

From: [Oelkers, Eric](#)
To: [Koepke, Cynthia L - DNR](#)
Cc: [Kyle Brassler](#); [Kevin McDonell](#); [Benjamin C. Grawe](#)
Subject: RE: proposed development at Hartmeyer property
Date: Wednesday, September 21, 2022 10:06:42 AM
Attachments: [image001.png](#)
[image002.png](#)
[image003.png](#)
[image004.png](#)
[image007.png](#)
[220916_LAC Sampling Memo W_attach.pdf](#)

**CAUTION: This email originated from outside the organization.
Do not click links or open attachments unless you recognize the sender and know the content is safe.**

Hi Cindy,

My clients are still working through the due diligence process and I believe they are planning to close on the purchase of the Hartmeyer property at the end of this year. I don't know if they have a construction timeline yet.

We just received approval from the current owner, KraftHeinz to share the data from the recent geoprobe borings we sampled. The memo I prepared for Lincoln Avenue Capital describing the sampling and lab results is attached. I don't know what the schedule is for any additional public meetings.

I've ask the civil engineer to survey the temporary well casing elevations, so at some point we may be able to create a water table map.

Please call or email if you have any questions.

Eric Oelkers, PG*
Senior Project Manager / Hydrogeologist
SCS Engineers
2830 Dairy Drive
Madison, WI 53718-6751 USA
608-216-7341 (W)
608-444-3934 (C)
eoelkers@scsengineers.com
*Licensed in WI

Driven by Client Success

www.scsengineers.com

From: Koepke, Cynthia L - DNR <Cynthia.Koepke@wisconsin.gov>
Sent: Tuesday, September 20, 2022 2:37 PM
To: Oelkers, Eric <EOelkers@scsengineers.com>

Subject: proposed development at Hartmeyer property

This email originated from outside of SCS Engineers. Do not click links or open attachments unless you recognize the sender and know the content is safe.

Hi Eric,
Wondering what the timeframe for this project is?
Thanks –
Cindy

We are committed to service excellence.

Visit our survey at <http://dnr.wi.gov/customersurvey> to evaluate how I did.

Cindy Koepke, P.G.

[she/her/hers]

Hydrogeologist – Remediation & Redevelopment Program

Wisconsin Department of Natural Resources

South Central Region

3911 Fish Hatchery Road

Fitchburg WI 53711

Phone: **608-219-2181**

Email: cynthia.koepke@wisconsin.gov



dnr.wi.gov



September 16, 2022
File No. 25222081.00

MEMORANDUM

TO: Kevin McDonell and Kyle Brassler, Lincoln Avenue Capital
FROM: Eric Oelkers
SUBJECT: Hartmeyer Property Sampling Results

In accordance with our proposed scope of work for the Hartmeyer Property that was approved by KraftHeinz Real Estate and Facilities on July 5, 2022, SCS Engineers (SCS) supervised the installation of seven (7) temporary monitoring wells and collected groundwater samples from the wells on August 1, 2022. The locations of the temporary wells are labeled GB-101 through GB-107 on the attached site map. Pace Analytical of Green Bay, Wisconsin analyzed the groundwater samples for volatile organic compounds (VOCs). Based on the groundwater analytical results, SCS requested that Pace also analyze VOCs in two soil samples that SCS collected from the borings for the monitoring well installation. SCS collected a second groundwater sample from boring GB-107 on September 6, 2022.

Analytical Results

The three Pace Analytical laboratory reports with the soil and groundwater results are attached. The groundwater results are summarized in the attached table and are discussed briefly below. The soil results are not tabulated because only two samples were analyzed and only one compound was detected.

- Trace amounts of toluene were detected in most of the samples. The toluene concentrations are well below regulatory standards and may be attributable to the sampling equipment or lab contamination. These trace concentrations are typically not of concern to the Wisconsin Department of Natural Resources (WDNR).
- Low concentrations of petroleum contaminants were detected in groundwater at the location of GB-105 near the gas metering building. None of the detected contaminants exceeds an NR 140 groundwater standard. The soil below the water table here had a strong petroleum odor. This contamination below the water table is likely related to the former piping for the aboveground fuel storage tanks (ASTs) and/or historical petroleum handling activities in this area. The petroleum contamination in AST area was previously investigated and the WDNR's contamination case file (BRRTS #03-13-00053) was closed in 2008. SCS collected a shallow soil sample at a depth of 0 to 2 feet below the ground surface (bgs) at this location. Analysis of this soil sample for VOCs detected only



naphthalene at a concentration well below the corresponding residual cleanup level (RCL) for soil.

- No other VOCs were detected in any of the samples collected around the perimeter of the property. Cis-1,2-dichloroethylene (DCE) and vinyl chloride (VC) were detected at a concentration of 1 microgram per liter ($\mu\text{g/l}$) and an estimated concentration of 0.33 $\mu\text{g/l}$, respectively, in the initial groundwater sample from GB-107. Only cis-1,2-DCE was detected (also at a concentration of 1 $\mu\text{g/l}$) in the second sample collected from GB-107. Cis-1,2-DCE and vinyl chloride are commonly the result of partial degradation of chlorinated solvents such as tetrachloroethylene (PCE) and trichloroethylene (TCE). The 1 $\mu\text{g/l}$ cis-1,2-DCE concentrations are well below regulatory levels. The vinyl chloride concentration of 0.33 $\mu\text{g/l}$ in the initial sample is not considered to exceed the groundwater enforcement standard under the NR 140 rules because the reported result is below the laboratory limit of quantitation (1 $\mu\text{g/l}$). The presence of vinyl chloride was not confirmed by analysis of the second sample. SCS collected a shallow soil sample at a depth of 0 to 2.5 feet bgs at this location. Analysis of this soil sample for VOCs did not detect any contaminants.

Field Observations

Copies of the field soil boring logs are attached. Visual examination of the soil encountered in the borings indicated non-native fill material (including residual coal and cinders) in soil less than 8 feet deep (but typically less than 5 feet deep) in borings GB-104, GB-105, GB-106, and GB-107. These borings are located mostly within the proposed development area. This type of material, especially soil with cinders, is commonly encountered in [formerly] low-lying areas on or near the isthmus that were historically filled to facilitate development.

The depth to the apparent water table from the ground surface, measured on August 1, 2022, is shown on the attached site map. Based on approximate ground surface elevations at each boring location estimated from the online Dane County Geographic Information System (GIS) topographic contours, the water table across the site was within +/- 0.5 feet of an elevation of 849.0 feet above mean sea level.

Attachments:

Table 1 – Groundwater Analytical Results Summary
Site Plan with Sample Locations
Boring Logs
Pace Analytical Reports 40249224 & 40249226

EO/REO/MDB

I:\25222081.00\Deliverables\2209 Update Memo\2209016_LAC Sampling Memo.docx

Table 1. Groundwater Analytical Results Summary - VOCs
Hartmeyer Property - Madison / SCS Engineers Project #25222081.00
 (Results are in µg/L)

Sample	Date	Lab Notes	Benzene	Bromobenzene	Bromochloromethane	Bromodichloromethane	Bromoform	Bromomethane	n-Butylbenzene	sec-Butylbenzene	tert-Butylbenzene	Carbon tetrachloride	Chlorobenzene	Chloroethane	Chloroform	Chloromethane	2-Chlorotoluene	4-Chlorotoluene	1,2-Dibromo-3-Chloropropane (DBCP)
GB-101	8/1/2022	--	<0.30	<0.36	<0.36	<0.42	<3.8	<1.2	<0.86	<0.42	<0.59	<0.37	<0.86	<1.4	<1.2	<1.6	<0.89	<0.89	<2.4
GB-102	8/1/2022	--	<0.30	<0.36	<0.36	<0.42	<3.8	<1.2	<0.86	<0.42	<0.59	<0.37	<0.86	<1.4	<1.2	<1.6	<0.89	<0.89	<2.4
GB-103	8/1/2022	--	<0.30	<0.36	<0.36	<0.42	<3.8	<1.2	<0.86	<0.42	<0.59	<0.37	<0.86	<1.4	<1.2	<1.6	<0.89	<0.89	<2.4
GB-104	8/1/2022	--	<0.30	<0.36	<0.36	<0.42	<3.8	<1.2	<0.86	<0.42	<0.59	<0.37	<0.86	<1.4	<1.2	<1.6	<0.89	<0.89	<2.4
GB-105	8/1/2022	--	<0.30	<0.36	<0.36	<0.42	<3.8	<1.2	13.6	3.4	<0.59	<0.37	<0.86	<1.4	<1.2	<1.6	<0.89	<0.89	<2.4
GB-106	8/1/2022	--	<0.30	<0.36	<0.36	<0.42	<3.8	<1.2	<0.86	<0.42	<0.59	<0.37	<0.86	<1.4	<1.2	<1.6	<0.89	<0.89	<2.4
GB-107	8/1/2022	--	<0.30	<0.36	<0.36	<0.42	<3.8	<1.2	<0.86	<0.42	<0.59	<0.37	<0.86	<1.4	<1.2	<1.6	<0.89	<0.89	<2.4
	9/6/2022	--	<0.30	<0.36	<0.36	<0.42	<3.8	<1.2	<0.86	<0.42	<0.59	<0.37	<0.86	<1.4	<1.2	<1.6	<0.89	<0.89	<2.4
Trip Blank	8/1/2022	--	<0.30	<0.36	<0.36	<0.42	<3.8	<1.2	<0.86	<0.42	<0.59	<0.37	<0.86	<1.4	<1.2	<1.6	<0.89	<0.89	<2.4
	9/6/2022	--	<0.30	<0.36	<0.36	<0.42	<3.8	<1.2	<0.86	<0.42	<0.59	<0.37	<0.86	<1.4	<1.2	<1.6	<0.89	<0.89	<2.4
NR 140 Enforcement Standards			5	NE	NE	0.6	4.4	10	NE	NE	NE	5	100	400	6	30	NE	NE	0.2
NR 140 Preventive Action Limits			0.5	NE	NE	0.06	0.44	1	NE	NE	NE	0.5	20	80	0.6	3	NE	NE	0.02
CAS No.			71-43-2	108-86-1	74-97-5	75-27-4	75-25-2	74-83-9	104-51-8	135-98-8	98-06-6	56-23-5	108-90-7	75-00-3	67-66-3	74-87-3	95-49-8	106-43-4	96-12-8

Table 1. Groundwater Analytical Results Summary - VOCs
Hartmeyer Property - Madison / SCS Engineers Project #25222081.00
(Results are in µg/L)

Sample	Date	Lab Notes	Dibromochloromethane	1,2-Dibromoethane (EDB)	Dibromomethane	1,2-Dichlorobenzene	1,3-Dichlorobenzene	1,4-Dichlorobenzene	Dichlorodifluoromethane	1,1-Dichloroethane	1,2-Dichloroethane	1,1-Dichloroethylene	cis-1,2-Dichloroethylene	trans-1,2-Dichloroethylene	1,2-Dichloropropane	1,3-Dichloropropane	2,2-Dichloropropane	1,1-Dichloropropene	cis-1,3-Dichloropropene	trans-1,3-Dichloropropene	Diisopropyl ether	Ethylbenzene	Hexachloro-1,3-butadiene
GB-101	8/1/2022	--	<2.6	<0.31	<0.99	<0.33	<0.35	<0.89	<0.46	<0.30	<0.29	<0.58	<0.47	<0.53	<0.45	<0.30	<4.2	<0.41	<0.36	<3.5	<1.1	<0.33	<2.7
GB-102	8/1/2022	--	<2.6	<0.31	<0.99	<0.33	<0.35	<0.89	<0.46	<0.30	<0.29	<0.58	<0.47	<0.53	<0.45	<0.30	<4.2	<0.41	<0.36	<3.5	<1.1	<0.33	<2.7
GB-103	8/1/2022	--	<2.6	<0.31	<0.99	<0.33	<0.35	<0.89	<0.46	<0.30	<0.29	<0.58	<0.47	<0.53	<0.45	<0.30	<4.2	<0.41	<0.36	<3.5	<1.1	<0.33	<2.7
GB-104	8/1/2022	--	<2.6	<0.31	<0.99	<0.33	<0.35	<0.89	<0.46	<0.30	<0.29	<0.58	<0.47	<0.53	<0.45	<0.30	<4.2	<0.41	<0.36	<3.5	<1.1	<0.33	<2.7
GB-105	8/1/2022	--	<2.6	<0.31	<0.99	<0.33	<0.35	<0.89	<0.46	<0.30	<0.29	<0.58	<0.47	<0.53	<0.45	<0.30	<4.2	<0.41	<0.36	<3.5	<1.1	11.4	<2.7
GB-106	8/1/2022	--	<2.6	<0.31	<0.99	<0.33	<0.35	<0.89	<0.46	<0.30	<0.29	<0.58	<0.47	<0.53	<0.45	<0.30	<4.2	<0.41	<0.36	<3.5	<1.1	<0.33	<2.7
GB-107	8/1/2022	--	<2.6	<0.31	<0.99	<0.33	<0.35	<0.89	<0.46	<0.30	<0.29	<0.58	1.0	<0.53	<0.45	<0.30	<4.2	<0.41	<0.36	<3.5	<1.1	<0.33	<2.7
	9/6/2022	--	<2.6	<0.31	<0.99	<0.33	<0.35	<0.89	<0.46	<0.30	<0.29	<0.58	1.0	<0.53	<0.45	<0.30	<4.2	<0.41	<0.36	<3.5	NA	<0.33	<2.7
Trip Blank	8/1/2022	--	<2.6	<0.31	<0.99	<0.33	<0.35	<0.89	<0.46	<0.30	<0.29	<0.58	<0.47	<0.53	<0.45	<0.30	<4.2	<0.41	<0.36	<3.5	<1.1	<0.33	<2.7
	9/6/2022	--	<2.6	<0.31	<0.99	<0.33	<0.35	<0.89	<0.46	<0.30	<0.29	<0.58	<0.47	<0.53	<0.45	<0.30	<4.2	<0.41	<0.36	<3.5	NA	<0.33	<2.7
NR 140 Enforcement Standards			60	0.05	NE	600	600	75	1,000	850	5	7	70	100	5	NE	NE	NE	0.4	0.4	NE	700	NE
NR 140 Preventive Action Limits			6	0.005	NE	60	120	15	200	85	0.5	0.7	7	20	0.5	NE	NE	NE	0.04	0.04	NE	140	NE
CAS No.			124-48-1	106-93-4	74-95-3	95-50-1	541-73-1	106-46-7	75-71-8	75-34-3	107-06-2	75-35-4	156-59-2	156-60-5	78-87-5	142-28-9	594-20-7	563-58-6	10061-01-5	10061-02-6	108-20-3	100-41-4	87-68-3

Table 1. Groundwater Analytical Results Summary - VOCs
Hartmeyer Property - Madison / SCS Engineers Project #25222081.00
 (Results are in µg/L)

Sample	Date	Lab Notes	Isopropylbenzene (Cumene)	p-Isopropyltoluene	Methylene Chloride	Methyl-tert-butyl ether (MTBE)	Naphthalene	n-Propylbenzene	Styrene	1,1,1,2-Tetrachloroethane	Tetrachloroethylene	1,1,2,2-Tetrachloroethane	Toluene	1,2,3-Trichlorobenzene	1,2,4-Trichlorobenzene	1,1,1-Trichloroethane	1,1,2-Trichloroethane	Trichloroethylene (TCE)	Trichlorofluoromethane	1,2,3-Trichloropropane	Trimethylbenzenes (TMBs)	Vinyl Chloride	Xylenes
GB-101	8/1/2022	--	<1.0	<1.0	<0.32	<1.1	<1.1	<0.35	<0.36	<0.36	<0.41	<0.38	0.39 J	<1.0	<0.95	<0.30	<0.34	<0.32	<0.42	<0.56	<0.81	<0.17	<1.0
GB-102	8/1/2022	--	<1.0	<1.0	<0.32	<1.1	<1.1	<0.35	<0.36	<0.36	<0.41	<0.38	0.49 J	<1.0	<0.95	<0.30	<0.34	<0.32	<0.42	<0.56	<0.81	<0.17	<1.0
GB-103	8/1/2022	--	<1.0	<1.0	<0.32	<1.1	<1.1	<0.35	<0.36	<0.36	<0.41	<0.38	0.46 J	<1.0	<0.95	<0.30	<0.34	<0.32	<0.42	<0.56	<0.81	<0.17	<1.0
GB-104	8/1/2022	--	<1.0	<1.0	<0.32	<1.1	<1.1	<0.35	<0.36	<0.36	<0.41	<0.38	0.50 J	<1.0	<0.95	<0.30	<0.34	<0.32	<0.42	<0.56	<0.81	<0.17	<1.0
GB-105	8/1/2022	--	3.5 J	2.5 J	<0.32	<1.1	3.7 J	12.1	<0.36	<0.36	<0.41	<0.38	0.44 J	<1.0	<0.95	<0.30	<0.34	<0.32	<0.42	<0.56	30.6	<0.17	3.3
GB-106	8/1/2022	--	<1.0	<1.0	<0.32	<1.1	<1.1	<0.35	<0.36	<0.36	<0.41	<0.38	<0.29	<1.0	<0.95	<0.30	<0.34	<0.32	<0.42	<0.56	<0.81	<0.17	<1.0
GB-107	8/1/2022	--	<1.0	<1.0	<0.32	<1.1	<1.1	<0.35	<0.36	<0.36	<0.41	<0.38	0.50 J	<1.0	<0.95	<0.30	<0.34	<0.32	<0.42	<0.56	<0.81	0.33 J	<1.0
	9/6/2022	--	<1.0	<1.0	<0.32	<1.1	<1.1	<0.35	<0.36	<0.36	<0.41	<0.38	<0.29	<1.0	<0.95	<0.30	<0.34	<0.32	<0.42	<0.56	<0.81	<0.17	<1.0
Trip Blank	8/1/2022	--	<1.0	<1.0	<0.32	<1.1	<1.1	<0.35	<0.36	<0.36	<0.41	<0.38	<0.29	<1.0	<0.95	<0.30	<0.34	<0.32	<0.42	<0.56	<0.81	<0.17	<1.0
	9/6/2022	--	<1.0	<1.0	<0.32	<1.1	<1.1	<0.35	<0.36	<0.36	<0.41	<0.38	<0.29	<1.0	<0.95	<0.30	<0.34	<0.32	<0.42	<0.56	<0.81	<0.17	<1.0
NR 140 Enforcement Standards			NE	NE	5	60	100	NE	100	70	5	0.2	800	NE	70	200	5	5	3,490	60	480	0.2	2,000
NR 140 Preventive Action Limits			NE	NE	0.5	12	10	NE	10	7	0.5	0.02	160	NE	14	40	0.5	0.5	698	12	96	0.02	400
CAS No.			98-82-8	99-87-6	75-09-2	1634-04-4	91-20-3	103-65-1	100-42-5	630-20-6	127-18-4	79-34-5	108-88-3	87-61-6	120-82-1	71-55-6	79-00-5	79-01-6	75-69-4	96-18-4	See Notes	75-01-4	1330-20-7 (See Notes)

Abbreviations:

µg/ L = micrograms per liter or parts per billion (ppb)
 TMBs = 1,2,4- and 1,3,5-trimethylbenzenes
 NA = Not Analyzed
 (Dup) = Duplicate Sample

DRO = Diesel Range Organics
 MTBE = Methyl-tert-butyl ether
 ND = Not Detected
 -- = Not Applicable

GRO = Gasoline Range Organics
 VOCs = Volatile Organic Compounds
 NE = No Standard Established

Created by: EO
 Last revision by: AJR
 Checked by: REO
 Proj Mgr QA/QC: EO

Date: 9/1/2022
 Date: 9/15/2022
 Date: 9/15/2022
 Date: 9/2/2022

Notes:

NR 140 Enforcement Standards - Wisconsin Administrative Code (WAC), Chapter NR 140.10 Table 1 - Public Health Groundwater Quality Standards.
 NR 140 Preventive Action Limits - WAC, Chapter NR 140.10 Table 1 - Public Health Groundwater Quality Standards.
 Xylene (CAS RN 1330-20-7) refers to a mixture of three isomers, meta-xylene (CAS RN 108-38-3), ortho-xylene (CAS RN 95-47-6), and para-xylene (CAS RN106-42-3).

Bold+underlined values meet or exceed NR 140 enforcement standards.
Italic+underlined values meet or exceed NR 140 preventive action limits.



Laboratory Notes/Qualifiers:

Hartmeyer Property, Roth Street, Madison, WI



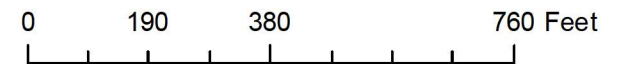
May 9, 2022

Dane County Mask

-  Dane County Mask
-  Parcels

X = Temporary Well Location

DTW = Depth to water in feet below ground surface
08/01/2022



Facility/Project Name LAC Hartmeyer Property				SCS # 25222081.00			License/Permit/Monitoring Number			Boring Number GB-101					
Boring Drilled By (Firm name and name of crew chief) On-site Environmental Geoprobe						Drilling Started 8/1/22			Drilling Completed 8/1/22			Drilling Method Geoprobe			
Facility Well No.		Unique Well No.		Common Well Name			Static Water Level			Surface Elevation			Borehole Diam. 2.25"		
Boring Location State Plane 1/4 of N , 1/4 of Section E , T. , N. , R. 						Lat. Long.			Local Grid Location (If applicable)						
County Dane						Location Code			Civil Town/City/or Village Madison, WI.						
Sample Number	Length Recovered	Blow Counts	Depth in Feet	Soil/Rock Description And Geologic Origin For Each Major Unit	USCS	Graphic Log	Well Diagram	Max. PID/FID	Soil Properties			RQD/Comments			
									Standard Penetration	Moisture Content	P200				
S1	54"		5	Topsoil, 6", brown-brown silt, reddish brown - brown, trace clay, sand, and roots, ml				5.8		M		Sampled Sl 0-2.5' bgs			
				Lean clay, brown/reddish brown, with orangish brown mottling, trace roots, gray bottom 6"	2.75		4.6	3.5	mg/w	water at 5.5-6' bgs screened 8-10' bgs					
S2	42"		10	Partly graded sand, f-c graded, orangish brown-brown with trace gravel.	6.25 SP			1.9			W				
				End of boring at 10' bgs											
I hereby certify that the information on this form is true and correct to the best of my knowledge.															
Signature						Firm SCS ENGINEERS									

Facility/Project Name <i>LAC Hartmeyer Property SCS # 25222081.00</i>			License/Permit/Monitoring Number			Boring Number <i>GB-102</i>						
Boring Drilled By (Firm name and name of crew chief) <i>On-site Environmental Care Kapuji</i>			Drilling Started <i>8/1/22</i>		Drilling Completed <i>8/1/22</i>		Drilling Method <i>Geoprobe</i>					
Facility Well No.		Unique Well No.		Common Well Name		Static Water Level		Surface Elevation		Borehole Diam. <i>2.25"</i>		
Boring Location State Plane <i>1/4 of N, E</i>					Lat. Long.		Local Grid Location (If applicable)					
County Madison <i>Dane</i>					Location Code		Civil Town/City/Village <i>Madison</i>					
Sample Number	Length Recovered	Blow Counts	Depth in Feet	Soil/Rock Description And Geologic Origin For Each Major Unit	USCS	Graphic Log	Well Diagram	Max. PID/FID	Soil Properties			RQD/Comments
									Standard Penetration	Moisture Content	P200	
<i>S1 57</i>				<i>topsoil d-brown-black</i> Lean clay, brown to gray towards bottom of sample with orangish brown mottling and trace roots.	<i>CL</i>			<i>3.8</i>				<i>Sampled 0-2.5' bgs water at 4.5' bgs</i>
			<i>5</i>	<i>clayey sand, f-m grained, brown to grayish brown.</i>				<i>4.1</i>	<i>1.5-2.5</i>			
<i>S2 44</i>				<i>Poorly graded sand, f-c grained orangish brown at top transitions to yellowish tan brown at middle to bottom with trace gravel and fine gravel.</i>	<i>SP</i>			<i>4.9</i>				<i>Screened 4-9' bgs.</i>
			<i>10</i>	<i>End of Boring at 10' bgs.</i>								
			<i>15</i>									
I hereby certify that the information on this form is true and correct to the best of my knowledge.												
Signature					Firm SCS ENGINEERS							

SCS ENGINEERS
Civil & Environmental Engineering

SOIL BORING LOG INFORMATION

Revised 1/2016

Facility/Project Name <i>LAC Hartmeyer Property SCS # 25222081.00</i>			License/Permit/Monitoring Number		Boring Number <i>GB-103</i>
Boring Drilled By (Firm name and name of crew chief) <i>On-Site Environmental Case Kurgis</i>			Drilling Started <i>8/1/22</i>	Drilling Completed <i>8/1/22</i>	Drilling Method <i>Geoprobe</i>
Facility Well No.	Unique Well No.	Common Well Name	Static Water Level	Surface Elevation	Borehole Diam. <i>2.25"</i>
Boring Location State Plane 1/4 of <i>N</i> , 1/4 of Section <i>E</i> , T. <i>T.</i> N. R. <i>N. R.</i>			Lat. Long.	Local Grid Location (If applicable)	
County <i>Madison</i>			Location Code	Civil Town/City/or Village <i>Dane</i>	

Sample Number	Length Recovered	Blow Counts	Depth in Feet	Soil/Rock Description And Geologic Origin For Each Major Unit	USCS	Graphic Log	Well Diagram	Max. PID/FID	Soil Properties			RQD/ Comments
									Standard Penetration	Moisture Content	P200	
<i>S1</i>	<i>54"</i>		5	<i>Topsoil, clayey black, organics</i>	<i>1.25'</i>							<i>water @ ~ 4' bgs.</i>
				<i>Lean clay, gray - dark gray with black and brownish mottling and trace sticks and fine sand. Gray light gray at bottom with fine sand</i>								
<i>S2</i>	<i>47"</i>		10	<i>Sandy clay, gray - d gray, soft, sand is fine grained</i>	<i>7.75'</i>							<i>Screened 4-9' bgs.</i>
				<i>Silt, d-gray - black, soft with trace roots, lenses of sand and trace gravel.</i>								
<i>End of boring at 10' bgs</i>												

I hereby certify that the information on this form is true and correct to the best of my knowledge.

Signature	Firm SCS ENGINEERS
-----------	------------------------------

Facility/Project Name SCS # 25 222081.00			License/Permit/Monitoring Number			Boring Number GR-104					
Boring Drilled By (Firm name and name of crew chief) Onsite Gage Kapugi			Drilling Started 8/1/22		Drilling Completed 8/1/22		Drilling Method Geoprobe				
Facility Well No.	Unique Well No.	Common Well Name		Static Water Level		Surface Elevation		Borehole Diam.			
Boring Location State Plane 1/4 of N, 1/4 of Section E, T. N, R.				Lat. Long.		Local Grid Location (If applicable)					
County Dane			Location Code		Civil Town/City/or Village Madison, WI						
Sample Number	Length Recovered	Blow Counts	Depth in Feet	Soil/Rock Description And Geologic Origin For Each Major Unit	USCS	Graphic Log	Well Diagram	Soil Properties			ROD/ Comments
								Standard Penetration	Moisture Content	P200	
S1	40"		0-5	Asphalt Basecourse, tan Sandy clay, gray-d gray, with sand is fine grained, with trace olive green/orange mottling and 2" layer at top of cinder.	CL		3.4	1.0	M		Sampled S1 2.5'-5' @ 8:45
S2	44"		5-7	Same as above, no cinders. Poorly graded sand, fine grained, trace coarse and gravel throughout, gray at top (8"), tan to bottom.	SP		4.6		W		water is at ~6-7' bgs, Screened 5-10' bgs
S3	58"		7-15	Same as above.	SP		4.0		W		Sampled water.
			15	End of boring at 15' bgs.			2.8				
I hereby certify that the information on this form is true and correct to the best of my knowledge.											
Signature					Firm SCS ENGINEERS						

Facility/Project Name LAC Hartmeyer Property SCS # 25222081.00				License/Permit/Monitoring Number			Boring Number GB-105					
Boring Drilled By (Firm name and name of crew chief) On-site Environmental Gage Kapug				Drilling Started 8/1/22		Drilling Completed 8/1/22		Drilling Method Geoprobe				
Facility Well No.		Unique Well No.		Common Well Name		Static Water Level		Surface Elevation				
								2.25"				
Boring Location State Plane 1/4 of N , 1/4 of Section E , T. , N. , R. 				Lat. Long.		Local Grid Location (If applicable)						
County Dane				Location Code		Civil Town/City/or Village Madison, WI						
Sample Number	Length Recovered	Blow Counts	Depth in Feet	Soil/Rock Description And Geologic Origin For Each Major Unit	USCS	Graphic Log	Well Diagram	Max. PID/FID	Soil Properties			RQD/ Comments
									Standard Penetration	Moisture Content	P200	
				Topsoil, black (4")								
S1	48"			Lean clay, with gray - dark gray with reddish brown mottling and trace roots	CL			4.4		W		First attempt with concrete @ -2' bgs, Gage moved 5' to SW.
			5	Sandy clay, clay is gray, sand is gray-brown f-c grained.	CL			20.8		W		Water @ ~4.5' bgs.
S2	41"			Sandy silt, gray - d-gray, sand is fine grained with trace cinders and some gravel.	ML			324.8		W		Petroleum odor from 4-10' bgs.
			10	Poorly graded, sand, f-c grained, gray - d gray with trace gravel, Petro odor high.	SP			535.8				sampled 10-25' 105 was screened 4-9'
				End of boring @ 10'								
			15									
I hereby certify that the information on this form is true and correct to the best of my knowledge.												
Signature					Firm SCS ENGINEERS							

Facility/Project Name LAC Hartmeyer Property SCS # 25222081.00				License/Permit/Monitoring Number			Boring Number GB-106		
Boring Drilled By (Firm name and name of crew chief) On-site Environmental Gage Kapugi				Drilling Started 8/1/22		Drilling Completed 8/1/22		Drilling Method Geoprobe	
Facility Well No.		Unique Well No.		Common Well Name		Static Water Level		Surface Elevation	
								Borehole Diam. 2.25"	
Boring Location State Plane 1/4 of N , 1/4 of Section E , T. , N. , R. 				Lat. Long.		Local Grid Location (If applicable)			
County Dane				Location Code		Civil Town/City/or Village Madison			

Sample Number	Length Recovered	Blow Counts	Depth in Feet	Soil/Rock Description And Geologic Origin For Each Major Unit	USCS	Graphic Log	Well Diagram	Max. PID/FID	Soil Properties			RQD/Comments
									Standard Penetration	Moisture Content	P200	
S1	42"			Topsoil Poorly graded sand with cinders, d-gray-black, f-e grain, trace silt & g.				4.8	m			Sampled S1 0-2' 0-3'
			5	Peat, black with roots and sticks	4.75			3.9	w			Screened 3-8' bgs
S2	24"			same as above				3.8	w			
			10	lean clay, black on top to gray at bottom with roots and pieces of wood.	9.9'							
				3" of sand, gray-fine grained at bottom								
				End of boring at 10' bgs.								

I hereby certify that the information on this form is true and correct to the best of my knowledge.

Signature	Firm SCS ENGINEERS
-----------	------------------------------

Facility/Project Name LAC Hartmeyer Property SCS # 2522281.00				License/Permit/Monitoring Number			Boring Number GB-107					
Boring Drilled By (Firm name and name of crew chief) On-site Environmental Geoprobe				Drilling Started 8/1/22		Drilling Completed 8/1/22		Drilling Method Geoprobe				
Facility Well No.		Unique Well No.		Common Well Name		Static Water Level		Surface Elevation				
								Borehole Diam. 2.25"				
Boring Location State Plane 1/4 of N , 1/4 of Section E , T. , N. , R. 						Lat. Long.		Local Grid Location (If applicable)				
County Dane				Location Code		Civil Town/City/or Village Madison						
Sample Number	Length Recovered	Blow Counts	Depth in Feet	Soil/Rock Description And Geologic Origin For Each Major Unit	USCS	Graphic Log	Well Diagram	Soil Properties			RQD/Comments	
								Max. PID/FID	Standard Penetration	Moisture Content		P200
S1	49"			Cinders with trace ^{trace} lignite coal and some top soil at surface.	fill							Sampled 0-2.5'
				Poorly graded sand with cinders and trace coal, f-c grained, black	SP/fill		4.1		M			
			5	lean clay, gray - olive gray and blue gray with trace streaks and roots + reddish brown mottling.	CL		7.0	2.0	W			checked for water, none from 0-5' bgs.
S2	46"			Same as above but light gray - gray - darkish gray at bottom with trace lenses of f-c grained sand.	CL		5.9	0.25	W			Screened 5-10'
			10	silt, d-gray with trace sand same as above, very soft.	ML		6.1		W			
S3	56"			Poorly graded sand, f-c grain, grayish light brown with trace gravel	SP		5.6					
				End of boring at 15' bgs.								
I hereby certify that the information on this form is true and correct to the best of my knowledge.												
Signature					Firm SCS ENGINEERS							

August 08, 2022

Eric Oelkers
SCS ENGINEERS
2830 Dairy Drive
Madison, WI 53718

RE: Project: 25222081.00 LAC HARTMEYER
Pace Project No.: 40249224

Dear Eric Oelkers:

Enclosed are the analytical results for sample(s) received by the laboratory on August 03, 2022. The results relate only to the samples included in this report. Results reported herein conform to the applicable TNI/NELAC Standards and the laboratory's Quality Manual, where applicable, unless otherwise noted in the body of the report.

The test results provided in this final report were generated by each of the following laboratories within the Pace Network:

- Pace Analytical Services - Green Bay

If you have any questions concerning this report, please feel free to contact me.

Sincerely,



Dan Milewsky
dan.milewsky@pacelabs.com
(920)469-2436
Project Manager

Enclosures



REPORT OF LABORATORY ANALYSIS

This report shall not be reproduced, except in full,
without the written consent of Pace Analytical Services, LLC.

CERTIFICATIONS

Project: 25222081.00 LAC HARTMEYER

Pace Project No.: 40249224

Pace Analytical Services Green Bay

1241 Bellevue Street, Green Bay, WI 54302

Florida/NELAP Certification #: E87948

Illinois Certification #: 200050

Kentucky UST Certification #: 82

Louisiana Certification #: 04168

Minnesota Certification #: 055-999-334

New York Certification #: 12064

North Dakota Certification #: R-150

Virginia VELAP ID: 460263

South Carolina Certification #: 83006001

Texas Certification #: T104704529-14-1

Wisconsin Certification #: 405132750

Wisconsin DATCP Certification #: 105-444

USDA Soil Permit #: P330-16-00157

Federal Fish & Wildlife Permit #: LE51774A-0

REPORT OF LABORATORY ANALYSIS

This report shall not be reproduced, except in full,
without the written consent of Pace Analytical Services, LLC.

SAMPLE SUMMARY

Project: 25222081.00 LAC HARTMEYER

Pace Project No.: 40249224

Lab ID	Sample ID	Matrix	Date Collected	Date Received
40249224001	GB-101	Water	08/01/22 13:45	08/03/22 08:30
40249224002	GB-102	Water	08/01/22 14:50	08/03/22 08:30
40249224003	GB-103	Water	08/01/22 15:55	08/03/22 08:30
40249224004	GB-104	Water	08/01/22 08:45	08/03/22 08:30
40249224005	GB-105	Water	08/01/22 10:00	08/03/22 08:30
40249224006	GB-106	Water	08/01/22 11:00	08/03/22 08:30
40249224007	GB-107	Water	08/01/22 12:05	08/03/22 08:30
40249224008	TRIP BLANK	Water	08/01/22 00:00	08/03/22 08:30

REPORT OF LABORATORY ANALYSIS

This report shall not be reproduced, except in full,
without the written consent of Pace Analytical Services, LLC.

SAMPLE ANALYTE COUNT

Project: 25222081.00 LAC HARTMEYER

Pace Project No.: 40249224

Lab ID	Sample ID	Method	Analysts	Analytes Reported	Laboratory
40249224001	GB-101	EPA 8260	LAP	63	PASI-G
40249224002	GB-102	EPA 8260	LAP	63	PASI-G
40249224003	GB-103	EPA 8260	LAP	63	PASI-G
40249224004	GB-104	EPA 8260	LAP	63	PASI-G
40249224005	GB-105	EPA 8260	LAP	63	PASI-G
40249224006	GB-106	EPA 8260	LAP	63	PASI-G
40249224007	GB-107	EPA 8260	LAP	63	PASI-G
40249224008	TRIP BLANK	EPA 8260	LAP	63	PASI-G

PASI-G = Pace Analytical Services - Green Bay

REPORT OF LABORATORY ANALYSIS

This report shall not be reproduced, except in full,
without the written consent of Pace Analytical Services, LLC.

SUMMARY OF DETECTION

Project: 25222081.00 LAC HARTMEYER
Pace Project No.: 40249224

Lab Sample ID Method	Client Sample ID Parameters	Result	Units	Report Limit	Analyzed	Qualifiers
40249224001	GB-101					
EPA 8260	Toluene	0.39J	ug/L	1.0	08/05/22 13:51	
40249224002	GB-102					
EPA 8260	Toluene	0.49J	ug/L	1.0	08/05/22 16:35	
40249224003	GB-103					
EPA 8260	Toluene	0.46J	ug/L	1.0	08/05/22 16:54	
40249224004	GB-104					
EPA 8260	Toluene	0.50J	ug/L	1.0	08/05/22 17:14	
40249224005	GB-105					
EPA 8260	n-Butylbenzene	13.6	ug/L	1.0	08/08/22 08:10	
EPA 8260	sec-Butylbenzene	3.4	ug/L	1.0	08/08/22 08:10	
EPA 8260	Ethylbenzene	11.4	ug/L	1.0	08/08/22 08:10	
EPA 8260	Isopropylbenzene (Cumene)	3.5J	ug/L	5.0	08/08/22 08:10	
EPA 8260	p-Isopropyltoluene	2.5J	ug/L	5.0	08/08/22 08:10	
EPA 8260	Naphthalene	3.7J	ug/L	5.0	08/08/22 08:10	
EPA 8260	n-Propylbenzene	12.1	ug/L	1.0	08/08/22 08:10	
EPA 8260	Toluene	0.44J	ug/L	1.0	08/08/22 08:10	
EPA 8260	1,2,4-Trimethylbenzene	30.6	ug/L	1.0	08/08/22 08:10	
EPA 8260	Xylene (Total)	3.3	ug/L	3.0	08/08/22 08:10	
40249224007	GB-107					
EPA 8260	cis-1,2-Dichloroethene	1.0	ug/L	1.0	08/05/22 17:34	
EPA 8260	Toluene	0.50J	ug/L	1.0	08/05/22 17:34	
EPA 8260	Vinyl chloride	0.33J	ug/L	1.0	08/05/22 17:34	

REPORT OF LABORATORY ANALYSIS

This report shall not be reproduced, except in full,
without the written consent of Pace Analytical Services, LLC.

ANALYTICAL RESULTS

Project: 25222081.00 LAC HARTMEYER

Pace Project No.: 40249224

Sample: GB-101 **Lab ID: 40249224001** Collected: 08/01/22 13:45 Received: 08/03/22 08:30 Matrix: Water

Parameters	Results	Units	LOQ	LOD	DF	Prepared	Analyzed	CAS No.	Qual
8260 MSV									
Analytical Method: EPA 8260									
Pace Analytical Services - Green Bay									
Benzene	<0.30	ug/L	1.0	0.30	1		08/05/22 13:51	71-43-2	
Bromobenzene	<0.36	ug/L	1.0	0.36	1		08/05/22 13:51	108-86-1	
Bromochloromethane	<0.36	ug/L	5.0	0.36	1		08/05/22 13:51	74-97-5	
Bromodichloromethane	<0.42	ug/L	1.0	0.42	1		08/05/22 13:51	75-27-4	
Bromoform	<3.8	ug/L	5.0	3.8	1		08/05/22 13:51	75-25-2	
Bromomethane	<1.2	ug/L	5.0	1.2	1		08/05/22 13:51	74-83-9	
n-Butylbenzene	<0.86	ug/L	1.0	0.86	1		08/05/22 13:51	104-51-8	
sec-Butylbenzene	<0.42	ug/L	1.0	0.42	1		08/05/22 13:51	135-98-8	
tert-Butylbenzene	<0.59	ug/L	1.0	0.59	1		08/05/22 13:51	98-06-6	
Carbon tetrachloride	<0.37	ug/L	1.0	0.37	1		08/05/22 13:51	56-23-5	
Chlorobenzene	<0.86	ug/L	1.0	0.86	1		08/05/22 13:51	108-90-7	
Chloroethane	<1.4	ug/L	5.0	1.4	1		08/05/22 13:51	75-00-3	
Chloroform	<1.2	ug/L	5.0	1.2	1		08/05/22 13:51	67-66-3	
Chloromethane	<1.6	ug/L	5.0	1.6	1		08/05/22 13:51	74-87-3	
2-Chlorotoluene	<0.89	ug/L	5.0	0.89	1		08/05/22 13:51	95-49-8	
4-Chlorotoluene	<0.89	ug/L	5.0	0.89	1		08/05/22 13:51	106-43-4	
1,2-Dibromo-3-chloropropane	<2.4	ug/L	5.0	2.4	1		08/05/22 13:51	96-12-8	
Dibromochloromethane	<2.6	ug/L	5.0	2.6	1		08/05/22 13:51	124-48-1	
1,2-Dibromoethane (EDB)	<0.31	ug/L	1.0	0.31	1		08/05/22 13:51	106-93-4	
Dibromomethane	<0.99	ug/L	5.0	0.99	1		08/05/22 13:51	74-95-3	
1,2-Dichlorobenzene	<0.33	ug/L	1.0	0.33	1		08/05/22 13:51	95-50-1	
1,3-Dichlorobenzene	<0.35	ug/L	1.0	0.35	1		08/05/22 13:51	541-73-1	
1,4-Dichlorobenzene	<0.89	ug/L	1.0	0.89	1		08/05/22 13:51	106-46-7	
Dichlorodifluoromethane	<0.46	ug/L	5.0	0.46	1		08/05/22 13:51	75-71-8	
1,1-Dichloroethane	<0.30	ug/L	1.0	0.30	1		08/05/22 13:51	75-34-3	
1,2-Dichloroethane	<0.29	ug/L	1.0	0.29	1		08/05/22 13:51	107-06-2	
1,1-Dichloroethene	<0.58	ug/L	1.0	0.58	1		08/05/22 13:51	75-35-4	
cis-1,2-Dichloroethene	<0.47	ug/L	1.0	0.47	1		08/05/22 13:51	156-59-2	
trans-1,2-Dichloroethene	<0.53	ug/L	1.0	0.53	1		08/05/22 13:51	156-60-5	
1,2-Dichloropropane	<0.45	ug/L	1.0	0.45	1		08/05/22 13:51	78-87-5	
1,3-Dichloropropane	<0.30	ug/L	1.0	0.30	1		08/05/22 13:51	142-28-9	
2,2-Dichloropropane	<4.2	ug/L	5.0	4.2	1		08/05/22 13:51	594-20-7	
1,1-Dichloropropene	<0.41	ug/L	1.0	0.41	1		08/05/22 13:51	563-58-6	
cis-1,3-Dichloropropene	<0.36	ug/L	1.0	0.36	1		08/05/22 13:51	10061-01-5	
trans-1,3-Dichloropropene	<3.5	ug/L	5.0	3.5	1		08/05/22 13:51	10061-02-6	
Diisopropyl ether	<1.1	ug/L	5.0	1.1	1		08/05/22 13:51	108-20-3	
Ethylbenzene	<0.33	ug/L	1.0	0.33	1		08/05/22 13:51	100-41-4	
Hexachloro-1,3-butadiene	<2.7	ug/L	5.0	2.7	1		08/05/22 13:51	87-68-3	
Isopropylbenzene (Cumene)	<1.0	ug/L	5.0	1.0	1		08/05/22 13:51	98-82-8	
p-Isopropyltoluene	<1.0	ug/L	5.0	1.0	1		08/05/22 13:51	99-87-6	
Methylene Chloride	<0.32	ug/L	5.0	0.32	1		08/05/22 13:51	75-09-2	
Methyl-tert-butyl ether	<1.1	ug/L	5.0	1.1	1		08/05/22 13:51	1634-04-4	
Naphthalene	<1.1	ug/L	5.0	1.1	1		08/05/22 13:51	91-20-3	
n-Propylbenzene	<0.35	ug/L	1.0	0.35	1		08/05/22 13:51	103-65-1	
Styrene	<0.36	ug/L	1.0	0.36	1		08/05/22 13:51	100-42-5	

REPORT OF LABORATORY ANALYSIS

This report shall not be reproduced, except in full,
without the written consent of Pace Analytical Services, LLC.

ANALYTICAL RESULTS

Project: 25222081.00 LAC HARTMEYER

Pace Project No.: 40249224

Sample: GB-101 **Lab ID: 40249224001** Collected: 08/01/22 13:45 Received: 08/03/22 08:30 Matrix: Water

Parameters	Results	Units	LOQ	LOD	DF	Prepared	Analyzed	CAS No.	Qual
8260 MSV									
Analytical Method: EPA 8260									
Pace Analytical Services - Green Bay									
1,1,1,2-Tetrachloroethane	<0.36	ug/L	1.0	0.36	1		08/05/22 13:51	630-20-6	
1,1,1,2-Tetrachloroethane	<0.38	ug/L	1.0	0.38	1		08/05/22 13:51	79-34-5	
Tetrachloroethene	<0.41	ug/L	1.0	0.41	1		08/05/22 13:51	127-18-4	
Toluene	0.39J	ug/L	1.0	0.29	1		08/05/22 13:51	108-88-3	
1,2,3-Trichlorobenzene	<1.0	ug/L	5.0	1.0	1		08/05/22 13:51	87-61-6	
1,2,4-Trichlorobenzene	<0.95	ug/L	5.0	0.95	1		08/05/22 13:51	120-82-1	
1,1,1-Trichloroethane	<0.30	ug/L	1.0	0.30	1		08/05/22 13:51	71-55-6	
1,1,2-Trichloroethane	<0.34	ug/L	5.0	0.34	1		08/05/22 13:51	79-00-5	
Trichloroethene	<0.32	ug/L	1.0	0.32	1		08/05/22 13:51	79-01-6	
Trichlorofluoromethane	<0.42	ug/L	1.0	0.42	1		08/05/22 13:51	75-69-4	
1,2,3-Trichloropropane	<0.56	ug/L	5.0	0.56	1		08/05/22 13:51	96-18-4	
1,2,4-Trimethylbenzene	<0.45	ug/L	1.0	0.45	1		08/05/22 13:51	95-63-6	
1,3,5-Trimethylbenzene	<0.36	ug/L	1.0	0.36	1		08/05/22 13:51	108-67-8	
Vinyl chloride	<0.17	ug/L	1.0	0.17	1		08/05/22 13:51	75-01-4	
Xylene (Total)	<1.0	ug/L	3.0	1.0	1		08/05/22 13:51	1330-20-7	
Surrogates									
4-Bromofluorobenzene (S)	91	%	70-130		1		08/05/22 13:51	460-00-4	
1,2-Dichlorobenzene-d4 (S)	103	%	70-130		1		08/05/22 13:51	2199-69-1	
Toluene-d8 (S)	99	%	70-130		1		08/05/22 13:51	2037-26-5	

REPORT OF LABORATORY ANALYSIS

This report shall not be reproduced, except in full,
without the written consent of Pace Analytical Services, LLC.

ANALYTICAL RESULTS

Project: 25222081.00 LAC HARTMEYER

Pace Project No.: 40249224

Sample: GB-102 **Lab ID: 40249224002** Collected: 08/01/22 14:50 Received: 08/03/22 08:30 Matrix: Water

Parameters	Results	Units	LOQ	LOD	DF	Prepared	Analyzed	CAS No.	Qual
8260 MSV									
Analytical Method: EPA 8260									
Pace Analytical Services - Green Bay									
Benzene	<0.30	ug/L	1.0	0.30	1		08/05/22 16:35	71-43-2	
Bromobenzene	<0.36	ug/L	1.0	0.36	1		08/05/22 16:35	108-86-1	
Bromochloromethane	<0.36	ug/L	5.0	0.36	1		08/05/22 16:35	74-97-5	
Bromodichloromethane	<0.42	ug/L	1.0	0.42	1		08/05/22 16:35	75-27-4	
Bromoform	<3.8	ug/L	5.0	3.8	1		08/05/22 16:35	75-25-2	
Bromomethane	<1.2	ug/L	5.0	1.2	1		08/05/22 16:35	74-83-9	
n-Butylbenzene	<0.86	ug/L	1.0	0.86	1		08/05/22 16:35	104-51-8	
sec-Butylbenzene	<0.42	ug/L	1.0	0.42	1		08/05/22 16:35	135-98-8	
tert-Butylbenzene	<0.59	ug/L	1.0	0.59	1		08/05/22 16:35	98-06-6	
Carbon tetrachloride	<0.37	ug/L	1.0	0.37	1		08/05/22 16:35	56-23-5	
Chlorobenzene	<0.86	ug/L	1.0	0.86	1		08/05/22 16:35	108-90-7	
Chloroethane	<1.4	ug/L	5.0	1.4	1		08/05/22 16:35	75-00-3	
Chloroform	<1.2	ug/L	5.0	1.2	1		08/05/22 16:35	67-66-3	
Chloromethane	<1.6	ug/L	5.0	1.6	1		08/05/22 16:35	74-87-3	
2-Chlorotoluene	<0.89	ug/L	5.0	0.89	1		08/05/22 16:35	95-49-8	
4-Chlorotoluene	<0.89	ug/L	5.0	0.89	1		08/05/22 16:35	106-43-4	
1,2-Dibromo-3-chloropropane	<2.4	ug/L	5.0	2.4	1		08/05/22 16:35	96-12-8	
Dibromochloromethane	<2.6	ug/L	5.0	2.6	1		08/05/22 16:35	124-48-1	
1,2-Dibromoethane (EDB)	<0.31	ug/L	1.0	0.31	1		08/05/22 16:35	106-93-4	
Dibromomethane	<0.99	ug/L	5.0	0.99	1		08/05/22 16:35	74-95-3	
1,2-Dichlorobenzene	<0.33	ug/L	1.0	0.33	1		08/05/22 16:35	95-50-1	
1,3-Dichlorobenzene	<0.35	ug/L	1.0	0.35	1		08/05/22 16:35	541-73-1	
1,4-Dichlorobenzene	<0.89	ug/L	1.0	0.89	1		08/05/22 16:35	106-46-7	
Dichlorodifluoromethane	<0.46	ug/L	5.0	0.46	1		08/05/22 16:35	75-71-8	
1,1-Dichloroethane	<0.30	ug/L	1.0	0.30	1		08/05/22 16:35	75-34-3	
1,2-Dichloroethane	<0.29	ug/L	1.0	0.29	1		08/05/22 16:35	107-06-2	
1,1-Dichloroethene	<0.58	ug/L	1.0	0.58	1		08/05/22 16:35	75-35-4	
cis-1,2-Dichloroethene	<0.47	ug/L	1.0	0.47	1		08/05/22 16:35	156-59-2	
trans-1,2-Dichloroethene	<0.53	ug/L	1.0	0.53	1		08/05/22 16:35	156-60-5	
1,2-Dichloropropane	<0.45	ug/L	1.0	0.45	1		08/05/22 16:35	78-87-5	
1,3-Dichloropropane	<0.30	ug/L	1.0	0.30	1		08/05/22 16:35	142-28-9	
2,2-Dichloropropane	<4.2	ug/L	5.0	4.2	1		08/05/22 16:35	594-20-7	
1,1-Dichloropropene	<0.41	ug/L	1.0	0.41	1		08/05/22 16:35	563-58-6	
cis-1,3-Dichloropropene	<0.36	ug/L	1.0	0.36	1		08/05/22 16:35	10061-01-5	
trans-1,3-Dichloropropene	<3.5	ug/L	5.0	3.5	1		08/05/22 16:35	10061-02-6	
Diisopropyl ether	<1.1	ug/L	5.0	1.1	1		08/05/22 16:35	108-20-3	
Ethylbenzene	<0.33	ug/L	1.0	0.33	1		08/05/22 16:35	100-41-4	
Hexachloro-1,3-butadiene	<2.7	ug/L	5.0	2.7	1		08/05/22 16:35	87-68-3	
Isopropylbenzene (Cumene)	<1.0	ug/L	5.0	1.0	1		08/05/22 16:35	98-82-8	
p-Isopropyltoluene	<1.0	ug/L	5.0	1.0	1		08/05/22 16:35	99-87-6	
Methylene Chloride	<0.32	ug/L	5.0	0.32	1		08/05/22 16:35	75-09-2	
Methyl-tert-butyl ether	<1.1	ug/L	5.0	1.1	1		08/05/22 16:35	1634-04-4	
Naphthalene	<1.1	ug/L	5.0	1.1	1		08/05/22 16:35	91-20-3	
n-Propylbenzene	<0.35	ug/L	1.0	0.35	1		08/05/22 16:35	103-65-1	
Styrene	<0.36	ug/L	1.0	0.36	1		08/05/22 16:35	100-42-5	

REPORT OF LABORATORY ANALYSIS

This report shall not be reproduced, except in full,
without the written consent of Pace Analytical Services, LLC.

ANALYTICAL RESULTS

Project: 25222081.00 LAC HARTMEYER
Pace Project No.: 40249224

Sample: GB-102 **Lab ID: 40249224002** Collected: 08/01/22 14:50 Received: 08/03/22 08:30 Matrix: Water

Parameters	Results	Units	LOQ	LOD	DF	Prepared	Analyzed	CAS No.	Qual
8260 MSV									
Analytical Method: EPA 8260									
Pace Analytical Services - Green Bay									
1,1,1,2-Tetrachloroethane	<0.36	ug/L	1.0	0.36	1		08/05/22 16:35	630-20-6	
1,1,1,2-Tetrachloroethane	<0.38	ug/L	1.0	0.38	1		08/05/22 16:35	79-34-5	
Tetrachloroethene	<0.41	ug/L	1.0	0.41	1		08/05/22 16:35	127-18-4	
Toluene	0.49J	ug/L	1.0	0.29	1		08/05/22 16:35	108-88-3	
1,2,3-Trichlorobenzene	<1.0	ug/L	5.0	1.0	1		08/05/22 16:35	87-61-6	
1,2,4-Trichlorobenzene	<0.95	ug/L	5.0	0.95	1		08/05/22 16:35	120-82-1	
1,1,1-Trichloroethane	<0.30	ug/L	1.0	0.30	1		08/05/22 16:35	71-55-6	
1,1,2-Trichloroethane	<0.34	ug/L	5.0	0.34	1		08/05/22 16:35	79-00-5	
Trichloroethene	<0.32	ug/L	1.0	0.32	1		08/05/22 16:35	79-01-6	
Trichlorofluoromethane	<0.42	ug/L	1.0	0.42	1		08/05/22 16:35	75-69-4	
1,2,3-Trichloropropane	<0.56	ug/L	5.0	0.56	1		08/05/22 16:35	96-18-4	
1,2,4-Trimethylbenzene	<0.45	ug/L	1.0	0.45	1		08/05/22 16:35	95-63-6	
1,3,5-Trimethylbenzene	<0.36	ug/L	1.0	0.36	1		08/05/22 16:35	108-67-8	
Vinyl chloride	<0.17	ug/L	1.0	0.17	1		08/05/22 16:35	75-01-4	
Xylene (Total)	<1.0	ug/L	3.0	1.0	1		08/05/22 16:35	1330-20-7	
Surrogates									
4-Bromofluorobenzene (S)	87	%	70-130		1		08/05/22 16:35	460-00-4	
1,2-Dichlorobenzene-d4 (S)	109	%	70-130		1		08/05/22 16:35	2199-69-1	
Toluene-d8 (S)	99	%	70-130		1		08/05/22 16:35	2037-26-5	

REPORT OF LABORATORY ANALYSIS

This report shall not be reproduced, except in full,
without the written consent of Pace Analytical Services, LLC.

ANALYTICAL RESULTS

Project: 25222081.00 LAC HARTMEYER

Pace Project No.: 40249224

Sample: GB-103 **Lab ID: 40249224003** Collected: 08/01/22 15:55 Received: 08/03/22 08:30 Matrix: Water

Parameters	Results	Units	LOQ	LOD	DF	Prepared	Analyzed	CAS No.	Qual
8260 MSV									
Analytical Method: EPA 8260									
Pace Analytical Services - Green Bay									
Benzene	<0.30	ug/L	1.0	0.30	1		08/05/22 16:54	71-43-2	
Bromobenzene	<0.36	ug/L	1.0	0.36	1		08/05/22 16:54	108-86-1	
Bromochloromethane	<0.36	ug/L	5.0	0.36	1		08/05/22 16:54	74-97-5	
Bromodichloromethane	<0.42	ug/L	1.0	0.42	1		08/05/22 16:54	75-27-4	
Bromoform	<3.8	ug/L	5.0	3.8	1		08/05/22 16:54	75-25-2	
Bromomethane	<1.2	ug/L	5.0	1.2	1		08/05/22 16:54	74-83-9	
n-Butylbenzene	<0.86	ug/L	1.0	0.86	1		08/05/22 16:54	104-51-8	
sec-Butylbenzene	<0.42	ug/L	1.0	0.42	1		08/05/22 16:54	135-98-8	
tert-Butylbenzene	<0.59	ug/L	1.0	0.59	1		08/05/22 16:54	98-06-6	
Carbon tetrachloride	<0.37	ug/L	1.0	0.37	1		08/05/22 16:54	56-23-5	
Chlorobenzene	<0.86	ug/L	1.0	0.86	1		08/05/22 16:54	108-90-7	
Chloroethane	<1.4	ug/L	5.0	1.4	1		08/05/22 16:54	75-00-3	
Chloroform	<1.2	ug/L	5.0	1.2	1		08/05/22 16:54	67-66-3	
Chloromethane	<1.6	ug/L	5.0	1.6	1		08/05/22 16:54	74-87-3	
2-Chlorotoluene	<0.89	ug/L	5.0	0.89	1		08/05/22 16:54	95-49-8	
4-Chlorotoluene	<0.89	ug/L	5.0	0.89	1		08/05/22 16:54	106-43-4	
1,2-Dibromo-3-chloropropane	<2.4	ug/L	5.0	2.4	1		08/05/22 16:54	96-12-8	
Dibromochloromethane	<2.6	ug/L	5.0	2.6	1		08/05/22 16:54	124-48-1	
1,2-Dibromoethane (EDB)	<0.31	ug/L	1.0	0.31	1		08/05/22 16:54	106-93-4	
Dibromomethane	<0.99	ug/L	5.0	0.99	1		08/05/22 16:54	74-95-3	
1,2-Dichlorobenzene	<0.33	ug/L	1.0	0.33	1		08/05/22 16:54	95-50-1	
1,3-Dichlorobenzene	<0.35	ug/L	1.0	0.35	1		08/05/22 16:54	541-73-1	
1,4-Dichlorobenzene	<0.89	ug/L	1.0	0.89	1		08/05/22 16:54	106-46-7	
Dichlorodifluoromethane	<0.46	ug/L	5.0	0.46	1		08/05/22 16:54	75-71-8	
1,1-Dichloroethane	<0.30	ug/L	1.0	0.30	1		08/05/22 16:54	75-34-3	
1,2-Dichloroethane	<0.29	ug/L	1.0	0.29	1		08/05/22 16:54	107-06-2	
1,1-Dichloroethene	<0.58	ug/L	1.0	0.58	1		08/05/22 16:54	75-35-4	
cis-1,2-Dichloroethene	<0.47	ug/L	1.0	0.47	1		08/05/22 16:54	156-59-2	
trans-1,2-Dichloroethene	<0.53	ug/L	1.0	0.53	1		08/05/22 16:54	156-60-5	
1,2-Dichloropropane	<0.45	ug/L	1.0	0.45	1		08/05/22 16:54	78-87-5	
1,3-Dichloropropane	<0.30	ug/L	1.0	0.30	1		08/05/22 16:54	142-28-9	
2,2-Dichloropropane	<4.2	ug/L	5.0	4.2	1		08/05/22 16:54	594-20-7	
1,1-Dichloropropene	<0.41	ug/L	1.0	0.41	1		08/05/22 16:54	563-58-6	
cis-1,3-Dichloropropene	<0.36	ug/L	1.0	0.36	1		08/05/22 16:54	10061-01-5	
trans-1,3-Dichloropropene	<3.5	ug/L	5.0	3.5	1		08/05/22 16:54	10061-02-6	
Diisopropyl ether	<1.1	ug/L	5.0	1.1	1		08/05/22 16:54	108-20-3	
Ethylbenzene	<0.33	ug/L	1.0	0.33	1		08/05/22 16:54	100-41-4	
Hexachloro-1,3-butadiene	<2.7	ug/L	5.0	2.7	1		08/05/22 16:54	87-68-3	
Isopropylbenzene (Cumene)	<1.0	ug/L	5.0	1.0	1		08/05/22 16:54	98-82-8	
p-Isopropyltoluene	<1.0	ug/L	5.0	1.0	1		08/05/22 16:54	99-87-6	
Methylene Chloride	<0.32	ug/L	5.0	0.32	1		08/05/22 16:54	75-09-2	
Methyl-tert-butyl ether	<1.1	ug/L	5.0	1.1	1		08/05/22 16:54	1634-04-4	
Naphthalene	<1.1	ug/L	5.0	1.1	1		08/05/22 16:54	91-20-3	
n-Propylbenzene	<0.35	ug/L	1.0	0.35	1		08/05/22 16:54	103-65-1	
Styrene	<0.36	ug/L	1.0	0.36	1		08/05/22 16:54	100-42-5	

REPORT OF LABORATORY ANALYSIS

This report shall not be reproduced, except in full,
without the written consent of Pace Analytical Services, LLC.

ANALYTICAL RESULTS

Project: 25222081.00 LAC HARTMEYER
Pace Project No.: 40249224

Sample: GB-103 **Lab ID: 40249224003** Collected: 08/01/22 15:55 Received: 08/03/22 08:30 Matrix: Water

Parameters	Results	Units	LOQ	LOD	DF	Prepared	Analyzed	CAS No.	Qual
8260 MSV									
Analytical Method: EPA 8260									
Pace Analytical Services - Green Bay									
1,1,1,2-Tetrachloroethane	<0.36	ug/L	1.0	0.36	1		08/05/22 16:54	630-20-6	
1,1,1,2-Tetrachloroethane	<0.38	ug/L	1.0	0.38	1		08/05/22 16:54	79-34-5	
Tetrachloroethene	<0.41	ug/L	1.0	0.41	1		08/05/22 16:54	127-18-4	
Toluene	0.46J	ug/L	1.0	0.29	1		08/05/22 16:54	108-88-3	
1,2,3-Trichlorobenzene	<1.0	ug/L	5.0	1.0	1		08/05/22 16:54	87-61-6	
1,2,4-Trichlorobenzene	<0.95	ug/L	5.0	0.95	1		08/05/22 16:54	120-82-1	
1,1,1-Trichloroethane	<0.30	ug/L	1.0	0.30	1		08/05/22 16:54	71-55-6	
1,1,2-Trichloroethane	<0.34	ug/L	5.0	0.34	1		08/05/22 16:54	79-00-5	
Trichloroethene	<0.32	ug/L	1.0	0.32	1		08/05/22 16:54	79-01-6	
Trichlorofluoromethane	<0.42	ug/L	1.0	0.42	1		08/05/22 16:54	75-69-4	
1,2,3-Trichloropropane	<0.56	ug/L	5.0	0.56	1		08/05/22 16:54	96-18-4	
1,2,4-Trimethylbenzene	<0.45	ug/L	1.0	0.45	1		08/05/22 16:54	95-63-6	
1,3,5-Trimethylbenzene	<0.36	ug/L	1.0	0.36	1		08/05/22 16:54	108-67-8	
Vinyl chloride	<0.17	ug/L	1.0	0.17	1		08/05/22 16:54	75-01-4	
Xylene (Total)	<1.0	ug/L	3.0	1.0	1		08/05/22 16:54	1330-20-7	
Surrogates									
4-Bromofluorobenzene (S)	100	%	70-130		1		08/05/22 16:54	460-00-4	
1,2-Dichlorobenzene-d4 (S)	118	%	70-130		1		08/05/22 16:54	2199-69-1	
Toluene-d8 (S)	104	%	70-130		1		08/05/22 16:54	2037-26-5	

REPORT OF LABORATORY ANALYSIS

This report shall not be reproduced, except in full,
without the written consent of Pace Analytical Services, LLC.

ANALYTICAL RESULTS

Project: 25222081.00 LAC HARTMEYER

Pace Project No.: 40249224

Sample: GB-104 **Lab ID: 40249224004** Collected: 08/01/22 08:45 Received: 08/03/22 08:30 Matrix: Water

Parameters	Results	Units	LOQ	LOD	DF	Prepared	Analyzed	CAS No.	Qual
8260 MSV									
Analytical Method: EPA 8260									
Pace Analytical Services - Green Bay									
Benzene	<0.30	ug/L	1.0	0.30	1		08/05/22 17:14	71-43-2	
Bromobenzene	<0.36	ug/L	1.0	0.36	1		08/05/22 17:14	108-86-1	
Bromochloromethane	<0.36	ug/L	5.0	0.36	1		08/05/22 17:14	74-97-5	
Bromodichloromethane	<0.42	ug/L	1.0	0.42	1		08/05/22 17:14	75-27-4	
Bromoform	<3.8	ug/L	5.0	3.8	1		08/05/22 17:14	75-25-2	
Bromomethane	<1.2	ug/L	5.0	1.2	1		08/05/22 17:14	74-83-9	
n-Butylbenzene	<0.86	ug/L	1.0	0.86	1		08/05/22 17:14	104-51-8	
sec-Butylbenzene	<0.42	ug/L	1.0	0.42	1		08/05/22 17:14	135-98-8	
tert-Butylbenzene	<0.59	ug/L	1.0	0.59	1		08/05/22 17:14	98-06-6	
Carbon tetrachloride	<0.37	ug/L	1.0	0.37	1		08/05/22 17:14	56-23-5	
Chlorobenzene	<0.86	ug/L	1.0	0.86	1		08/05/22 17:14	108-90-7	
Chloroethane	<1.4	ug/L	5.0	1.4	1		08/05/22 17:14	75-00-3	
Chloroform	<1.2	ug/L	5.0	1.2	1		08/05/22 17:14	67-66-3	
Chloromethane	<1.6	ug/L	5.0	1.6	1		08/05/22 17:14	74-87-3	
2-Chlorotoluene	<0.89	ug/L	5.0	0.89	1		08/05/22 17:14	95-49-8	
4-Chlorotoluene	<0.89	ug/L	5.0	0.89	1		08/05/22 17:14	106-43-4	
1,2-Dibromo-3-chloropropane	<2.4	ug/L	5.0	2.4	1		08/05/22 17:14	96-12-8	
Dibromochloromethane	<2.6	ug/L	5.0	2.6	1		08/05/22 17:14	124-48-1	
1,2-Dibromoethane (EDB)	<0.31	ug/L	1.0	0.31	1		08/05/22 17:14	106-93-4	
Dibromomethane	<0.99	ug/L	5.0	0.99	1		08/05/22 17:14	74-95-3	
1,2-Dichlorobenzene	<0.33	ug/L	1.0	0.33	1		08/05/22 17:14	95-50-1	
1,3-Dichlorobenzene	<0.35	ug/L	1.0	0.35	1		08/05/22 17:14	541-73-1	
1,4-Dichlorobenzene	<0.89	ug/L	1.0	0.89	1		08/05/22 17:14	106-46-7	
Dichlorodifluoromethane	<0.46	ug/L	5.0	0.46	1		08/05/22 17:14	75-71-8	
1,1-Dichloroethane	<0.30	ug/L	1.0	0.30	1		08/05/22 17:14	75-34-3	
1,2-Dichloroethane	<0.29	ug/L	1.0	0.29	1		08/05/22 17:14	107-06-2	
1,1-Dichloroethene	<0.58	ug/L	1.0	0.58	1		08/05/22 17:14	75-35-4	
cis-1,2-Dichloroethene	<0.47	ug/L	1.0	0.47	1		08/05/22 17:14	156-59-2	
trans-1,2-Dichloroethene	<0.53	ug/L	1.0	0.53	1		08/05/22 17:14	156-60-5	
1,2-Dichloropropane	<0.45	ug/L	1.0	0.45	1		08/05/22 17:14	78-87-5	
1,3-Dichloropropane	<0.30	ug/L	1.0	0.30	1		08/05/22 17:14	142-28-9	
2,2-Dichloropropane	<4.2	ug/L	5.0	4.2	1		08/05/22 17:14	594-20-7	
1,1-Dichloropropene	<0.41	ug/L	1.0	0.41	1		08/05/22 17:14	563-58-6	
cis-1,3-Dichloropropene	<0.36	ug/L	1.0	0.36	1		08/05/22 17:14	10061-01-5	
trans-1,3-Dichloropropene	<3.5	ug/L	5.0	3.5	1		08/05/22 17:14	10061-02-6	
Diisopropyl ether	<1.1	ug/L	5.0	1.1	1		08/05/22 17:14	108-20-3	
Ethylbenzene	<0.33	ug/L	1.0	0.33	1		08/05/22 17:14	100-41-4	
Hexachloro-1,3-butadiene	<2.7	ug/L	5.0	2.7	1		08/05/22 17:14	87-68-3	
Isopropylbenzene (Cumene)	<1.0	ug/L	5.0	1.0	1		08/05/22 17:14	98-82-8	
p-Isopropyltoluene	<1.0	ug/L	5.0	1.0	1		08/05/22 17:14	99-87-6	
Methylene Chloride	<0.32	ug/L	5.0	0.32	1		08/05/22 17:14	75-09-2	
Methyl-tert-butyl ether	<1.1	ug/L	5.0	1.1	1		08/05/22 17:14	1634-04-4	
Naphthalene	<1.1	ug/L	5.0	1.1	1		08/05/22 17:14	91-20-3	
n-Propylbenzene	<0.35	ug/L	1.0	0.35	1		08/05/22 17:14	103-65-1	
Styrene	<0.36	ug/L	1.0	0.36	1		08/05/22 17:14	100-42-5	

REPORT OF LABORATORY ANALYSIS

This report shall not be reproduced, except in full,
without the written consent of Pace Analytical Services, LLC.

ANALYTICAL RESULTS

Project: 25222081.00 LAC HARTMEYER
Pace Project No.: 40249224

Sample: GB-104 **Lab ID: 40249224004** Collected: 08/01/22 08:45 Received: 08/03/22 08:30 Matrix: Water

Parameters	Results	Units	LOQ	LOD	DF	Prepared	Analyzed	CAS No.	Qual
8260 MSV									
Analytical Method: EPA 8260									
Pace Analytical Services - Green Bay									
1,1,1,2-Tetrachloroethane	<0.36	ug/L	1.0	0.36	1		08/05/22 17:14	630-20-6	
1,1,1,2-Tetrachloroethane	<0.38	ug/L	1.0	0.38	1		08/05/22 17:14	79-34-5	
Tetrachloroethene	<0.41	ug/L	1.0	0.41	1		08/05/22 17:14	127-18-4	
Toluene	0.50J	ug/L	1.0	0.29	1		08/05/22 17:14	108-88-3	
1,2,3-Trichlorobenzene	<1.0	ug/L	5.0	1.0	1		08/05/22 17:14	87-61-6	
1,2,4-Trichlorobenzene	<0.95	ug/L	5.0	0.95	1		08/05/22 17:14	120-82-1	
1,1,1-Trichloroethane	<0.30	ug/L	1.0	0.30	1		08/05/22 17:14	71-55-6	
1,1,2-Trichloroethane	<0.34	ug/L	5.0	0.34	1		08/05/22 17:14	79-00-5	
Trichloroethene	<0.32	ug/L	1.0	0.32	1		08/05/22 17:14	79-01-6	
Trichlorofluoromethane	<0.42	ug/L	1.0	0.42	1		08/05/22 17:14	75-69-4	
1,2,3-Trichloropropane	<0.56	ug/L	5.0	0.56	1		08/05/22 17:14	96-18-4	
1,2,4-Trimethylbenzene	<0.45	ug/L	1.0	0.45	1		08/05/22 17:14	95-63-6	
1,3,5-Trimethylbenzene	<0.36	ug/L	1.0	0.36	1		08/05/22 17:14	108-67-8	
Vinyl chloride	<0.17	ug/L	1.0	0.17	1		08/05/22 17:14	75-01-4	
Xylene (Total)	<1.0	ug/L	3.0	1.0	1		08/05/22 17:14	1330-20-7	
Surrogates									
4-Bromofluorobenzene (S)	93	%	70-130		1		08/05/22 17:14	460-00-4	
1,2-Dichlorobenzene-d4 (S)	114	%	70-130		1		08/05/22 17:14	2199-69-1	
Toluene-d8 (S)	99	%	70-130		1		08/05/22 17:14	2037-26-5	

REPORT OF LABORATORY ANALYSIS

This report shall not be reproduced, except in full,
without the written consent of Pace Analytical Services, LLC.

ANALYTICAL RESULTS

Project: 25222081.00 LAC HARTMEYER

Pace Project No.: 40249224

Sample: GB-105 **Lab ID: 40249224005** Collected: 08/01/22 10:00 Received: 08/03/22 08:30 Matrix: Water

Parameters	Results	Units	LOQ	LOD	DF	Prepared	Analyzed	CAS No.	Qual
8260 MSV									
Analytical Method: EPA 8260									
Pace Analytical Services - Green Bay									
Benzene	<0.30	ug/L	1.0	0.30	1		08/08/22 08:10	71-43-2	
Bromobenzene	<0.36	ug/L	1.0	0.36	1		08/08/22 08:10	108-86-1	
Bromochloromethane	<0.36	ug/L	5.0	0.36	1		08/08/22 08:10	74-97-5	
Bromodichloromethane	<0.42	ug/L	1.0	0.42	1		08/08/22 08:10	75-27-4	
Bromoform	<3.8	ug/L	5.0	3.8	1		08/08/22 08:10	75-25-2	
Bromomethane	<1.2	ug/L	5.0	1.2	1		08/08/22 08:10	74-83-9	
n-Butylbenzene	13.6	ug/L	1.0	0.86	1		08/08/22 08:10	104-51-8	
sec-Butylbenzene	3.4	ug/L	1.0	0.42	1		08/08/22 08:10	135-98-8	
tert-Butylbenzene	<0.59	ug/L	1.0	0.59	1		08/08/22 08:10	98-06-6	
Carbon tetrachloride	<0.37	ug/L	1.0	0.37	1		08/08/22 08:10	56-23-5	
Chlorobenzene	<0.86	ug/L	1.0	0.86	1		08/08/22 08:10	108-90-7	
Chloroethane	<1.4	ug/L	5.0	1.4	1		08/08/22 08:10	75-00-3	
Chloroform	<1.2	ug/L	5.0	1.2	1		08/08/22 08:10	67-66-3	
Chloromethane	<1.6	ug/L	5.0	1.6	1		08/08/22 08:10	74-87-3	
2-Chlorotoluene	<0.89	ug/L	5.0	0.89	1		08/08/22 08:10	95-49-8	
4-Chlorotoluene	<0.89	ug/L	5.0	0.89	1		08/08/22 08:10	106-43-4	
1,2-Dibromo-3-chloropropane	<2.4	ug/L	5.0	2.4	1		08/08/22 08:10	96-12-8	
Dibromochloromethane	<2.6	ug/L	5.0	2.6	1		08/08/22 08:10	124-48-1	
1,2-Dibromoethane (EDB)	<0.31	ug/L	1.0	0.31	1		08/08/22 08:10	106-93-4	
Dibromomethane	<0.99	ug/L	5.0	0.99	1		08/08/22 08:10	74-95-3	
1,2-Dichlorobenzene	<0.33	ug/L	1.0	0.33	1		08/08/22 08:10	95-50-1	
1,3-Dichlorobenzene	<0.35	ug/L	1.0	0.35	1		08/08/22 08:10	541-73-1	
1,4-Dichlorobenzene	<0.89	ug/L	1.0	0.89	1		08/08/22 08:10	106-46-7	
Dichlorodifluoromethane	<0.46	ug/L	5.0	0.46	1		08/08/22 08:10	75-71-8	
1,1-Dichloroethane	<0.30	ug/L	1.0	0.30	1		08/08/22 08:10	75-34-3	
1,2-Dichloroethane	<0.29	ug/L	1.0	0.29	1		08/08/22 08:10	107-06-2	
1,1-Dichloroethene	<0.58	ug/L	1.0	0.58	1		08/08/22 08:10	75-35-4	
cis-1,2-Dichloroethene	<0.47	ug/L	1.0	0.47	1		08/08/22 08:10	156-59-2	
trans-1,2-Dichloroethene	<0.53	ug/L	1.0	0.53	1		08/08/22 08:10	156-60-5	
1,2-Dichloropropane	<0.45	ug/L	1.0	0.45	1		08/08/22 08:10	78-87-5	
1,3-Dichloropropane	<0.30	ug/L	1.0	0.30	1		08/08/22 08:10	142-28-9	
2,2-Dichloropropane	<4.2	ug/L	5.0	4.2	1		08/08/22 08:10	594-20-7	
1,1-Dichloropropene	<0.41	ug/L	1.0	0.41	1		08/08/22 08:10	563-58-6	
cis-1,3-Dichloropropene	<0.36	ug/L	1.0	0.36	1		08/08/22 08:10	10061-01-5	
trans-1,3-Dichloropropene	<3.5	ug/L	5.0	3.5	1		08/08/22 08:10	10061-02-6	
Diisopropyl ether	<1.1	ug/L	5.0	1.1	1		08/08/22 08:10	108-20-3	
Ethylbenzene	11.4	ug/L	1.0	0.33	1		08/08/22 08:10	100-41-4	
Hexachloro-1,3-butadiene	<2.7	ug/L	5.0	2.7	1		08/08/22 08:10	87-68-3	
Isopropylbenzene (Cumene)	3.5J	ug/L	5.0	1.0	1		08/08/22 08:10	98-82-8	
p-Isopropyltoluene	2.5J	ug/L	5.0	1.0	1		08/08/22 08:10	99-87-6	
Methylene Chloride	<0.32	ug/L	5.0	0.32	1		08/08/22 08:10	75-09-2	
Methyl-tert-butyl ether	<1.1	ug/L	5.0	1.1	1		08/08/22 08:10	1634-04-4	
Naphthalene	3.7J	ug/L	5.0	1.1	1		08/08/22 08:10	91-20-3	
n-Propylbenzene	12.1	ug/L	1.0	0.35	1		08/08/22 08:10	103-65-1	
Styrene	<0.36	ug/L	1.0	0.36	1		08/08/22 08:10	100-42-5	

REPORT OF LABORATORY ANALYSIS

This report shall not be reproduced, except in full,
without the written consent of Pace Analytical Services, LLC.

ANALYTICAL RESULTS

Project: 25222081.00 LAC HARTMEYER
Pace Project No.: 40249224

Sample: GB-105 **Lab ID: 40249224005** Collected: 08/01/22 10:00 Received: 08/03/22 08:30 Matrix: Water

Parameters	Results	Units	LOQ	LOD	DF	Prepared	Analyzed	CAS No.	Qual
8260 MSV									
Analytical Method: EPA 8260									
Pace Analytical Services - Green Bay									
1,1,1,2-Tetrachloroethane	<0.36	ug/L	1.0	0.36	1		08/08/22 08:10	630-20-6	
1,1,1,2-Tetrachloroethane	<0.38	ug/L	1.0	0.38	1		08/08/22 08:10	79-34-5	
Tetrachloroethene	<0.41	ug/L	1.0	0.41	1		08/08/22 08:10	127-18-4	
Toluene	0.44J	ug/L	1.0	0.29	1		08/08/22 08:10	108-88-3	
1,2,3-Trichlorobenzene	<1.0	ug/L	5.0	1.0	1		08/08/22 08:10	87-61-6	
1,2,4-Trichlorobenzene	<0.95	ug/L	5.0	0.95	1		08/08/22 08:10	120-82-1	
1,1,1-Trichloroethane	<0.30	ug/L	1.0	0.30	1		08/08/22 08:10	71-55-6	
1,1,2-Trichloroethane	<0.34	ug/L	5.0	0.34	1		08/08/22 08:10	79-00-5	
Trichloroethene	<0.32	ug/L	1.0	0.32	1		08/08/22 08:10	79-01-6	
Trichlorofluoromethane	<0.42	ug/L	1.0	0.42	1		08/08/22 08:10	75-69-4	
1,2,3-Trichloropropane	<0.56	ug/L	5.0	0.56	1		08/08/22 08:10	96-18-4	
1,2,4-Trimethylbenzene	30.6	ug/L	1.0	0.45	1		08/08/22 08:10	95-63-6	
1,3,5-Trimethylbenzene	<0.36	ug/L	1.0	0.36	1		08/08/22 08:10	108-67-8	
Vinyl chloride	<0.17	ug/L	1.0	0.17	1		08/08/22 08:10	75-01-4	
Xylene (Total)	3.3	ug/L	3.0	1.0	1		08/08/22 08:10	1330-20-7	
Surrogates									
4-Bromofluorobenzene (S)	87	%	70-130		1		08/08/22 08:10	460-00-4	
1,2-Dichlorobenzene-d4 (S)	115	%	70-130		1		08/08/22 08:10	2199-69-1	
Toluene-d8 (S)	101	%	70-130		1		08/08/22 08:10	2037-26-5	

REPORT OF LABORATORY ANALYSIS

This report shall not be reproduced, except in full,
without the written consent of Pace Analytical Services, LLC.

ANALYTICAL RESULTS

Project: 25222081.00 LAC HARTMEYER

Pace Project No.: 40249224

Sample: GB-106 **Lab ID: 40249224006** Collected: 08/01/22 11:00 Received: 08/03/22 08:30 Matrix: Water

Parameters	Results	Units	LOQ	LOD	DF	Prepared	Analyzed	CAS No.	Qual
8260 MSV									
Analytical Method: EPA 8260									
Pace Analytical Services - Green Bay									
Benzene	<0.30	ug/L	1.0	0.30	1		08/05/22 11:13	71-43-2	
Bromobenzene	<0.36	ug/L	1.0	0.36	1		08/05/22 11:13	108-86-1	
Bromochloromethane	<0.36	ug/L	5.0	0.36	1		08/05/22 11:13	74-97-5	
Bromodichloromethane	<0.42	ug/L	1.0	0.42	1		08/05/22 11:13	75-27-4	
Bromoform	<3.8	ug/L	5.0	3.8	1		08/05/22 11:13	75-25-2	
Bromomethane	<1.2	ug/L	5.0	1.2	1		08/05/22 11:13	74-83-9	
n-Butylbenzene	<0.86	ug/L	1.0	0.86	1		08/05/22 11:13	104-51-8	
sec-Butylbenzene	<0.42	ug/L	1.0	0.42	1		08/05/22 11:13	135-98-8	
tert-Butylbenzene	<0.59	ug/L	1.0	0.59	1		08/05/22 11:13	98-06-6	
Carbon tetrachloride	<0.37	ug/L	1.0	0.37	1		08/05/22 11:13	56-23-5	
Chlorobenzene	<0.86	ug/L	1.0	0.86	1		08/05/22 11:13	108-90-7	
Chloroethane	<1.4	ug/L	5.0	1.4	1		08/05/22 11:13	75-00-3	
Chloroform	<1.2	ug/L	5.0	1.2	1		08/05/22 11:13	67-66-3	
Chloromethane	<1.6	ug/L	5.0	1.6	1		08/05/22 11:13	74-87-3	
2-Chlorotoluene	<0.89	ug/L	5.0	0.89	1		08/05/22 11:13	95-49-8	
4-Chlorotoluene	<0.89	ug/L	5.0	0.89	1		08/05/22 11:13	106-43-4	
1,2-Dibromo-3-chloropropane	<2.4	ug/L	5.0	2.4	1		08/05/22 11:13	96-12-8	
Dibromochloromethane	<2.6	ug/L	5.0	2.6	1		08/05/22 11:13	124-48-1	
1,2-Dibromoethane (EDB)	<0.31	ug/L	1.0	0.31	1		08/05/22 11:13	106-93-4	
Dibromomethane	<0.99	ug/L	5.0	0.99	1		08/05/22 11:13	74-95-3	
1,2-Dichlorobenzene	<0.33	ug/L	1.0	0.33	1		08/05/22 11:13	95-50-1	
1,3-Dichlorobenzene	<0.35	ug/L	1.0	0.35	1		08/05/22 11:13	541-73-1	
1,4-Dichlorobenzene	<0.89	ug/L	1.0	0.89	1		08/05/22 11:13	106-46-7	
Dichlorodifluoromethane	<0.46	ug/L	5.0	0.46	1		08/05/22 11:13	75-71-8	
1,1-Dichloroethane	<0.30	ug/L	1.0	0.30	1		08/05/22 11:13	75-34-3	
1,2-Dichloroethane	<0.29	ug/L	1.0	0.29	1		08/05/22 11:13	107-06-2	
1,1-Dichloroethene	<0.58	ug/L	1.0	0.58	1		08/05/22 11:13	75-35-4	
cis-1,2-Dichloroethene	<0.47	ug/L	1.0	0.47	1		08/05/22 11:13	156-59-2	
trans-1,2-Dichloroethene	<0.53	ug/L	1.0	0.53	1		08/05/22 11:13	156-60-5	
1,2-Dichloropropane	<0.45	ug/L	1.0	0.45	1		08/05/22 11:13	78-87-5	
1,3-Dichloropropane	<0.30	ug/L	1.0	0.30	1		08/05/22 11:13	142-28-9	
2,2-Dichloropropane	<4.2	ug/L	5.0	4.2	1		08/05/22 11:13	594-20-7	
1,1-Dichloropropene	<0.41	ug/L	1.0	0.41	1		08/05/22 11:13	563-58-6	
cis-1,3-Dichloropropene	<0.36	ug/L	1.0	0.36	1		08/05/22 11:13	10061-01-5	
trans-1,3-Dichloropropene	<3.5	ug/L	5.0	3.5	1		08/05/22 11:13	10061-02-6	
Diisopropyl ether	<1.1	ug/L	5.0	1.1	1		08/05/22 11:13	108-20-3	
Ethylbenzene	<0.33	ug/L	1.0	0.33	1		08/05/22 11:13	100-41-4	
Hexachloro-1,3-butadiene	<2.7	ug/L	5.0	2.7	1		08/05/22 11:13	87-68-3	
Isopropylbenzene (Cumene)	<1.0	ug/L	5.0	1.0	1		08/05/22 11:13	98-82-8	
p-Isopropyltoluene	<1.0	ug/L	5.0	1.0	1		08/05/22 11:13	99-87-6	
Methylene Chloride	<0.32	ug/L	5.0	0.32	1		08/05/22 11:13	75-09-2	
Methyl-tert-butyl ether	<1.1	ug/L	5.0	1.1	1		08/05/22 11:13	1634-04-4	
Naphthalene	<1.1	ug/L	5.0	1.1	1		08/05/22 11:13	91-20-3	
n-Propylbenzene	<0.35	ug/L	1.0	0.35	1		08/05/22 11:13	103-65-1	
Styrene	<0.36	ug/L	1.0	0.36	1		08/05/22 11:13	100-42-5	

REPORT OF LABORATORY ANALYSIS

This report shall not be reproduced, except in full,
without the written consent of Pace Analytical Services, LLC.

ANALYTICAL RESULTS

Project: 25222081.00 LAC HARTMEYER

Pace Project No.: 40249224

Sample: GB-106 **Lab ID: 40249224006** Collected: 08/01/22 11:00 Received: 08/03/22 08:30 Matrix: Water

Parameters	Results	Units	LOQ	LOD	DF	Prepared	Analyzed	CAS No.	Qual
8260 MSV									
Analytical Method: EPA 8260									
Pace Analytical Services - Green Bay									
1,1,1,2-Tetrachloroethane	<0.36	ug/L	1.0	0.36	1		08/05/22 11:13	630-20-6	
1,1,1,2-Tetrachloroethane	<0.38	ug/L	1.0	0.38	1		08/05/22 11:13	79-34-5	
Tetrachloroethene	<0.41	ug/L	1.0	0.41	1		08/05/22 11:13	127-18-4	
Toluene	<0.29	ug/L	1.0	0.29	1		08/05/22 11:13	108-88-3	
1,2,3-Trichlorobenzene	<1.0	ug/L	5.0	1.0	1		08/05/22 11:13	87-61-6	
1,2,4-Trichlorobenzene	<0.95	ug/L	5.0	0.95	1		08/05/22 11:13	120-82-1	
1,1,1-Trichloroethane	<0.30	ug/L	1.0	0.30	1		08/05/22 11:13	71-55-6	
1,1,2-Trichloroethane	<0.34	ug/L	5.0	0.34	1		08/05/22 11:13	79-00-5	
Trichloroethene	<0.32	ug/L	1.0	0.32	1		08/05/22 11:13	79-01-6	
Trichlorofluoromethane	<0.42	ug/L	1.0	0.42	1		08/05/22 11:13	75-69-4	
1,2,3-Trichloropropane	<0.56	ug/L	5.0	0.56	1		08/05/22 11:13	96-18-4	
1,2,4-Trimethylbenzene	<0.45	ug/L	1.0	0.45	1		08/05/22 11:13	95-63-6	
1,3,5-Trimethylbenzene	<0.36	ug/L	1.0	0.36	1		08/05/22 11:13	108-67-8	
Vinyl chloride	<0.17	ug/L	1.0	0.17	1		08/05/22 11:13	75-01-4	
Xylene (Total)	<1.0	ug/L	3.0	1.0	1		08/05/22 11:13	1330-20-7	
Surrogates									
4-Bromofluorobenzene (S)	90	%	70-130		1		08/05/22 11:13	460-00-4	HS,pH
1,2-Dichlorobenzene-d4 (S)	111	%	70-130		1		08/05/22 11:13	2199-69-1	
Toluene-d8 (S)	99	%	70-130		1		08/05/22 11:13	2037-26-5	

REPORT OF LABORATORY ANALYSIS

This report shall not be reproduced, except in full,
without the written consent of Pace Analytical Services, LLC.

ANALYTICAL RESULTS

Project: 25222081.00 LAC HARTMEYER

Pace Project No.: 40249224

Sample: GB-107 **Lab ID: 40249224007** Collected: 08/01/22 12:05 Received: 08/03/22 08:30 Matrix: Water

Parameters	Results	Units	LOQ	LOD	DF	Prepared	Analyzed	CAS No.	Qual
8260 MSV									
Analytical Method: EPA 8260									
Pace Analytical Services - Green Bay									
Benzene	<0.30	ug/L	1.0	0.30	1		08/05/22 17:34	71-43-2	
Bromobenzene	<0.36	ug/L	1.0	0.36	1		08/05/22 17:34	108-86-1	
Bromochloromethane	<0.36	ug/L	5.0	0.36	1		08/05/22 17:34	74-97-5	
Bromodichloromethane	<0.42	ug/L	1.0	0.42	1		08/05/22 17:34	75-27-4	
Bromoform	<3.8	ug/L	5.0	3.8	1		08/05/22 17:34	75-25-2	
Bromomethane	<1.2	ug/L	5.0	1.2	1		08/05/22 17:34	74-83-9	
n-Butylbenzene	<0.86	ug/L	1.0	0.86	1		08/05/22 17:34	104-51-8	
sec-Butylbenzene	<0.42	ug/L	1.0	0.42	1		08/05/22 17:34	135-98-8	
tert-Butylbenzene	<0.59	ug/L	1.0	0.59	1		08/05/22 17:34	98-06-6	
Carbon tetrachloride	<0.37	ug/L	1.0	0.37	1		08/05/22 17:34	56-23-5	
Chlorobenzene	<0.86	ug/L	1.0	0.86	1		08/05/22 17:34	108-90-7	
Chloroethane	<1.4	ug/L	5.0	1.4	1		08/05/22 17:34	75-00-3	
Chloroform	<1.2	ug/L	5.0	1.2	1		08/05/22 17:34	67-66-3	
Chloromethane	<1.6	ug/L	5.0	1.6	1		08/05/22 17:34	74-87-3	
2-Chlorotoluene	<0.89	ug/L	5.0	0.89	1		08/05/22 17:34	95-49-8	
4-Chlorotoluene	<0.89	ug/L	5.0	0.89	1		08/05/22 17:34	106-43-4	
1,2-Dibromo-3-chloropropane	<2.4	ug/L	5.0	2.4	1		08/05/22 17:34	96-12-8	
Dibromochloromethane	<2.6	ug/L	5.0	2.6	1		08/05/22 17:34	124-48-1	
1,2-Dibromoethane (EDB)	<0.31	ug/L	1.0	0.31	1		08/05/22 17:34	106-93-4	
Dibromomethane	<0.99	ug/L	5.0	0.99	1		08/05/22 17:34	74-95-3	
1,2-Dichlorobenzene	<0.33	ug/L	1.0	0.33	1		08/05/22 17:34	95-50-1	
1,3-Dichlorobenzene	<0.35	ug/L	1.0	0.35	1		08/05/22 17:34	541-73-1	
1,4-Dichlorobenzene	<0.89	ug/L	1.0	0.89	1		08/05/22 17:34	106-46-7	
Dichlorodifluoromethane	<0.46	ug/L	5.0	0.46	1		08/05/22 17:34	75-71-8	
1,1-Dichloroethane	<0.30	ug/L	1.0	0.30	1		08/05/22 17:34	75-34-3	
1,2-Dichloroethane	<0.29	ug/L	1.0	0.29	1		08/05/22 17:34	107-06-2	
1,1-Dichloroethene	<0.58	ug/L	1.0	0.58	1		08/05/22 17:34	75-35-4	
cis-1,2-Dichloroethene	1.0	ug/L	1.0	0.47	1		08/05/22 17:34	156-59-2	
trans-1,2-Dichloroethene	<0.53	ug/L	1.0	0.53	1		08/05/22 17:34	156-60-5	
1,2-Dichloropropane	<0.45	ug/L	1.0	0.45	1		08/05/22 17:34	78-87-5	
1,3-Dichloropropane	<0.30	ug/L	1.0	0.30	1		08/05/22 17:34	142-28-9	
2,2-Dichloropropane	<4.2	ug/L	5.0	4.2	1		08/05/22 17:34	594-20-7	
1,1-Dichloropropene	<0.41	ug/L	1.0	0.41	1		08/05/22 17:34	563-58-6	
cis-1,3-Dichloropropene	<0.36	ug/L	1.0	0.36	1		08/05/22 17:34	10061-01-5	
trans-1,3-Dichloropropene	<3.5	ug/L	5.0	3.5	1		08/05/22 17:34	10061-02-6	
Diisopropyl ether	<1.1	ug/L	5.0	1.1	1		08/05/22 17:34	108-20-3	
Ethylbenzene	<0.33	ug/L	1.0	0.33	1		08/05/22 17:34	100-41-4	
Hexachloro-1,3-butadiene	<2.7	ug/L	5.0	2.7	1		08/05/22 17:34	87-68-3	
Isopropylbenzene (Cumene)	<1.0	ug/L	5.0	1.0	1		08/05/22 17:34	98-82-8	
p-Isopropyltoluene	<1.0	ug/L	5.0	1.0	1		08/05/22 17:34	99-87-6	
Methylene Chloride	<0.32	ug/L	5.0	0.32	1		08/05/22 17:34	75-09-2	
Methyl-tert-butyl ether	<1.1	ug/L	5.0	1.1	1		08/05/22 17:34	1634-04-4	
Naphthalene	<1.1	ug/L	5.0	1.1	1		08/05/22 17:34	91-20-3	
n-Propylbenzene	<0.35	ug/L	1.0	0.35	1		08/05/22 17:34	103-65-1	
Styrene	<0.36	ug/L	1.0	0.36	1		08/05/22 17:34	100-42-5	

REPORT OF LABORATORY ANALYSIS

This report shall not be reproduced, except in full,
without the written consent of Pace Analytical Services, LLC.

ANALYTICAL RESULTS

Project: 25222081.00 LAC HARTMEYER

Pace Project No.: 40249224

Sample: GB-107 **Lab ID: 40249224007** Collected: 08/01/22 12:05 Received: 08/03/22 08:30 Matrix: Water

Parameters	Results	Units	LOQ	LOD	DF	Prepared	Analyzed	CAS No.	Qual
8260 MSV									
Analytical Method: EPA 8260									
Pace Analytical Services - Green Bay									
1,1,1,2-Tetrachloroethane	<0.36	ug/L	1.0	0.36	1		08/05/22 17:34	630-20-6	
1,1,1,2-Tetrachloroethane	<0.38	ug/L	1.0	0.38	1		08/05/22 17:34	79-34-5	
Tetrachloroethene	<0.41	ug/L	1.0	0.41	1		08/05/22 17:34	127-18-4	
Toluene	0.50J	ug/L	1.0	0.29	1		08/05/22 17:34	108-88-3	
1,2,3-Trichlorobenzene	<1.0	ug/L	5.0	1.0	1		08/05/22 17:34	87-61-6	
1,2,4-Trichlorobenzene	<0.95	ug/L	5.0	0.95	1		08/05/22 17:34	120-82-1	
1,1,1-Trichloroethane	<0.30	ug/L	1.0	0.30	1		08/05/22 17:34	71-55-6	
1,1,2-Trichloroethane	<0.34	ug/L	5.0	0.34	1		08/05/22 17:34	79-00-5	
Trichloroethene	<0.32	ug/L	1.0	0.32	1		08/05/22 17:34	79-01-6	
Trichlorofluoromethane	<0.42	ug/L	1.0	0.42	1		08/05/22 17:34	75-69-4	
1,2,3-Trichloropropane	<0.56	ug/L	5.0	0.56	1		08/05/22 17:34	96-18-4	
1,2,4-Trimethylbenzene	<0.45	ug/L	1.0	0.45	1		08/05/22 17:34	95-63-6	
1,3,5-Trimethylbenzene	<0.36	ug/L	1.0	0.36	1		08/05/22 17:34	108-67-8	
Vinyl chloride	0.33J	ug/L	1.0	0.17	1		08/05/22 17:34	75-01-4	
Xylene (Total)	<1.0	ug/L	3.0	1.0	1		08/05/22 17:34	1330-20-7	
Surrogates									
4-Bromofluorobenzene (S)	94	%	70-130		1		08/05/22 17:34	460-00-4	
1,2-Dichlorobenzene-d4 (S)	106	%	70-130		1		08/05/22 17:34	2199-69-1	
Toluene-d8 (S)	102	%	70-130		1		08/05/22 17:34	2037-26-5	

REPORT OF LABORATORY ANALYSIS

This report shall not be reproduced, except in full,
without the written consent of Pace Analytical Services, LLC.

ANALYTICAL RESULTS

Project: 25222081.00 LAC HARTMEYER
Pace Project No.: 40249224

Sample: TRIP BLANK **Lab ID: 40249224008** Collected: 08/01/22 00:00 Received: 08/03/22 08:30 Matrix: Water

Parameters	Results	Units	LOQ	LOD	DF	Prepared	Analyzed	CAS No.	Qual
8260 MSV									
Analytical Method: EPA 8260									
Pace Analytical Services - Green Bay									
Benzene	<0.30	ug/L	1.0	0.30	1		08/05/22 10:13	71-43-2	
Bromobenzene	<0.36	ug/L	1.0	0.36	1		08/05/22 10:13	108-86-1	
Bromochloromethane	<0.36	ug/L	5.0	0.36	1		08/05/22 10:13	74-97-5	
Bromodichloromethane	<0.42	ug/L	1.0	0.42	1		08/05/22 10:13	75-27-4	
Bromoform	<3.8	ug/L	5.0	3.8	1		08/05/22 10:13	75-25-2	
Bromomethane	<1.2	ug/L	5.0	1.2	1		08/05/22 10:13	74-83-9	
n-Butylbenzene	<0.86	ug/L	1.0	0.86	1		08/05/22 10:13	104-51-8	
sec-Butylbenzene	<0.42	ug/L	1.0	0.42	1		08/05/22 10:13	135-98-8	
tert-Butylbenzene	<0.59	ug/L	1.0	0.59	1		08/05/22 10:13	98-06-6	
Carbon tetrachloride	<0.37	ug/L	1.0	0.37	1		08/05/22 10:13	56-23-5	
Chlorobenzene	<0.86	ug/L	1.0	0.86	1		08/05/22 10:13	108-90-7	
Chloroethane	<1.4	ug/L	5.0	1.4	1		08/05/22 10:13	75-00-3	
Chloroform	<1.2	ug/L	5.0	1.2	1		08/05/22 10:13	67-66-3	
Chloromethane	<1.6	ug/L	5.0	1.6	1		08/05/22 10:13	74-87-3	
2-Chlorotoluene	<0.89	ug/L	5.0	0.89	1		08/05/22 10:13	95-49-8	
4-Chlorotoluene	<0.89	ug/L	5.0	0.89	1		08/05/22 10:13	106-43-4	
1,2-Dibromo-3-chloropropane	<2.4	ug/L	5.0	2.4	1		08/05/22 10:13	96-12-8	
Dibromochloromethane	<2.6	ug/L	5.0	2.6	1		08/05/22 10:13	124-48-1	
1,2-Dibromoethane (EDB)	<0.31	ug/L	1.0	0.31	1		08/05/22 10:13	106-93-4	
Dibromomethane	<0.99	ug/L	5.0	0.99	1		08/05/22 10:13	74-95-3	
1,2-Dichlorobenzene	<0.33	ug/L	1.0	0.33	1		08/05/22 10:13	95-50-1	
1,3-Dichlorobenzene	<0.35	ug/L	1.0	0.35	1		08/05/22 10:13	541-73-1	
1,4-Dichlorobenzene	<0.89	ug/L	1.0	0.89	1		08/05/22 10:13	106-46-7	
Dichlorodifluoromethane	<0.46	ug/L	5.0	0.46	1		08/05/22 10:13	75-71-8	
1,1-Dichloroethane	<0.30	ug/L	1.0	0.30	1		08/05/22 10:13	75-34-3	
1,2-Dichloroethane	<0.29	ug/L	1.0	0.29	1		08/05/22 10:13	107-06-2	
1,1-Dichloroethene	<0.58	ug/L	1.0	0.58	1		08/05/22 10:13	75-35-4	
cis-1,2-Dichloroethene	<0.47	ug/L	1.0	0.47	1		08/05/22 10:13	156-59-2	
trans-1,2-Dichloroethene	<0.53	ug/L	1.0	0.53	1		08/05/22 10:13	156-60-5	
1,2-Dichloropropane	<0.45	ug/L	1.0	0.45	1		08/05/22 10:13	78-87-5	
1,3-Dichloropropane	<0.30	ug/L	1.0	0.30	1		08/05/22 10:13	142-28-9	
2,2-Dichloropropane	<4.2	ug/L	5.0	4.2	1		08/05/22 10:13	594-20-7	
1,1-Dichloropropene	<0.41	ug/L	1.0	0.41	1		08/05/22 10:13	563-58-6	
cis-1,3-Dichloropropene	<0.36	ug/L	1.0	0.36	1		08/05/22 10:13	10061-01-5	
trans-1,3-Dichloropropene	<3.5	ug/L	5.0	3.5	1		08/05/22 10:13	10061-02-6	
Diisopropyl ether	<1.1	ug/L	5.0	1.1	1		08/05/22 10:13	108-20-3	
Ethylbenzene	<0.33	ug/L	1.0	0.33	1		08/05/22 10:13	100-41-4	
Hexachloro-1,3-butadiene	<2.7	ug/L	5.0	2.7	1		08/05/22 10:13	87-68-3	
Isopropylbenzene (Cumene)	<1.0	ug/L	5.0	1.0	1		08/05/22 10:13	98-82-8	
p-Isopropyltoluene	<1.0	ug/L	5.0	1.0	1		08/05/22 10:13	99-87-6	
Methylene Chloride	<0.32	ug/L	5.0	0.32	1		08/05/22 10:13	75-09-2	
Methyl-tert-butyl ether	<1.1	ug/L	5.0	1.1	1		08/05/22 10:13	1634-04-4	
Naphthalene	<1.1	ug/L	5.0	1.1	1		08/05/22 10:13	91-20-3	
n-Propylbenzene	<0.35	ug/L	1.0	0.35	1		08/05/22 10:13	103-65-1	
Styrene	<0.36	ug/L	1.0	0.36	1		08/05/22 10:13	100-42-5	

REPORT OF LABORATORY ANALYSIS

This report shall not be reproduced, except in full,
without the written consent of Pace Analytical Services, LLC.

ANALYTICAL RESULTS

Project: 25222081.00 LAC HARTMEYER
Pace Project No.: 40249224

Sample: TRIP BLANK **Lab ID: 40249224008** Collected: 08/01/22 00:00 Received: 08/03/22 08:30 Matrix: Water

Parameters	Results	Units	LOQ	LOD	DF	Prepared	Analyzed	CAS No.	Qual
8260 MSV									
Analytical Method: EPA 8260									
Pace Analytical Services - Green Bay									
1,1,1,2-Tetrachloroethane	<0.36	ug/L	1.0	0.36	1		08/05/22 10:13	630-20-6	
1,1,1,2-Tetrachloroethane	<0.38	ug/L	1.0	0.38	1		08/05/22 10:13	79-34-5	
Tetrachloroethene	<0.41	ug/L	1.0	0.41	1		08/05/22 10:13	127-18-4	
Toluene	<0.29	ug/L	1.0	0.29	1		08/05/22 10:13	108-88-3	
1,2,3-Trichlorobenzene	<1.0	ug/L	5.0	1.0	1		08/05/22 10:13	87-61-6	
1,2,4-Trichlorobenzene	<0.95	ug/L	5.0	0.95	1		08/05/22 10:13	120-82-1	
1,1,1-Trichloroethane	<0.30	ug/L	1.0	0.30	1		08/05/22 10:13	71-55-6	
1,1,2-Trichloroethane	<0.34	ug/L	5.0	0.34	1		08/05/22 10:13	79-00-5	
Trichloroethene	<0.32	ug/L	1.0	0.32	1		08/05/22 10:13	79-01-6	
Trichlorofluoromethane	<0.42	ug/L	1.0	0.42	1		08/05/22 10:13	75-69-4	
1,2,3-Trichloropropane	<0.56	ug/L	5.0	0.56	1		08/05/22 10:13	96-18-4	
1,2,4-Trimethylbenzene	<0.45	ug/L	1.0	0.45	1		08/05/22 10:13	95-63-6	
1,3,5-Trimethylbenzene	<0.36	ug/L	1.0	0.36	1		08/05/22 10:13	108-67-8	
Vinyl chloride	<0.17	ug/L	1.0	0.17	1		08/05/22 10:13	75-01-4	
Xylene (Total)	<1.0	ug/L	3.0	1.0	1		08/05/22 10:13	1330-20-7	
Surrogates									
4-Bromofluorobenzene (S)	90	%	70-130		1		08/05/22 10:13	460-00-4	
1,2-Dichlorobenzene-d4 (S)	105	%	70-130		1		08/05/22 10:13	2199-69-1	
Toluene-d8 (S)	100	%	70-130		1		08/05/22 10:13	2037-26-5	

REPORT OF LABORATORY ANALYSIS

This report shall not be reproduced, except in full,
without the written consent of Pace Analytical Services, LLC.

QUALITY CONTROL DATA

Project: 25222081.00 LAC HARTMEYER

Pace Project No.: 40249224

QC Batch: 422614

Analysis Method: EPA 8260

QC Batch Method: EPA 8260

Analysis Description: 8260 MSV

Laboratory: Pace Analytical Services - Green Bay

Associated Lab Samples: 40249224001, 40249224002, 40249224003, 40249224004, 40249224005, 40249224006, 40249224007, 40249224008

METHOD BLANK: 2434216

Matrix: Water

Associated Lab Samples: 40249224001, 40249224002, 40249224003, 40249224004, 40249224005, 40249224006, 40249224007, 40249224008

Parameter	Units	Blank Result	Reporting Limit	Analyzed	Qualifiers
1,1,1,2-Tetrachloroethane	ug/L	<0.36	1.0	08/05/22 07:55	
1,1,1-Trichloroethane	ug/L	<0.30	1.0	08/05/22 07:55	
1,1,2,2-Tetrachloroethane	ug/L	<0.38	1.0	08/05/22 07:55	
1,1,2-Trichloroethane	ug/L	<0.34	5.0	08/05/22 07:55	
1,1-Dichloroethane	ug/L	<0.30	1.0	08/05/22 07:55	
1,1-Dichloroethene	ug/L	<0.58	1.0	08/05/22 07:55	
1,1-Dichloropropene	ug/L	<0.41	1.0	08/05/22 07:55	
1,2,3-Trichlorobenzene	ug/L	<1.0	5.0	08/05/22 07:55	
1,2,3-Trichloropropane	ug/L	<0.56	5.0	08/05/22 07:55	
1,2,4-Trichlorobenzene	ug/L	<0.95	5.0	08/05/22 07:55	
1,2,4-Trimethylbenzene	ug/L	<0.45	1.0	08/05/22 07:55	
1,2-Dibromo-3-chloropropane	ug/L	<2.4	5.0	08/05/22 07:55	
1,2-Dibromoethane (EDB)	ug/L	<0.31	1.0	08/05/22 07:55	
1,2-Dichlorobenzene	ug/L	<0.33	1.0	08/05/22 07:55	
1,2-Dichloroethane	ug/L	<0.29	1.0	08/05/22 07:55	
1,2-Dichloropropane	ug/L	<0.45	1.0	08/05/22 07:55	
1,3,5-Trimethylbenzene	ug/L	<0.36	1.0	08/05/22 07:55	
1,3-Dichlorobenzene	ug/L	<0.35	1.0	08/05/22 07:55	
1,3-Dichloropropane	ug/L	<0.30	1.0	08/05/22 07:55	
1,4-Dichlorobenzene	ug/L	<0.89	1.0	08/05/22 07:55	
2,2-Dichloropropane	ug/L	<4.2	5.0	08/05/22 07:55	
2-Chlorotoluene	ug/L	<0.89	5.0	08/05/22 07:55	
4-Chlorotoluene	ug/L	<0.89	5.0	08/05/22 07:55	
Benzene	ug/L	<0.30	1.0	08/05/22 07:55	
Bromobenzene	ug/L	<0.36	1.0	08/05/22 07:55	
Bromochloromethane	ug/L	<0.36	5.0	08/05/22 07:55	
Bromodichloromethane	ug/L	<0.42	1.0	08/05/22 07:55	
Bromoform	ug/L	<3.8	5.0	08/05/22 07:55	
Bromomethane	ug/L	<1.2	5.0	08/05/22 07:55	
Carbon tetrachloride	ug/L	<0.37	1.0	08/05/22 07:55	
Chlorobenzene	ug/L	<0.86	1.0	08/05/22 07:55	
Chloroethane	ug/L	<1.4	5.0	08/05/22 07:55	
Chloroform	ug/L	<1.2	5.0	08/05/22 07:55	
Chloromethane	ug/L	<1.6	5.0	08/05/22 07:55	
cis-1,2-Dichloroethene	ug/L	<0.47	1.0	08/05/22 07:55	
cis-1,3-Dichloropropene	ug/L	<0.36	1.0	08/05/22 07:55	
Dibromochloromethane	ug/L	<2.6	5.0	08/05/22 07:55	
Dibromomethane	ug/L	<0.99	5.0	08/05/22 07:55	
Dichlorodifluoromethane	ug/L	<0.46	5.0	08/05/22 07:55	

Results presented on this page are in the units indicated by the "Units" column except where an alternate unit is presented to the right of the result.

REPORT OF LABORATORY ANALYSIS

This report shall not be reproduced, except in full,
without the written consent of Pace Analytical Services, LLC.

QUALITY CONTROL DATA

Project: 25222081.00 LAC HARTMEYER

Pace Project No.: 40249224

METHOD BLANK: 2434216

Matrix: Water

Associated Lab Samples: 40249224001, 40249224002, 40249224003, 40249224004, 40249224005, 40249224006, 40249224007, 40249224008

Parameter	Units	Blank Result	Reporting Limit	Analyzed	Qualifiers
Diisopropyl ether	ug/L	<1.1	5.0	08/05/22 07:55	
Ethylbenzene	ug/L	<0.33	1.0	08/05/22 07:55	
Hexachloro-1,3-butadiene	ug/L	<2.7	5.0	08/05/22 07:55	
Isopropylbenzene (Cumene)	ug/L	<1.0	5.0	08/05/22 07:55	
Methyl-tert-butyl ether	ug/L	<1.1	5.0	08/05/22 07:55	
Methylene Chloride	ug/L	<0.32	5.0	08/05/22 07:55	
n-Butylbenzene	ug/L	<0.86	1.0	08/05/22 07:55	
n-Propylbenzene	ug/L	<0.35	1.0	08/05/22 07:55	
Naphthalene	ug/L	<1.1	5.0	08/05/22 07:55	
p-Isopropyltoluene	ug/L	<1.0	5.0	08/05/22 07:55	
sec-Butylbenzene	ug/L	<0.42	1.0	08/05/22 07:55	
Styrene	ug/L	<0.36	1.0	08/05/22 07:55	
tert-Butylbenzene	ug/L	<0.59	1.0	08/05/22 07:55	
Tetrachloroethene	ug/L	<0.41	1.0	08/05/22 07:55	
Toluene	ug/L	<0.29	1.0	08/05/22 07:55	
trans-1,2-Dichloroethene	ug/L	<0.53	1.0	08/05/22 07:55	
trans-1,3-Dichloropropene	ug/L	<3.5	5.0	08/05/22 07:55	
Trichloroethene	ug/L	<0.32	1.0	08/05/22 07:55	
Trichlorofluoromethane	ug/L	<0.42	1.0	08/05/22 07:55	
Vinyl chloride	ug/L	<0.17	1.0	08/05/22 07:55	
Xylene (Total)	ug/L	<1.0	3.0	08/05/22 07:55	
1,2-Dichlorobenzene-d4 (S)	%	108	70-130	08/05/22 07:55	
4-Bromofluorobenzene (S)	%	94	70-130	08/05/22 07:55	
Toluene-d8 (S)	%	106	70-130	08/05/22 07:55	

LABORATORY CONTROL SAMPLE: 2434217

Parameter	Units	Spike Conc.	LCS Result	LCS % Rec	% Rec Limits	Qualifiers
1,1,1-Trichloroethane	ug/L	50	49.8	100	70-134	
1,1,1,2-Tetrachloroethane	ug/L	50	52.4	105	69-130	
1,1,2-Trichloroethane	ug/L	50	53.8	108	70-130	
1,1-Dichloroethane	ug/L	50	56.4	113	70-130	
1,1-Dichloroethene	ug/L	50	55.4	111	74-131	
1,2,4-Trichlorobenzene	ug/L	50	47.2	94	68-130	
1,2-Dibromo-3-chloropropane	ug/L	50	35.6	71	64-137	
1,2-Dibromoethane (EDB)	ug/L	50	46.7	93	70-130	
1,2-Dichlorobenzene	ug/L	50	51.3	103	70-130	
1,2-Dichloroethane	ug/L	50	44.7	89	70-137	
1,2-Dichloropropane	ug/L	50	49.6	99	80-121	
1,3-Dichlorobenzene	ug/L	50	49.3	99	70-130	
1,4-Dichlorobenzene	ug/L	50	48.4	97	70-130	
Benzene	ug/L	50	51.8	104	70-130	
Bromodichloromethane	ug/L	50	51.5	103	70-130	

Results presented on this page are in the units indicated by the "Units" column except where an alternate unit is presented to the right of the result.

REPORT OF LABORATORY ANALYSIS

This report shall not be reproduced, except in full,
without the written consent of Pace Analytical Services, LLC.

QUALITY CONTROL DATA

Project: 25222081.00 LAC HARTMEYER
Pace Project No.: 40249224

LABORATORY CONTROL SAMPLE: 2434217

Parameter	Units	Spike Conc.	LCS Result	LCS % Rec	% Rec Limits	Qualifiers
Bromoform	ug/L	50	47.1	94	70-130	
Bromomethane	ug/L	50	42.6	85	21-147	
Carbon tetrachloride	ug/L	50	53.4	107	80-146	
Chlorobenzene	ug/L	50	54.8	110	70-130	
Chloroethane	ug/L	50	56.6	113	52-165	
Chloroform	ug/L	50	54.7	109	80-123	
Chloromethane	ug/L	50	50.4	101	51-122	
cis-1,2-Dichloroethene	ug/L	50	48.2	96	70-130	
cis-1,3-Dichloropropene	ug/L	50	45.5	91	70-130	
Dibromochloromethane	ug/L	50	49.7	99	70-130	
Dichlorodifluoromethane	ug/L	50	26.5	53	25-121	
Ethylbenzene	ug/L	50	56.6	113	80-120	
Isopropylbenzene (Cumene)	ug/L	50	58.1	116	70-130	
Methyl-tert-butyl ether	ug/L	50	46.0	92	70-130	
Methylene Chloride	ug/L	50	53.4	107	70-130	
Styrene	ug/L	50	59.3	119	70-130	
Tetrachloroethene	ug/L	50	51.1	102	70-130	
Toluene	ug/L	50	53.5	107	80-120	
trans-1,2-Dichloroethene	ug/L	50	51.2	102	70-130	
trans-1,3-Dichloropropene	ug/L	50	44.1	88	70-130	
Trichloroethene	ug/L	50	50.6	101	70-130	
Trichlorofluoromethane	ug/L	50	58.0	116	65-160	
Vinyl chloride	ug/L	50	55.4	111	63-134	
Xylene (Total)	ug/L	150	176	117	70-130	
1,2-Dichlorobenzene-d4 (S)	%			102	70-130	
4-Bromofluorobenzene (S)	%			93	70-130	
Toluene-d8 (S)	%			106	70-130	

MATRIX SPIKE & MATRIX SPIKE DUPLICATE: 2434878 2434879

Parameter	Units	MS		MSD		MS Result	MSD Result	MS % Rec	MSD % Rec	% Rec Limits	RPD	Max RPD	Qual
		40249206001 Result	Spike Conc.	Spike Conc.	Conc.								
1,1,1-Trichloroethane	ug/L	<0.30	50	50	50.2	54.0	100	108	70-134	7	20		
1,1,2,2-Tetrachloroethane	ug/L	<0.38	50	50	56.5	56.0	113	112	61-135	1	20		
1,1,2-Trichloroethane	ug/L	<0.34	50	50	56.7	52.8	113	106	70-130	7	20		
1,1-Dichloroethane	ug/L	<0.30	50	50	62.3	60.7	125	121	70-130	3	20		
1,1-Dichloroethene	ug/L	<0.58	50	50	59.2	58.2	118	116	71-130	2	20		
1,2,4-Trichlorobenzene	ug/L	<0.95	50	50	49.9	49.1	100	98	68-131	2	20		
1,2-Dibromo-3-chloropropane	ug/L	<2.4	50	50	44.8	45.6	90	91	51-141	2	20		
1,2-Dibromoethane (EDB)	ug/L	<0.31	50	50	47.9	44.6	96	89	70-130	7	20		
1,2-Dichlorobenzene	ug/L	<0.33	50	50	52.2	53.3	104	107	70-130	2	20		
1,2-Dichloroethane	ug/L	<0.29	50	50	49.8	46.9	100	94	70-137	6	20		
1,2-Dichloropropane	ug/L	<0.45	50	50	50.9	51.8	102	104	80-121	2	20		
1,3-Dichlorobenzene	ug/L	<0.35	50	50	50.6	51.1	101	102	70-130	1	20		

Results presented on this page are in the units indicated by the "Units" column except where an alternate unit is presented to the right of the result.

REPORT OF LABORATORY ANALYSIS

This report shall not be reproduced, except in full,
without the written consent of Pace Analytical Services, LLC.

QUALITY CONTROL DATA

Project: 25222081.00 LAC HARTMEYER

Pace Project No.: 40249224

Parameter	Units	MATERIALS		2434878		2434879		% Rec	% Rec	% Rec	Limits	RPD	Max RPD	Qual
		40249206001	MS Spike Conc.	MSD Spike Conc.	MS Result	MSD Result								
1,4-Dichlorobenzene	ug/L	<0.89	50	50	50.8	53.4	102	107	70-130	5	20			
Benzene	ug/L	<0.30	50	50	53.8	53.8	108	108	70-130	0	20			
Bromodichloromethane	ug/L	<0.42	50	50	49.4	52.5	99	105	70-130	6	20			
Bromoform	ug/L	<3.8	50	50	48.3	42.6	97	85	70-133	13	20			
Bromomethane	ug/L	<1.2	50	50	44.1	44.0	88	88	21-149	0	22			
Carbon tetrachloride	ug/L	<0.37	50	50	56.4	58.1	113	116	80-146	3	20			
Chlorobenzene	ug/L	<0.86	50	50	58.1	51.9	116	104	70-130	11	20			
Chloroethane	ug/L	<1.4	50	50	58.1	55.5	116	111	52-165	5	20			
Chloroform	ug/L	<1.2	50	50	56.3	55.6	113	111	80-123	1	20			
Chloromethane	ug/L	<1.6	50	50	52.9	55.7	106	111	42-125	5	20			
cis-1,2-Dichloroethene	ug/L	<0.47	50	50	52.0	49.7	104	99	70-130	5	20			
cis-1,3-Dichloropropene	ug/L	<0.36	50	50	45.3	42.2	91	84	70-130	7	20			
Dibromochloromethane	ug/L	<2.6	50	50	51.2	47.1	102	94	70-130	8	20			
Dichlorodifluoromethane	ug/L	<0.46	50	50	26.0	27.0	52	54	25-121	4	20			
Ethylbenzene	ug/L	<0.33	50	50	57.4	55.0	115	110	80-121	4	20			
Isopropylbenzene (Cumene)	ug/L	<1.0	50	50	58.6	55.0	117	110	70-130	6	20			
Methyl-tert-butyl ether	ug/L	<1.1	50	50	49.9	50.2	100	100	70-130	1	20			
Methylene Chloride	ug/L	<0.32	50	50	54.9	54.1	110	108	70-130	1	20			
Styrene	ug/L	<0.36	50	50	51.1	46.3	102	93	70-132	10	20			
Tetrachloroethene	ug/L	<0.41	50	50	52.6	48.0	105	96	70-130	9	20			
Toluene	ug/L	<0.29	50	50	55.1	49.9	110	100	80-120	10	20			
trans-1,2-Dichloroethene	ug/L	<0.53	50	50	54.7	56.9	109	114	70-130	4	20			
trans-1,3-Dichloropropene	ug/L	<3.5	50	50	44.6	41.5	89	83	70-130	7	20			
Trichloroethene	ug/L	<0.32	50	50	52.0	48.7	104	97	70-130	7	20			
Trichlorofluoromethane	ug/L	<0.42	50	50	59.8	59.6	120	119	65-160	0	20			
Vinyl chloride	ug/L	<0.17	50	50	59.4	58.1	119	116	60-137	2	20			
Xylene (Total)	ug/L	<1.0	150	150	169	155	113	103	70-130	9	20			
1,2-Dichlorobenzene-d4 (S)	%						104	110	70-130					
4-Bromofluorobenzene (S)	%						102	98	70-130					
Toluene-d8 (S)	%						107	101	70-130					

Results presented on this page are in the units indicated by the "Units" column except where an alternate unit is presented to the right of the result.

REPORT OF LABORATORY ANALYSIS

This report shall not be reproduced, except in full, without the written consent of Pace Analytical Services, LLC.

QUALIFIERS

Project: 25222081.00 LAC HARTMEYER

Pace Project No.: 40249224

DEFINITIONS

DF - Dilution Factor, if reported, represents the factor applied to the reported data due to dilution of the sample aliquot.

ND - Not Detected at or above LOD.

J - Estimated concentration at or above the LOD and below the LOQ.

LOD - Limit of Detection adjusted for dilution factor, percent moisture, initial weight and final volume.

LOQ - Limit of Quantitation adjusted for dilution factor, percent moisture, initial weight and final volume.

S - Surrogate

1,2-Diphenylhydrazine decomposes to and cannot be separated from Azobenzene using Method 8270. The result for each analyte is a combined concentration.

Consistent with EPA guidelines, unrounded data are displayed and have been used to calculate % recovery and RPD values.

LCS(D) - Laboratory Control Sample (Duplicate)

MS(D) - Matrix Spike (Duplicate)

DUP - Sample Duplicate

RPD - Relative Percent Difference

NC - Not Calculable.

SG - Silica Gel - Clean-Up

U - Indicates the compound was analyzed for, but not detected at or above the adjusted LOD.

N-Nitrosodiphenylamine decomposes and cannot be separated from Diphenylamine using Method 8270. The result reported for each analyte is a combined concentration.

Pace Analytical is TNI accredited. Contact your Pace PM for the current list of accredited analytes.

TNI - The NELAC Institute.

ANALYTE QUALIFIERS

HS Results are from sample aliquot taken from VOA vial with headspace (air bubble greater than 6 mm diameter).

pH Post-analysis pH measurement indicates insufficient VOA sample preservation.

REPORT OF LABORATORY ANALYSIS

This report shall not be reproduced, except in full,
without the written consent of Pace Analytical Services, LLC.

QUALITY CONTROL DATA CROSS REFERENCE TABLE

Project: 25222081.00 LAC HARTMEYER

Pace Project No.: 40249224

Lab ID	Sample ID	QC Batch Method	QC Batch	Analytical Method	Analytical Batch
40249224001	GB-101	EPA 8260	422614		
40249224002	GB-102	EPA 8260	422614		
40249224003	GB-103	EPA 8260	422614		
40249224004	GB-104	EPA 8260	422614		
40249224005	GB-105	EPA 8260	422614		
40249224006	GB-106	EPA 8260	422614		
40249224007	GB-107	EPA 8260	422614		
40249224008	TRIP BLANK	EPA 8260	422614		

REPORT OF LABORATORY ANALYSIS

This report shall not be reproduced, except in full,
without the written consent of Pace Analytical Services, LLC.



CHAIN-OF-CUSTODY Analytical Request Document

Chain-of-Custody is a LEGAL DOCUMENT - Complete all relevant fields

LAB USE ONLY- Affix Workorder/Login Label Here or List Pace Workorder Number or MTJL Log-in Number Here

40249224

ALL SHADED AREAS are for LAB USE ONLY

Company: **SCS Engineers**

Billing Information:

Address: **2830 Dairy Dr. Madison, WI**

Report To: **Eric Oelkers**

Email To: **Eoelkers@scsengineers.com**

Copy To:

Site Collection Info/Address:

Customer Project Name/Number: **LAC Hartmeyer 25222081.00**

State: **WI** County/City: **Dane/Madison** Time Zone Collected: [] PT [] MT [] ET

Phone: **608-224-2830**
Email:

Site/Facility ID #:

Compliance Monitoring? [] Yes [] No

Collected By (print): **Adam Watson**

Purchase Order #: Quote #:

DW PWS ID #: DW Location Code:

Collected By (signature): *[Signature]*

Turnaround Date Required:

Immediately Packed on Ice: [] Yes [] No

Sample Disposal: [] Dispose as appropriate [] Return [] Archive: [] Hold:

Rush: [] Same Day [] Next Day [] 2 Day [] 3 Day [] 4 Day [] 5 Day (Expedite Charges Apply)

Field Filtered (if applicable): [] Yes [] No Analysis:

* Matrix Codes (Insert in Matrix box below): Drinking Water (DW), Ground Water (GW), Wastewater (WW), Product (P), Soil/Solid (SL), Oil (OL), Wipe (WP), Air (AR), Tissue (TS), Bioassay (B), Vapor (V), Other (OT)

Customer Sample ID	Matrix *	Comp / Grab	Collected (or Composite Start)		Composite End		Res Cl	# of Ctns
			Date	Time	Date	Time		
GB-101	GW		8/1/22	1345				
GB-102				1450				
GB-103				1555				
GB-104				845				
GB-105				1000				
GB-106				1100				
GB-107				1205				
Trip Blank								

VOC WTL list

Container Preservative Type **

Lab Project Manager:

** Preservative Types: (1) nitric acid, (2) sulfuric acid, (3) hydrochloric acid, (4) sodium hydroxide, (5) zinc acetate, (6) methanol, (7) sodium bisulfate, (8) sodium thiosulfate, (9) hexane, (A) ascorbic acid, (B) ammonium sulfate, (C) ammonium hydroxide, (D) TSP, (U) Unpreserved, (O) Other

Analyses

Lab Profile/Line:

Lab Sample Receipt Checklist:

Custody Seals Present/Intact Y N NA

Custody Signatures Present Y N NA

Collector Signature Present Y N NA

Bottles Intact Y N NA

Correct Bottles Y N NA

Sufficient Volume Y N NA

Samples Received on Ice Y N NA

VOA - Headspace Acceptable Y N NA

USDA Regulated Soils Y N NA

Samples in Holding Time Y N NA

Residual Chlorine Present Y N NA

Cl Strips: Y N NA

Sample pH Acceptable Y N NA

pH Strips: Y N NA

Sulfide Present Y N NA

Lead Acetate Strips: Y N NA

LAB USE ONLY: Lab Sample # / Comments:

Customer Remarks / Special Conditions / Possible Hazards: Type of Ice Used: Wet Blue Dry None Packing Material Used: Radchem sample(s) screened (<500 cpm): Y N NA

SHORT HOLDS PRESENT (<72 hours): Y N N/A Lab Tracking #: 2825735 Samples received via: FEDEX UPS Client Courier Pace Courier

Lab Sample Temperature Info: Temp Blank Received: Y N NA Therm ID#: Cooler 1 Temp Upon Receipt: °C Cooler 1 Therm Corr. Factor: °C Cooler 1 Corrected Temp: °C

Relinquished by/Company: (Signature) *[Signature]*

Date/Time: 8/2/22 930

Received by/Company: (Signature) *[Signature]*

Date/Time: 8/3/22 0830

MTJL LAB USE ONLY Table #: Acctnum: Template: Prelogin: PM: PB:

Relinquished by/Company: (Signature) *[Signature]*

Date/Time: 8/3/22 0830

Received by/Company: (Signature) *[Signature]*

Date/Time: 8/3/22 0830

MTJL LAB USE ONLY Table #: Acctnum: Template: Prelogin: PM: PB:

Trip Blank Received: Y N NA HCL MeOH TSP Other

Non Conformance(s): YES / NO Page: Page 28 of 30 of: _____

Sample Preservation Receipt Form

Client Name: SCS Engineers

Project # 4054224

All containers needing preservation have been checked and noted below: Yes No N/A

Initial when completed: _____ Date/Time: _____

Lab Lot# of pH paper: _____ Lab Std #ID of preservation (if pH adjusted): _____

Pace Lab #	Glass						Plastic					Vials					Jars				General			VOA Vials (>6mm) *	H2SO4 pH ≤2	NaOH+Zn Act. pH ≥9	NaOH pH ≥12	HNO3 pH ≤2	pH after adjusted	Volume (mL)				
	AG1U	BG1U	AG1H	AG4S	AG4U	AG5U	AG2S	BG3U	BP1U	BP3U	BP3B	BP3N	BP3S	VG9A	DG9T	VG9U	VG9H	VG9M	VG9D	JG9U	JG9U	WGFU	WPFU								SP5T	ZPLC	GN	
001																																		2.5 / 5 / 10
002																																		2.5 / 5 / 10
003																																		2.5 / 5 / 10
004																																		2.5 / 5 / 10
005																																		2.5 / 5 / 10
006																																		2.5 / 5 / 10
007																																		2.5 / 5 / 10
008																																		2.5 / 5 / 10
009																																		2.5 / 5 / 10
010																																		2.5 / 5 / 10
011																																		2.5 / 5 / 10
012																																		2.5 / 5 / 10
013																																		2.5 / 5 / 10
014																																		2.5 / 5 / 10
015																																		2.5 / 5 / 10
016																																		2.5 / 5 / 10
017																																		2.5 / 5 / 10
018																																		2.5 / 5 / 10
019																																		2.5 / 5 / 10
020																																		2.5 / 5 / 10

Exceptions to preservation check: VOA, Coliform, TOC, TOX, TOH, O&G, WI DRO, Phenolics, Other: _____ Headspace in VOA Vials (>6mm): Yes No N/A *If yes look in headspace column

AG1U	1 liter amber glass	BP1U	1 liter plastic unpres	VG9A	40 mL clear ascorbic	JG9U	4 oz amber jar unpres
BG1U	1 liter clear glass	BP3U	250 mL plastic unpres	DG9T	40 mL amber Na Thio	JG9U	9 oz amber jar unpres
AG1H	1 liter amber glass HCL	BP3B	250 mL plastic NaOH	VG9U	40 mL clear vial unpres	WGFU	4 oz clear jar unpres
AG4S	125 mL amber glass H2SO4	BP3N	250 mL plastic HNO3	VG9H	40 mL clear vial HCL	WPFU	4 oz plastic jar unpres
AG4U	120 mL amber glass unpres	BP3S	250 mL plastic H2SO4	VG9M	40 mL clear vial MeOH	SP5T	120 mL plastic Na Thiosulfate
AG5U	100 mL amber glass unpres			VG9D	40 mL clear vial DI	ZPLC	ziploc bag
AG2S	500 mL amber glass H2SO4					GN	
BG3U	250 mL clear glass unpres						

Sample Condition Upon Receipt Form (SCUR)

Client Name: SCS Engineers
 Courier: CS Logistics Fed Ex Speedee UPS Waltco
 Client Pace Other: _____

Project #: **WO# : 40249224**

 40249224

Tracking #: _____
 Custody Seal on Cooler/Box Present: yes no Seals intact: yes no
 Custody Seal on Samples Present: yes no Seals intact: yes no
 Packing Material: Bubble Wrap Bubble Bags None Other
 Thermometer Used SR - 98 Type of Ice: Wei Blue Dry None Samples on ice, cooling process has begun
 Cooler Temperature Uncorr: 2.5 / Corr: 2.5
 Temp Blank Present: yes no Biological Tissue is Frozen: yes no

Person examining contents:
 Date: 8/3/22 / Initials: NK
 Labeled By Initials: TP

Temp should be above freezing to 6°C.
 Biota Samples may be received at ≤ 0°C if shipped on Dry Ice.

Chain of Custody Present:	<input checked="" type="checkbox"/> Yes <input type="checkbox"/> No <input type="checkbox"/> N/A	1.
Chain of Custody Filled Out:	<input type="checkbox"/> Yes <input checked="" type="checkbox"/> No <input type="checkbox"/> N/A	2. <u>pg. #</u> <u>8/3/22 NK</u>
Chain of Custody Relinquished:	<input checked="" type="checkbox"/> Yes <input type="checkbox"/> No <input type="checkbox"/> N/A	3.
Sampler Name & Signature on COC:	<input checked="" type="checkbox"/> Yes <input type="checkbox"/> No <input type="checkbox"/> N/A	4.
Samples Arrived within Hold Time:	<input checked="" type="checkbox"/> Yes <input type="checkbox"/> No	5.
- VOA Samples frozen upon receipt	<input type="checkbox"/> Yes <input type="checkbox"/> No	Date/Time:
Short Hold Time Analysis (<72hr):	<input type="checkbox"/> Yes <input checked="" type="checkbox"/> No	6.
Rush Turn Around Time Requested:	<input type="checkbox"/> Yes <input checked="" type="checkbox"/> No	7.
Sufficient Volume:		8.
For Analysis: <input checked="" type="checkbox"/> Yes <input type="checkbox"/> No MS/MSD: <input type="checkbox"/> Yes <input checked="" type="checkbox"/> No <input type="checkbox"/> N/A		
Correct Containers Used:	<input checked="" type="checkbox"/> Yes <input type="checkbox"/> No	9.
-Pace Containers Used:	<input checked="" type="checkbox"/> Yes <input type="checkbox"/> No <input type="checkbox"/> N/A	
-Pace IR Containers Used:	<input type="checkbox"/> Yes <input type="checkbox"/> No <input checked="" type="checkbox"/> N/A	
Containers Intact:	<input checked="" type="checkbox"/> Yes <input type="checkbox"/> No	10.
Filtered volume received for Dissolved tests	<input type="checkbox"/> Yes <input type="checkbox"/> No <input checked="" type="checkbox"/> N/A	11.
Sample Labels match COC:	<input checked="" type="checkbox"/> Yes <input type="checkbox"/> No <input type="checkbox"/> N/A	12.
-Includes date/time/ID/Analysis Matrix: <u>W</u>		
Trip Blank Present:	<input checked="" type="checkbox"/> Yes <input type="checkbox"/> No <input type="checkbox"/> N/A	13.
Trip Blank Custody Seals Present	<input checked="" type="checkbox"/> Yes <input type="checkbox"/> No <input type="checkbox"/> N/A	
Pace Trip Blank Lot # (if purchased): <u>486</u>		

Client Notification/ Resolution: _____ If checked, see attached form for additional comments
 Person Contacted: _____ Date/Time: _____
 Comments/ Resolution: _____

August 16, 2022

Eric Oelkers
SCS ENGINEERS
2830 Dairy Drive
Madison, WI 53718

RE: Project: 25222081.00 LAC HARTMEYER
Pace Project No.: 40249226

Dear Eric Oelkers:


Enclosed are the analytical results for sample(s) received by the laboratory on August 03, 2022. The results relate only to the samples included in this report. Results reported herein conform to the applicable TNI/NELAC Standards and the laboratory's Quality Manual, where applicable, unless otherwise noted in the body of the report.

The test results provided in this final report were generated by each of the following laboratories within the Pace Network:

- Pace Analytical Services - Green Bay

If you have any questions concerning this report, please feel free to contact me.

Sincerely,



Dan Milewsky
dan.milewsky@pacelabs.com
(920)469-2436
Project Manager

Enclosures



REPORT OF LABORATORY ANALYSIS

This report shall not be reproduced, except in full,
without the written consent of Pace Analytical Services, LLC.

CERTIFICATIONS

Project: 25222081.00 LAC HARTMEYER

Pace Project No.: 40249226

Pace Analytical Services Green Bay

1241 Bellevue Street, Green Bay, WI 54302

Florida/NELAP Certification #: E87948

Illinois Certification #: 200050

Kentucky UST Certification #: 82

Louisiana Certification #: 04168

Minnesota Certification #: 055-999-334

New York Certification #: 12064

North Dakota Certification #: R-150

Virginia VELAP ID: 460263

South Carolina Certification #: 83006001

Texas Certification #: T104704529-14-1

Wisconsin Certification #: 405132750

Wisconsin DATCP Certification #: 105-444

USDA Soil Permit #: P330-16-00157

Federal Fish & Wildlife Permit #: LE51774A-0

REPORT OF LABORATORY ANALYSIS

This report shall not be reproduced, except in full,
without the written consent of Pace Analytical Services, LLC.

SAMPLE SUMMARY

Project: 25222081.00 LAC HARTMEYER

Pace Project No.: 40249226

Lab ID	Sample ID	Matrix	Date Collected	Date Received
40249226001	GB-101 S1 0-2.5'	Solid	08/01/22 13:45	08/03/22 10:10
40249226002	GB-102 S1 0-2.5'	Solid	08/01/22 14:50	08/03/22 10:10
40249226003	GB-103 S1 0-2.5'	Solid	08/01/22 15:55	08/03/22 10:10
40249226004	GB-104 S1 2.5-5'	Solid	08/01/22 08:45	08/03/22 10:10
40249226005	GB-105 S1 0-2'	Solid	08/01/22 10:00	08/03/22 10:10
40249226006	GB-106 S1 0-3'	Solid	08/01/22 11:00	08/03/22 10:10
40249226007	GB-107 S1 0-2.5'	Solid	08/01/22 12:05	08/03/22 10:10

REPORT OF LABORATORY ANALYSIS

This report shall not be reproduced, except in full,
without the written consent of Pace Analytical Services, LLC.

SAMPLE ANALYTE COUNT

Project: 25222081.00 LAC HARTMEYER
Pace Project No.: 40249226

Lab ID	Sample ID	Method	Analysts	Analytes Reported	Laboratory
40249226001	GB-101 S1 0-2.5'	ASTM D2974-87	PDV	1	PASI-G
40249226002	GB-102 S1 0-2.5'	ASTM D2974-87	PDV	1	PASI-G
40249226003	GB-103 S1 0-2.5'	ASTM D2974-87	PDV	1	PASI-G
40249226004	GB-104 S1 2.5-5'	ASTM D2974-87	PDV	1	PASI-G
40249226005	GB-105 S1 0-2'	EPA 8260	ALD	63	PASI-G
		ASTM D2974-87	PDV	1	PASI-G
40249226006	GB-106 S1 0-3'	ASTM D2974-87	PDV	1	PASI-G
40249226007	GB-107 S1 0-2.5'	EPA 8260	ALD	63	PASI-G
		ASTM D2974-87	PDV	1	PASI-G

PASI-G = Pace Analytical Services - Green Bay

REPORT OF LABORATORY ANALYSIS

This report shall not be reproduced, except in full,
without the written consent of Pace Analytical Services, LLC.

SUMMARY OF DETECTION

Project: 25222081.00 LAC HARTMEYER
Pace Project No.: 40249226

Lab Sample ID Method	Client Sample ID Parameters	Result	Units	Report Limit	Analyzed	Qualifiers
40249226001	GB-101 S1 0-2.5'					
ASTM D2974-87	Percent Moisture	11.0	%	0.10	08/04/22 16:59	
40249226002	GB-102 S1 0-2.5'					
ASTM D2974-87	Percent Moisture	18.3	%	0.10	08/05/22 11:50	
40249226003	GB-103 S1 0-2.5'					
ASTM D2974-87	Percent Moisture	20.0	%	0.10	08/04/22 16:59	
40249226004	GB-104 S1 2.5-5'					
ASTM D2974-87	Percent Moisture	15.5	%	0.10	08/04/22 16:59	
40249226005	GB-105 S1 0-2'					
EPA 8260	Naphthalene	144J	ug/kg	374	08/10/22 15:44	
ASTM D2974-87	Percent Moisture	19.8	%	0.10	08/05/22 10:38	
40249226006	GB-106 S1 0-3'					
ASTM D2974-87	Percent Moisture	16.8	%	0.10	08/04/22 16:59	
40249226007	GB-107 S1 0-2.5'					
ASTM D2974-87	Percent Moisture	33.7	%	0.10	08/04/22 16:59	

REPORT OF LABORATORY ANALYSIS

This report shall not be reproduced, except in full,
without the written consent of Pace Analytical Services, LLC.

ANALYTICAL RESULTS

Project: 25222081.00 LAC HARTMEYER

Pace Project No.: 40249226

Sample: GB-101 S1 0-2.5' **Lab ID: 40249226001** Collected: 08/01/22 13:45 Received: 08/03/22 10:10 Matrix: Solid

Results reported on a "dry weight" basis and are adjusted for percent moisture, sample size and any dilutions.

Parameters	Results	Units	LOQ	LOD	DF	Prepared	Analyzed	CAS No.	Qual
Percent Moisture	Analytical Method: ASTM D2974-87 Pace Analytical Services - Green Bay								
Percent Moisture	11.0	%	0.10	0.10	1		08/04/22 16:59		

REPORT OF LABORATORY ANALYSIS

This report shall not be reproduced, except in full,
without the written consent of Pace Analytical Services, LLC.

ANALYTICAL RESULTS

Project: 25222081.00 LAC HARTMEYER

Pace Project No.: 40249226

Sample: GB-102 S1 0-2.5' **Lab ID: 40249226002** Collected: 08/01/22 14:50 Received: 08/03/22 10:10 Matrix: Solid

Results reported on a "dry weight" basis and are adjusted for percent moisture, sample size and any dilutions.

Parameters	Results	Units	LOQ	LOD	DF	Prepared	Analyzed	CAS No.	Qual
Percent Moisture	Analytical Method: ASTM D2974-87 Pace Analytical Services - Green Bay								
Percent Moisture	18.3	%	0.10	0.10	1		08/05/22 11:50		

REPORT OF LABORATORY ANALYSIS

This report shall not be reproduced, except in full,
without the written consent of Pace Analytical Services, LLC.

ANALYTICAL RESULTS

Project: 25222081.00 LAC HARTMEYER

Pace Project No.: 40249226

Sample: GB-103 S1 0-2.5' **Lab ID: 40249226003** Collected: 08/01/22 15:55 Received: 08/03/22 10:10 Matrix: Solid

Results reported on a "dry weight" basis and are adjusted for percent moisture, sample size and any dilutions.

Parameters	Results	Units	LOQ	LOD	DF	Prepared	Analyzed	CAS No.	Qual
Percent Moisture	Analytical Method: ASTM D2974-87 Pace Analytical Services - Green Bay								
Percent Moisture	20.0	%	0.10	0.10	1		08/04/22 16:59		

REPORT OF LABORATORY ANALYSIS

This report shall not be reproduced, except in full,
without the written consent of Pace Analytical Services, LLC.

ANALYTICAL RESULTS

Project: 25222081.00 LAC HARTMEYER

Pace Project No.: 40249226

Sample: GB-104 S1 2.5-5' **Lab ID: 40249226004** Collected: 08/01/22 08:45 Received: 08/03/22 10:10 Matrix: Solid

Results reported on a "dry weight" basis and are adjusted for percent moisture, sample size and any dilutions.

Parameters	Results	Units	LOQ	LOD	DF	Prepared	Analyzed	CAS No.	Qual
Percent Moisture	Analytical Method: ASTM D2974-87 Pace Analytical Services - Green Bay								
Percent Moisture	15.5	%	0.10	0.10	1		08/04/22 16:59		

REPORT OF LABORATORY ANALYSIS

This report shall not be reproduced, except in full,
without the written consent of Pace Analytical Services, LLC.

ANALYTICAL RESULTS

Project: 25222081.00 LAC HARTMEYER
Pace Project No.: 40249226

Sample: **GB-105 S1 0-2'** Lab ID: **40249226005** Collected: 08/01/22 10:00 Received: 08/03/22 10:10 Matrix: Solid

Results reported on a "dry weight" basis and are adjusted for percent moisture, sample size and any dilutions.

Parameters	Results	Units	LOQ	LOD	DF	Prepared	Analyzed	CAS No.	Qual
8260 MSV Med Level Normal List									
Analytical Method: EPA 8260 Preparation Method: EPA 5035/5030B									
Pace Analytical Services - Green Bay									
Benzene	<17.8	ug/kg	29.9	17.8	1	08/10/22 08:00	08/10/22 15:44	71-43-2	
Bromobenzene	<29.2	ug/kg	74.8	29.2	1	08/10/22 08:00	08/10/22 15:44	108-86-1	
Bromochloromethane	<20.5	ug/kg	74.8	20.5	1	08/10/22 08:00	08/10/22 15:44	74-97-5	
Bromodichloromethane	<17.8	ug/kg	74.8	17.8	1	08/10/22 08:00	08/10/22 15:44	75-27-4	
Bromoform	<329	ug/kg	374	329	1	08/10/22 08:00	08/10/22 15:44	75-25-2	
Bromomethane	<105	ug/kg	374	105	1	08/10/22 08:00	08/10/22 15:44	74-83-9	
n-Butylbenzene	<34.2	ug/kg	74.8	34.2	1	08/10/22 08:00	08/10/22 15:44	104-51-8	L2
sec-Butylbenzene	<18.2	ug/kg	74.8	18.2	1	08/10/22 08:00	08/10/22 15:44	135-98-8	
tert-Butylbenzene	<23.5	ug/kg	74.8	23.5	1	08/10/22 08:00	08/10/22 15:44	98-06-6	
Carbon tetrachloride	<16.4	ug/kg	74.8	16.4	1	08/10/22 08:00	08/10/22 15:44	56-23-5	
Chlorobenzene	<9.0	ug/kg	74.8	9.0	1	08/10/22 08:00	08/10/22 15:44	108-90-7	
Chloroethane	<31.5	ug/kg	374	31.5	1	08/10/22 08:00	08/10/22 15:44	75-00-3	
Chloroform	<53.5	ug/kg	374	53.5	1	08/10/22 08:00	08/10/22 15:44	67-66-3	
Chloromethane	<28.4	ug/kg	74.8	28.4	1	08/10/22 08:00	08/10/22 15:44	74-87-3	
2-Chlorotoluene	<24.2	ug/kg	74.8	24.2	1	08/10/22 08:00	08/10/22 15:44	95-49-8	
4-Chlorotoluene	<28.4	ug/kg	74.8	28.4	1	08/10/22 08:00	08/10/22 15:44	106-43-4	
1,2-Dibromo-3-chloropropane	<58.0	ug/kg	374	58.0	1	08/10/22 08:00	08/10/22 15:44	96-12-8	
Dibromochloromethane	<256	ug/kg	374	256	1	08/10/22 08:00	08/10/22 15:44	124-48-1	
1,2-Dibromoethane (EDB)	<20.5	ug/kg	74.8	20.5	1	08/10/22 08:00	08/10/22 15:44	106-93-4	
Dibromomethane	<22.1	ug/kg	74.8	22.1	1	08/10/22 08:00	08/10/22 15:44	74-95-3	
1,2-Dichlorobenzene	<23.2	ug/kg	74.8	23.2	1	08/10/22 08:00	08/10/22 15:44	95-50-1	
1,3-Dichlorobenzene	<20.5	ug/kg	74.8	20.5	1	08/10/22 08:00	08/10/22 15:44	541-73-1	
1,4-Dichlorobenzene	<20.5	ug/kg	74.8	20.5	1	08/10/22 08:00	08/10/22 15:44	106-46-7	
Dichlorodifluoromethane	<32.1	ug/kg	74.8	32.1	1	08/10/22 08:00	08/10/22 15:44	75-71-8	
1,1-Dichloroethane	<19.1	ug/kg	74.8	19.1	1	08/10/22 08:00	08/10/22 15:44	75-34-3	
1,2-Dichloroethane	<17.2	ug/kg	74.8	17.2	1	08/10/22 08:00	08/10/22 15:44	107-06-2	
1,1-Dichloroethene	<24.8	ug/kg	74.8	24.8	1	08/10/22 08:00	08/10/22 15:44	75-35-4	
cis-1,2-Dichloroethene	<16.0	ug/kg	74.8	16.0	1	08/10/22 08:00	08/10/22 15:44	156-59-2	
trans-1,2-Dichloroethene	<16.1	ug/kg	74.8	16.1	1	08/10/22 08:00	08/10/22 15:44	156-60-5	
1,2-Dichloropropane	<17.8	ug/kg	74.8	17.8	1	08/10/22 08:00	08/10/22 15:44	78-87-5	
1,3-Dichloropropane	<16.3	ug/kg	74.8	16.3	1	08/10/22 08:00	08/10/22 15:44	142-28-9	
2,2-Dichloropropane	<20.2	ug/kg	74.8	20.2	1	08/10/22 08:00	08/10/22 15:44	594-20-7	
1,1-Dichloropropene	<24.2	ug/kg	74.8	24.2	1	08/10/22 08:00	08/10/22 15:44	563-58-6	
cis-1,3-Dichloropropene	<49.3	ug/kg	374	49.3	1	08/10/22 08:00	08/10/22 15:44	10061-01-5	
trans-1,3-Dichloropropene	<214	ug/kg	374	214	1	08/10/22 08:00	08/10/22 15:44	10061-02-6	
Diisopropyl ether	<18.5	ug/kg	74.8	18.5	1	08/10/22 08:00	08/10/22 15:44	108-20-3	
Ethylbenzene	<17.8	ug/kg	74.8	17.8	1	08/10/22 08:00	08/10/22 15:44	100-41-4	
Hexachloro-1,3-butadiene	<149	ug/kg	374	149	1	08/10/22 08:00	08/10/22 15:44	87-68-3	
Isopropylbenzene (Cumene)	<20.2	ug/kg	74.8	20.2	1	08/10/22 08:00	08/10/22 15:44	98-82-8	
p-Isopropyltoluene	<22.7	ug/kg	74.8	22.7	1	08/10/22 08:00	08/10/22 15:44	99-87-6	
Methylene Chloride	<20.8	ug/kg	74.8	20.8	1	08/10/22 08:00	08/10/22 15:44	75-09-2	
Methyl-tert-butyl ether	<22.0	ug/kg	74.8	22.0	1	08/10/22 08:00	08/10/22 15:44	1634-04-4	
Naphthalene	144J	ug/kg	374	23.3	1	08/10/22 08:00	08/10/22 15:44	91-20-3	
n-Propylbenzene	<17.9	ug/kg	74.8	17.9	1	08/10/22 08:00	08/10/22 15:44	103-65-1	

REPORT OF LABORATORY ANALYSIS

This report shall not be reproduced, except in full,
without the written consent of Pace Analytical Services, LLC.

ANALYTICAL RESULTS

Project: 25222081.00 LAC HARTMEYER
Pace Project No.: 40249226

Sample: GB-105 S1 0-2' Lab ID: 40249226005 Collected: 08/01/22 10:00 Received: 08/03/22 10:10 Matrix: Solid

Results reported on a "dry weight" basis and are adjusted for percent moisture, sample size and any dilutions.

Parameters	Results	Units	LOQ	LOD	DF	Prepared	Analyzed	CAS No.	Qual
8260 MSV Med Level Normal List									
Analytical Method: EPA 8260 Preparation Method: EPA 5035/5030B									
Pace Analytical Services - Green Bay									
Styrene	<19.1	ug/kg	74.8	19.1	1	08/10/22 08:00	08/10/22 15:44	100-42-5	
1,1,1,2-Tetrachloroethane	<17.9	ug/kg	74.8	17.9	1	08/10/22 08:00	08/10/22 15:44	630-20-6	
1,1,2,2-Tetrachloroethane	<27.1	ug/kg	74.8	27.1	1	08/10/22 08:00	08/10/22 15:44	79-34-5	
Tetrachloroethene	<29.0	ug/kg	74.8	29.0	1	08/10/22 08:00	08/10/22 15:44	127-18-4	
Toluene	<18.8	ug/kg	74.8	18.8	1	08/10/22 08:00	08/10/22 15:44	108-88-3	
1,2,3-Trichlorobenzene	<83.3	ug/kg	374	83.3	1	08/10/22 08:00	08/10/22 15:44	87-61-6	
1,2,4-Trichlorobenzene	<61.6	ug/kg	374	61.6	1	08/10/22 08:00	08/10/22 15:44	120-82-1	
1,1,1-Trichloroethane	<19.1	ug/kg	74.8	19.1	1	08/10/22 08:00	08/10/22 15:44	71-55-6	
1,1,2-Trichloroethane	<27.2	ug/kg	74.8	27.2	1	08/10/22 08:00	08/10/22 15:44	79-00-5	
Trichloroethene	<28.0	ug/kg	74.8	28.0	1	08/10/22 08:00	08/10/22 15:44	79-01-6	
Trichlorofluoromethane	<21.7	ug/kg	74.8	21.7	1	08/10/22 08:00	08/10/22 15:44	75-69-4	
1,2,3-Trichloropropane	<36.3	ug/kg	74.8	36.3	1	08/10/22 08:00	08/10/22 15:44	96-18-4	
1,2,4-Trimethylbenzene	<22.3	ug/kg	74.8	22.3	1	08/10/22 08:00	08/10/22 15:44	95-63-6	
1,3,5-Trimethylbenzene	<24.1	ug/kg	74.8	24.1	1	08/10/22 08:00	08/10/22 15:44	108-67-8	
Vinyl chloride	<15.1	ug/kg	74.8	15.1	1	08/10/22 08:00	08/10/22 15:44	75-01-4	
Xylene (Total)	<54.0	ug/kg	224	54.0	1	08/10/22 08:00	08/10/22 15:44	1330-20-7	
Surrogates									
Toluene-d8 (S)	118	%	69-153		1	08/10/22 08:00	08/10/22 15:44	2037-26-5	
4-Bromofluorobenzene (S)	141	%	68-156		1	08/10/22 08:00	08/10/22 15:44	460-00-4	
1,2-Dichlorobenzene-d4 (S)	122	%	71-161		1	08/10/22 08:00	08/10/22 15:44	2199-69-1	
Percent Moisture									
Analytical Method: ASTM D2974-87									
Pace Analytical Services - Green Bay									
Percent Moisture	19.8	%	0.10	0.10	1		08/05/22 10:38		

REPORT OF LABORATORY ANALYSIS

This report shall not be reproduced, except in full,
without the written consent of Pace Analytical Services, LLC.

ANALYTICAL RESULTS

Project: 25222081.00 LAC HARTMEYER

Pace Project No.: 40249226

Sample: GB-106 S1 0-3' **Lab ID: 40249226006** Collected: 08/01/22 11:00 Received: 08/03/22 10:10 Matrix: Solid

Results reported on a "dry weight" basis and are adjusted for percent moisture, sample size and any dilutions.

Parameters	Results	Units	LOQ	LOD	DF	Prepared	Analyzed	CAS No.	Qual
Percent Moisture	Analytical Method: ASTM D2974-87 Pace Analytical Services - Green Bay								
Percent Moisture	16.8	%	0.10	0.10	1		08/04/22 16:59		

REPORT OF LABORATORY ANALYSIS

This report shall not be reproduced, except in full,
without the written consent of Pace Analytical Services, LLC.

ANALYTICAL RESULTS

Project: 25222081.00 LAC HARTMEYER
Pace Project No.: 40249226

Sample: **GB-107 S1 0-2.5'** Lab ID: **40249226007** Collected: 08/01/22 12:05 Received: 08/03/22 10:10 Matrix: Solid

Results reported on a "dry weight" basis and are adjusted for percent moisture, sample size and any dilutions.

Parameters	Results	Units	LOQ	LOD	DF	Prepared	Analyzed	CAS No.	Qual
8260 MSV Med Level Normal List									
Analytical Method: EPA 8260 Preparation Method: EPA 5035/5030B									
Pace Analytical Services - Green Bay									
Benzene	<24.0	ug/kg	40.4	24.0	1	08/10/22 08:00	08/10/22 15:25	71-43-2	
Bromobenzene	<39.3	ug/kg	101	39.3	1	08/10/22 08:00	08/10/22 15:25	108-86-1	
Bromochloromethane	<27.6	ug/kg	101	27.6	1	08/10/22 08:00	08/10/22 15:25	74-97-5	
Bromodichloromethane	<24.0	ug/kg	101	24.0	1	08/10/22 08:00	08/10/22 15:25	75-27-4	
Bromoform	<444	ug/kg	504	444	1	08/10/22 08:00	08/10/22 15:25	75-25-2	
Bromomethane	<141	ug/kg	504	141	1	08/10/22 08:00	08/10/22 15:25	74-83-9	
n-Butylbenzene	<46.2	ug/kg	101	46.2	1	08/10/22 08:00	08/10/22 15:25	104-51-8	L2
sec-Butylbenzene	<24.6	ug/kg	101	24.6	1	08/10/22 08:00	08/10/22 15:25	135-98-8	
tert-Butylbenzene	<31.7	ug/kg	101	31.7	1	08/10/22 08:00	08/10/22 15:25	98-06-6	
Carbon tetrachloride	<22.2	ug/kg	101	22.2	1	08/10/22 08:00	08/10/22 15:25	56-23-5	
Chlorobenzene	<12.1	ug/kg	101	12.1	1	08/10/22 08:00	08/10/22 15:25	108-90-7	
Chloroethane	<42.6	ug/kg	504	42.6	1	08/10/22 08:00	08/10/22 15:25	75-00-3	
Chloroform	<72.2	ug/kg	504	72.2	1	08/10/22 08:00	08/10/22 15:25	67-66-3	
Chloromethane	<38.3	ug/kg	101	38.3	1	08/10/22 08:00	08/10/22 15:25	74-87-3	
2-Chlorotoluene	<32.7	ug/kg	101	32.7	1	08/10/22 08:00	08/10/22 15:25	95-49-8	
4-Chlorotoluene	<38.3	ug/kg	101	38.3	1	08/10/22 08:00	08/10/22 15:25	106-43-4	
1,2-Dibromo-3-chloropropane	<78.3	ug/kg	504	78.3	1	08/10/22 08:00	08/10/22 15:25	96-12-8	
Dibromochloromethane	<345	ug/kg	504	345	1	08/10/22 08:00	08/10/22 15:25	124-48-1	
1,2-Dibromoethane (EDB)	<27.6	ug/kg	101	27.6	1	08/10/22 08:00	08/10/22 15:25	106-93-4	
Dibromomethane	<29.9	ug/kg	101	29.9	1	08/10/22 08:00	08/10/22 15:25	74-95-3	
1,2-Dichlorobenzene	<31.3	ug/kg	101	31.3	1	08/10/22 08:00	08/10/22 15:25	95-50-1	
1,3-Dichlorobenzene	<27.6	ug/kg	101	27.6	1	08/10/22 08:00	08/10/22 15:25	541-73-1	
1,4-Dichlorobenzene	<27.6	ug/kg	101	27.6	1	08/10/22 08:00	08/10/22 15:25	106-46-7	
Dichlorodifluoromethane	<43.4	ug/kg	101	43.4	1	08/10/22 08:00	08/10/22 15:25	75-71-8	
1,1-Dichloroethane	<25.8	ug/kg	101	25.8	1	08/10/22 08:00	08/10/22 15:25	75-34-3	
1,2-Dichloroethane	<23.2	ug/kg	101	23.2	1	08/10/22 08:00	08/10/22 15:25	107-06-2	
1,1-Dichloroethene	<33.5	ug/kg	101	33.5	1	08/10/22 08:00	08/10/22 15:25	75-35-4	
cis-1,2-Dichloroethene	<21.6	ug/kg	101	21.6	1	08/10/22 08:00	08/10/22 15:25	156-59-2	
trans-1,2-Dichloroethene	<21.8	ug/kg	101	21.8	1	08/10/22 08:00	08/10/22 15:25	156-60-5	
1,2-Dichloropropane	<24.0	ug/kg	101	24.0	1	08/10/22 08:00	08/10/22 15:25	78-87-5	
1,3-Dichloropropane	<22.0	ug/kg	101	22.0	1	08/10/22 08:00	08/10/22 15:25	142-28-9	
2,2-Dichloropropane	<27.2	ug/kg	101	27.2	1	08/10/22 08:00	08/10/22 15:25	594-20-7	
1,1-Dichloropropene	<32.7	ug/kg	101	32.7	1	08/10/22 08:00	08/10/22 15:25	563-58-6	
cis-1,3-Dichloropropene	<66.6	ug/kg	504	66.6	1	08/10/22 08:00	08/10/22 15:25	10061-01-5	
trans-1,3-Dichloropropene	<289	ug/kg	504	289	1	08/10/22 08:00	08/10/22 15:25	10061-02-6	
Diisopropyl ether	<25.0	ug/kg	101	25.0	1	08/10/22 08:00	08/10/22 15:25	108-20-3	
Ethylbenzene	<24.0	ug/kg	101	24.0	1	08/10/22 08:00	08/10/22 15:25	100-41-4	
Hexachloro-1,3-butadiene	<201	ug/kg	504	201	1	08/10/22 08:00	08/10/22 15:25	87-68-3	
Isopropylbenzene (Cumene)	<27.2	ug/kg	101	27.2	1	08/10/22 08:00	08/10/22 15:25	98-82-8	
p-Isopropyltoluene	<30.7	ug/kg	101	30.7	1	08/10/22 08:00	08/10/22 15:25	99-87-6	
Methylene Chloride	<28.0	ug/kg	101	28.0	1	08/10/22 08:00	08/10/22 15:25	75-09-2	
Methyl-tert-butyl ether	<29.7	ug/kg	101	29.7	1	08/10/22 08:00	08/10/22 15:25	1634-04-4	
Naphthalene	<31.5	ug/kg	504	31.5	1	08/10/22 08:00	08/10/22 15:25	91-20-3	
n-Propylbenzene	<24.2	ug/kg	101	24.2	1	08/10/22 08:00	08/10/22 15:25	103-65-1	

REPORT OF LABORATORY ANALYSIS

This report shall not be reproduced, except in full,
without the written consent of Pace Analytical Services, LLC.

ANALYTICAL RESULTS

Project: 25222081.00 LAC HARTMEYER
Pace Project No.: 40249226

Sample: GB-107 S1 0-2.5' **Lab ID: 40249226007** Collected: 08/01/22 12:05 Received: 08/03/22 10:10 Matrix: Solid
Results reported on a "dry weight" basis and are adjusted for percent moisture, sample size and any dilutions.

Parameters	Results	Units	LOQ	LOD	DF	Prepared	Analyzed	CAS No.	Qual
8260 MSV Med Level Normal List									
Analytical Method: EPA 8260 Preparation Method: EPA 5035/5030B									
Pace Analytical Services - Green Bay									
Styrene	<25.8	ug/kg	101	25.8	1	08/10/22 08:00	08/10/22 15:25	100-42-5	
1,1,1,2-Tetrachloroethane	<24.2	ug/kg	101	24.2	1	08/10/22 08:00	08/10/22 15:25	630-20-6	
1,1,1,2-Tetrachloroethane	<36.5	ug/kg	101	36.5	1	08/10/22 08:00	08/10/22 15:25	79-34-5	
Tetrachloroethene	<39.1	ug/kg	101	39.1	1	08/10/22 08:00	08/10/22 15:25	127-18-4	
Toluene	<25.4	ug/kg	101	25.4	1	08/10/22 08:00	08/10/22 15:25	108-88-3	
1,2,3-Trichlorobenzene	<112	ug/kg	504	112	1	08/10/22 08:00	08/10/22 15:25	87-61-6	
1,2,4-Trichlorobenzene	<83.1	ug/kg	504	83.1	1	08/10/22 08:00	08/10/22 15:25	120-82-1	
1,1,1-Trichloroethane	<25.8	ug/kg	101	25.8	1	08/10/22 08:00	08/10/22 15:25	71-55-6	
1,1,2-Trichloroethane	<36.7	ug/kg	101	36.7	1	08/10/22 08:00	08/10/22 15:25	79-00-5	
Trichloroethene	<37.7	ug/kg	101	37.7	1	08/10/22 08:00	08/10/22 15:25	79-01-6	
Trichlorofluoromethane	<29.3	ug/kg	101	29.3	1	08/10/22 08:00	08/10/22 15:25	75-69-4	
1,2,3-Trichloropropane	<49.0	ug/kg	101	49.0	1	08/10/22 08:00	08/10/22 15:25	96-18-4	
1,2,4-Trimethylbenzene	<30.1	ug/kg	101	30.1	1	08/10/22 08:00	08/10/22 15:25	95-63-6	
1,3,5-Trimethylbenzene	<32.5	ug/kg	101	32.5	1	08/10/22 08:00	08/10/22 15:25	108-67-8	
Vinyl chloride	<20.4	ug/kg	101	20.4	1	08/10/22 08:00	08/10/22 15:25	75-01-4	
Xylene (Total)	<72.8	ug/kg	303	72.8	1	08/10/22 08:00	08/10/22 15:25	1330-20-7	
Surrogates									
Toluene-d8 (S)	133	%	69-153		1	08/10/22 08:00	08/10/22 15:25	2037-26-5	
4-Bromofluorobenzene (S)	157	%	68-156		1	08/10/22 08:00	08/10/22 15:25	460-00-4	S3
1,2-Dichlorobenzene-d4 (S)	135	%	71-161		1	08/10/22 08:00	08/10/22 15:25	2199-69-1	
Percent Moisture									
Analytical Method: ASTM D2974-87									
Pace Analytical Services - Green Bay									
Percent Moisture	33.7	%	0.10	0.10	1		08/04/22 16:59		

REPORT OF LABORATORY ANALYSIS

This report shall not be reproduced, except in full,
without the written consent of Pace Analytical Services, LLC.

QUALITY CONTROL DATA

Project: 25222081.00 LAC HARTMEYER
Pace Project No.: 40249226

QC Batch: 423116 Analysis Method: EPA 8260
QC Batch Method: EPA 5035/5030B Analysis Description: 8260 MSV Med Level Normal List
Laboratory: Pace Analytical Services - Green Bay

Associated Lab Samples: 40249226005, 40249226007

METHOD BLANK: 2436841 Matrix: Solid

Associated Lab Samples: 40249226005, 40249226007

Parameter	Units	Blank Result	Reporting Limit	Analyzed	Qualifiers
1,1,1,2-Tetrachloroethane	ug/kg	<12.0	50.0	08/10/22 11:11	
1,1,1-Trichloroethane	ug/kg	<12.8	50.0	08/10/22 11:11	
1,1,2,2-Tetrachloroethane	ug/kg	<18.1	50.0	08/10/22 11:11	
1,1,2-Trichloroethane	ug/kg	<18.2	50.0	08/10/22 11:11	
1,1-Dichloroethane	ug/kg	<12.8	50.0	08/10/22 11:11	
1,1-Dichloroethene	ug/kg	<16.6	50.0	08/10/22 11:11	
1,1-Dichloropropene	ug/kg	<16.2	50.0	08/10/22 11:11	
1,2,3-Trichlorobenzene	ug/kg	<55.7	250	08/10/22 11:11	
1,2,3-Trichloropropane	ug/kg	<24.3	50.0	08/10/22 11:11	
1,2,4-Trichlorobenzene	ug/kg	<41.2	250	08/10/22 11:11	
1,2,4-Trimethylbenzene	ug/kg	<14.9	50.0	08/10/22 11:11	
1,2-Dibromo-3-chloropropane	ug/kg	<38.8	250	08/10/22 11:11	
1,2-Dibromoethane (EDB)	ug/kg	<13.7	50.0	08/10/22 11:11	
1,2-Dichlorobenzene	ug/kg	<15.5	50.0	08/10/22 11:11	
1,2-Dichloroethane	ug/kg	<11.5	50.0	08/10/22 11:11	
1,2-Dichloropropane	ug/kg	<11.9	50.0	08/10/22 11:11	
1,3,5-Trimethylbenzene	ug/kg	<16.1	50.0	08/10/22 11:11	
1,3-Dichlorobenzene	ug/kg	<13.7	50.0	08/10/22 11:11	
1,3-Dichloropropane	ug/kg	<10.9	50.0	08/10/22 11:11	
1,4-Dichlorobenzene	ug/kg	<13.7	50.0	08/10/22 11:11	
2,2-Dichloropropane	ug/kg	<13.5	50.0	08/10/22 11:11	
2-Chlorotoluene	ug/kg	<16.2	50.0	08/10/22 11:11	
4-Chlorotoluene	ug/kg	<19.0	50.0	08/10/22 11:11	
Benzene	ug/kg	<11.9	20.0	08/10/22 11:11	
Bromobenzene	ug/kg	<19.5	50.0	08/10/22 11:11	
Bromochloromethane	ug/kg	<13.7	50.0	08/10/22 11:11	
Bromodichloromethane	ug/kg	<11.9	50.0	08/10/22 11:11	
Bromoform	ug/kg	<220	250	08/10/22 11:11	
Bromomethane	ug/kg	<70.1	250	08/10/22 11:11	
Carbon tetrachloride	ug/kg	<11.0	50.0	08/10/22 11:11	
Chlorobenzene	ug/kg	<6.0	50.0	08/10/22 11:11	
Chloroethane	ug/kg	<21.1	250	08/10/22 11:11	
Chloroform	ug/kg	<35.8	250	08/10/22 11:11	
Chloromethane	ug/kg	<19.0	50.0	08/10/22 11:11	
cis-1,2-Dichloroethene	ug/kg	<10.7	50.0	08/10/22 11:11	
cis-1,3-Dichloropropene	ug/kg	<33.0	250	08/10/22 11:11	
Dibromochloromethane	ug/kg	<171	250	08/10/22 11:11	
Dibromomethane	ug/kg	<14.8	50.0	08/10/22 11:11	
Dichlorodifluoromethane	ug/kg	<21.5	50.0	08/10/22 11:11	
Diisopropyl ether	ug/kg	<12.4	50.0	08/10/22 11:11	

Results presented on this page are in the units indicated by the "Units" column except where an alternate unit is presented to the right of the result.

REPORT OF LABORATORY ANALYSIS

This report shall not be reproduced, except in full,
without the written consent of Pace Analytical Services, LLC.

QUALITY CONTROL DATA

Project: 25222081.00 LAC HARTMEYER

Pace Project No.: 40249226

METHOD BLANK: 2436841

Matrix: Solid

Associated Lab Samples: 40249226005, 40249226007

Parameter	Units	Blank Result	Reporting Limit	Analyzed	Qualifiers
Ethylbenzene	ug/kg	<11.9	50.0	08/10/22 11:11	
Hexachloro-1,3-butadiene	ug/kg	<99.4	250	08/10/22 11:11	
Isopropylbenzene (Cumene)	ug/kg	<13.5	50.0	08/10/22 11:11	
Methyl-tert-butyl ether	ug/kg	<14.7	50.0	08/10/22 11:11	
Methylene Chloride	ug/kg	<13.9	50.0	08/10/22 11:11	
n-Butylbenzene	ug/kg	<22.9	50.0	08/10/22 11:11	
n-Propylbenzene	ug/kg	<12.0	50.0	08/10/22 11:11	
Naphthalene	ug/kg	<15.6	250	08/10/22 11:11	
p-Isopropyltoluene	ug/kg	<15.2	50.0	08/10/22 11:11	
sec-Butylbenzene	ug/kg	<12.2	50.0	08/10/22 11:11	
Styrene	ug/kg	<12.8	50.0	08/10/22 11:11	
tert-Butylbenzene	ug/kg	<15.7	50.0	08/10/22 11:11	
Tetrachloroethene	ug/kg	<19.4	50.0	08/10/22 11:11	
Toluene	ug/kg	<12.6	50.0	08/10/22 11:11	
trans-1,2-Dichloroethene	ug/kg	<10.8	50.0	08/10/22 11:11	
trans-1,3-Dichloropropene	ug/kg	<143	250	08/10/22 11:11	
Trichloroethene	ug/kg	<18.7	50.0	08/10/22 11:11	
Trichlorofluoromethane	ug/kg	<14.5	50.0	08/10/22 11:11	
Vinyl chloride	ug/kg	<10.1	50.0	08/10/22 11:11	
Xylene (Total)	ug/kg	<36.1	150	08/10/22 11:11	
1,2-Dichlorobenzene-d4 (S)	%	102	71-161	08/10/22 11:11	
4-Bromofluorobenzene (S)	%	119	68-156	08/10/22 11:11	
Toluene-d8 (S)	%	98	69-153	08/10/22 11:11	

LABORATORY CONTROL SAMPLE: 2436842

Parameter	Units	Spike Conc.	LCS Result	LCS % Rec	% Rec Limits	Qualifiers
1,1,1,2-Tetrachloroethane	ug/kg	2500	2360	94	70-130	
1,1,1-Trichloroethane	ug/kg	2500	2360	95	70-130	
1,1,2,2-Tetrachloroethane	ug/kg	2500	2460	98	70-130	
1,1,2-Trichloroethane	ug/kg	2500	2500	100	70-130	
1,1-Dichloroethane	ug/kg	2500	2470	99	70-130	
1,1-Dichloroethene	ug/kg	2500	2500	100	77-120	
1,1-Dichloropropene	ug/kg	2500	2480	99	70-130	
1,2,3-Trichlorobenzene	ug/kg	2500	1760	71	70-130	
1,2,3-Trichloropropane	ug/kg	2500	2430	97	70-130	
1,2,4-Trichlorobenzene	ug/kg	2500	1780	71	67-130	
1,2,4-Trimethylbenzene	ug/kg	2500	1960	78	70-130	
1,2-Dibromo-3-chloropropane	ug/kg	2500	2110	84	70-130	
1,2-Dibromoethane (EDB)	ug/kg	2500	2400	96	70-130	
1,2-Dichlorobenzene	ug/kg	2500	2130	85	70-130	
1,2-Dichloroethane	ug/kg	2500	2480	99	70-130	
1,2-Dichloropropane	ug/kg	2500	2420	97	80-123	
1,3,5-Trimethylbenzene	ug/kg	2500	1980	79	70-130	

Results presented on this page are in the units indicated by the "Units" column except where an alternate unit is presented to the right of the result.

REPORT OF LABORATORY ANALYSIS

This report shall not be reproduced, except in full,
without the written consent of Pace Analytical Services, LLC.

QUALITY CONTROL DATA

Project: 25222081.00 LAC HARTMEYER
Pace Project No.: 40249226

LABORATORY CONTROL SAMPLE: 2436842

Parameter	Units	Spike Conc.	LCS Result	LCS % Rec	% Rec Limits	Qualifiers
1,3-Dichlorobenzene	ug/kg	2500	2250	90	70-130	
1,3-Dichloropropane	ug/kg	2500	2470	99	70-130	
1,4-Dichlorobenzene	ug/kg	2500	2150	86	70-130	
2,2-Dichloropropane	ug/kg	2500	2330	93	70-130	
2-Chlorotoluene	ug/kg	2500	2230	89	70-130	
4-Chlorotoluene	ug/kg	2500	2380	95	70-130	
Benzene	ug/kg	2500	2380	95	70-130	
Bromobenzene	ug/kg	2500	2530	101	70-130	
Bromochloromethane	ug/kg	2500	2260	90	70-130	
Bromodichloromethane	ug/kg	2500	2520	101	70-130	
Bromoform	ug/kg	2500	2210	88	60-130	
Bromomethane	ug/kg	2500	2500	100	45-153	
Carbon tetrachloride	ug/kg	2500	2520	101	70-130	
Chlorobenzene	ug/kg	2500	2180	87	70-130	
Chloroethane	ug/kg	2500	2860	114	55-160	
Chloroform	ug/kg	2500	2650	106	80-120	
Chloromethane	ug/kg	2500	1800	72	47-130	
cis-1,2-Dichloroethene	ug/kg	2500	2750	110	70-130	
cis-1,3-Dichloropropene	ug/kg	2500	2590	104	70-130	
Dibromochloromethane	ug/kg	2500	2420	97	70-130	
Dibromomethane	ug/kg	2500	2590	104	70-130	
Dichlorodifluoromethane	ug/kg	2500	1670	67	16-83	
Diisopropyl ether	ug/kg	2500	2260	90	70-130	
Ethylbenzene	ug/kg	2500	2170	87	80-120	
Hexachloro-1,3-butadiene	ug/kg	2500	1860	74	70-130	
Isopropylbenzene (Cumene)	ug/kg	2500	2080	83	70-130	
Methyl-tert-butyl ether	ug/kg	2500	3030	121	65-130	
Methylene Chloride	ug/kg	2500	2120	85	70-130	
n-Butylbenzene	ug/kg	2500	1700	68	70-130 L2	
n-Propylbenzene	ug/kg	2500	2250	90	70-130	
Naphthalene	ug/kg	2500	2000	80	70-130	
p-Isopropyltoluene	ug/kg	2500	1950	78	70-130	
sec-Butylbenzene	ug/kg	2500	2060	82	70-130	
Styrene	ug/kg	2500	2200	88	70-130	
tert-Butylbenzene	ug/kg	2500	2150	86	70-130	
Tetrachloroethene	ug/kg	2500	2170	87	70-130	
Toluene	ug/kg	2500	2240	90	80-120	
trans-1,2-Dichloroethene	ug/kg	2500	2800	112	70-130	
trans-1,3-Dichloropropene	ug/kg	2500	2400	96	70-130	
Trichloroethene	ug/kg	2500	2440	97	70-130	
Trichlorofluoromethane	ug/kg	2500	2280	91	70-130	
Vinyl chloride	ug/kg	2500	2230	89	59-114	
Xylene (Total)	ug/kg	7500	6330	84	70-130	
1,2-Dichlorobenzene-d4 (S)	%			90	71-161	
4-Bromofluorobenzene (S)	%			102	68-156	
Toluene-d8 (S)	%			92	69-153	

Results presented on this page are in the units indicated by the "Units" column except where an alternate unit is presented to the right of the result.

REPORT OF LABORATORY ANALYSIS

This report shall not be reproduced, except in full,
without the written consent of Pace Analytical Services, LLC.

QUALITY CONTROL DATA

Project: 25222081.00 LAC HARTMEYER
Pace Project No.: 40249226

MATRIX SPIKE & MATRIX SPIKE DUPLICATE:		2436844				2436845						
Parameter	Units	MS		MSD		MS		MSD		% Rec Limits	Max RPD	Qual
		40249435002	Spike Conc.	Spike Conc.	Result	Result	% Rec	% Rec				
1,1,1,2-Tetrachloroethane	ug/kg	<17.4	1460	1460	1250	1260	86	87	70-130	1	20	
1,1,1-Trichloroethane	ug/kg	<18.6	1460	1460	1180	1120	81	77	69-130	5	20	
1,1,2,2-Tetrachloroethane	ug/kg	<26.3	1460	1460	1510	1480	104	102	70-130	2	20	
1,1,2-Trichloroethane	ug/kg	<26.5	1460	1460	1430	1360	98	93	70-130	5	20	
1,1-Dichloroethane	ug/kg	<18.6	1460	1460	1380	1340	95	92	70-130	3	20	
1,1-Dichloroethene	ug/kg	<24.1	1460	1460	1230	1190	85	82	55-120	4	22	
1,1-Dichloropropene	ug/kg	<23.6	1460	1460	1300	1260	89	87	66-130	3	20	
1,2,3-Trichlorobenzene	ug/kg	<81.0	1460	1460	1170	1080	81	74	53-130	9	20	
1,2,3-Trichloropropane	ug/kg	<35.3	1460	1460	1370	1290	94	89	70-130	6	20	
1,2,4-Trichlorobenzene	ug/kg	<59.9	1460	1460	1090	1050	75	72	67-130	4	20	
1,2,4-Trimethylbenzene	ug/kg	<21.7	1460	1460	1030	996	71	69	70-130	3	20	M1
1,2-Dibromo-3-chloropropane	ug/kg	<56.4	1460	1460	1200	1080	83	74	70-130	11	22	
1,2-Dibromoethane (EDB)	ug/kg	<19.9	1460	1460	1400	1330	96	92	70-130	5	20	
1,2-Dichlorobenzene	ug/kg	<22.5	1460	1460	1220	1210	84	83	70-130	1	20	
1,2-Dichloroethane	ug/kg	<16.7	1460	1460	1420	1330	98	91	70-130	7	20	
1,2-Dichloropropane	ug/kg	<17.3	1460	1460	1360	1310	93	90	80-123	3	20	
1,3,5-Trimethylbenzene	ug/kg	<23.4	1460	1460	1040	1010	71	69	70-130	3	20	M1
1,3-Dichlorobenzene	ug/kg	<19.9	1460	1460	1250	1280	86	88	70-130	2	20	
1,3-Dichloropropane	ug/kg	<15.8	1460	1460	1380	1350	95	93	70-130	2	20	
1,4-Dichlorobenzene	ug/kg	<19.9	1460	1460	1210	1210	83	83	70-130	0	20	
2,2-Dichloropropane	ug/kg	<19.6	1460	1460	1190	1190	82	82	48-130	0	20	
2-Chlorotoluene	ug/kg	<23.6	1460	1460	1260	1270	87	88	70-130	1	20	
4-Chlorotoluene	ug/kg	<27.6	1460	1460	1390	1350	95	93	70-130	2	20	
Benzene	ug/kg	<17.3	1460	1460	1320	1280	91	88	70-130	4	20	
Bromobenzene	ug/kg	<28.4	1460	1460	1470	1520	101	104	70-130	4	20	
Bromochloromethane	ug/kg	<19.9	1460	1460	1310	1270	90	87	70-130	3	20	
Bromodichloromethane	ug/kg	<17.3	1460	1460	1410	1380	97	95	70-130	2	20	
Bromoform	ug/kg	<320	1460	1460	1140	1150	78	79	60-130	1	20	
Bromomethane	ug/kg	<102	1460	1460	1600	1580	110	109	38-153	1	20	
Carbon tetrachloride	ug/kg	<16.0	1460	1460	1190	1150	82	79	62-130	3	20	
Chlorobenzene	ug/kg	<8.7	1460	1460	1180	1210	81	83	70-130	2	20	
Chloroethane	ug/kg	<30.7	1460	1460	1800	1690	124	116	53-160	7	24	
Chloroform	ug/kg	<52.1	1460	1460	1520	1450	105	100	80-120	5	20	
Chloromethane	ug/kg	<27.6	1460	1460	1260	1210	87	83	10-130	4	20	
cis-1,2-Dichloroethene	ug/kg	<15.6	1460	1460	1500	1530	103	105	70-130	2	20	
cis-1,3-Dichloropropene	ug/kg	<48.0	1460	1460	1400	1370	96	94	70-130	2	20	
Dibromochloromethane	ug/kg	<249	1460	1460	1340	1330	92	92	70-130	0	20	
Dibromomethane	ug/kg	<21.5	1460	1460	1430	1370	98	94	70-130	5	20	
Dichlorodifluoromethane	ug/kg	<31.3	1460	1460	860	824	59	57	10-83	4	31	
Diisopropyl ether	ug/kg	<18.0	1460	1460	1250	1210	86	83	70-130	3	20	
Ethylbenzene	ug/kg	<17.3	1460	1460	1090	1120	75	77	80-120	3	20	M1
Hexachloro-1,3-butadiene	ug/kg	<145	1460	1460	1040	1070	72	73	57-130	3	20	
Isopropylbenzene (Cumene)	ug/kg	<19.6	1460	1460	1070	1070	73	74	70-130	0	20	
Methyl-tert-butyl ether	ug/kg	<21.4	1460	1460	1730	1630	119	112	66-130	6	20	

Results presented on this page are in the units indicated by the "Units" column except where an alternate unit is presented to the right of the result.

REPORT OF LABORATORY ANALYSIS

This report shall not be reproduced, except in full,
without the written consent of Pace Analytical Services, LLC.

QUALITY CONTROL DATA

Project: 25222081.00 LAC HARTMEYER
Pace Project No.: 40249226

Parameter	Units	MATRIX SPIKE & MATRIX SPIKE DUPLICATE: 2436844		2436845		MS Result	MSD Result	MS % Rec	MSD % Rec	% Rec Limits	Max RPD	RPD	Qual
		40249435002 Result	MS Spike Conc.	MSD Spike Conc.									
Methylene Chloride	ug/kg	<20.2	1460	1460	1160	1170	80	80	70-130	0	20		
n-Butylbenzene	ug/kg	<33.3	1460	1460	859	842	59	58	61-130	2	20	M0	
n-Propylbenzene	ug/kg	<17.4	1460	1460	1240	1200	85	83	70-130	3	20		
Naphthalene	ug/kg	<22.7	1460	1460	1270	1120	87	77	62-130	12	20		
p-Isopropyltoluene	ug/kg	<22.1	1460	1460	1020	1010	70	69	62-130	1	20		
sec-Butylbenzene	ug/kg	<17.7	1460	1460	1110	1080	76	74	61-130	3	20		
Styrene	ug/kg	<18.6	1460	1460	1110	1170	77	80	70-130	5	20		
tert-Butylbenzene	ug/kg	<22.8	1460	1460	1180	1170	81	80	70-130	1	20		
Tetrachloroethene	ug/kg	<28.2	1460	1460	1100	1100	76	76	69-130	0	20		
Toluene	ug/kg	<18.3	1460	1460	1220	1210	84	83	79-120	0	20		
trans-1,2-Dichloroethene	ug/kg	<15.7	1460	1460	1510	1430	104	99	70-130	5	20		
trans-1,3-Dichloropropene	ug/kg	<208	1460	1460	1310	1260	90	86	69-130	4	20		
Trichloroethene	ug/kg	<27.2	1460	1460	1310	1280	90	88	70-130	3	20		
Trichlorofluoromethane	ug/kg	<21.1	1460	1460	1110	1020	76	70	50-130	8	22		
Vinyl chloride	ug/kg	<14.7	1460	1460	1340	1250	92	86	26-114	7	20		
Xylene (Total)	ug/kg	<52.5	4370	4370	3310	3420	76	78	70-130	3	20		
1,2-Dichlorobenzene-d4 (S)	%						119	118	71-161				
4-Bromofluorobenzene (S)	%						139	142	68-156				
Toluene-d8 (S)	%						118	120	69-153				

Results presented on this page are in the units indicated by the "Units" column except where an alternate unit is presented to the right of the result.

REPORT OF LABORATORY ANALYSIS

This report shall not be reproduced, except in full,
without the written consent of Pace Analytical Services, LLC.

QUALITY CONTROL DATA

Project: 25222081.00 LAC HARTMEYER

Pace Project No.: 40249226

QC Batch: 422709

Analysis Method: ASTM D2974-87

QC Batch Method: ASTM D2974-87

Analysis Description: Dry Weight/Percent Moisture

Laboratory: Pace Analytical Services - Green Bay

Associated Lab Samples: 40249226001, 40249226003, 40249226004, 40249226006, 40249226007

SAMPLE DUPLICATE: 2434790

Parameter	Units	40249226003 Result	Dup Result	RPD	Max RPD	Qualifiers
Percent Moisture	%	20.0	19.5	3	10	

Results presented on this page are in the units indicated by the "Units" column except where an alternate unit is presented to the right of the result.

REPORT OF LABORATORY ANALYSIS

This report shall not be reproduced, except in full,
without the written consent of Pace Analytical Services, LLC.

QUALITY CONTROL DATA

Project: 25222081.00 LAC HARTMEYER

Pace Project No.: 40249226

QC Batch: 422762

Analysis Method: ASTM D2974-87

QC Batch Method: ASTM D2974-87

Analysis Description: Dry Weight/Percent Moisture

Laboratory: Pace Analytical Services - Green Bay

Associated Lab Samples: 40249226005

SAMPLE DUPLICATE: 2434979

Parameter	Units	40249226005 Result	Dup Result	RPD	Max RPD	Qualifiers
Percent Moisture	%	19.8	20.1	1	10	

Results presented on this page are in the units indicated by the "Units" column except where an alternate unit is presented to the right of the result.

REPORT OF LABORATORY ANALYSIS

This report shall not be reproduced, except in full,
without the written consent of Pace Analytical Services, LLC.

QUALITY CONTROL DATA

Project: 25222081.00 LAC HARTMEYER

Pace Project No.: 40249226

QC Batch: 422780

Analysis Method: ASTM D2974-87

QC Batch Method: ASTM D2974-87

Analysis Description: Dry Weight/Percent Moisture

Laboratory: Pace Analytical Services - Green Bay

Associated Lab Samples: 40249226002

SAMPLE DUPLICATE: 2435052

Parameter	Units	40249226002 Result	Dup Result	RPD	Max RPD	Qualifiers
Percent Moisture	%	18.3	17.9	2	10	

Results presented on this page are in the units indicated by the "Units" column except where an alternate unit is presented to the right of the result.

REPORT OF LABORATORY ANALYSIS

This report shall not be reproduced, except in full,
without the written consent of Pace Analytical Services, LLC.

QUALIFIERS

Project: 25222081.00 LAC HARTMEYER

Pace Project No.: 40249226

DEFINITIONS

DF - Dilution Factor, if reported, represents the factor applied to the reported data due to dilution of the sample aliquot.

ND - Not Detected at or above LOD.

J - Estimated concentration at or above the LOD and below the LOQ.

LOD - Limit of Detection adjusted for dilution factor, percent moisture, initial weight and final volume.

LOQ - Limit of Quantitation adjusted for dilution factor, percent moisture, initial weight and final volume.

S - Surrogate

1,2-Diphenylhydrazine decomposes to and cannot be separated from Azobenzene using Method 8270. The result for each analyte is a combined concentration.

Consistent with EPA guidelines, unrounded data are displayed and have been used to calculate % recovery and RPD values.

LCS(D) - Laboratory Control Sample (Duplicate)

MS(D) - Matrix Spike (Duplicate)

DUP - Sample Duplicate

RPD - Relative Percent Difference

NC - Not Calculable.

SG - Silica Gel - Clean-Up

U - Indicates the compound was analyzed for, but not detected at or above the adjusted LOD.

N-Nitrosodiphenylamine decomposes and cannot be separated from Diphenylamine using Method 8270. The result reported for each analyte is a combined concentration.

Pace Analytical is TNI accredited. Contact your Pace PM for the current list of accredited analytes.

TNI - The NELAC Institute.

ANALYTE QUALIFIERS

- L2 Analyte recovery in the laboratory control sample (LCS) was below QC limits. Results may be biased low.
- M0 Matrix spike recovery and/or matrix spike duplicate recovery was outside laboratory control limits.
- M1 Matrix spike recovery exceeded QC limits. Batch accepted based on laboratory control sample (LCS) recovery.
- S3 Surrogate recovery exceeded laboratory control limits. Analyte presence below reporting limits in associated sample.

REPORT OF LABORATORY ANALYSIS

This report shall not be reproduced, except in full,
without the written consent of Pace Analytical Services, LLC.

QUALITY CONTROL DATA CROSS REFERENCE TABLE

Project: 25222081.00 LAC HARTMEYER

Pace Project No.: 40249226

Lab ID	Sample ID	QC Batch Method	QC Batch	Analytical Method	Analytical Batch
40249226005	GB-105 S1 0-2'	EPA 5035/5030B	423116	EPA 8260	423125
40249226007	GB-107 S1 0-2.5'	EPA 5035/5030B	423116	EPA 8260	423125
40249226001	GB-101 S1 0-2.5'	ASTM D2974-87	422709		
40249226002	GB-102 S1 0-2.5'	ASTM D2974-87	422780		
40249226003	GB-103 S1 0-2.5'	ASTM D2974-87	422709		
40249226004	GB-104 S1 2.5-5'	ASTM D2974-87	422709		
40249226005	GB-105 S1 0-2'	ASTM D2974-87	422762		
40249226006	GB-106 S1 0-3'	ASTM D2974-87	422709		
40249226007	GB-107 S1 0-2.5'	ASTM D2974-87	422709		

REPORT OF LABORATORY ANALYSIS

This report shall not be reproduced, except in full,
without the written consent of Pace Analytical Services, LLC.



CHAIN-OF-CUSTODY Analytical Request Document

Chain-of-Custody is a LEGAL DOCUMENT - Complete all relevant fields

LAB USE ONLY- Affix Workorder/Login Label Here or List Pace Workorder Number or
MTJL Log-in Number Here

40249226

Company: **SCS Engineers** Billing Information: **WI Dane/Madison**

Address: **2830 Dairy Dr. Madison, WI, 53718**

Report To: **Eric Oelkers** Email To: **Eoelkers@scsengineers.com**

Copy To: Site Collection Info/Address:

Customer Project Name/Number: **LAC Hartmeyer/2522208100** State: **WI** County/City: **Dane/Madison** Time Zone Collected: **[] PT [] MT [] CT [] ET**

Phone: **608-224-2870** Site/Facility ID #: Compliance Monitoring? **[] Yes [X] No**

Collected By (print): **Adam Watson** Purchase Order #: DW PWS ID #: DW Location Code:

Collected By (signature): Turnaround Date Required: Immediately Packed on Ice: **[X] Yes [] No**

Sample Disposal: Rush: Field Filtered (if applicable): **[] Yes [] No**

[] Dispose as appropriate [] Return [] Archive: [] Hold: [] 2 Day [] 3 Day [] 4 Day [] 5 Day (Expedite Charges Apply) Analysis:

ALL SHADED AREAS are for LAB USE ONLY

Container Preservative Type ** **GUU** Lab Project Manager:

** Preservative Types: (1) nitric acid, (2) sulfuric acid, (3) hydrochloric acid, (4) sodium hydroxide, (5) zinc acetate, (6) methanol, (7) sodium bisulfate, (8) sodium thiosulfate, (9) hexane, (A) ascorbic acid, (B) ammonium sulfate, (C) ammonium hydroxide, (D) TSP, (U) Unpreserved, (O) Other

Analyses										Lab Profile/Line:
VOC 8260 PAH 8270 Metals										Lab Sample Receipt Checklist:
										Custody Seals Present/Intact Y N NA
										Custody Signatures Present Y N NA
										Collector Signature Present Y N NA
										Bottles Intact Y N NA
										Correct Bottles Y N NA
										Sufficient Volume Y N NA
										Samples Received on Ice Y N NA
										VOA - Headspace Acceptable Y N NA
										USDA Regulated Soils Y N NA
Samples in Holding Time Y N NA										
Residual Chlorine Present Y N NA										
Cl Strips: Y N NA										
Sample pH Acceptable Y N NA										
pH Strips: Y N NA										
Sulfide Present Y N NA										
Lead Acetate Strips: Y N NA										
LAB USE ONLY: Lab Sample # / Comments:										

* Matrix Codes (Insert in Matrix box below): Drinking Water (DW), Ground Water (GW), Wastewater (WW), Product (P), Soil/Solid (SL), Oil (OL), Wipe (WP), Air (AR), Tissue (TS), Bioassay (B), Vapor (V), Other (OT)

Customer Sample ID	Matrix *	Comp / Grab	Collected (or Composite Start)		Composite End		Res Cl	# of Ctns
			Date	Time	Date	Time		
GB-101	SI 0-2.5'	SL	8/1/22	1345				
GB-102	SI 0-2.5'			1450				
GB-103	SI 0-2.5'			1555				
GB-104	SI 2.5-5'			845				
GB-105	SI 0-2'			1000				
GB-106	SI 0-3'			1100				
GB-107	SI 0-2.5'			1205				
ME-108								

X	X	X								001	Hold all samples
X	X	X								002	for possible testing.
X	X	X								003	Will contact if analysis?
X	X	X								004	's needed on soil
X	X	X								005	samples.
X	X	X								006	
X	X	X								007	
X	X	X								008	

Customer Remarks / Special Conditions / Possible Hazards: Type of Ice Used: Wet Blue Dry None SHORT HOLDS PRESENT (<72 hours): Y N N/A

Packing Material Used: Lab Tracking #: **2825736**

Radchem sample(s) screened (<500 cpm): Y N NA Samples received via: FEDEX UPS Client Courier Pace Courier

Lab Sample Temperature Info:

Temp Blank Received: Y N NA

Therm ID#: _____

Cooler 1 Temp Upon Receipt: _____ oC

Cooler 1 Therm Corr. Factor: _____ oC

Cooler 1 Corrected Temp: _____ oC

Comments: **0**

Trip Blank Received: Y N NA

HCL MeOH TSP Other

Non Conformance(s): YES / NO Page: Page 25 of 27

Relinquished by/Company: (Signature) **SCS Engineers** Date/Time: **8/2/22 930** Received by/Company: (Signature) Date/Time:

Relinquished by/Company: (Signature) Date/Time: Received by/Company: (Signature) Date/Time:

Relinquished by/Company: (Signature) Date/Time: Received by/Company: (Signature) Date/Time:

MTJL LAB USE ONLY

Table #: _____

Acctnum: _____

Template: _____

Prelogin: _____

PM: _____

PB: _____

Sample Preservation Receipt Form

Client Name: SCS Engineers

Project # 40249226

All containers needing preservation have been checked and noted below: Yes No N/A

Initial when completed:

Date/Time:

Lab Lot# of pH paper:

Lab Std #ID of preservation (if pH adjusted):

Pace Lab #	Glass							Plastic					Vials					Jars				General			VOA Vials (>6mm) *	H2SO4 pH ≤2	NaOH+Zn Act pH ≥9	NaOH pH ≥12	HNO3 pH ≤2	pH after adjusted	Volume (mL)								
	AG1U	BG1U	AG1H	AG4S	AG4U	AG5U	AG2S	BG3U	BP1U	BP3U	BP3B	BP3N	BP3S	VG9A	DG9T	VG9U	VG9H	VG9M	VG9D	JGFU	JG9U	WGFU	WPFU	SP5T								ZPLC	GN						
001																																							2.5 / 5 / 10
002																																							2.5 / 5 / 10
003																																							2.5 / 5 / 10
004																																							2.5 / 5 / 10
005																																							2.5 / 5 / 10
006																																							2.5 / 5 / 10
007																																							2.5 / 5 / 10
008																																							2.5 / 5 / 10
009																																							2.5 / 5 / 10
010																																							2.5 / 5 / 10
011																																							2.5 / 5 / 10
012																																							2.5 / 5 / 10
013																																							2.5 / 5 / 10
014																																							2.5 / 5 / 10
015																																							2.5 / 5 / 10
016																																							2.5 / 5 / 10
017																																							2.5 / 5 / 10
018																																							2.5 / 5 / 10
019																																							2.5 / 5 / 10
020																																							2.5 / 5 / 10

8/3/22 NK

Exceptions to preservation check: VOA, Coliform, TOC, TOX, TOH, O&G, WI DRO, Phenolics, Other: _____ Headspace in VOA Vials (>6mm): Yes No N/A *If yes look in headspace column

AG1U	1 liter amber glass	BP1U	1 liter plastic unpres	VG9A	40 mL clear ascorbic	JGFU	4 oz amber jar unpres
BG1U	1 liter clear glass	BP3U	250 mL plastic unpres	DG9T	40 mL amber Na Thio	JG9U	9 oz amber jar unpres
AG1H	1 liter amber glass HCL	BP3B	250 mL plastic NaOH	VG9U	40 mL clear vial unpres	WGFU	4 oz clear jar unpres
AG4S	125 mL amber glass H2SO4	BP3N	250 mL plastic HNO3	VG9H	40 mL clear vial HCL	WPFU	4 oz plastic jar unpres
AG4U	120 mL amber glass unpres	BP3S	250 mL plastic H2SO4	VG9M	40 mL clear vial MeOH	SP5T	120 mL plastic Na Thiosulfate
AG5U	100 mL amber glass unpres			VG9D	40 mL clear vial DI	ZPLC	ziploc bag
AG2S	500 mL amber glass H2SO4					GN	
BG3U	250 mL clear glass unpres						

Sample Condition Upon Receipt Form (SCUR)

Client Name: SCS Engineers

Project #:

WO# : 40249226

Courier: CS Logistics Fed Ex Speedee UPS Waltco
 Client Pace Other: _____



Tracking #: _____

Custody Seal on Cooler/Box Present: yes no Seals intact: yes no

Custody Seal on Samples Present: yes no Seals intact: yes no

Packing Material: Bubble Wrap Bubble Bags None Other

Thermometer Used SR - 98 Type of Ice: Wet Blue Dry None

Samples on ice, cooling process has begun

Cooler Temperature Uncorr: 2.5 /Corr: 2.5

Temp Blank Present: yes no

Biological Tissue is Frozen: yes no

Person examining contents:

Date: 8/3/22 /Initials: NK

Temp should be above freezing to 6°C.

Biota Samples may be received at ≤ 0°C if shipped on Dry Ice.

Labeled By Initials: MP

Chain of Custody Present:	<input checked="" type="checkbox"/> Yes <input type="checkbox"/> No <input type="checkbox"/> N/A	1.
Chain of Custody Filled Out:	<input type="checkbox"/> Yes <input checked="" type="checkbox"/> No <input type="checkbox"/> N/A	2. <u>pg. #</u>
Chain of Custody Relinquished:	<input checked="" type="checkbox"/> Yes <input type="checkbox"/> No <input type="checkbox"/> N/A	3.
Sampler Name & Signature on COC:	<input checked="" type="checkbox"/> Yes <input type="checkbox"/> No <input type="checkbox"/> N/A	4.
Samples Arrived within Hold Time:	<input checked="" type="checkbox"/> Yes <input type="checkbox"/> No	5.
- VOA Samples frozen upon receipt	<input type="checkbox"/> Yes <input type="checkbox"/> No	Date/Time:
Short Hold Time Analysis (<72hr):	<input type="checkbox"/> Yes <input checked="" type="checkbox"/> No	6.
Rush Turn Around Time Requested:	<input type="checkbox"/> Yes <input checked="" type="checkbox"/> No	7.
Sufficient Volume:		8.
For Analysis: <input checked="" type="checkbox"/> Yes <input type="checkbox"/> No MS/MSD: <input type="checkbox"/> Yes <input checked="" type="checkbox"/> No <input type="checkbox"/> N/A		
Correct Containers Used:	<input checked="" type="checkbox"/> Yes <input type="checkbox"/> No	9.
-Pace Containers Used:	<input checked="" type="checkbox"/> Yes <input type="checkbox"/> No <input type="checkbox"/> N/A	
-Pace IR Containers Used:	<input type="checkbox"/> Yes <input type="checkbox"/> No <input checked="" type="checkbox"/> N/A	
Containers Intact:	<input checked="" type="checkbox"/> Yes <input type="checkbox"/> No	10.
Filtered volume received for Dissolved tests	<input type="checkbox"/> Yes <input type="checkbox"/> No <input checked="" type="checkbox"/> N/A	11.
Sample Labels match COC:	<input checked="" type="checkbox"/> Yes <input type="checkbox"/> No <input type="checkbox"/> N/A	12.
-Includes date/time/ID/Analysis Matrix: <u>S</u>		
Trip Blank Present:	<input type="checkbox"/> Yes <input type="checkbox"/> No <input checked="" type="checkbox"/> N/A	13.
Trip Blank Custody Seals Present	<input type="checkbox"/> Yes <input type="checkbox"/> No <input checked="" type="checkbox"/> N/A	
Pace Trip Blank Lot # (if purchased):		

Client Notification/ Resolution:

If checked, see attached form for additional comments

Person Contacted: _____ Date/Time: _____

Comments/ Resolution: _____

PM Review is documented electronically in LIMs. By releasing the project, the PM acknowledges they have reviewed the sample login

September 15, 2022

Eric Oelkers
SCS ENGINEERS
2830 Dairy Drive
Madison, WI 53718

RE: Project: 25222081 HARTMEYER
Pace Project No.: 40251086

Dear Eric Oelkers:

Enclosed are the analytical results for sample(s) received by the laboratory on September 08, 2022. The results relate only to the samples included in this report. Results reported herein conform to the applicable TNI/NELAC Standards and the laboratory's Quality Manual, where applicable, unless otherwise noted in the body of the report.

The test results provided in this final report were generated by each of the following laboratories within the Pace Network:

- Pace Analytical Services - Green Bay

Revised Report: The VOC's have been expanded to the correct list.

If you have any questions concerning this report, please feel free to contact me.

Sincerely,



Dan Milewsky
dan.milewsky@pacelabs.com
(920)469-2436
Project Manager

Enclosures



REPORT OF LABORATORY ANALYSIS

This report shall not be reproduced, except in full,
without the written consent of Pace Analytical Services, LLC.

CERTIFICATIONS

Project: 25222081 HARTMEYER

Pace Project No.: 40251086

Pace Analytical Services Green Bay

1241 Bellevue Street, Green Bay, WI 54302

Florida/NELAP Certification #: E87948

Illinois Certification #: 200050

Kentucky UST Certification #: 82

Louisiana Certification #: 04168

Minnesota Certification #: 055-999-334

New York Certification #: 12064

North Dakota Certification #: R-150

Virginia VELAP ID: 460263

South Carolina Certification #: 83006001

Texas Certification #: T104704529-14-1

Wisconsin Certification #: 405132750

Wisconsin DATCP Certification #: 105-444

USDA Soil Permit #: P330-16-00157

Federal Fish & Wildlife Permit #: LE51774A-0

REPORT OF LABORATORY ANALYSIS

This report shall not be reproduced, except in full,
without the written consent of Pace Analytical Services, LLC.

SAMPLE SUMMARY

Project: 25222081 HARTMEYER

Pace Project No.: 40251086

Lab ID	Sample ID	Matrix	Date Collected	Date Received
40251086001	GB-107	Water	09/06/22 15:50	09/08/22 09:50
40251086002	TB	Water	09/06/22 00:00	09/08/22 09:50

REPORT OF LABORATORY ANALYSIS

This report shall not be reproduced, except in full,
without the written consent of Pace Analytical Services, LLC.

SAMPLE ANALYTE COUNT

Project: 25222081 HARTMEYER
Pace Project No.: 40251086

Lab ID	Sample ID	Method	Analysts	Analytes Reported	Laboratory
40251086001	GB-107	EPA 8260	EIB	63	PASI-G
40251086002	TB	EPA 8260	EIB	63	PASI-G

PASI-G = Pace Analytical Services - Green Bay

REPORT OF LABORATORY ANALYSIS

This report shall not be reproduced, except in full,
without the written consent of Pace Analytical Services, LLC.

SUMMARY OF DETECTION

Project: 25222081 HARTMEYER

Pace Project No.: 40251086

Lab Sample ID Method	Client Sample ID Parameters	Result	Units	Report Limit	Analyzed	Qualifiers
40251086001 EPA 8260	GB-107 cis-1,2-Dichloroethene	1.0	ug/L	1.0	09/09/22 16:59	

REPORT OF LABORATORY ANALYSIS

This report shall not be reproduced, except in full,
without the written consent of Pace Analytical Services, LLC.

ANALYTICAL RESULTS

Project: 25222081 HARTMEYER

Pace Project No.: 40251086

Sample: GB-107 **Lab ID: 40251086001** Collected: 09/06/22 15:50 Received: 09/08/22 09:50 Matrix: Water

Parameters	Results	Units	LOQ	LOD	DF	Prepared	Analyzed	CAS No.	Qual
8260 MSV									
Analytical Method: EPA 8260									
Pace Analytical Services - Green Bay									
Benzene	<0.30	ug/L	1.0	0.30	1		09/09/22 16:59	71-43-2	
Bromobenzene	<0.36	ug/L	1.0	0.36	1		09/09/22 16:59	108-86-1	
Bromochloromethane	<0.36	ug/L	5.0	0.36	1		09/09/22 16:59	74-97-5	
Bromodichloromethane	<0.42	ug/L	1.0	0.42	1		09/09/22 16:59	75-27-4	
Bromoform	<3.8	ug/L	5.0	3.8	1		09/09/22 16:59	75-25-2	
Bromomethane	<1.2	ug/L	5.0	1.2	1		09/09/22 16:59	74-83-9	
2-Butanone (MEK)	<6.5	ug/L	25.0	6.5	1		09/09/22 16:59	78-93-3	
n-Butylbenzene	<0.86	ug/L	1.0	0.86	1		09/09/22 16:59	104-51-8	
sec-Butylbenzene	<0.42	ug/L	1.0	0.42	1		09/09/22 16:59	135-98-8	
tert-Butylbenzene	<0.59	ug/L	1.0	0.59	1		09/09/22 16:59	98-06-6	
Carbon tetrachloride	<0.37	ug/L	1.0	0.37	1		09/09/22 16:59	56-23-5	
Chlorobenzene	<0.86	ug/L	1.0	0.86	1		09/09/22 16:59	108-90-7	
Chloroethane	<1.4	ug/L	5.0	1.4	1		09/09/22 16:59	75-00-3	
Chloroform	<1.2	ug/L	5.0	1.2	1		09/09/22 16:59	67-66-3	
Chloromethane	<1.6	ug/L	5.0	1.6	1		09/09/22 16:59	74-87-3	
2-Chlorotoluene	<0.89	ug/L	5.0	0.89	1		09/09/22 16:59	95-49-8	
4-Chlorotoluene	<0.89	ug/L	5.0	0.89	1		09/09/22 16:59	106-43-4	
1,2-Dibromo-3-chloropropane	<2.4	ug/L	5.0	2.4	1		09/09/22 16:59	96-12-8	
Dibromochloromethane	<2.6	ug/L	5.0	2.6	1		09/09/22 16:59	124-48-1	
1,2-Dibromoethane (EDB)	<0.31	ug/L	1.0	0.31	1		09/09/22 16:59	106-93-4	
Dibromomethane	<0.99	ug/L	5.0	0.99	1		09/09/22 16:59	74-95-3	
1,2-Dichlorobenzene	<0.33	ug/L	1.0	0.33	1		09/09/22 16:59	95-50-1	
1,3-Dichlorobenzene	<0.35	ug/L	1.0	0.35	1		09/09/22 16:59	541-73-1	
1,4-Dichlorobenzene	<0.89	ug/L	1.0	0.89	1		09/09/22 16:59	106-46-7	
Dichlorodifluoromethane	<0.46	ug/L	5.0	0.46	1		09/09/22 16:59	75-71-8	
1,1-Dichloroethane	<0.30	ug/L	1.0	0.30	1		09/09/22 16:59	75-34-3	
1,2-Dichloroethane	<0.29	ug/L	1.0	0.29	1		09/09/22 16:59	107-06-2	
1,1-Dichloroethene	<0.58	ug/L	1.0	0.58	1		09/09/22 16:59	75-35-4	
cis-1,2-Dichloroethene	1.0	ug/L	1.0	0.47	1		09/09/22 16:59	156-59-2	
trans-1,2-Dichloroethene	<0.53	ug/L	1.0	0.53	1		09/09/22 16:59	156-60-5	
1,2-Dichloropropane	<0.45	ug/L	1.0	0.45	1		09/09/22 16:59	78-87-5	
1,3-Dichloropropane	<0.30	ug/L	1.0	0.30	1		09/09/22 16:59	142-28-9	
2,2-Dichloropropane	<4.2	ug/L	5.0	4.2	1		09/09/22 16:59	594-20-7	
1,1-Dichloropropene	<0.41	ug/L	1.0	0.41	1		09/09/22 16:59	563-58-6	
cis-1,3-Dichloropropene	<0.36	ug/L	1.0	0.36	1		09/09/22 16:59	10061-01-5	
trans-1,3-Dichloropropene	<3.5	ug/L	5.0	3.5	1		09/09/22 16:59	10061-02-6	
Ethylbenzene	<0.33	ug/L	1.0	0.33	1		09/09/22 16:59	100-41-4	
Hexachloro-1,3-butadiene	<2.7	ug/L	5.0	2.7	1		09/09/22 16:59	87-68-3	
Isopropylbenzene (Cumene)	<1.0	ug/L	5.0	1.0	1		09/09/22 16:59	98-82-8	
p-Isopropyltoluene	<1.0	ug/L	5.0	1.0	1		09/09/22 16:59	99-87-6	
Methylene Chloride	<0.32	ug/L	5.0	0.32	1		09/09/22 16:59	75-09-2	
Methyl-tert-butyl ether	<1.1	ug/L	5.0	1.1	1		09/09/22 16:59	1634-04-4	
Naphthalene	<1.1	ug/L	5.0	1.1	1		09/09/22 16:59	91-20-3	
n-Propylbenzene	<0.35	ug/L	1.0	0.35	1		09/09/22 16:59	103-65-1	
Styrene	<0.36	ug/L	1.0	0.36	1		09/09/22 16:59	100-42-5	

REPORT OF LABORATORY ANALYSIS

This report shall not be reproduced, except in full,
without the written consent of Pace Analytical Services, LLC.

ANALYTICAL RESULTS

Project: 25222081 HARTMEYER

Pace Project No.: 40251086

Sample: GB-107 **Lab ID: 40251086001** Collected: 09/06/22 15:50 Received: 09/08/22 09:50 Matrix: Water

Parameters	Results	Units	LOQ	LOD	DF	Prepared	Analyzed	CAS No.	Qual
8260 MSV									
Analytical Method: EPA 8260									
Pace Analytical Services - Green Bay									
1,1,1,2-Tetrachloroethane	<0.36	ug/L	1.0	0.36	1		09/09/22 16:59	630-20-6	
1,1,1,2-Tetrachloroethane	<0.38	ug/L	1.0	0.38	1		09/09/22 16:59	79-34-5	
Tetrachloroethene	<0.41	ug/L	1.0	0.41	1		09/09/22 16:59	127-18-4	
Toluene	<0.29	ug/L	1.0	0.29	1		09/09/22 16:59	108-88-3	
1,2,3-Trichlorobenzene	<1.0	ug/L	5.0	1.0	1		09/09/22 16:59	87-61-6	
1,2,4-Trichlorobenzene	<0.95	ug/L	5.0	0.95	1		09/09/22 16:59	120-82-1	
1,1,1-Trichloroethane	<0.30	ug/L	1.0	0.30	1		09/09/22 16:59	71-55-6	
1,1,2-Trichloroethane	<0.34	ug/L	5.0	0.34	1		09/09/22 16:59	79-00-5	
Trichloroethene	<0.32	ug/L	1.0	0.32	1		09/09/22 16:59	79-01-6	
Trichlorofluoromethane	<0.42	ug/L	1.0	0.42	1		09/09/22 16:59	75-69-4	
1,2,3-Trichloropropane	<0.56	ug/L	5.0	0.56	1		09/09/22 16:59	96-18-4	
1,2,4-Trimethylbenzene	<0.45	ug/L	1.0	0.45	1		09/09/22 16:59	95-63-6	
1,3,5-Trimethylbenzene	<0.36	ug/L	1.0	0.36	1		09/09/22 16:59	108-67-8	
Vinyl chloride	<0.17	ug/L	1.0	0.17	1		09/09/22 16:59	75-01-4	
Xylene (Total)	<1.0	ug/L	3.0	1.0	1		09/09/22 16:59	1330-20-7	
Surrogates									
4-Bromofluorobenzene (S)	110	%	70-130		1		09/09/22 16:59	460-00-4	
1,2-Dichlorobenzene-d4 (S)	105	%	70-130		1		09/09/22 16:59	2199-69-1	
Toluene-d8 (S)	100	%	70-130		1		09/09/22 16:59	2037-26-5	

REPORT OF LABORATORY ANALYSIS

This report shall not be reproduced, except in full,
without the written consent of Pace Analytical Services, LLC.

ANALYTICAL RESULTS

Project: 25222081 HARTMEYER

Pace Project No.: 40251086

Sample: TB **Lab ID: 40251086002** Collected: 09/06/22 00:00 Received: 09/08/22 09:50 Matrix: Water

Parameters	Results	Units	LOQ	LOD	DF	Prepared	Analyzed	CAS No.	Qual
8260 MSV									
Analytical Method: EPA 8260									
Pace Analytical Services - Green Bay									
Benzene	<0.30	ug/L	1.0	0.30	1		09/09/22 11:48	71-43-2	
Bromobenzene	<0.36	ug/L	1.0	0.36	1		09/09/22 11:48	108-86-1	
Bromochloromethane	<0.36	ug/L	5.0	0.36	1		09/09/22 11:48	74-97-5	
Bromodichloromethane	<0.42	ug/L	1.0	0.42	1		09/09/22 11:48	75-27-4	
Bromoform	<3.8	ug/L	5.0	3.8	1		09/09/22 11:48	75-25-2	
Bromomethane	<1.2	ug/L	5.0	1.2	1		09/09/22 11:48	74-83-9	
2-Butanone (MEK)	<6.5	ug/L	25.0	6.5	1		09/09/22 11:48	78-93-3	
n-Butylbenzene	<0.86	ug/L	1.0	0.86	1		09/09/22 11:48	104-51-8	
sec-Butylbenzene	<0.42	ug/L	1.0	0.42	1		09/09/22 11:48	135-98-8	
tert-Butylbenzene	<0.59	ug/L	1.0	0.59	1		09/09/22 11:48	98-06-6	
Carbon tetrachloride	<0.37	ug/L	1.0	0.37	1		09/09/22 11:48	56-23-5	
Chlorobenzene	<0.86	ug/L	1.0	0.86	1		09/09/22 11:48	108-90-7	
Chloroethane	<1.4	ug/L	5.0	1.4	1		09/09/22 11:48	75-00-3	
Chloroform	<1.2	ug/L	5.0	1.2	1		09/09/22 11:48	67-66-3	
Chloromethane	<1.6	ug/L	5.0	1.6	1		09/09/22 11:48	74-87-3	
2-Chlorotoluene	<0.89	ug/L	5.0	0.89	1		09/09/22 11:48	95-49-8	
4-Chlorotoluene	<0.89	ug/L	5.0	0.89	1		09/09/22 11:48	106-43-4	
1,2-Dibromo-3-chloropropane	<2.4	ug/L	5.0	2.4	1		09/09/22 11:48	96-12-8	
Dibromochloromethane	<2.6	ug/L	5.0	2.6	1		09/09/22 11:48	124-48-1	
1,2-Dibromoethane (EDB)	<0.31	ug/L	1.0	0.31	1		09/09/22 11:48	106-93-4	
Dibromomethane	<0.99	ug/L	5.0	0.99	1		09/09/22 11:48	74-95-3	
1,2-Dichlorobenzene	<0.33	ug/L	1.0	0.33	1		09/09/22 11:48	95-50-1	
1,3-Dichlorobenzene	<0.35	ug/L	1.0	0.35	1		09/09/22 11:48	541-73-1	
1,4-Dichlorobenzene	<0.89	ug/L	1.0	0.89	1		09/09/22 11:48	106-46-7	
Dichlorodifluoromethane	<0.46	ug/L	5.0	0.46	1		09/09/22 11:48	75-71-8	
1,1-Dichloroethane	<0.30	ug/L	1.0	0.30	1		09/09/22 11:48	75-34-3	
1,2-Dichloroethane	<0.29	ug/L	1.0	0.29	1		09/09/22 11:48	107-06-2	
1,1-Dichloroethene	<0.58	ug/L	1.0	0.58	1		09/09/22 11:48	75-35-4	
cis-1,2-Dichloroethene	<0.47	ug/L	1.0	0.47	1		09/09/22 11:48	156-59-2	
trans-1,2-Dichloroethene	<0.53	ug/L	1.0	0.53	1		09/09/22 11:48	156-60-5	
1,2-Dichloropropane	<0.45	ug/L	1.0	0.45	1		09/09/22 11:48	78-87-5	
1,3-Dichloropropane	<0.30	ug/L	1.0	0.30	1		09/09/22 11:48	142-28-9	
2,2-Dichloropropane	<4.2	ug/L	5.0	4.2	1		09/09/22 11:48	594-20-7	
1,1-Dichloropropene	<0.41	ug/L	1.0	0.41	1		09/09/22 11:48	563-58-6	
cis-1,3-Dichloropropene	<0.36	ug/L	1.0	0.36	1		09/09/22 11:48	10061-01-5	
trans-1,3-Dichloropropene	<3.5	ug/L	5.0	3.5	1		09/09/22 11:48	10061-02-6	
Ethylbenzene	<0.33	ug/L	1.0	0.33	1		09/09/22 11:48	100-41-4	
Hexachloro-1,3-butadiene	<2.7	ug/L	5.0	2.7	1		09/09/22 11:48	87-68-3	
Isopropylbenzene (Cumene)	<1.0	ug/L	5.0	1.0	1		09/09/22 11:48	98-82-8	
p-Isopropyltoluene	<1.0	ug/L	5.0	1.0	1		09/09/22 11:48	99-87-6	
Methylene Chloride	<0.32	ug/L	5.0	0.32	1		09/09/22 11:48	75-09-2	
Methyl-tert-butyl ether	<1.1	ug/L	5.0	1.1	1		09/09/22 11:48	1634-04-4	
Naphthalene	<1.1	ug/L	5.0	1.1	1		09/09/22 11:48	91-20-3	
n-Propylbenzene	<0.35	ug/L	1.0	0.35	1		09/09/22 11:48	103-65-1	
Styrene	<0.36	ug/L	1.0	0.36	1		09/09/22 11:48	100-42-5	

REPORT OF LABORATORY ANALYSIS

This report shall not be reproduced, except in full,
without the written consent of Pace Analytical Services, LLC.

ANALYTICAL RESULTS

Project: 25222081 HARTMEYER

Pace Project No.: 40251086

Sample: TB **Lab ID: 40251086002** Collected: 09/06/22 00:00 Received: 09/08/22 09:50 Matrix: Water

Parameters	Results	Units	LOQ	LOD	DF	Prepared	Analyzed	CAS No.	Qual
8260 MSV		Analytical Method: EPA 8260 Pace Analytical Services - Green Bay							
1,1,1,2-Tetrachloroethane	<0.36	ug/L	1.0	0.36	1		09/09/22 11:48	630-20-6	
1,1,1,2-Tetrachloroethane	<0.38	ug/L	1.0	0.38	1		09/09/22 11:48	79-34-5	
Tetrachloroethene	<0.41	ug/L	1.0	0.41	1		09/09/22 11:48	127-18-4	
Toluene	<0.29	ug/L	1.0	0.29	1		09/09/22 11:48	108-88-3	
1,2,3-Trichlorobenzene	<1.0	ug/L	5.0	1.0	1		09/09/22 11:48	87-61-6	
1,2,4-Trichlorobenzene	<0.95	ug/L	5.0	0.95	1		09/09/22 11:48	120-82-1	
1,1,1-Trichloroethane	<0.30	ug/L	1.0	0.30	1		09/09/22 11:48	71-55-6	
1,1,2-Trichloroethane	<0.34	ug/L	5.0	0.34	1		09/09/22 11:48	79-00-5	
Trichloroethene	<0.32	ug/L	1.0	0.32	1		09/09/22 11:48	79-01-6	
Trichlorofluoromethane	<0.42	ug/L	1.0	0.42	1		09/09/22 11:48	75-69-4	
1,2,3-Trichloropropane	<0.56	ug/L	5.0	0.56	1		09/09/22 11:48	96-18-4	
1,2,4-Trimethylbenzene	<0.45	ug/L	1.0	0.45	1		09/09/22 11:48	95-63-6	
1,3,5-Trimethylbenzene	<0.36	ug/L	1.0	0.36	1		09/09/22 11:48	108-67-8	
Vinyl chloride	<0.17	ug/L	1.0	0.17	1		09/09/22 11:48	75-01-4	
Xylene (Total)	<1.0	ug/L	3.0	1.0	1		09/09/22 11:48	1330-20-7	
Surrogates									
4-Bromofluorobenzene (S)	112	%	70-130		1		09/09/22 11:48	460-00-4	
1,2-Dichlorobenzene-d4 (S)	104	%	70-130		1		09/09/22 11:48	2199-69-1	
Toluene-d8 (S)	98	%	70-130		1		09/09/22 11:48	2037-26-5	

REPORT OF LABORATORY ANALYSIS

This report shall not be reproduced, except in full,
without the written consent of Pace Analytical Services, LLC.

QUALITY CONTROL DATA

Project: 25222081 HARTMEYER
Pace Project No.: 40251086

QC Batch: 425513 Analysis Method: EPA 8260
QC Batch Method: EPA 8260 Analysis Description: 8260 MSV
Laboratory: Pace Analytical Services - Green Bay

Associated Lab Samples: 40251086001, 40251086002

METHOD BLANK: 2450444 Matrix: Water
Associated Lab Samples: 40251086001, 40251086002

Parameter	Units	Blank Result	Reporting Limit	Analyzed	Qualifiers
1,1,1,2-Tetrachloroethane	ug/L	<0.36	1.0	09/09/22 09:22	
1,1,1-Trichloroethane	ug/L	<0.30	1.0	09/09/22 09:22	
1,1,2,2-Tetrachloroethane	ug/L	<0.38	1.0	09/09/22 09:22	
1,1,2-Trichloroethane	ug/L	<0.34	5.0	09/09/22 09:22	
1,1-Dichloroethane	ug/L	<0.30	1.0	09/09/22 09:22	
1,1-Dichloroethene	ug/L	<0.58	1.0	09/09/22 09:22	
1,1-Dichloropropene	ug/L	<0.41	1.0	09/09/22 09:22	
1,2,3-Trichlorobenzene	ug/L	<1.0	5.0	09/09/22 09:22	
1,2,3-Trichloropropane	ug/L	<0.56	5.0	09/09/22 09:22	
1,2,4-Trichlorobenzene	ug/L	<0.95	5.0	09/09/22 09:22	
1,2,4-Trimethylbenzene	ug/L	<0.45	1.0	09/09/22 09:22	
1,2-Dibromo-3-chloropropane	ug/L	<2.4	5.0	09/09/22 09:22	
1,2-Dibromoethane (EDB)	ug/L	<0.31	1.0	09/09/22 09:22	
1,2-Dichlorobenzene	ug/L	<0.33	1.0	09/09/22 09:22	
1,2-Dichloroethane	ug/L	<0.29	1.0	09/09/22 09:22	
1,2-Dichloropropane	ug/L	<0.45	1.0	09/09/22 09:22	
1,3,5-Trimethylbenzene	ug/L	<0.36	1.0	09/09/22 09:22	
1,3-Dichlorobenzene	ug/L	<0.35	1.0	09/09/22 09:22	
1,3-Dichloropropane	ug/L	<0.30	1.0	09/09/22 09:22	
1,4-Dichlorobenzene	ug/L	<0.89	1.0	09/09/22 09:22	
2,2-Dichloropropane	ug/L	<4.2	5.0	09/09/22 09:22	
2-Butanone (MEK)	ug/L	<6.5	25.0	09/09/22 09:22	
2-Chlorotoluene	ug/L	<0.89	5.0	09/09/22 09:22	
4-Chlorotoluene	ug/L	<0.89	5.0	09/09/22 09:22	
Benzene	ug/L	<0.30	1.0	09/09/22 09:22	
Bromobenzene	ug/L	<0.36	1.0	09/09/22 09:22	
Bromochloromethane	ug/L	<0.36	5.0	09/09/22 09:22	
Bromodichloromethane	ug/L	<0.42	1.0	09/09/22 09:22	
Bromoform	ug/L	<3.8	5.0	09/09/22 09:22	
Bromomethane	ug/L	<1.2	5.0	09/09/22 09:22	
Carbon tetrachloride	ug/L	<0.37	1.0	09/09/22 09:22	
Chlorobenzene	ug/L	<0.86	1.0	09/09/22 09:22	
Chloroethane	ug/L	<1.4	5.0	09/09/22 09:22	
Chloroform	ug/L	<1.2	5.0	09/09/22 09:22	
Chloromethane	ug/L	<1.6	5.0	09/09/22 09:22	
cis-1,2-Dichloroethene	ug/L	<0.47	1.0	09/09/22 09:22	
cis-1,3-Dichloropropene	ug/L	<0.36	1.0	09/09/22 09:22	
Dibromochloromethane	ug/L	<2.6	5.0	09/09/22 09:22	
Dibromomethane	ug/L	<0.99	5.0	09/09/22 09:22	
Dichlorodifluoromethane	ug/L	<0.46	5.0	09/09/22 09:22	

Results presented on this page are in the units indicated by the "Units" column except where an alternate unit is presented to the right of the result.

REPORT OF LABORATORY ANALYSIS

This report shall not be reproduced, except in full,
without the written consent of Pace Analytical Services, LLC.

QUALITY CONTROL DATA

Project: 25222081 HARTMEYER

Pace Project No.: 40251086

METHOD BLANK: 2450444

Matrix: Water

Associated Lab Samples: 40251086001, 40251086002

Parameter	Units	Blank Result	Reporting Limit	Analyzed	Qualifiers
Ethylbenzene	ug/L	<0.33	1.0	09/09/22 09:22	
Hexachloro-1,3-butadiene	ug/L	<2.7	5.0	09/09/22 09:22	
Isopropylbenzene (Cumene)	ug/L	<1.0	5.0	09/09/22 09:22	
Methyl-tert-butyl ether	ug/L	<1.1	5.0	09/09/22 09:22	
Methylene Chloride	ug/L	<0.32	5.0	09/09/22 09:22	
n-Butylbenzene	ug/L	<0.86	1.0	09/09/22 09:22	
n-Propylbenzene	ug/L	<0.35	1.0	09/09/22 09:22	
Naphthalene	ug/L	<1.1	5.0	09/09/22 09:22	
p-Isopropyltoluene	ug/L	<1.0	5.0	09/09/22 09:22	
sec-Butylbenzene	ug/L	<0.42	1.0	09/09/22 09:22	
Styrene	ug/L	<0.36	1.0	09/09/22 09:22	
tert-Butylbenzene	ug/L	<0.59	1.0	09/09/22 09:22	
Tetrachloroethene	ug/L	<0.41	1.0	09/09/22 09:22	
Toluene	ug/L	<0.29	1.0	09/09/22 09:22	
trans-1,2-Dichloroethene	ug/L	<0.53	1.0	09/09/22 09:22	
trans-1,3-Dichloropropene	ug/L	<3.5	5.0	09/09/22 09:22	
Trichloroethene	ug/L	<0.32	1.0	09/09/22 09:22	
Trichlorofluoromethane	ug/L	<0.42	1.0	09/09/22 09:22	
Vinyl chloride	ug/L	<0.17	1.0	09/09/22 09:22	
1,2-Dichlorobenzene-d4 (S)	%	104	70-130	09/09/22 09:22	
4-Bromofluorobenzene (S)	%	110	70-130	09/09/22 09:22	
Toluene-d8 (S)	%	99	70-130	09/09/22 09:22	

LABORATORY CONTROL SAMPLE: 2450445

Parameter	Units	Spike Conc.	LCS Result	LCS % Rec	% Rec Limits	Qualifiers
1,1,1-Trichloroethane	ug/L	50	52.6	105	70-134	
1,1,2,2-Tetrachloroethane	ug/L	50	52.1	104	69-130	
1,1,2-Trichloroethane	ug/L	50	45.1	90	70-130	
1,1-Dichloroethane	ug/L	50	51.3	103	70-130	
1,1-Dichloroethene	ug/L	50	46.5	93	74-131	
1,2,4-Trichlorobenzene	ug/L	50	50.2	100	68-130	
1,2-Dibromo-3-chloropropane	ug/L	50	52.2	104	64-137	
1,2-Dibromoethane (EDB)	ug/L	50	46.3	93	70-130	
1,2-Dichlorobenzene	ug/L	50	53.8	108	70-130	
1,2-Dichloroethane	ug/L	50	50.8	102	70-137	
1,2-Dichloropropane	ug/L	50	51.5	103	80-121	
1,3-Dichlorobenzene	ug/L	50	50.9	102	70-130	
1,4-Dichlorobenzene	ug/L	50	48.4	97	70-130	
Benzene	ug/L	50	50.9	102	70-130	
Bromodichloromethane	ug/L	50	50.7	101	70-130	
Bromoform	ug/L	50	48.3	97	70-130	
Bromomethane	ug/L	50	32.7	65	21-147	
Carbon tetrachloride	ug/L	50	53.8	108	80-146	

Results presented on this page are in the units indicated by the "Units" column except where an alternate unit is presented to the right of the result.

REPORT OF LABORATORY ANALYSIS

This report shall not be reproduced, except in full,
without the written consent of Pace Analytical Services, LLC.

QUALITY CONTROL DATA

Project: 25222081 HARTMEYER

Pace Project No.: 40251086

LABORATORY CONTROL SAMPLE: 2450445

Parameter	Units	Spike Conc.	LCS Result	LCS % Rec	% Rec Limits	Qualifiers
Chlorobenzene	ug/L	50	51.8	104	70-130	
Chloroethane	ug/L	50	45.8	92	52-165	
Chloroform	ug/L	50	50.3	101	80-123	
Chloromethane	ug/L	50	47.0	94	51-122	
cis-1,2-Dichloroethene	ug/L	50	47.3	95	70-130	
cis-1,3-Dichloropropene	ug/L	50	50.6	101	70-130	
Dibromochloromethane	ug/L	50	47.8	96	70-130	
Dichlorodifluoromethane	ug/L	50	24.5	49	25-121	
Ethylbenzene	ug/L	50	53.7	107	80-120	
Isopropylbenzene (Cumene)	ug/L	50	54.8	110	70-130	
Methyl-tert-butyl ether	ug/L	50	47.5	95	70-130	
Methylene Chloride	ug/L	50	51.7	103	70-130	
Styrene	ug/L	50	53.4	107	70-130	
Tetrachloroethene	ug/L	50	51.8	104	70-130	
Toluene	ug/L	50	49.1	98	80-120	
trans-1,2-Dichloroethene	ug/L	50	50.2	100	70-130	
trans-1,3-Dichloropropene	ug/L	50	44.0	88	70-130	
Trichloroethene	ug/L	50	52.4	105	70-130	
Trichlorofluoromethane	ug/L	50	49.8	100	65-160	
Vinyl chloride	ug/L	50	46.9	94	63-134	
1,2-Dichlorobenzene-d4 (S)	%			106	70-130	
4-Bromofluorobenzene (S)	%			112	70-130	
Toluene-d8 (S)	%			97	70-130	

Results presented on this page are in the units indicated by the "Units" column except where an alternate unit is presented to the right of the result.

REPORT OF LABORATORY ANALYSIS

This report shall not be reproduced, except in full,
without the written consent of Pace Analytical Services, LLC.

QUALIFIERS

Project: 25222081 HARTMEYER

Pace Project No.: 40251086

DEFINITIONS

DF - Dilution Factor, if reported, represents the factor applied to the reported data due to dilution of the sample aliquot.

ND - Not Detected at or above LOD.

J - Estimated concentration at or above the LOD and below the LOQ.

LOD - Limit of Detection adjusted for dilution factor, percent moisture, initial weight and final volume.

LOQ - Limit of Quantitation adjusted for dilution factor, percent moisture, initial weight and final volume.

S - Surrogate

1,2-Diphenylhydrazine decomposes to and cannot be separated from Azobenzene using Method 8270. The result for each analyte is a combined concentration.

Consistent with EPA guidelines, unrounded data are displayed and have been used to calculate % recovery and RPD values.

LCS(D) - Laboratory Control Sample (Duplicate)

MS(D) - Matrix Spike (Duplicate)

DUP - Sample Duplicate

RPD - Relative Percent Difference

NC - Not Calculable.

SG - Silica Gel - Clean-Up

U - Indicates the compound was analyzed for, but not detected at or above the adjusted LOD.

N-Nitrosodiphenylamine decomposes and cannot be separated from Diphenylamine using Method 8270. The result reported for each analyte is a combined concentration.

Pace Analytical is TNI accredited. Contact your Pace PM for the current list of accredited analytes.

TNI - The NELAC Institute.

REPORT OF LABORATORY ANALYSIS

This report shall not be reproduced, except in full,
without the written consent of Pace Analytical Services, LLC.

QUALITY CONTROL DATA CROSS REFERENCE TABLE

Project: 25222081 HARTMEYER

Pace Project No.: 40251086

Lab ID	Sample ID	QC Batch Method	QC Batch	Analytical Method	Analytical Batch
40251086001	GB-107	EPA 8260	425513		
40251086002	TB	EPA 8260	425513		

REPORT OF LABORATORY ANALYSIS

This report shall not be reproduced, except in full,
without the written consent of Pace Analytical Services, LLC.

(Please Print Clearly)

Company Name: **SCS Engineers**

Branch/Location: **Madison**

Project Contact: **Eric Oelkers**

Phone: **608 216 7341**

Project Number: **25222 081**

Project Name: **Hantmeyer**

Project State: **WI**

Sampled By (Print): **Eric Oelkers**

Sampled By (Sign): **[Signature]**

PO #:

Data Package Options (billable)

EPA Level III

EPA Level IV

MS/MSD

On your sample (billable)

NOT needed on your sample

Matrix Codes

A = Air W = Water
B = Biota DW = Drinking Water
C = Charcoal GW = Ground Water
O = Oil SW = Surface Water
S = Soil WW = Waste Water
Sl = Sludge WP = Wipe

PACE LAB #	CLIENT FIELD ID	COLLECTION		MATRIX	Analyses Requested
		DATE	TIME		
001	GB-107	9/6/22	15:50	GW	✓
002	TB	9/6/22	-	GW	✓



CHAIN OF CUSTODY

***Preservation Codes**

A=None B=HCL C=H2SO4 D=HNO3 E=DI Water F=Methanol G=NaOH

H=Sodium Bisulfate Solution I=Sodium Thiosulfate J=Other

FILTERED? (YES/NO)

PRESERVATION (CODE)*

Y/N	Pick Letter						
N	B						

UPPER MIDWEST REGION
MN: 612-607-1700 WI: 920-469-2436

4102510816

Quote #:

Mail To Contact: Eric Oelkers

Mail To Company: SCS Engineers

Mail To Address: 2830 Doby Dr
Madison WI 53718

Invoice To Contact: Same

Invoice To Company:

Invoice To Address:

Invoice To Phone:

CLIENT COMMENTS	LAB COMMENTS (Lab Use Only)	Profile #

Rush Turnaround Time Requested - Prelims (Rush TAT subject to approval/surcharge)

Date Needed:

Transmit Prelim Rush Results by (complete what you want):

Email #1: eoelkers@scsengineers.com

Email #2:

Telephone: 608 444-3934

Fax: 608 224-2839

Samples on HOLD are subject to special pricing and release of liability

Relinquished By: **[Signature]** Date/Time: **9/7/2022 15:45**

Relinquished By: **[Signature]** Date/Time: **9/8/22 9:50**

Relinquished By: _____ Date/Time: _____

Relinquished By: _____ Date/Time: _____

Relinquished By: _____ Date/Time: _____

Received By: _____ Date/Time: _____

Received By: **[Signature]** Date/Time: **9/8/22**

Received By: _____ Date/Time: _____

Received By: _____ Date/Time: _____

Received By: _____ Date/Time: _____

PACE Project No. **4102510816**

Receipt Temp = **16** °C

Sample Receipt pH

OK / Adjusted

Cooler Custody Seal

Present / Not Present

Intact / Not Intact

Effective Date: 8/16/2022

Client Name: SCS Eng

Sample Preservation Receipt Form
Project # 40251086

All containers needing preservation have been checked and noted below:

Yes No N/A

Lab Lot# of pH paper:

Lab Std #ID of preservation (if pH adjusted):

Initial when completed:

Date/Time:

Pace Lab #	Glass						Plastic						Vials				Jars				General		VOA Vials (>6mm) *	H2SO4 pH ≤2	NaOH+Zn Act pH ≥9	NaOH pH ≥12	HNO3 pH ≤2	pH after adjusted	Volume (mL)								
	AG1U	BG1U	AG1H	AG4S	AG5U	AG2S	BP1U	BP3U	BP3B	BP3N	BP3S	BP2Z	VG9C	DG9T	VG9U	VG9H	VG9M	VG9D	JGFU	JG9U	WGFU	WPFU								SP5T	ZPLC	GN 1	GN 2				
001	✓				✓																																
002		9/8/22						9/8/22	MP																												2.5 / 5
003																																					2.5 / 5
004																																					2.5 / 5
005																																					2.5 / 5
006																																					2.5 / 5
007																																					2.5 / 5
008																																					2.5 / 5
009																																					2.5 / 5
010																																					2.5 / 5
011																																					2.5 / 5
012																																					2.5 / 5
013																																					2.5 / 5
014																																					2.5 / 5
015																																					2.5 / 5
016																																					2.5 / 5
017																																					2.5 / 5
018																																					2.5 / 5
019																																					2.5 / 5
020																																					2.5 / 5

Exceptions to preservation check: VOA, Coliform, TOC, TOX, TOH, O&G, WI DRO, Phenolics, Other: _____

Headspace in VOA Vials (>6mm) : Yes No N/A

*If yes look in headspace column

AG1U	1 liter amber glass	BP1U	1 liter plastic unpres	VG9C	40 mL clear ascorbic w/ HCl	JGFU	4 oz amber jar unpres
BG1U	1 liter clear glass	BP3U	250 mL plastic unpres	DG9T	40 mL amber Na Thio	JG9U	9 oz amber jar unpres
AG1H	1 liter amber glass HCL	BP3B	250 mL plastic NaOH	VG9U	40 mL clear vial unpres	WGFU	4 oz clear jar unpres
AG4S	125 mL amber glass H2SO4	BP3N	250 mL plastic HNO3	VG9H	40 mL clear vial HCL	WPFU	4 oz plastic jar unpres
AG5U	100 mL amber glass unpres	BP3S	250 mL plastic H2SO4	VG9M	40 mL clear vial MeOH	SP5T	120 mL plastic Na Thiosulfate
AG2S	500 mL amber glass H2SO4	BP2Z	500 mL plastic NaOH + Zn	VG9D	40 mL clear vial DI	ZPLC	ziploc bag
BG3U	250 mL clear glass unpres					GN 1	
						GN 2	

Sample Condition Upon Receipt Form (SCUR)

Project #:

Client Name:

SCS Eng.

WO#: **40251086**

Courier: CS Logistics Fed Ex Speedee UPS Walco
 Client Pace Other: _____



Tracking #: 2776 8030 9278

Custody Seal on Cooler/Box Present: yes no Seals intact: yes no

Custody Seal on Samples Present: yes no Seals intact: yes no

Packing Material: Bubble Wrap Bubble Bags None Other

Thermometer Used SR-108 Type of Ice: Wet Blue Dry None Meltwater Only

Cooler Temperature Uncorr: .5 / Corr: .6

Person examining contents:

Date: 9/8/22 Initials: LYP

Temp Blank Present: yes no

Biological Tissue is Frozen: yes no

Labeled By Initials: mh

Temp should be above freezing to 6°C.

Biota Samples may be received at ≤ 0°C if shipped on Dry Ice.

Chain of Custody Present:	<input checked="" type="checkbox"/> Yes <input type="checkbox"/> No <input type="checkbox"/> N/A	1.
Chain of Custody Filled Out:	<input type="checkbox"/> Yes <input checked="" type="checkbox"/> No <input type="checkbox"/> N/A	2. <u>pg# 9/8/22 LYP</u>
Chain of Custody Relinquished:	<input checked="" type="checkbox"/> Yes <input type="checkbox"/> No <input type="checkbox"/> N/A	3.
Sampler Name & Signature on COC:	<input checked="" type="checkbox"/> Yes <input type="checkbox"/> No <input type="checkbox"/> N/A	4.
Samples Arrived within Hold Time:	<input checked="" type="checkbox"/> Yes <input type="checkbox"/> No	5.
- DI VOA Samples frozen upon receipt	<input type="checkbox"/> Yes <input type="checkbox"/> No	Date/Time:
Short Hold Time Analysis (<72hr):	<input type="checkbox"/> Yes <input checked="" type="checkbox"/> No	6.
Rush Turn Around Time Requested:	<input type="checkbox"/> Yes <input checked="" type="checkbox"/> No	7.
Sufficient Volume:		8.
For Analysis: <input checked="" type="checkbox"/> Yes <input type="checkbox"/> No MS/MSD: <input type="checkbox"/> Yes <input checked="" type="checkbox"/> No <input type="checkbox"/> N/A		
Correct Containers Used:	<input checked="" type="checkbox"/> Yes <input type="checkbox"/> No	9.
Correct Type: <u>Pace Green Bay</u> , Pace IR, Non-Pace		
Containers Intact:	<input checked="" type="checkbox"/> Yes <input type="checkbox"/> No	10.
Filtered volume received for Dissolved tests	<input type="checkbox"/> Yes <input type="checkbox"/> No <input checked="" type="checkbox"/> N/A	11.
Sample Labels match COC:	<input checked="" type="checkbox"/> Yes <input type="checkbox"/> No <input type="checkbox"/> N/A	12.
-Includes date/time/ID/Analysis Matrix: <u>W</u>		
Trip Blank Present:	<input checked="" type="checkbox"/> Yes <input type="checkbox"/> No <input type="checkbox"/> N/A	13.
Trip Blank Custody Seals Present	<input checked="" type="checkbox"/> Yes <input type="checkbox"/> No <input type="checkbox"/> N/A	
Pace Trip Blank Lot # (if purchased): <u>477</u>		

Client Notification/ Resolution:

If checked, see attached form for additional comments

Person Contacted: _____

Date/Time: _____

Comments/ Resolution: _____

Store in face product fridge 9/8/22 LYP
9/8/22 LYP

PM Review is documented electronically in LIMs. By releasing the project, the PM acknowledges they have reviewed the sample logir