

Site Investigation Update

Former Burke Wastewater Treatment Plant Property
1401 Packers Avenue
Madison, Wisconsin

Prepared for:

Wisconsin Department of Natural Resources
Remediation and Redevelopment Program
3911 Fish Hatchery Road
Fitchburg, Wisconsin 53711

SCS ENGINEERS

25218175.00 | June 29, 2020

2830 Dairy Drive
Madison, WI 53718-6751
608-224-2830

June 29, 2020
File No. 25218175.00

Mr. Mike Schmoller
Wisconsin Department of Natural Resources
3911 Fish Hatchery Road
Fitchburg, WI 53711

Subject: Site Investigation Update
Former Burke Wastewater Treatment Plant Property
1401 Packers Ave., Madison, Wisconsin
BRRS #02-13-315773

Dear Mr. Schmoller:

SCS Engineers (SCS) has prepared this Site Investigation Update, on behalf of Madison Gas and Electric (MGE), to address the per- and polyfluoroalkyl substances (PFAS) contamination at the former Burke Wastewater Treatment Plant site (**Figure 1**). This Site Investigation Update details SCS's activities at the site since June 2019.

SITE BACKGROUND

The Town of Burke Wastewater Treatment Plant (WWTP) was formerly located and operated on the property from approximately 1914 to 1976. Sludge lagoons associated with the WWTP were installed to the east of the treatment plant between 1955 and 1962. At some point prior to complete demolition of the plant, municipal solid waste was placed in a portion of the facility as part of an academic research study. The treatment plant was demolished in the late 1980s or early 1990s and available records suggest that the plant structures were either buried in place or were demolished and buried on the site. **Figure 2** depicts the historic layout of the site and WWTP. The site is south of Dane County's Truax Landfill and nearby the Truax airport where military training takes place. There is a potential that firefighting-related chemicals (PFAS) associated with the nearby airport and/or military training activities may be present in the landfill.

Phase 1 Environmental Site Assessment

In November 2018, SCS performed a Phase 1 Environmental Site Assessment of the site and identified the following recognized environmental conditions (RECs):

- 1. The potential for contamination related to the former use of the Property as a wastewater treatment plant (WWTP), including the presence of sludge lagoons; the previous detection of elevated concentrations of organic compounds in some sludge samples at the Property; and the apparent burial on the Property of the treatment plant structures when the plant was demolished, are recognized environmental conditions.*
- 2. The presence of known impacts to soil and groundwater that have not been fully delineated at the site above regulatory standards at the Property is a recognized environmental condition.*
- 3. The presence of municipal solid waste on the Property is a recognized environmental condition.*



4. *The presence of multiple feet of fill containing combustion byproducts, demolition debris, and fill of unknown origin on the Property is a recognized environmental condition.*
5. *The proximity of the Truax Field Landfill to the Property, the possibility that the toe of the landfill may be on the Property, and the potential for groundwater or soil vapor impacts from the landfill to migrate onto the Property are recognized environmental conditions.*

Seymour Environmental Services Investigative Activities

Seymour Environmental Services, Inc. (Seymour) performed and provided oversight for the following investigative activities at the site in December 2018:

- Excavated municipal solid waste material from a former treatment area associated with the WWTP.
- Installed nine direct-push soil borings on site in areas where contaminants were historically identified.
- Installed four monitoring wells on site at locations of the former sludge pond, former decant pond, sludge drying area, and near the former headworks structure. Developed and sampled monitoring wells.
- Evaluated the presence of waste water treatment sludge during the drilling of soil borings and monitoring wells.
- Sampled soil for volatile organic compounds (VOCs), metals, polycyclic aromatic hydrocarbons (PAHs), and total polychlorinated biphenyls; and groundwater for metals.

Seymour documented their work in correspondence to the Wisconsin Department of Natural Resources (WDNR) dated January 17, 2019 and February 20, 2019. Seymour's investigative activities identified the presence of wastewater sludge and widespread fill material. The primary contaminants detected included metals and PAHs with isolated occurrences of tetrachloroethylene in soil.

SCS Engineers' Investigative Activities

In February 2019, SCS collected groundwater samples from on-site monitoring wells, TW-1 through TW-4, using low-flow methods for analysis of PFAS. The wells were purged and sampled using a peristaltic pump with dedicated high-density polyethylene (HDPE) downhole tubing and Masterflex® C-Flex® (thermoplastic elastomer) pump tubing to minimize the amount of sampling equipment in contact with the water, and also to minimize the potential for cross contamination of the samples. Sampling materials, techniques, and decontamination procedures were conducted in general conformance with the Michigan Department of Environmental Quality General PFAS Sampling Guidance and Groundwater Sampling Guidance.

Two of the four wells contained concentrations of PFAS that exceeded the proposed groundwater enforcement standard of 20 nanograms per liter (ng/L) for PFOA+PFOS combined. Following the sampling event, SCS submitted a workplan to address the PFAS contamination at the site. The workplan included additional rounds of groundwater sampling, including sampling from Truax landfill

monitoring well MW-10, and collecting dried sludge from soil borings. The additional sampling activities are detailed below.

SITE INVESTIGATION ACTIVITIES

Soil Borings

On August 15, 2019, Mr. Adam Watson of SCS oversaw the drilling of four direct-push soil borings (GP-101 through GP-104) at the site. The borings were located within the dried sludge area. Boring locations are shown on **Figure 3**. Drilling services were provided by On-site Environmental Services, Inc., of Sun Prairie, Wisconsin.

All borings were advanced to 20 feet below ground surface (bgs) using a truck mounted Geoprobe™ drill rig. Boring logs were completed for each boring, site soils were classified following the Unified Soil Classification System (USCS) and screened with a photo-ionization detector (PID). Soils observed in the borings were generally silt, clay, and lesser amounts of silty sands. Cinders and possible wastewater sludge were noted in borings GP-101, GP-103, and GP-104. Boring logs and boring abandonment forms are included as **Appendix A**. Soil cuttings were thin spread on site.

Soils were collected using clear PVC liner tubes. Drilling equipment was decontaminated with Alconox solution and triple-rinsed with PFAS-free water prior to drilling each soil boring. PFAS-free plastic sheeting was used to cover the surface used while logging and sampling of soil, and sheeting was replaced at each sample location. Soil samples were jarred immediately upon collection, and all sample containers were double-bagged in Ziploc® bags prior to shipment, and remain bagged until analysis. One equipment blank was collected through the clear PVC core liner supplied by the driller prior to drilling the first soil boring using laboratory supplied PFAS-free water.

One soil sample was collected from borings GP-101 and GP-102 and two soil samples were collected from borings GP-103 and GP-104 for laboratory analysis, from the sample most likely to show impacts based on field observations. The samples were submitted to TestAmerica of West Sacramento, California. Soil samples and an equipment blank were analyzed for PFAS.

Groundwater Sampling

SCS sampled site monitoring wells on August 23, 2019, and March 25, 2020. SCS sampled two additional wells during the March 25, 2020 event, Truax wells MW-5 and TG-2. Monitoring well locations are provided on **Figure 3**. Groundwater samples were analyzed for PFAS.

Groundwater sampling during both events was conducted in a manner in which to minimize the risk of cross-contamination that could occur from sampling equipment, field clothing and personal protective equipment, personal hygiene and personal care products, food packaging, and the environment itself. Both sampling events were performed following the procedures outlined in **Section 1**.

Depth to water was collected from each well but not total depth as to minimize the amount of equipment in contact with groundwater. The water level indicator was rinsed with an Alconox solution and laboratory provided PFAS-free water immediately before collecting a depth to water measurement. Dedicated bailers were removed after depth to water measurement and set aside on PFAS-free plastic sheeting.

Sampling was performed using a peristaltic pump and low-flow techniques. Specific conductivity, temperature, dissolved oxygen, pH, turbidity, and oxidation-reduction potential were measured until stabilization was achieved. Groundwater sampling forms for the August 2019 and March 2020 sampling events are included in **Appendix B**. During both events, each well was sampled using new high-density polyethylene tubing; tubing remained in its original package until it was lowered into the well. Tube cutters were rinsed with Alconox solution and laboratory provided PFAS-free water immediately before cutting the desired length of tubing. Extra caution was taken when collecting the sample; sample containers were opened immediately before and capped immediately after sample collection, and the sampling tubing did not come into contact with the sample container. All groundwater sample containers were double-bagged in Ziploc® bags and remained bagged upon analysis. Samples were shipped overnight to a WDNR-certified laboratory.

Wells were sampled starting with those expected to be the cleanest (MW-5, TG-2, TW-3, TW-4, TW-2, MW-10, and TW-1). Purge water was discharged to the ground surface. One equipment blank and one field blank were collected prior to sampling the first monitoring well using laboratory supplied PFAS-free water. The equipment blank was collected through a new piece of high-density polyethylene tubing using the peristaltic pump. If an atmospheric source of PFAS is suspected, the field blank was collected downwind of the suspected source.

Site monitoring well top of casing elevations, including Truax wells MW-5, MW-10, and TG-2, were re-surveyed on March 25, 2020.

SITE INVESTIGATION RESULTS

Soil Analytical Results

One or more PFAS were detected in each soil sample. Analytical results are summarized in **Table 1**, and the lab report is provided in **Appendix C**. The blue shading in the soil summary table indicates that the shaded compound was also detected in groundwater. There are no established residual contaminant levels (RCLs) for the groundwater migration pathway. RCLs for direct contact have been developed for a few PFAS compounds; however, these RCLs are orders of magnitude greater than the concentrations of PFAS that have been detected in the soil at the site.

The total concentration of detected PFAS compounds in each of the seven soil samples ranged from 0.22 micrograms per kilogram ($\mu\text{g}/\text{kg}$) to 111.58 $\mu\text{g}/\text{kg}$. The highest total concentrations were detected in samples collected from borings GP-102 and GP-103, and the lowest concentrations were detected in the samples collected from boring GP-104. Only the sample from 8 to 9 feet at GP-103 exceeded 100 $\mu\text{g}/\text{kg}$; all of the other samples were less than 33 $\mu\text{g}/\text{kg}$. As indicated by the three samples collected from sediments identified as potential sludge in boring GP-103, the PFAS concentrations in the sludge are variable.

Groundwater Analytical Results

One or more PFAS compounds were detected in all site monitoring wells. Groundwater analytical results are summarized in **Table 2**, and analytical reports are included in **Appendix C**. The brown shading in the groundwater summary table indicates that the shaded compound was also detected in sludge/soil. Monitoring wells TW-1 and TW-4 consistently showed concentrations of PFAS that exceed the proposed groundwater enforcement standard (ES) of 20 ng/L for PFOA+PFOS combined. None of the samples collected from the other wells exceeded the proposed ES.

A total of four PFAS compounds (Perfluorobutanoic acid (PFBA), Perfluorotetradecanoic acid (PFTeA), Perfluorohexanesulfonic acid (PFHxS), and Perfluorooctanesulfonamide (FOSA)) were detected in one or more of the equipment and field blanks. All of the compounds identified in the blanks were detected at estimated concentrations below the laboratory's limit of quantitation and, with the exception of PFTeA, were also detected in the corresponding lab blanks.

Groundwater Elevations

A summary of groundwater elevations is provided as **Table 3**. A water table map depicting the August 2019 and March 2020 groundwater sampling events are provided as **Figure 4** and **Figure 5**, respectively.

The August 2019 water levels indicate flow toward the southeast, with the highest elevations observed at MW10 and TW-1 at the northeast corner of the site. The March 2020 water levels are more variable; however, the high is also at the northeast corner of the site. The ground was very wet during the March 2020 sampling event, and the measured water levels may reflect the effects of local recharge from ponded water at the surface.

CONCLUSIONS AND RECOMMENDATIONS

- Two of the seven water table monitoring wells sampled at the site contain combined PFOA and Perfluorooctanesulfonic acid (PFOS) concentrations greater than the proposed ES of 20 ng/l.
- The two wells where PFAS exceeds the proposed ES are located in areas where Seymour identified buried wastewater treatment sludge. PFAS concentrations in the sludge are variable.
- Based on the apparent prevailing groundwater flow to the southwest and the relatively low PFAS concentrations detected in TW-2, TG-2, and MW-5, the elevated PFAS concentrations in groundwater associated with the buried sludge are not migrating off site.
- Given the fact that the lagoons were closed approximately 40 years ago, it appears that conditions at the site are stable. Active remediation to address the residual PFAS concentrations in the sludge is not necessary at this time.
- SCS recommends setting up a call with MGE and WDNR to discuss the next steps for this site.

REFERENCES

SCS Engineers, 2018, Phase 1 Environmental Site Assessment Report, Poynette Development LLC Property, 1401 Packers Avenue, Madison, WI 53703, November 2018.

SCS Engineers, 2019, Additional Site Investigation Workplan, Former Burke Wastewater Treatment Plant Property, June 2019.

Seymour Environmental Services, Inc., 2019, Environmental Sampling Update Former Town of Burke WWTP – Madison, Wisconsin, January 2019.

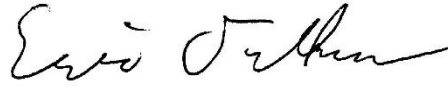
Seymour Environmental Services, Inc., 2019, Memo Former Town of Burke WWTP – Madison, Wisconsin, February 2019.

Please do not hesitate to contact us if you have any questions regarding this report.

Sincerely,



Jackie Rennebohm
Staff Geologist
SCS Engineers



Eric Oelkers, PG
Senior Project Manager
SCS Engineers

JR/jsn_lmh/EO

cc: Jeff Jaeckels, MGE
Kyle Kramer, MGE

Encl. Table 1 – Soil Analytical Results Summary – PFAS
Table 2 – Groundwater Analytical Results Summary – PFAS
Table 3 – Water Level Summary
Figure 1 – Site Location Map
Figure 2 – Historic Site Layout
Figure 3 – Detailed Site Map
Figure 4 – Water Table Map – August 23, 2019
Figure 5 – Water Table Map – March 25, 2020
Appendix A – Soil Boring Logs and Abandonment Forms
Appendix B – Groundwater Sampling Forms
Appendix C – TestAmerica Analytical Reports

Tables

- 1 Soil Analytical Results Summary - PFAS
- 2 Groundwater Analytical Results Summary - PFAS
- 3 Water Level Summary

Table 1. Soil Analytical Results Summary - PFAS
MGE Burke WWTP Site - Madison / SCS Engineers Project #25218175.00
 (Results are in µg/kg)

Free Acid Name			Perfluorobutanoic acid	Perfluoropentanoic acid	Perfluorohexanoic acid	Perfluoroheptanoic acid	Perfluorooctanoic acid	Perfluorononanoic acid	Perfluorodecanoic acid	Perfluoroundecanoic acid	Perfluorododecanoic acid	Perfluorotridecanoic acid	Perfluorotetradecanoic acid	Perfluoro-n-hexadecanoic acid	Perfluorobutanesulfonic acid
Acronym			PFBA	PFPeA	PFHxA	PFHpA	PFOA	PFNA	PFDA	PFUnA	PFDoA	PFTriA	PFTeA	PFHxDA	PFBS
Sample	Date	CAS #	375-22-4	2706-90-3	307-24-4	375-85-9	335-67-1	375-95-1	335-76-2	2058-94-8	307-55-1	72629-94-8	376-06-7	67905-19-5	375-73-5
GP-101 (10-12')	8/15/2019		0.11 J	<0.21	<0.12	<0.080	0.35 J	<0.10	<0.061	<0.10	<0.19	<0.14	<0.15	<0.12 *	3.6 B
GP-102 (7.5-10')	8/15/2019		0.42 J	<0.17	<0.094	<0.065	0.61	<0.081	<0.049	<0.081	<0.15	<0.11	<0.12	<0.099 *	1.7 B
GP-103 (8-9')	8/15/2019		0.53	0.18 J	0.39 J	0.23 J	0.74	<0.084	<0.051	<0.084	<0.16	<0.12	<0.13	<0.10 *	5.7 B
GP-103 (10-12.5') ¹	8/15/2019		0.30 JB	<0.30	<0.16	<0.11	<0.34	<0.14	<0.0086	<0.14	<0.26	<0.20	<0.21	<0.17	<0.097
GP-103 (20-24')	8/15/2019		7.8	<0.41	<0.23	<0.16	<0.46	<0.19	<0.12	0.20 J	<0.36	<0.27	<0.29	<0.24 *	5.3 B
GP-104 (9-10')	8/15/2019		0.14 J	<0.098	<0.053	<0.037	<0.11	<0.046	<0.028	<0.046	<0.085	<0.065	<0.068	<0.056 *	1.0 B
GP-104 (13-15')	8/15/2019		0.036 J	<0.099	<0.054	<0.037	<0.11	<0.046	<0.028	<0.046	<0.086	<0.065	<0.069	<0.056 *	1.2 B
Equipment Blank	8/15/2019		<0.31	<0.43	<0.51	<0.22	<0.74	<0.24	<0.27	<0.96	<0.48	<1.1	<0.25	<0.78	<0.18
Direct Contact RCL							16,400								16,400,000

Table 1. Soil Analytical Results Summary - PFAS
MGE Burke WWTP Site - Madison / SCS Engineers Project #25218175.00
 (Results are in µg/kg)

Free Acid Name			Perfluoro-n-octadecanoic acid	Perfluoropentanesulfonic acid	Perfluorohexanesulfonic acid	Perfluoroheptanesulfonic acid	Perfluorooctanesulfonic acid	Perfluorononanesulfonic acid	Perfluorodecanesulfonic acid	Perfluorooctanesulfonamide	2-(N-Methylperfluorooctanesulfonamido) acetic acid	2-(N-Ethylperfluorooctanesulfonamido) acetic acid	4:2 Fluorotelomer sulfonic acid	6:2 Fluorotelomer sulfonic acid	8:2 Fluorotelomer sulfonic acid
Acronym			PFODA	PFPeS	PFHxS	PFHpS	PFOS	PFNS	PFDS	FOSA	N-MeFOSAA	N-EtFOSAA	4:2 FTS	6:2 FTS	8:2 FTS
Sample	Date	CAS #	16517-11-6	2706-91-4	355-46-4	375-92-8	1763-23-1	68259-12-1	335-77-3	754-91-6	2355-31-9	2991-50-6	757124-72-4	27619-97-2	39108-34-4
GP-101 (10-12')	8/15/2019		<0.077 *	<0.055	<0.086	<0.097	1.2 J	<0.055	<0.11	<0.23	<1.1	<1.0	<1.0	<0.42	<0.69
GP-102 (7.5-10')	8/15/2019		<0.063 *	<0.045	1.4	<0.079	27	<0.045	<0.088	<0.18	<0.88	<0.83	<0.83	<0.34	<0.56
GP-103 (8-9')	8/15/2019		<0.065 *	<0.046	0.88	1.2	85 E	0.25 J	0.92	0.79	<0.91	14	<0.86	<0.35	<0.58
GP-103 (10-12.5') ¹	8/15/2019		<0.11 *	<0.078	<0.12	<0.14	<0.78	<0.078	<0.15	<0.32	<1.5	<1.4	<1.4	<0.58	<0.97
GP-103 (20-24')	8/15/2019		<0.15 *	<0.11	0.28 J	<0.19	4.1	<0.11	<0.21	<0.44	<2.1	<2.0	<2.0	<0.80	<1.3
GP-104 (9-10')	8/15/2019		<0.035 *	<0.025	<0.039	<0.044	1.1	<0.025	<0.049	<0.10	<0.49	<0.47	<0.47	<0.19	<0.32
GP-104 (13-15')	8/15/2019		<0.036 *	<0.026	<0.040	<0.045	<0.26	<0.026	<0.050	<0.11	<0.50	<0.47	<0.47	<0.19	<0.32
Equipment Blank	8/15/2019		<0.40	<0.26	0.22 J, B	<0.17	<0.47	<0.14	<0.28	<0.31	<2.7	<1.7	<4.6	<1.8	<1.8
Direct Contact RCL							16,400								

Table 1. Soil Analytical Results Summary - PFAS
MGE Burke WWTP Site - Madison / SCS Engineers Project #25218175.00
 (Results are in µg/kg)

Free Acid Name			10:2 Fluorotelomer sulfonic acid	N-Ethylperfluorooctanesulfonamide	N-Methylperfluorooctanesulfonamide	Perfluorododecanesulfonic acid	N-Methylperfluorooctanesulfonamidoethanol	N-Ethylperfluorooctanesulfonamidoethanol	4,8-Dioxa-3H-perfluorononanoic acid	Perfluoro(2-((6-chlorohexyloxy)ethanesulfonic acid)	Perfluoro-2-methyl-3-oxahexanoic acid (HFPO-DA)	2-[8-Chloro-1,1,2,2,3,3,4,4,5,5,6,6,7,7,8,8-hexadecafluorooctyl]oxy]-1,1,2,2-tetrafluoroethanesulfonic acid	NaDONA	DONA	Ammonium Perfluorooctanoate
Acronym			10:2 FTS	N-EtFOSA	N-MeFOSA	PFDoS	N-MeFOSE	N-EtFOSE	ADONA	F-53B Major	GenX	F-53B Minor	NaDONA	DONA	APFO
Sample	Date	CAS #	120226-60-0	4151-50-2	31506-32-8	79780-39-5	24448-09-7	1691-99-2	919005-14-4	756426-58-1	13252-13-6	763051-92-9	NE	919005-14-4	3825-26-1
GP-101 (10-12')	8/15/2019		<0.14 *	<0.066	<0.11	<0.17	<0.20	<0.10	<0.053	<0.075	<0.30	<0.061	<0.053	<0.050	0.36 J
GP-102 (7.5-10')	8/15/2019		<0.11 *	<0.054	<0.092	<0.13	<0.16	1.2	<0.043	<0.061	<0.25	<0.049	<0.043	<0.040	0.64
GP-103 (8-9')	8/15/2019		<0.12 *	<0.056	<0.095	<0.14	<0.16	<0.084	<0.044	<0.063	<0.26	<0.051	<0.044	<0.042	0.77
GP-103 (10-12.5') ¹	8/15/2019		<0.19	<0.094	<0.16	<0.23	<0.28	<0.14	<0.074	<0.11	0.54 J	<0.086	<0.074	<0.070	<0.035
GP-103 (20-24')	8/15/2019		<0.27 *	<0.13	<0.22	<0.32	<0.38	<0.19	<0.10	<0.14	<0.59	<0.12	<0.10	<0.097	<0.48
GP-104 (9-10')	8/15/2019		<0.063 *	<0.030	<0.052	<0.076	<0.090	<0.046	<0.024	<0.034	<0.14	<0.028	<0.024	<0.023	<0.11
GP-104 (13-15')	8/15/2019		<0.064 *	<0.031	<0.053	<0.077	<0.091	<0.046	<0.024	<0.035	<0.14	<0.028	<0.024	<0.023	<0.11
Equipment Blank	8/15/2019		<0.17	<0.76	<0.38	<0.39	<1.2	<0.74	<0.17	<0.21	<1.3	<0.28	<0.17	<0.16	<0.77
Direct Contact RCL															

Abbreviations:

µg/kg = micrograms per kilogram or parts per billion (ppb)

CAS No. = Chemical Abstracts Service Number

NE = Not Established

-- = Not Applicable

Notes:

Blue shading indicates compound was detected in one or more groundwater samples.

Laboratory Notes/Qualifiers:

* = LCS or LCSD is outside acceptance limits. Isotope Dilution analyte is outside acceptance limits.

B = Compound was found in the blank and sample.

E = Result exceeded calibration range.

J = Result is less than the RL but greater than or equal to the MDL and the concentration is an approximate value.

¹ = Sample was prepped or analyzed beyond the specified holding time.

Created by: AJR
 Last revision by: EO
 Checked by: LMH
 Proj Mgr QA/QC: EO

Date: 9/20/2019
 Date: 10/11/2019
 Date: 10/14/2019
 Date: 10/21/2019

Table 2. Groundwater Analytical Results Summary - PFAS
MGE Burke WWTP Site - Madison / SCS Engineers Project #25218175
 (Results are in ng/L)

Free Acid Name			Perfluorobutanoic acid	Perfluoropentanoic acid	Perfluorohexanoic acid	Perfluoroheptanoic acid	Perfluorooctanoic acid	Perfluorononanoic acid	Perfluorodecanoic acid	Perfluoroundecanoic acid	Perfluorododecanoic acid	Perfluorotridecanoic acid	Perfluorotetradecanoic acid	Perfluoro-n-hexadecanoic acid	Perfluorobutanesulfonic acid
Acronym			PFBA	PFPeA	PFHxA	PFHpA	PFOA	PFNA	PFDA	PFUnA	PFDoA	PFTriA	PFTeA	PFHxDA	PFBS
Sample	Date	CAS #	375-22-4	2706-90-3	307-24-4	375-85-9	335-67-1	375-95-1	335-76-2	2058-94-8	307-55-1	72629-94-8	376-06-7	67905-19-5	375-73-5
TG-2	3/25/2020		11 B	0.99 J	1.2 J	0.71 J	5.9	<0.24	<0.28	<0.98	<0.49	<1.2	<0.26	<0.80	2.2
TW-1	2/26/2019		15	<17 G	<4.2 G	3.3	25	<0.23	<0.26	<0.93	<0.46	<1.1	<0.24	NA	3.0
	8/23/2019		14	12	14	4.4	26	0.3 J	<0.29	<1.0	<0.52	<1.2	<0.27	<0.84	7.5
	3/25/2020		6.5 B	1.4 J	2.6	1.5 J	12	0.42 J	<0.28	<0.99	<0.50	<1.2	<0.26	<0.80	1.6 J
	3/25/2020 Dup		6.5 B	1.8	2.5	1.4 J	13	0.57 J	<0.29	<1.0	<0.51	<1.2	<0.27	<0.82	1.4 J
TW-2	2/26/2019		33 ^	<0.43	<0.51	<0.22	3.1	<0.24	<0.27	<0.97	<0.49	<1.2	<0.26	NA	<0.18
	8/23/2019		34	<0.45	<0.53	0.26 J	2.9	<0.25	<0.28	<1.0	<0.50	<1.2	<0.27	<0.82	0.75 J
	3/25/2020		36 B	<0.45	<0.53	<0.23	2.2	<0.25	<0.28	<1.0	<0.50	<1.2	<0.26	<0.81	1.8
TW-3	2/26/2019		31 B	<4.4 G	2.7	1.7 J	3.6	<0.24	<0.28	<0.98	<0.49	<1.2	<0.26	NA	1.9
	8/23/2019		26	2.4	3.3	1.3 J	5.2	<0.24	<0.28	<0.99	<0.50	<1.2	<0.26	<0.80	1.3 J
	3/25/2020		21 B	<4.6	<5.4	<2.3	<7.9	<2.5	<2.9	<10	<5.1	<12	<2.7	<8.3	2.0 J
TW-4	2/26/2019		26	<0.45	2.3	2.0	18	2.4 B	<0.28	<1.0	<0.50	<1.2	<0.26	NA	2.9
	8/23/2019		29	0.79 J	1.3 J	1.6 J	14	0.91 J	<0.29	<1.0	<0.52	<1.2	<0.27	<0.84	2.3
	8/23/2019 (Dup)		29	0.75 J	1.2 J	1.1 J	16	1.0 J	<0.28	<1.0	<0.50	<1.2	<0.26	<0.81	2.1
	3/25/2020		28 B	1.9	1.7 J	2.1	19	2.3	<0.28	<0.99	<0.49	<1.2	<0.26	<0.80	2.9
MW-5	3/25/2020		5.4 B	0.83 J	0.68 J	0.38 J	<0.76	0.25 J	<0.28	<0.98	<0.49	<1.2	<0.26	<0.79	0.67 J
MW-10	8/23/2019		20	3.9	7.2	1.8	3.6	<0.25	<0.29	<1.0	<0.51	<1.2	<0.27	<0.82	1.8
	3/25/2020		21 B	2.7	3.3	1.1 J	1.9	<0.24	<0.28	<1.0	<0.50	<1.2	<0.26	<0.81	2.0
Field Blank	2/26/2019		<0.32	<0.45	<0.53	<0.23	<0.78	<0.25	<0.29	<1.0	<0.51	<1.2	<0.27	NA	<0.18
	8/23/2019		<0.33	<0.46	<0.54	<0.23	<0.79	<0.25	<0.29	<1.0	<0.51	<1.2	<0.27	<0.83	<0.19
	3/25/2020		<0.34	<0.47	<0.56	<0.24	<0.82	<0.26	<0.30	<1.1	<0.53	<1.3	<0.28	<0.86	<0.19
Equipment Blank	2/26/2019		<0.39	<0.54	<0.64	<0.28	<0.94	<0.30	<0.34	<1.2	<0.61	<1.4	0.33 J	NA	<0.22
	8/23/2019		<0.36	<0.50	<0.59	<0.25	<0.87	<0.28	<0.32	<1.1	<0.56	<1.3	<0.30	<0.91	<0.20
	3/25/2020		1.2 JB	<0.44	<0.52	<0.22	<0.76	<0.24	<0.28	<0.98	<0.49	<1.2	<0.26	<0.79	<0.18

Table 2. Groundwater Analytical Results Summary - PFAS
MGE Burke WWTP Site - Madison / SCS Engineers Project #25218175
 (Results are in ng/L)

Free Acid Name			Perfluoro-n-octadecanoic acid	Perfluoropentanesulfonic acid	Perfluorohexanesulfonic acid	Perfluoroheptanesulfonic acid	Perfluorooctanesulfonic acid	Perfluoronanesulfonic acid	Perfluorodecane sulfonic acid	Perfluorooctanesulfonamide	2-(N-Methylperfluorooctanesulfonamido) acetic acid	2-(N-Ethylperfluorooctanesulfonamido) acetic acid	4:2 Fluorotelomer sulfonic acid	6:2 Fluorotelomer sulfonic acid	8:2 Fluorotelomer sulfonic acid
Acronym			PFODA	PFPeS	PFHxS	PFHpS	PFOS	PFNS	PFDS	FOSA	N-MeFOSAA	N-EtFOSAA	4:2 FTS	6:2 FTS	8:2 FTS
Sample	Date	CAS #	16517-11-6	2706-91-4	355-46-4	375-92-8	1763-23-1	68259-12-1	335-77-3	754-91-6	2355-31-9	2991-50-6	757124-72-4	27619-97-2	39108-34-4
TG-2	3/25/2020		<0.41 *1	1.5 J	5.9 B	0.32 J	4.9 I	<0.14	<0.29	<0.31	<2.8	<1.7	<4.7	<1.8	<1.8
TW-1	2/26/2019		NA	2.5	50 B	<0.16	9.7	<0.13	<0.27	<0.29	<2.6	<1.6	<4.4 ^	3.3 J	<1.7 ^
	8/23/2019		<0.43	2.3	58 B	<0.18	13 I	<0.15	<0.30	<0.33	<2.9	<1.8	<4.9	<1.9 ^	<1.9 ^
	3/25/2020		<0.42 *1	0.75 J	31 B	<0.17	11 I	<0.14	<0.29	0.45 J	<2.8	<1.7	<4.7	<1.8	<1.8
	3/25/2020 Dup		<0.42 *1	1.1 J	32 B	<0.18	11 I	<0.15	<0.29	0.34 J	<2.9	<1.8	<4.8	<1.8	<1.8
TW-2	2/26/2019		NA	<0.27 *	1.8 B	<0.17	5.1	<0.14	<0.28	<0.31	<2.7	<1.7	<4.6 ^	<1.8 ^	<1.8 ^
	8/23/2019		<0.42	<0.27	1.50 JB	<0.17	5.7	<0.15	<0.29	0.46 JB	<2.8	<1.7	<4.8	<1.8	<1.8
	3/25/2020		<0.42 *1	<0.27	1.4 JB	<0.17	4.8	<0.15	<0.29	<0.32	<2.8	<1.7	<4.7	<1.8	<1.8
TW-3	2/26/2019		NA	<0.27	7.8 B	<0.17	<0.48 *	<0.14	<0.28	<0.31	<2.8	<1.7	<4.6 ^	6.3 J ^	<1.8 ^
	8/23/2019		<0.42	<0.27	10 B	<0.17	<0.49	<0.14	<0.29	0.59 JB	<2.8	<1.7	<4.7	<1.8 ^	<1.8
	3/25/2020		<4.3 *1	<2.8	6.2 JB	<1.8	<5.0	<1.5	<3.0	<3.3	<2.9	<1.8	<4.9	<1.9	<1.9
TW-4	2/26/2019		NA	1.3 J*	5.4 B	1.9	23	<0.15	<0.29	<0.32	<2.8	<1.7	<4.7 ^	4.2 J ^	<1.8 ^
	8/23/2019		<0.43	0.56 J	4.5 B	0.81 J	9.7 I	<0.15	<0.30	<0.33	<2.9	<1.8	<4.9	49	<1.9
	8/23/2019 (Dup)		<0.42	0.75 J	4.70 B	0.77 J	8.8 I	<0.15	<0.29	<0.32	<2.8	<1.7	<4.7	41	<1.8
	3/25/2020		<0.41 *1	1.1 J	6.4 B	1.5 J	15 I	<0.14	<0.29	<0.31	<2.8	<1.7	<4.7	<1.8	<1.8
MW-5	3/25/2020		<0.41 *1	<0.27	1.4 JB	<0.17	1.5 J I	<0.14	<0.29	<0.31	<2.8	<1.7	<4.6	<1.8	<1.8
MW-10	8/23/2019		<0.43	1.0 J	2.7 B	<0.18	8.3	<0.15	<0.30	<0.32	<2.9	<1.8	<4.8	4.8 J	<1.8
	3/25/2020		<0.42 *1	0.56 J	2.6 B	<0.17	6.2	<0.14	<0.29	<0.32	<2.8	<1.7	<4.7	<1.8	<1.8
Field Blank	2/26/2019		NA	<0.28	0.30 JB	<0.17	<0.50 *	<0.15	<0.29	<0.32	<2.9	<1.7	<4.8	<1.8	<1.8
	8/23/2019		<0.43	<0.28	0.26 JB	<0.18	<0.50	<0.15	<0.30	0.41 JB	<2.9	<1.8	<4.8	<1.9	<1.9
	3/25/2020		<0.45 *1	<0.29	0.24 JB	<0.18	<0.52	<0.16	<0.31	<0.34	<3.0	<1.8	<5.0	<1.9	<1.9
Equipment Blank	2/26/2019		NA	<0.33 *	0.33 JB	<0.21	<0.60	<0.18	<0.36	<0.39	<3.4	<2.1	<5.8	<2.2	<2.2
	8/23/2019		<0.47	<0.31	0.27 JB	<0.19	<0.55	<0.16	<0.33	<0.36	<3.2	<1.9	<5.3	<2.0	<2.0
	3/25/2020		<0.41 *1	<0.27	0.29 JB	<0.17	<0.48	<0.14	<0.29	<0.31	<2.8	<1.7	<4.6	<1.8	<1.8

Table 2. Groundwater Analytical Results Summary - PFAS
MGE Burke WWTP Site - Madison / SCS Engineers Project #25218175
 (Results are in ng/L)

Free Acid Name			10:2 Fluorotelomer sulfonic acid	N-Ethylperfluorooctanesulfonamide	N-Methylperfluorooctanesulfonamide	Perfluorododecanesulfonic acid	N-Methylperfluorooctanesulfonamidoethanol	N-Ethylperfluorooctanesulfonamidoethanol	4,8-Dioxa-3H-perfluorononanoic acid	Perfluoro(2-(6-chlorohexyl)oxy)ethanesulfonic acid	Perfluoro-2-methyl-3-oxahexanoic acid (HFPO-DA)	2-[(8-Chloro-1,1,2,2,3,3,4,4,5,5,6,6,7,7,8,8-hexadecafluorooctyl)oxy]-1,1,2,2-tetrafluoroethanesulfonic acid	NaDONA	DONA	Ammonium Perfluorooctanoate	PFOA + PFOS Combined
Acronym			10:2 FTS	N-EtFOSA	N-MeFOSA	PFDoS	N-MeFOSE	N-EtFOSE	ADONA	F-53B Major	GenX	F-53B Minor	NaDONA	DONA	APFO	
Sample	Date	CAS #	120226-60-0	4151-50-2	31506-32-8	79780-39-5	24448-09-7	1691-99-2	919005-14-4	756426-58-1	13252-13-6	763051-92-9	NE	919005-14-4	3825-26-1	
TG-2	3/25/2020		<0.17	<0.78	<0.39	<0.40	<1.3	<0.76	<0.17	<0.21	<1.3	<0.29	<0.17	<0.16	6.2	10.8
TW-1	2/26/2019		NA	NA	NA	NA	NA	NA	NA	NA	NA	NA	NA	NA	NA	34.7
	8/23/2019		<0.18	<0.82	<0.40	<0.42	<1.3	<0.80	<0.18	<0.23	<1.4	<0.30	<0.18	<0.17	27	39.0
	3/25/2020		<0.17	<0.78	<0.39	<0.41	<1.3	<0.77	<0.17	<0.22	<1.4	<0.29	<0.17	<0.16	13	23.0
	3/25/2020 Dup		<0.18	<0.80	<0.40	<0.41	<1.3	<0.78	<0.18	<0.22	<1.4	<0.29	<0.18	<0.17	14	24.0
TW-2	2/26/2019		NA	NA	NA	NA	NA	NA	NA	NA	NA	NA	NA	NA	NA	8.2
	8/23/2019		<0.17	<0.80	<0.39	<0.41	<1.3	<0.78	<0.17	<0.22	<1.4	<0.29	<0.17	<0.16	3.0	8.6
	3/25/2020		<0.17	<0.79	<0.39	<0.41	<1.3	<0.77	<0.17	<0.22	<1.4	<0.29	<0.17	<0.16	2.3	7.0
TW-3	2/26/2019		NA	NA	NA	NA	NA	NA	NA	NA	NA	NA	NA	NA	NA	3.6
	8/23/2019		<0.17	<0.79	<0.39	<0.41	<1.3	<0.77	<0.17	<0.22	<1.4	<0.29	<0.17	<0.16	5.4	5.2
	3/25/2020		<1.8	<8.1	<4.0	<4.2	<13	<7.9	<1.8	<2.2	<14	<3.0	<1.8	<1.7	<8.2	<12.9
TW-4	2/26/2019		NA	NA	NA	NA	NA	NA	NA	NA	NA	NA	NA	NA	NA	41.0
	8/23/2019		<0.18	<0.82	<0.41	<0.42	<1.3	<0.80	<0.18	<0.23	<1.4	<0.30	<0.18	<0.17	15	23.7
	8/23/2019 (Dup)		<0.17	<0.79	<0.39	<0.41	<1.3	<0.77	<0.17	<0.22	<1.4	<0.29	<0.17	<0.16	16	24.8
	3/25/2020		<0.17	<0.78	<0.39	<0.40	<1.3	<0.76	<0.17	<0.22	<1.3	<0.29	<0.17	<0.16	19	34.0
MW-5	3/25/2020		<0.17	<0.78	<0.38	<0.40	<1.2	<0.76	<0.17	<0.21	<1.3	<0.29	<0.17	<0.16	<0.78	1.5
MW-10	8/23/2019		<0.18	<0.80	<0.40	<0.42	<1.3	<0.79	<0.18	<0.22	<1.4	<0.30	<0.18	<0.17	3.8	11.9
	3/25/2020		<0.17	<0.79	<0.39	<0.41	<1.3	<0.77	<0.17	<0.22	<1.4	<0.29	<0.17	<0.16	2.0	8.1
Field Blank	2/26/2019		NA	NA	NA	NA	NA	NA	NA	NA	NA	NA	NA	NA	NA	<1.28
	8/23/2019		<0.18	<0.81	<0.40	<0.42	<1.3	<0.79	<0.18	<0.22	<1.4	<0.30	<0.18	<0.17	<0.82	<1.29
	3/25/2020		<0.18	<0.84	<0.42	<0.44	<1.4	<0.82	<0.18	<0.23	<1.5	<0.31	<0.18	<0.17	<0.85	<1.34
Equipment Blank	2/26/2019		NA	NA	NA	NA	NA	NA	NA	NA	NA	NA	NA	NA	NA	<1.54
	8/23/2019		<0.19	<0.89	<0.44	<0.46	<1.4	<0.87	<0.19	<0.24	<1.5	<0.33	<0.19	<0.18	<0.90	<1.42
	3/25/2020		<0.17	<0.78	<0.38	<0.40	<1.2	<0.76	<0.17	<0.21	<1.3	<0.29	<0.17	<0.16	<0.78	<1.24

Table 2. Groundwater Analytical Results Summary - PFAS
MGE Burke WWTP Site - Madison / SCS Engineers Project #25218175
(Results are in ng/L)

Abbreviations:

ng/L = nanograms per liter or parts per trillion (ppt)
CAS No. = Chemical Abstracts Service Number

NE = Not Established
-- = Not Applicable

NA = Not Analyzed

Notes:

Brown shading indicates compound was also detected in one or more soil samples

Bold+Underlined results exceed the proposed groundwater enforcement standard of 20 ng/L for PFOS+PFOA combined.

Laboratory Notes/Qualifiers:

* = LCS or LCSD is outside acceptance limits.

^ = Isotope Dilution analyte is outside acceptable limits.

*1 = LCS/LCSD RPD exceeds control limits.

B = Compound was found in the blank and sample.

G = The reported quantitation limit has been raised due to an exhibited elevated noise or matrix interference.

I = Value is estimated maximum possible concentration.

J = Result is less than the RL but greater than or equal to the MDL and the concentration is an approximate value.

Created by: AJR
Last revision by: MDB
Checked by: AJR
Proj Mgr QA/QC: REL

Date: 9/20/2019
Date: 8/3/2020
Date: 8/5/2020
Date: 8/5/2020

Table 3. Water Level Summary
MG&E Burke Site - Madison, WI / SCS Engineers Project #25218175.00

Raw Data	Depth to Water in feet below top of well casing						
	TW1	TG2	TW2	TW3	TW4	MW5	MW10
Measurement Date							
February 26, 2019	9.45	NM	21.36	14.97	18.20	NM	NM
August 23, 2019	10.67	NM	21.24	15.05	18.30	NM	6.40
March 25, 2020	4.8	10.98	20.85	14.03	17.05	5.34	5.70

Ground Water Elevation in feet above mean sea level (amsl)							
Well Number	TW1	TG2	TW2	TW3	TW4	MW5	MW10
Top of Casing Elevation (feet amsl)	860.29	860.49	869.67	863.64	866.81	856.17	858.86
Screen Length (ft)	10.00	10.00	10.00	10.00	10.00	10.00	10.00
Total Depth (ft from top of casing)	17.30	20.40	27.10	22.10	24.30	17.70	18.20
Top of Well Screen Elevation (ft)	852.99	850.09	852.57	851.54	852.51	848.47	850.66
Measurement Date							
February 26, 2019	850.84	NM	848.31	848.67	848.61	NM	NM
August 23, 2019	849.62	NM	848.43	848.59	848.51	NM	852.46
March 25, 2020	855.49	849.51	848.82	849.61	849.76	850.83	853.16
Bottom of Well Elevation (ft)	842.99	840.09	842.57	841.54	842.51	838.47	840.66

Notes:

NM = not measured

Created by:

Last revision by:

Checked by:

JR

JR

ACW

Date: 4/4/2019

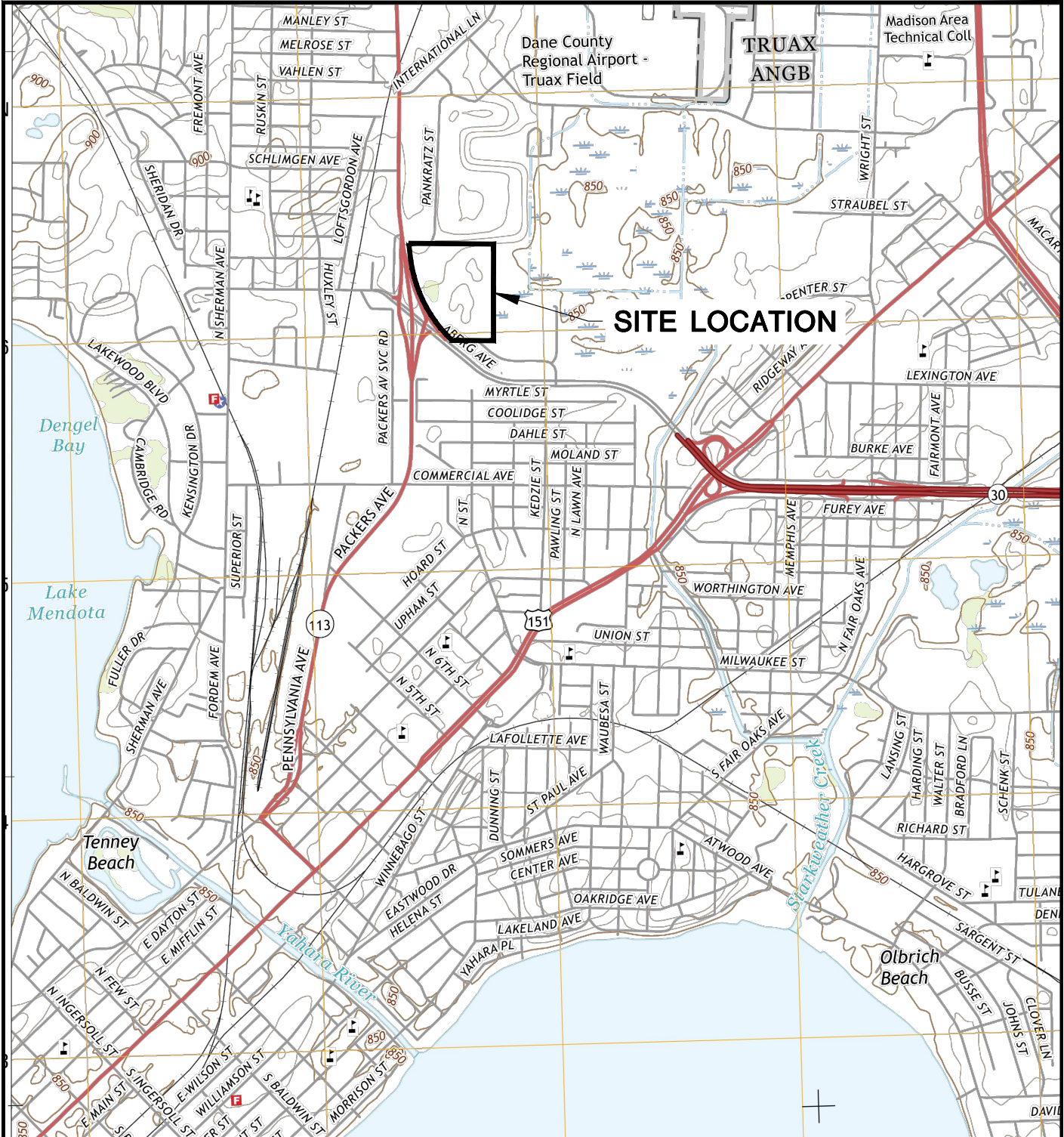
Date: 4/13/2020

Date: 4/13/2020

I:\25218175.00\Deliverables\Site Update April 2020\Tables\[Table 3. Water Level Summary.xlsx]levels

Figures

- 1 Site Location Map
- 2 Historic Site Layout
- 3 Detailed Site Map
- 4 Water Table Map – August 23, 2019
- 5 Water Table Map – March 25, 2020



MADISON EAST QUADRANGLE
 WISCONSIN-DANE CO.
 7.5 MINUTE SERIES (TOPOGRAPHIC)
 2016
 SCALE: 1" = 2,000'




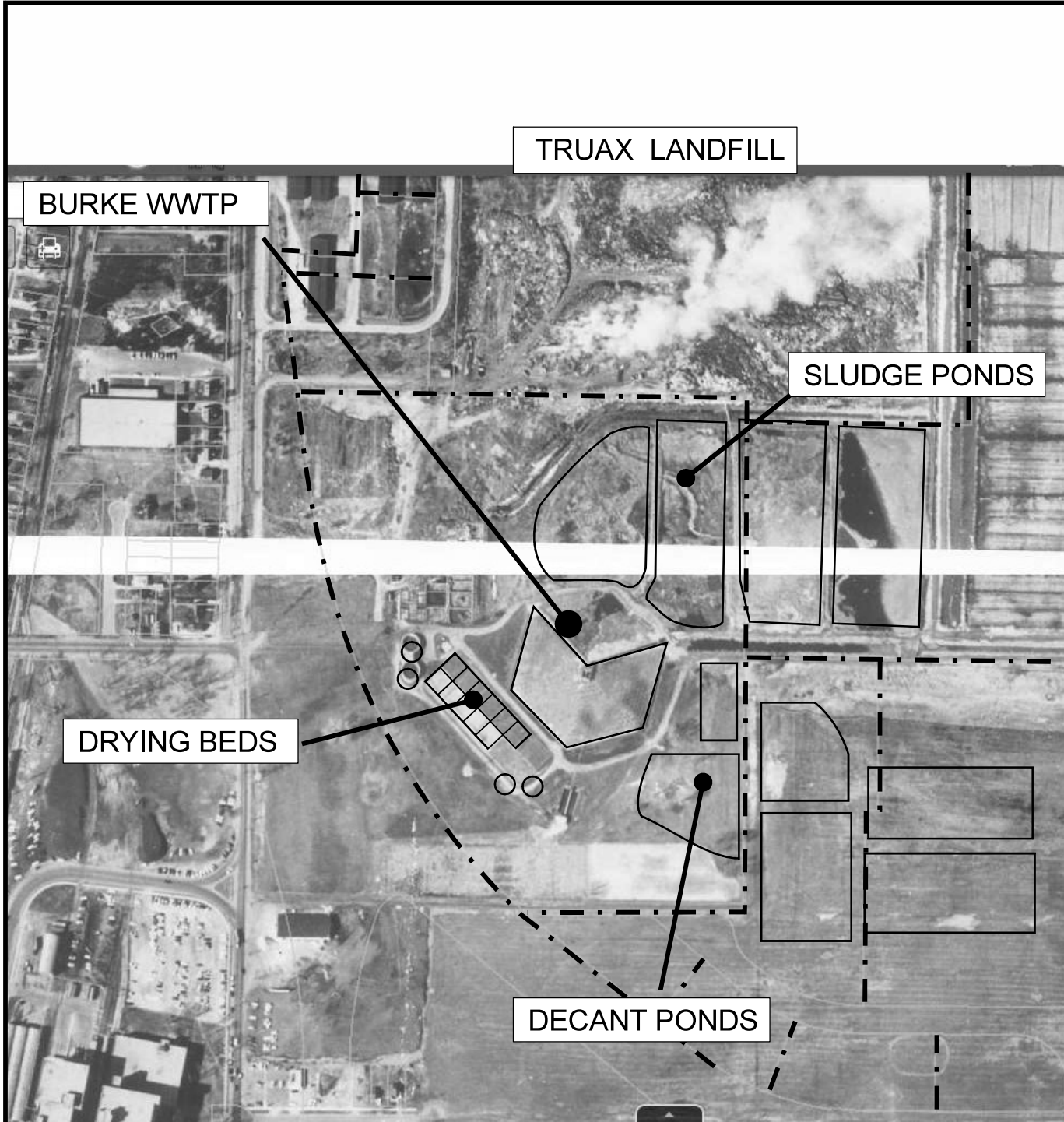
CLIENT  MADISON GAS AND ELECTRIC 120 S. BALDWIN ST. MADISON, WI, 53703	SITE POYNETTE DEVELOPMENT LLC 1401 PACKERS AVENUE MADISON, WISCONSIN	FIGURE SITE LOCATION MAP	
		PROJECT NO. 25218175.00 DRAWN: 10/24/18 REVISED: 10/24/18	DRAWN BY: KP CHECKED BY: NK APPROVED BY:

Figure 2. Historic Site Layout



1 INCH = 400 FEET
SCALE IS APPROXIMATE

FILE/PATH: D:\PROJECTS\IRUEDEBUSCH\BurkeWWTP-layout.cdr

DATE: 01/08/2019

PREPARED: MDF APPROVED:

SOURCE:
Dane County Public Mapping
Aerial Photo from 1957

SEYMOUR
ENVIRONMENTAL
SERVICES, INC.

HISTORIC SITE LAYOUT
Burke Wastewater Treatment Plant
1401 Packers Avenue
Madison, Wisconsin

FIGURE

2



LEGEND

- × BENCHMARK (SEE NOTE 6)
- ⊕ MONITORING WELL
- ⊕ GEOPROBE SOIL BORING

NOTES:

1. MARCH 19, 2018 AERIAL PHOTOGRAPH SOURCES: ESRI, DIGITALGLOBE, GEOEYE, 1-CUBED, USDA FSA, USGS, AEX, GETMAPPING, AEROGRIID, IGN, IGP, SWISSTOPO, AND THE GIS USER COMMUNITY
2. MAP IN NAD83 WISCONSIN STATE PLANE, SOUTH ZONE COORDINATE SYSTEM.
3. MONITORING WELL LOCATIONS SURVEYED BY SCS ENGINEERS ON MARCH 25, 2020.
4. BORINGS GP-1 THROUGH GP-9 WERE INSTALLED BY SEYMOUR ENVIRONMENTAL SERVICES, INC.
5. BORINGS GP-101 THROUGH GP-104 WERE INSTALLED BY SCS ENGINEERS.
6. BENCHMARKS BASED ON TOPOGRAPHIC SURVEY DRAWING BY WILLIAMSON SURVEYING & ASSOCIATES, LLC. DATED OCTOBER 3, 2017. BENCHMARKS ELEVATIONS ADJUSTED FROM NGVD 29 DATUM AS SHOWN IN WILLIAMSON DRAWING TO NAVD 88 DATUM. BENCHMARKS LOCATED BY SCS ENGINEERING DURING MARCH 25, 2020 SURVEY.



SCALE: 1" = 200'



PROJECT NO.	25218175.00	DRAWN BY:	BSS
DRAWN:	03/27/2020	CHECKED BY:	JR
REVISED:	04/27/2020	APPROVED BY:	

ENGINEER	
----------	--

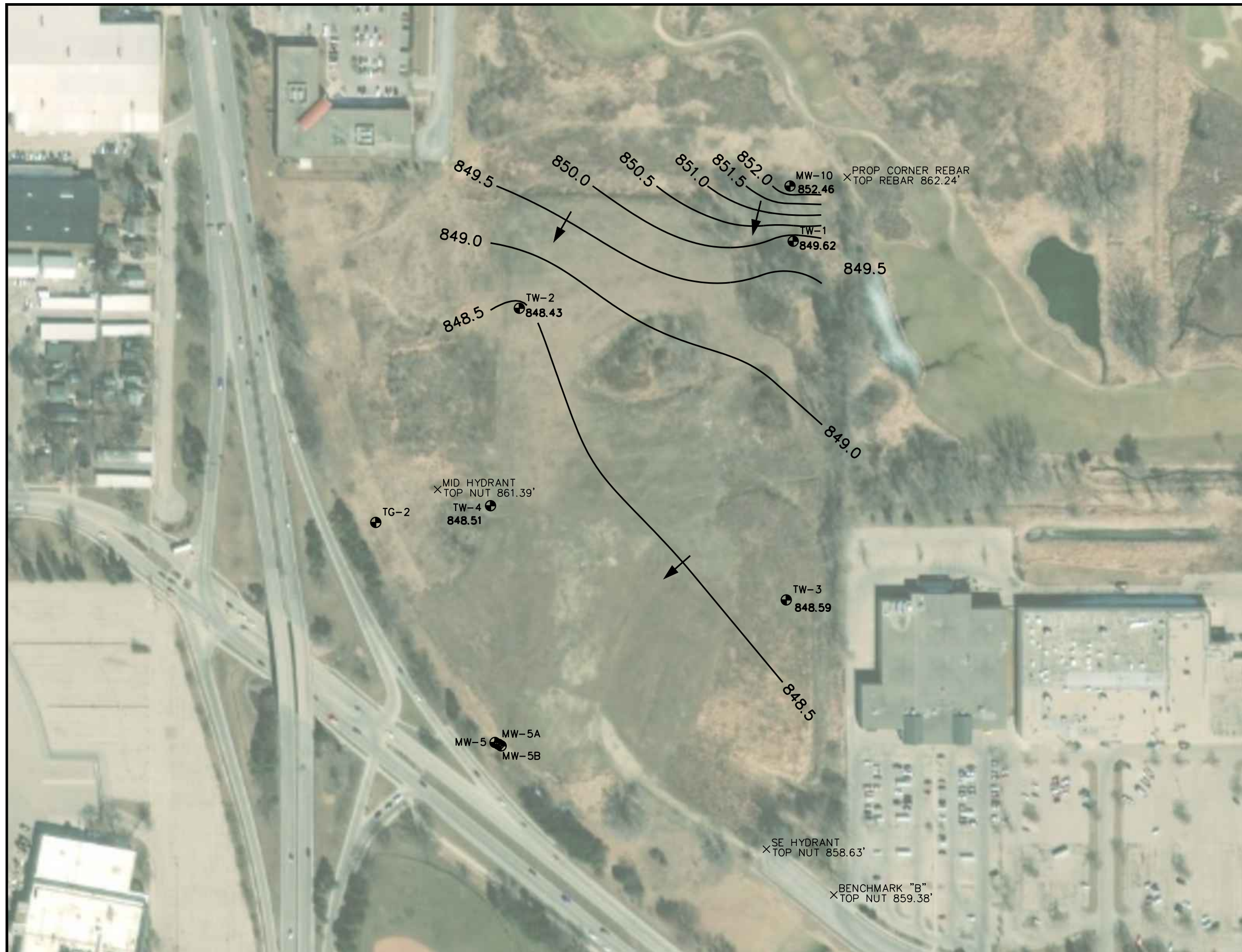
SCS ENGINEERS
 2830 DAIRY DRIVE MADISON, WI 53718-6751
 PHONE: (608) 224-2830

CLIENT **mg&e** MADISON GAS AND ELECTRIC
 120 S. BALDWIN ST.
 MADISON, WI, 53703

SITE MG&E BURKE SITE
 1401 PACKERS AVENUE
 MADISON, WI

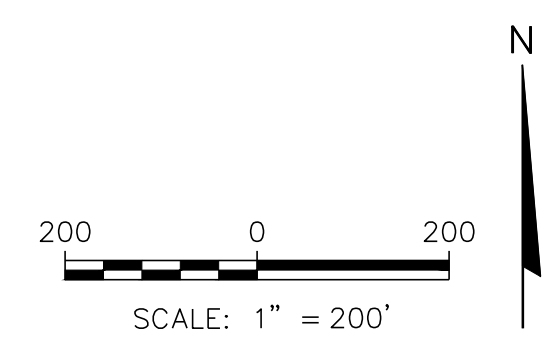
DETAILED SITE MAP

FIGURE
 3

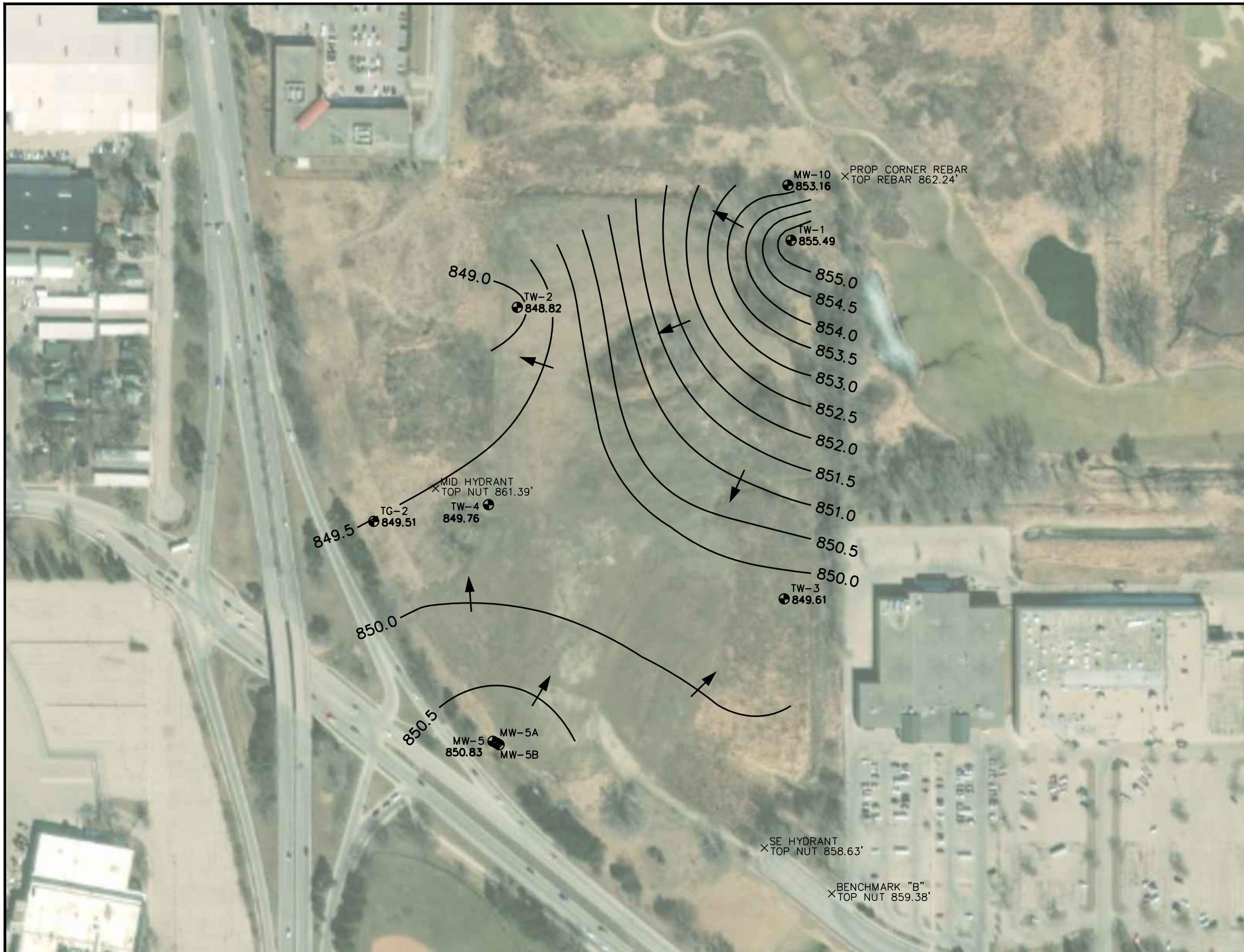


LEGEND	
×	BENCHMARK (SEE NOTE 4)
⊕	MONITORING WELL
862.95	WATER TABLE ELEVATION MEASURED ON 08/23/2019
—	WATER TABLE CONTOUR
→	APPROXIMATE GROUNDWATER FLOW DIRECTION

- NOTES:
- MARCH 19, 2018 AERIAL PHOTOGRAPH SOURCES: ESRI, DIGITALGLOBE, GEOEYE, I-CUBED, USDA FSA, USGS, AEX, GETMAPPING, AEROGRIID, IGN, IGP, SWISSTOPO, AND THE GIS USER COMMUNITY
 - MAP IN NAD83 WISCONSIN STATE PLANE, SOUTH ZONE COORDINATE SYSTEM.
 - MONITORING WELL LOCATIONS SURVEYED BY SCS ENGINEERS ON MARCH 25, 2020.
 - BENCHMARKS BASED ON TOPOGRAPHIC SURVEY DRAWING BY WILLIAMSON SURVEYING & ASSOCIATES, LLC. DATED OCTOBER 3, 2017. BENCHMARKS ELEVATIONS ADJUSTED FROM NGVD 29 DATUM AS SHOWN IN WILLIAMSON DRAWING TO NAVD 88 DATUM. BENCHMARKS LOCATED BY SCS ENGINEERING DURING MARCH 25, 2020 SURVEY.

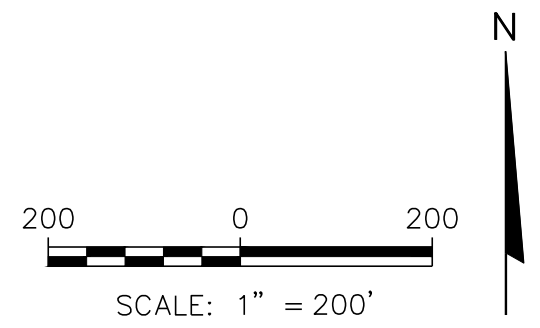


PROJECT NO. 25218175.00	DRAWN BY: KP	ENGINEER	SCS ENGINEERS 2830 DAIRY DRIVE MADISON, WI 53718-6751 PHONE: (608) 224-2830	CLIENT	MADISON GAS AND ELECTRIC 120 S. BALDWIN ST. MADISON, WI, 53703	SITE	MG&E BURKE SITE 1401 PACKERS AVENUE MADISON, WI	WATER TABLE MAP AUGUST 23, 2019	FIGURE
DRAWN: 04/27/2020	CHECKED BY: JR								4
REVISED: 04/27/2020	APPROVED BY:								



LEGEND	
×	BENCHMARK (SEE NOTE 4)
⊕	MONITORING WELL
853.16	WATER TABLE ELEVATION MEASURED ON 03/25/2020
—	WATER TABLE CONTOUR
→	APPROXIMATE GROUNDWATER FLOW DIRECTION

- NOTES:
- MARCH 19, 2018 AERIAL PHOTOGRAPH SOURCES: ESRI, DIGITALGLOBE, GEOEYE, 1-CUBED, USDA FSA, USGS, AEX, GETMAPPING, AEROGRID, IGN, IGP, SWISSTOPO, AND THE GIS USER COMMUNITY
 - MAP IN NAD83 WISCONSIN STATE PLANE, SOUTH ZONE COORDINATE SYSTEM.
 - MONITORING WELL LOCATIONS SURVEYED BY SCS ENGINEERS ON MARCH 25, 2020.
 - BENCHMARKS BASED ON TOPOGRAPHIC SURVEY DRAWING BY WILLIAMSON SURVEYING & ASSOCIATES, LLC. DATED OCTOBER 3, 2017. BENCHMARKS ELEVATIONS ADJUSTED FROM NGVD 29 DATUM AS SHOWN IN WILLIAMSON DRAWING TO NAVD 88 DATUM. BENCHMARKS LOCATED BY SCS ENGINEERING DURING MARCH 25, 2020 SURVEY.



PROJECT NO. 25218175.00	DRAWN BY: KP	SCS ENGINEERS 2830 DAIRY DRIVE MADISON, WI 53718-6751 PHONE: (608) 224-2830	mg&e MADISON GAS AND ELECTRIC 120 S. BALDWIN ST. MADISON, WI, 53703	SITE MG&E BURKE SITE 1401 PACKERS AVENUE MADISON, WI	WATER TABLE MAP MARCH 25, 2020	FIGURE
DRAWN: 04/27/2020	CHECKED BY: JR					5
REVISED: 05/21/2020	APPROVED BY:					

Appendix A

Soil Boring Logs and Abandonment Forms

Route To:

- Watershed/Wastewater
- Remediation/Redev.
- Waste Management
- Other _____

SOIL BORING LOG INFORMATION

Form 4400-122


7-98

Revised by SCS 1-2016

Facility/Project Name Former Burke Wastewater Treatment Plant Property			SCS # 25218175.00			License/Permit/Monitoring Number			Boring Number GP-104							
Boring Drilled By (Firm name and name of crew chief) On-Site Environmental Services Inc, Tony Kapugi						Drilling Started 8/15/19			Drilling Completed 8/15/19			Drilling Method Geoprobe				
DNR Facility Well No.		WI Unique Well No.		Common Well Name				Static Water Level			Surface Elevation			Borehole Diam.		
Boring Location State Plane SW 1/4 of NE 1/4 of Section 31, T. 8 N, R. 10E						Lat. Long.			Local Grid Location (If applicable) N., E.							
County United States						DNR County Code			Civil Town/City/or Village Madison							

Sample Number	Length Recovered	Blow Counts	Depth in Feet	Soil/Rock Description And Geologic Origin For Each Major Unit	USCS	Graphic Log	Well Diagram	Max. PID/FID	Soil Properties			RQD/ Comments
									Standard Penetration	Moisture Content	P200	
S1	32"			Silt, brown w/trace organics	ML			2.1			M	
S2				Silt & sand, brown to black w/trace cinders and gravel	SM						M	
S3			5	Clayey sand brown w/red mottling fine-medium grain, trace fibers	SC			3.3			M	
S4	26"			Organic silt dark brown-black trace fibers.	OL			1.9			M	
S5			10	Organic silt, black (possible sludge)				2.2			M	
S6	29"			Clayey silt, grey Silt w/clay, grey	ML			1.8			W	
S7			15					2.4				
S8	48"			SAND, fine to coarse grain, on gray transitions to light brown				1.5			W	

I hereby certify that the information on this form is true and correct to the best of my knowledge.

Signature:  Firm: SCS ENGINEERS

This form is authorized by Chapters 281,283,289,291,292,295, and 299, Wis. Stats. Completion of this form is mandatory. Failure to file this form may result in forfeiture between \$10 and \$25,000, or imprisonment for up to one year, depending on program and conduct involved. Personally identifiable information on this form is not intended to be used for any other purpose. NOTE: See instructions for more information.

Route To:

- Watershed/Wastewater
- Remediation/Redev.
- Waste Management
- Other _____

SOIL BORING LOG INFORMATION

Form 4400-122


7-98

Revised by SCS 1-2016

Facility/Project Name Former Burke Wastewater Treatment Plant Property			SCS # 25218175.00			License/Permit/Monitoring Number			Boring Number GP-102		
Boring Drilled By (Firm name and name of crew chief) On-Site Environmental Services Inc, Tony Kapugi						Drilling Started 8/15/19		Drilling Completed 8/15/19		Drilling Method Geoprobe	
DNR Facility Well No.		WI Unique Well No.		Common Well Name		Static Water Level		Surface Elevation		Borehole Diam. 2"	
Boring Location State Plane SW 1/4 of NE 1/4 of Section 31, T. 8 N., R. 10E						Lat. Long.		Local Grid Location (If applicable) N., E.			
County United States				DNR County Code		Civil Town/City/or Village Madison					

Sample Number	Length Recovered	Blow Counts	Depth in Feet	Soil/Rock Description And Geologic Origin For Each Major Unit	USCS	Graphic Log	Well Diagram	Max. PID/FID	Soil Properties			RQD/ Comments
									Standard Penetration	Moisture Content	P200	
S1	18"			Silt w/ clay brownish gray w fibers & roots				5.5				
S2				clayey sand fine grain, light brown w/ trace gravel	SP					M		
S3	20"		5	Silt w/ trace clay, black w/ trace organics	ML			6.1				
S4				Peat, black-dark brown w/ greyish black bits with petroleum smell.	PT			6.0		M		
S5				Chunks of wood at bottom								
S6	30"		10	Peat, brown-dark brown w/ bits of wood	PT			2.3		M		
S7				Silt w/ trace clay, brown, w/ trace wood and fiber	ML			1.2				
S8				Silt w/ trace clay, gray	ML					W		
S9	26"		15	Poorly graded sand, fine-medium grain, gray.	SM			2.5		W		
S10				Silt w/ trace clay, gray	ML			3.1		W		

I hereby certify that the information on this form is true and correct to the best of my knowledge.

Signature:  Firm: SCS ENGINEERS


This form is authorized by Chapters 281, 283, 289, 291, 292, 295, and 299, Wis. Stats. Completion of this form is mandatory. Failure to file this form may result in forfeiture between \$10 and \$25,000, or imprisonment for up to one year, depending on program and conduct involved. Personally identifiable information on this form is not intended to be used for any other purpose. NOTE: See instructions for more information.

Sample		Blow Counts	Depth in Feet	Soil/Rock Description And Geologic Origin For Each Major Unit	USCS	Graphic Log	Well Diagram	Max. PID/FID	Soil Properties			RQD/ Comments
Number	Length Recovered								Standard Penetration	Moisture Content	P200	
S9	52"			Silt w/ trace clay, gray	ML		3.5					
S10				Poorly graded Sand, medium grain, tan w/ trace gray at top	SP		2.5		W			
				EOB @ 25' bgs								
				Abandoned w/ bentonite								

Facility/Project Name Former Burke Wastewater Treatment Plant Property			SCS # 25218175.00			License/Permit/Monitoring Number			Boring Number GP-103						
Boring Drilled By (Firm name and name of crew chief) On-Site Environmental Services Inc, Tony Kapugi						Drilling Started			Drilling Completed			Drilling Method Geoprobe			
DNR Facility Well No.		WI Unique Well No.		Common Well Name			Static Water Level			Surface Elevation			Borehole Diam.		
Boring Location State Plane SW 1/4 of NE 1/4 of Section 31, T. 8 N, R. 10E						Lat. Long.			Local Grid Location (If applicable) N., E.						
County United States						DNR County Code			Civil Town/City/or Village Madison						

Sample Number	Length Recovered	Blow Counts	Depth in Feet	Soil/Rock Description And Geologic Origin For Each Major Unit	USCS	Graphic Log	Well Diagram	Max. PID/FID	Soil Properties			RQD/ Comments
									Standard Penetration	Moisture Content	P200	
S1	27"			Silt, brown Silt, brown w/trace gray and gravel	ML			1.5				
S2			5	Silty sand, trace fine grain, brown	SM			2.5		M		
S3	34"			Clay, brown w/trace fibers and gravel				2.7				
S4				Organic silt, dark gray brown (possible waste water sludge)	OL			1.6		M		
S5	22"		10	Organic silt, dark brown (possible waste water sludge)	OL			1.9		M		
S6								0.8				
S7			15	Mostly wood fibers w/silt, brown	PT			1.2		M		
S8				Silt, brown transition to gray w/wood fibers.	ML			1.1		U		

I hereby certify that the information on this form is true and correct to the best of my knowledge.

Signature:  Firm: SCS ENGINEERS

This form is authorized by Chapters 281, 283, 289, 291, 292, 295, and 299, Wis. Stats. Completion of this form is mandatory. Failure to file this form may result in forfeiture between \$10 and \$25,000, or imprisonment for up to one year, depending on program and conduct involved. Personally identifiable information on this form is not intended to be used for any other purpose. NOTE: See instructions for more information.

Route To:

- Watershed/Wastewater
- Remediation/Redev.
- Waste Management

Other _____

SOIL BORING LOG INFORMATION

Form 4400-122


7-98

Revised by SCS 1-2016

Facility/Project Name Former Burke Wastewater Treatment Plant Property			SCS # 25218175.00			License/Permit/Monitoring Number			Boring Number GP-381 104							
Boring Drilled By (Firm name and name of crew chief) On-Site Environmental Services Inc, Tony Kapugi						Drilling Started 8/15/19			Drilling Completed 8/15/19			Drilling Method Geoprobe				
DNR Facility Well No.		WI Unique Well No.		Common Well Name				Static Water Level			Surface Elevation			Borehole Diam. 2"		
Boring Location State Plane SW 1/4 of NE 1/4 of Section 31, T. 8 N., R. 10E						Lat. Long.			Local Grid Location (If applicable) N., E.							
County United States						DNR County Code			Civil Town/City/or Village Madison							

Sample Number	Length Recovered	Blow Counts	Depth in Feet	Soil/Rock Description And Geologic Origin For Each Major Unit	USCS	Graphic Log	Well Diagram	Max. PID/FID	Soil Properties			RQD/ Comments
									Standard Penetration	Moisture Content	P200	
S1	43"		0"	SILT, dk. brown (topsoil) SANDY SAND, brown, F-C, little small gravel SILT, dk. brown, w/gravel	ML SM			2.2				
S2				Silty sand, tan-brown F-C w/gravel trace cinders (fill)	SM			2.2			M	
S3	46"		5	Clay w/silt gray w/gravel trace organics wood fibers/roots	CH			1.1			M	
S4				Clay w sand, F grains, tan-brown trace gravel	CL			1.0			M	
S5	42"		10	Organic silt very dark grey to black trace organic fibers, (potential waste water sludge) Gravel, fine gravel, light grey-white	OL			1.1			M	
S6				Clay, black, w/trace fibers. Potential wastewater sludge	CL			0.8			M	
S7	35"		15	Clay, grey, light grey Clay w trace silt, gray w/BROWN silt.	CL						M	
S8				Silt w clay, brown-tan, grey clay to 19' and grey to 20'	ML			0.7			W	

I hereby certify that the information on this form is true and correct to the best of my knowledge.

Signature 	Firm SCS ENGINEERS
--	-----------------------

This form is authorized by Chapters 281, 283, 289, 291, 292, 295, and 299, Wis. Stats. Completion of this form is mandatory. Failure to file this form may result in forfeiture between \$10 and \$25,000, or imprisonment for up to one year, depending on program and conduct involved. Personally identifiable information on this form is not intended to be used for any other purpose. NOTE: See instructions for more information.

Notice: Completion of this report is required by chs. 160, 281, 283, 289, 291-293, 295, and 299, Wis. Stats., and chs. NR 141 and 812, Wis. Adm. Code. In accordance with chs. 281, 289, 291-293, 295, and 299, Wis. Stats., failure to file this form may result in a forfeiture of between \$10-25,000, or imprisonment for up to one year, depending on the program and conduct involved. Personally identifiable information on this form is not intended to be used for any other purpose. Return form to the appropriate DNR office and bureau. See instructions on reverse for more information.

Verification Only of Fill and Seal

Route to DNR Bureau:

Drinking Water Watershed/Wastewater Remediation/Redevelopment

Waste Management Other: _____

1. Well Location Information **2. Facility / Owner Information**


County Dane		WI Unique Well # of Removed Well		Hicap # GP-101		Facility Name Former Burke Wastewater Treatment Plant Property	
Latitude / Longitude (see instructions) _____ N _____ W		Format Code <input type="checkbox"/> DD <input type="checkbox"/> DDM		Method Code <input type="checkbox"/> GPS008 <input type="checkbox"/> SCR002 <input type="checkbox"/> OTH001		Facility ID (FID or PWS)	
1/4 1/4 NW 1/4 SE		Section 31		Township 8 N		Range <input checked="" type="checkbox"/> E <input type="checkbox"/> W	
or Gov't Lot #		Well Street Address Former Burke Wastewater Treatment Plant Property		Well City, Village or Town Madison		Well ZIP Code 53704	
Subdivision Name		Lot #		Original Well Owner		Present Well Owner Madison Gas & Electric	
Reason for Removal from Service		WI Unique Well # of Replacement Well		Mailing Address of Present Owner 133 S Blair St.		License/Permit/Monitoring #	
City of Present Owner Madison		State WI		ZIP Code 53704		Original Well Owner	

3. Filled & Sealed Well / Drillhole / Borehole Information **4. Pump, Liner, Screen, Casing & Sealing Material**

<input type="checkbox"/> Monitoring Well		Original Construction Date (mm/dd/yyyy) 08/15/2019		Pump and piping removed? <input type="checkbox"/> Yes <input type="checkbox"/> No <input checked="" type="checkbox"/> N/A	
<input type="checkbox"/> Water Well		If a Well Construction Report is available, please attach.		Liner(s) removed? <input type="checkbox"/> Yes <input type="checkbox"/> No <input checked="" type="checkbox"/> N/A	
<input checked="" type="checkbox"/> Borehole / Drillhole				Liner(s) perforated? <input type="checkbox"/> Yes <input type="checkbox"/> No <input checked="" type="checkbox"/> N/A	
Construction Type:				Screen removed? <input type="checkbox"/> Yes <input type="checkbox"/> No <input checked="" type="checkbox"/> N/A	
<input type="checkbox"/> Drilled <input type="checkbox"/> Driven (Sandpoint) <input type="checkbox"/> Dug				Casing left in place? <input type="checkbox"/> Yes <input type="checkbox"/> No <input checked="" type="checkbox"/> N/A	
<input checked="" type="checkbox"/> Other (specify): Direct push				Was casing cut off below surface? <input type="checkbox"/> Yes <input type="checkbox"/> No <input checked="" type="checkbox"/> N/A	
Formation Type:				Did sealing material rise to surface? <input checked="" type="checkbox"/> Yes <input type="checkbox"/> No <input type="checkbox"/> N/A	
<input checked="" type="checkbox"/> Unconsolidated Formation <input type="checkbox"/> Bedrock				Did material settle after 24 hours? <input type="checkbox"/> Yes <input checked="" type="checkbox"/> No <input type="checkbox"/> N/A	
Total Well Depth From Ground Surface (ft.) 25'		Casing Diameter (in.) NA		If yes, was hole retopped? <input type="checkbox"/> Yes <input type="checkbox"/> No <input type="checkbox"/> N/A	
Lower Drillhole Diameter (in.) 2"		Casing Depth (ft.) NA		If bentonite chips were used, were they hydrated with water from a known safe source? <input type="checkbox"/> Yes <input checked="" type="checkbox"/> No <input type="checkbox"/> N/A	
Was well annular space grouted? <input type="checkbox"/> Yes <input type="checkbox"/> No <input type="checkbox"/> Unknown				Required Method of Placing Sealing Material	
If yes, to what depth (feet)?		Depth to Water (feet) ~13'		<input type="checkbox"/> Conductor Pipe-Gravity <input type="checkbox"/> Conductor Pipe-Pumped	
				<input checked="" type="checkbox"/> Screened & Poured (Bentonite Chips) <input type="checkbox"/> Other (Explain): _____	

5. Material Used to Fill Well / Drillhole			
From (ft.)	To (ft.)	No. Yards, Sacks Sealant or Volume (circle one)	Mix Ratio or Mud Weight
Surface	25	0.25ft^3	

6. Comments

7. Supervision of Work			DNR Use Only	
Name of Person or Firm Doing Filling & Sealing SCS Engineers	License #	Date of Filling & Sealing or Verification (mm/dd/yyyy)	Date Received	Noted By
Street or Route 2830 Dairy Drive	Telephone Number (608) 224-2830	Comments		
City Madison	State WI	ZIP Code 53718	Signature of Person Doing Work 	Date Signed 06/17/2020

Notice: Completion of this report is required by chs. 160, 281, 283, 289, 291-293, 295, and 299, Wis. Stats., and chs. NR 141 and 812, Wis. Adm. Code. In accordance with chs. 281, 289, 291-293, 295, and 299, Wis. Stats., failure to file this form may result in a forfeiture of between \$10-25,000, or imprisonment for up to one year, depending on the program and conduct involved. Personally identifiable information on this form is not intended to be used for any other purpose. Return form to the appropriate DNR office and bureau. See instructions on reverse for more information.

Verification Only of Fill and Seal

Route to DNR Bureau:

Drinking Water Watershed/Wastewater Remediation/Redevelopment

Waste Management Other: _____

1. Well Location Information **2. Facility / Owner Information**


County Dane		WI Unique Well # of Removed Well		Hicap # GP-102		Facility Name Former Burke Wastewater Treatment Plant Property	
Latitude / Longitude (see instructions) _____ N _____ W		Format Code <input type="checkbox"/> DD <input type="checkbox"/> DDM		Method Code <input type="checkbox"/> GPS008 <input type="checkbox"/> SCR002 <input type="checkbox"/> OTH001		Facility ID (FID or PWS)	
1/4 1/4 NW 1/4 SE		Section 31		Township 8 N		Range <input checked="" type="checkbox"/> E <input type="checkbox"/> W	
or Gov't Lot #		Well Street Address Former Burke Wastewater Treatment Plant Property		Well City, Village or Town Madison		Well ZIP Code 53704	
Subdivision Name		Lot #		Original Well Owner		Present Well Owner Madison Gas & Electric	
Reason for Removal from Service		WI Unique Well # of Replacement Well		Mailing Address of Present Owner 133 S Blair St.		License/Permit/Monitoring #	
City of Present Owner Madison		State WI		ZIP Code 53704		Original Well Owner	

3. Filled & Sealed Well / Drillhole / Borehole Information **4. Pump, Liner, Screen, Casing & Sealing Material**

<input type="checkbox"/> Monitoring Well		Original Construction Date (mm/dd/yyyy) 08/15/2019		Pump and piping removed? <input type="checkbox"/> Yes <input type="checkbox"/> No <input checked="" type="checkbox"/> N/A	
<input type="checkbox"/> Water Well		If a Well Construction Report is available, please attach.		Liner(s) removed? <input type="checkbox"/> Yes <input type="checkbox"/> No <input checked="" type="checkbox"/> N/A	
<input checked="" type="checkbox"/> Borehole / Drillhole				Liner(s) perforated? <input type="checkbox"/> Yes <input type="checkbox"/> No <input checked="" type="checkbox"/> N/A	
Construction Type:				Screen removed? <input type="checkbox"/> Yes <input type="checkbox"/> No <input checked="" type="checkbox"/> N/A	
<input type="checkbox"/> Drilled <input type="checkbox"/> Driven (Sandpoint) <input type="checkbox"/> Dug				Casing left in place? <input type="checkbox"/> Yes <input type="checkbox"/> No <input checked="" type="checkbox"/> N/A	
<input checked="" type="checkbox"/> Other (specify): Direct push				Was casing cut off below surface? <input type="checkbox"/> Yes <input type="checkbox"/> No <input checked="" type="checkbox"/> N/A	
Formation Type:				Did sealing material rise to surface? <input checked="" type="checkbox"/> Yes <input type="checkbox"/> No <input type="checkbox"/> N/A	
<input checked="" type="checkbox"/> Unconsolidated Formation <input type="checkbox"/> Bedrock				Did material settle after 24 hours? <input type="checkbox"/> Yes <input checked="" type="checkbox"/> No <input type="checkbox"/> N/A	
Total Well Depth From Ground Surface (ft.) 25'		Casing Diameter (in.) NA		If yes, was hole retopped? <input type="checkbox"/> Yes <input type="checkbox"/> No <input type="checkbox"/> N/A	
Lower Drillhole Diameter (in.) 2"		Casing Depth (ft.) NA		If bentonite chips were used, were they hydrated with water from a known safe source? <input type="checkbox"/> Yes <input checked="" type="checkbox"/> No <input type="checkbox"/> N/A	
Was well annular space grouted? <input type="checkbox"/> Yes <input type="checkbox"/> No <input type="checkbox"/> Unknown		Depth to Water (feet) ~14'		Required Method of Placing Sealing Material	
If yes, to what depth (feet)?				<input type="checkbox"/> Conductor Pipe-Gravity <input type="checkbox"/> Conductor Pipe-Pumped	
				<input checked="" type="checkbox"/> Screened & Poured (Bentonite Chips) <input type="checkbox"/> Other (Explain): _____	
				Sealing Materials	
				<input type="checkbox"/> Neat Cement Grout <input type="checkbox"/> Concrete	
				<input type="checkbox"/> Sand-Cement (Concrete) Grout <input checked="" type="checkbox"/> Bentonite Chips	
				For Monitoring Wells and Monitoring Well Boreholes Only:	
				<input type="checkbox"/> Bentonite Chips <input type="checkbox"/> Bentonite - Cement Grout	
				<input type="checkbox"/> Granular Bentonite <input type="checkbox"/> Bentonite - Sand Slurry	

5. Material Used to Fill Well / Drillhole			
From (ft.)	To (ft.)	No. Yards, Sacks Sealant or Volume (circle one)	Mix Ratio or Mud Weight
Surface	25	0.25ft^3	

6. Comments

7. Supervision of Work			DNR Use Only		
Name of Person or Firm Doing Filling & Sealing SCS Engineers		License #	Date of Filling & Sealing or Verification (mm/dd/yyyy)	Date Received	Noted By
Street or Route 2830 Dairy Drive		Telephone Number (608)224-2830		Comments	
City Madison	State WI	ZIP Code 53718	Signature of Person Doing Work 	Date Signed 06/17/2020	

Notice: Completion of this report is required by chs. 160, 281, 283, 289, 291-293, 295, and 299, Wis. Stats., and chs. NR 141 and 812, Wis. Adm. Code. In accordance with chs. 281, 289, 291-293, 295, and 299, Wis. Stats., failure to file this form may result in a forfeiture of between \$10-25,000, or imprisonment for up to one year, depending on the program and conduct involved. Personally identifiable information on this form is not intended to be used for any other purpose. Return form to the appropriate DNR office and bureau. See instructions on reverse for more information.

Verification Only of Fill and Seal

Route to DNR Bureau:

Drinking Water Watershed/Wastewater Remediation/Redevelopment

Waste Management Other: _____

1. Well Location Information			2. Facility / Owner Information		
County Dane	WI Unique Well # of Removed Well	Hicap # GP-103	Facility Name Former Burke Wastewater Treatment Plant Property		
Latitude / Longitude (see instructions) _____ N _____ W			Facility ID (FID or PWS)		
Format Code <input type="checkbox"/> DD <input type="checkbox"/> DDM			Method Code <input type="checkbox"/> GPS008 <input type="checkbox"/> SCR002 <input type="checkbox"/> OTH001		
License/Permit/Monitoring #			Original Well Owner		
Well Street Address Former Burke Wastewater Treatment Plant Property			Present Well Owner Madison Gas & Electric		
Well City, Village or Town Madison			Mailing Address of Present Owner 133 S Blair St.		
Subdivision Name			City of Present Owner Madison		
Lot #			State WI		ZIP Code 53704


1/4 / 1/4 NW	1/4 SE	Section 31	Township 8 N	Range 10	<input checked="" type="checkbox"/> E <input type="checkbox"/> W
or Gov't Lot #					

Reason for Removal from Service	WI Unique Well # of Replacement Well
3. Filled & Sealed Well / Drillhole / Borehole Information	
<input type="checkbox"/> Monitoring Well	Original Construction Date (mm/dd/yyyy) 08/15/2019
<input type="checkbox"/> Water Well	If a Well Construction Report is available, please attach.
<input checked="" type="checkbox"/> Borehole / Drillhole	
Construction Type:	
<input type="checkbox"/> Drilled	<input type="checkbox"/> Driven (Sandpoint)
<input checked="" type="checkbox"/> Other (specify): Direct push	<input type="checkbox"/> Dug
Formation Type:	
<input checked="" type="checkbox"/> Unconsolidated Formation	<input type="checkbox"/> Bedrock
Total Well Depth From Ground Surface (ft.) 25'	Casing Diameter (in.) NA
Lower Drillhole Diameter (in.) 2"	Casing Depth (ft.) NA
Was well annular space grouted? <input type="checkbox"/> Yes <input type="checkbox"/> No <input type="checkbox"/> Unknown	
If yes, to what depth (feet)?	Depth to Water (feet) ~17'

4. Pump, Liner, Screen, Casing & Sealing Material	
Pump and piping removed?	<input type="checkbox"/> Yes <input type="checkbox"/> No <input checked="" type="checkbox"/> N/A
Liner(s) removed?	<input type="checkbox"/> Yes <input type="checkbox"/> No <input checked="" type="checkbox"/> N/A
Liner(s) perforated?	<input type="checkbox"/> Yes <input type="checkbox"/> No <input checked="" type="checkbox"/> N/A
Screen removed?	<input type="checkbox"/> Yes <input type="checkbox"/> No <input checked="" type="checkbox"/> N/A
Casing left in place?	<input type="checkbox"/> Yes <input type="checkbox"/> No <input checked="" type="checkbox"/> N/A
Was casing cut off below surface?	<input type="checkbox"/> Yes <input type="checkbox"/> No <input checked="" type="checkbox"/> N/A
Did sealing material rise to surface?	<input checked="" type="checkbox"/> Yes <input type="checkbox"/> No <input type="checkbox"/> N/A
Did material settle after 24 hours?	<input type="checkbox"/> Yes <input checked="" type="checkbox"/> No <input type="checkbox"/> N/A
If yes, was hole retopped?	<input type="checkbox"/> Yes <input type="checkbox"/> No <input type="checkbox"/> N/A
If bentonite chips were used, were they hydrated with water from a known safe source?	<input type="checkbox"/> Yes <input checked="" type="checkbox"/> No <input type="checkbox"/> N/A
Required Method of Placing Sealing Material	
<input type="checkbox"/> Conductor Pipe-Gravity	<input type="checkbox"/> Conductor Pipe-Pumped
<input checked="" type="checkbox"/> Screened & Poured (Bentonite Chips)	<input type="checkbox"/> Other (Explain): _____
Sealing Materials	
<input type="checkbox"/> Neat Cement Grout	<input type="checkbox"/> Concrete
<input type="checkbox"/> Sand-Cement (Concrete) Grout	<input checked="" type="checkbox"/> Bentonite Chips
For Monitoring Wells and Monitoring Well Boreholes Only:	
<input type="checkbox"/> Bentonite Chips	<input type="checkbox"/> Bentonite - Cement Grout
<input type="checkbox"/> Granular Bentonite	<input type="checkbox"/> Bentonite - Sand Slurry

5. Material Used to Fill Well / Drillhole			
From (ft.)	To (ft.)	No. Yards, Sacks Sealant or Volume (circle one)	Mix Ratio or Mud Weight
Surface	25	0.25ft^3	

6. Comments

7. Supervision of Work			DNR Use Only	
Name of Person or Firm Doing Filling & Sealing SCS Engineers	License #	Date of Filling & Sealing or Verification (mm/dd/yyyy)	Date Received	Noted By
Street or Route 2830 Dairy Drive	Telephone Number (608)224-2830	Comments		
City Madison	State WI	ZIP Code 53718	Signature of Person Doing Work 	Date Signed 06/17/2020

Notice: Completion of this report is required by chs. 160, 281, 283, 289, 291-293, 295, and 299, Wis. Stats., and chs. NR 141 and 812, Wis. Adm. Code. In accordance with chs. 281, 289, 291-293, 295, and 299, Wis. Stats., failure to file this form may result in a forfeiture of between \$10-25,000, or imprisonment for up to one year, depending on the program and conduct involved. Personally identifiable information on this form is not intended to be used for any other purpose. Return form to the appropriate DNR office and bureau. See instructions on reverse for more information.

Verification Only of Fill and Seal

Route to DNR Bureau:

Drinking Water Watershed/Wastewater Remediation/Redevelopment

Waste Management Other: _____

1. Well Location Information **2. Facility / Owner Information**


County Dane		WI Unique Well # of Removed Well		Hicap # GP-104		Facility Name Former Burke Wastewater Treatment Plant Property	
Latitude / Longitude (see instructions) _____ N _____ W		Format Code <input type="checkbox"/> DD <input type="checkbox"/> DDM		Method Code <input type="checkbox"/> GPS008 <input type="checkbox"/> SCR002 <input type="checkbox"/> OTH001		Facility ID (FID or PWS)	
1/4 / 1/4 NW 1/4 SE		Section 31		Township 8 N		Range <input checked="" type="checkbox"/> E <input type="checkbox"/> W	
or Gov't Lot #		Well Street Address Former Burke Wastewater Treatment Plant Property		Well City, Village or Town Madison		Well ZIP Code 53704	
Subdivision Name		Lot #		Original Well Owner		Present Well Owner Madison Gas & Electric	
Reason for Removal from Service		WI Unique Well # of Replacement Well		Mailing Address of Present Owner 133 S Blair St.		License/Permit/Monitoring #	
City of Present Owner Madison		State WI		ZIP Code 53704		Original Well Owner	


3. Filled & Sealed Well / Drillhole / Borehole Information **4. Pump, Liner, Screen, Casing & Sealing Material**

<input type="checkbox"/> Monitoring Well		Original Construction Date (mm/dd/yyyy) 08/15/2019		Pump and piping removed? <input type="checkbox"/> Yes <input type="checkbox"/> No <input checked="" type="checkbox"/> N/A	
<input type="checkbox"/> Water Well		If a Well Construction Report is available, please attach.		Liner(s) removed? <input type="checkbox"/> Yes <input type="checkbox"/> No <input checked="" type="checkbox"/> N/A	
<input checked="" type="checkbox"/> Borehole / Drillhole				Liner(s) perforated? <input type="checkbox"/> Yes <input type="checkbox"/> No <input checked="" type="checkbox"/> N/A	
Construction Type:				Screen removed? <input type="checkbox"/> Yes <input type="checkbox"/> No <input checked="" type="checkbox"/> N/A	
<input type="checkbox"/> Drilled <input type="checkbox"/> Driven (Sandpoint) <input type="checkbox"/> Dug				Casing left in place? <input type="checkbox"/> Yes <input type="checkbox"/> No <input checked="" type="checkbox"/> N/A	
<input checked="" type="checkbox"/> Other (specify): Direct push				Was casing cut off below surface? <input type="checkbox"/> Yes <input type="checkbox"/> No <input checked="" type="checkbox"/> N/A	
Formation Type:				Did sealing material rise to surface? <input checked="" type="checkbox"/> Yes <input type="checkbox"/> No <input type="checkbox"/> N/A	
<input checked="" type="checkbox"/> Unconsolidated Formation <input type="checkbox"/> Bedrock				Did material settle after 24 hours? <input type="checkbox"/> Yes <input checked="" type="checkbox"/> No <input type="checkbox"/> N/A	
Total Well Depth From Ground Surface (ft.) 25'		Casing Diameter (in.) NA		If yes, was hole retopped? <input type="checkbox"/> Yes <input type="checkbox"/> No <input type="checkbox"/> N/A	
Lower Drillhole Diameter (in.) 2"		Casing Depth (ft.) NA		If bentonite chips were used, were they hydrated with water from a known safe source? <input type="checkbox"/> Yes <input checked="" type="checkbox"/> No <input type="checkbox"/> N/A	
Was well annular space grouted? <input type="checkbox"/> Yes <input type="checkbox"/> No <input type="checkbox"/> Unknown		Depth to Water (feet) ~18'		Required Method of Placing Sealing Material	
If yes, to what depth (feet)?				<input type="checkbox"/> Conductor Pipe-Gravity <input type="checkbox"/> Conductor Pipe-Pumped	
				<input checked="" type="checkbox"/> Screened & Poured (Bentonite Chips) <input type="checkbox"/> Other (Explain): _____	
				Sealing Materials	
				<input type="checkbox"/> Neat Cement Grout <input type="checkbox"/> Concrete	
				<input type="checkbox"/> Sand-Cement (Concrete) Grout <input checked="" type="checkbox"/> Bentonite Chips	
				For Monitoring Wells and Monitoring Well Boreholes Only:	
				<input type="checkbox"/> Bentonite Chips <input type="checkbox"/> Bentonite - Cement Grout	
				<input type="checkbox"/> Granular Bentonite <input type="checkbox"/> Bentonite - Sand Slurry	

5. Material Used to Fill Well / Drillhole			
From (ft.)	To (ft.)	No. Yards, Sacks Sealant or Volume (circle one)	Mix Ratio or Mud Weight
Surface	25	0.25ft^3	

6. Comments

7. Supervision of Work			DNR Use Only		
Name of Person or Firm Doing Filling & Sealing SCS Engineers		License #	Date of Filling & Sealing or Verification (mm/dd/yyyy)	Date Received	Noted By
Street or Route 2830 Dairy Drive		Telephone Number (608)224-2830		Comments	
City Madison	State WI	ZIP Code 53718	Signature of Person Doing Work 	Date Signed 06/17/2020	



Appendix B
Groundwater Sampling Forms

SCS ENGINEERS

Groundwater Sampling Log

Project No. 25219029.00 **Site** Burke Wastewater
Well No. TW-1 **Date** 8/23/19
Well Depth _____ **Sampling Device** Peristaltic Pump
Water Level 10.67' **Other Info.** Many Many Mosquitos
Purge Volume _____ **Pumping Rate** 75 mL/min
Sampling Personnel AW Start 1020 End 1130
Color/Odor Clear/none 67° Partly Cloudy Wind NW

Time	Water Level	Temp.	pH	DO (mg/L)	Conductivity (µs/cm)	ORP	Turbidity	Notes
Stability Requirements:		+/- 3%	+/- 0.1 unit	±/- 10%	+/- 3%	+/- 10mV	+/- 10% or 3 readings <5 NTU	
10:35	11.13'	16.2	6.65	1.12	1570	-116.5	6.01	
10:40	11.22'	16.4	6.65	1.08	1568	-116.7	4.32	
10:50	11.32'	16.6	6.66	0.80	1548	-113.4	9.80	
10:55	11.33'	16.9	6.66	0.81	1549	-115.0	6.07	
11:00	11.43'	16.7	6.65	0.65	1537	-115.9	5.41	
11:05	11.46'	16.8	6.66	0.56	1527	-116.2	4.49	
11:10	11.49'	16.7	6.64	0.54	1517	-116.1	4.64	
11:15	11.53'	16.4	6.65	0.51	1495	-115.0	4.78	Sampled

Type of Samples Collected: _____

Additional Notes: _____

Information: 2 in = 617 ml/ft, 4 in = 2,470 ml/ft; Vol_{cyl} = πr²h, Vol_{sphere} = 4/3π r³

SCS ENGINEERS

Groundwater Sampling Log

Project No. 2521902A.00 **Site** Burke Wastewater
Well No. TW-2 **Date** 8/23/19
Well Depth _____ **Sampling Device** Peristaltic Pump
Water Level 21.24' **Other Info.** _____
Purge Volume 3A **Pumping Rate** 175 ml/min
Sampling Personnel AW Start 12:58 End: 1:38
Color/Odor clear/none 70° Partly cloudy Wind: NW

Time	Water Level	Temp.	pH	DO (mg/L)	Conductivity (µs/cm)	ORP	Turbidity	Notes
Stability Requirements:		+/- 3%	+/- 0.1 unit	±/- 10%	+/- 3%	+/- 10mV	+/- 10% or 3 readings <5 NTU	
1315	21.26'	14.6	6.86	0.28	1382	72.6	3.80	
1320	21.26'	14.8	6.86	0.16	1382	70.7	3.11	
1325	21.26'	15.1	6.86	0.10	1377	68.4	2.93	Sampled

Type of Samples Collected: _____

Additional Notes: _____

Information: 2 in = 617 ml/ft, 4 in = 2,470 ml/ft: Vol_{cyl} = πr²h, Vol_{sphere} = 4/3π r³

SCS ENGINEERS

Groundwater Sampling Log

Project No. 25219029.00 Site Burke Wastewater
 Well No. TW-3 Date 8/23/19
 Well Depth ~~15.05'~~ Sampling Device Peristaltic Pump
 Water Level 15.05' Other Info. Mosquitoes!
 Purge Volume _____ Pumping Rate ~~225~~ 250 ml/min
 Sampling Personnel ALJ Start 7:45 End 9:15
 Color/Odor Clear/none 62° partly cloudy Wind: NW

Time	Water Level	Temp.	pH	DO (mg/L)	Conductivity (µs/cm)	ORP	Turbidity	Notes
Stability Requirements:		+/- 3%	+/- 0.1 unit	±/- 10%	+/- 3%	+/- 10mV	+/- 10% or 3 readings <5 NTU	
825	15.07'	12.9	6.76	0.61	1148	138.3	25.33	
830	15.07'	12.9	6.78	0.67	1148	138.0	18.86	
835	15.07'	12.9	6.78	0.75	1148	159.2	17.12	
840	15.07'	12.9	6.78	0.58	1149	141.0	10.29	
845	15.07'	13.1	6.78	0.65	1149	144.0	8.52	
850	15.07'	13.1	6.78	0.80	1148	146.1	6.83	
855	15.07'	13.0	6.78	0.79	1153	148.2	6.53	
900	15.07'	13.0	6.78	0.76	1151	149.5	6.09	Sampled

Type of Samples Collected: Field blank and equipment blank sampled at TW-3

Additional Notes: _____

Information: 2 in = 617 ml/ft, 4 in = 2,470 ml/ft: Vol_{cyl} = πr²h, Vol_{sphere} = 4/3π r³

SCS ENGINEERS

Groundwater Sampling Log

Project No. 25219029.00 Site Burke Wastewater
 Well No. TW-4 Date 8/23/19
 Well Depth _____ Sampling Device Peristaltic pump
 Water Level 18.3' Other Info. _____
 Purge Volume _____ Pumping Rate 180 mL/min
 Sampling Personnel AW Start: 1400 End: _____
 Color/Odor Clear/none 70° Partly cloudy Wind NW

Time	Water Level	Temp.	pH	DO (mg/L)	Conductivity (µs/cm)	ORP	Turbidity	Notes
Stability Requirements:		+/- 3%	+/- 0.1 unit	±/- 10%	+/- 3%	+/- 10mV	+/- 10% or 3 readings <5 NTU	
1415	18.36'	15.4	6.75	7.60	1357	-3.9	5.84	
1420	18.36'	14.6	6.75	7.90	1345	-0.7	5.70	
1425	18.36'	15.0	6.77	8.13	1345	0.6	4.99	
1430	18.36'	15.6	6.77	8.40	1340	0.9	5.28	
1435	18.36'	15.9	6.79	8.80	1343	1.2	5.33	Sampled

Type of Samples Collected: Duplicate sampled at TW-4

Additional Notes: Well took a while (15 mins) to start purging.

Information: 2 in = 617 ml/ft, 4 in = 2,470 ml/ft: Vol_{cyl} = πr²h, Vol_{sphere} = 4/3π r³

SCS ENGINEERS

Groundwater Sampling Log

Project No. 25219029.00 **Site** Burke wastewater
Well No. MW-10 **Date** 8/23/19
Well Depth _____ **Sampling Device** Peristaltic Pump
Water Level 6.40' **Other Info.** _____
Purge Volume 3 **Pumping Rate** 175 mL/min
Sampling Personnel AW **Start:** 11:50 **End:** 12:34
Color/Odor Clear/none 69° Partly Cloudy Wind: NNW

Time	Water Level	Temp.	pH	DO (mg/L)	Conductivity (µs/cm)	ORP	Turbidity	Notes
Stability Requirements:		+/- 3%	+/- 0.1 unit	±/- 10%	+/- 3%	+/- 10mV	+/- 10% or 3 readings <5 NTU	
12:05	6.40'	11.6	7.09	0.09	1665	-130.7	17.78	
12:10	6.40'	11.7	7.13	0.08	1561	-134.7	11.97	
12:15	6.40'	11.6	7.13	0.06	1494	-136.7	5.71	
12:20	6.40'	11.6	7.15	0.05	1478	-140.7	3.64	
12:25	6.40'	11.7	7.14	0.04	1478	-142.0	2.03	Sampled

Type of Samples Collected: _____

Additional Notes: _____

Information: 2 in = 617 ml/ft, 4 in = 2,470 ml/ft: Vol_{cyl} = πr²h, Vol_{sphere} = 4/3π r³

SCS ENGINEERS

Groundwater Sampling Log

Project No. 25218175 Site Burke site
 Well No. TW-1 Date 3.25.2020
 Well Depth 17.30 Sampling Device Peristaltic pump
 Water Level 4.40 Other Info. start 1445 stop 1505
 Purge Volume 1.58 gallons Pumping Rate 200 g/L
 Sampling Personnel Jackie Bennebohm
 Color/Odor light gray / none

Time	Water Level	Temp.	pH	DO (mg/L)	Conductivity (µs/cm)	ORP	Turbidity	Notes
Stability Requirements:		+/- 3%	+/- 0.1 unit	±/- 10%	+/- 3%	+/- 10mV	+/- 10% or 3 readings <5 NTU	
1452	-	5.0	8.28	0.81	591.6	147.5	29.73	
1455	-	4.9	8.34	0.75	589.9	143.1	22.59	
1459	-	5.0	8.35	0.71	590.3	140.8	20.89	
15								

Type of Samples Collected: PFAS

Additional Notes: Collect dup here, pump is slow as I can w/ H2O coming from 452
14/200s x 60s/min x 20min @ 0.2046/lL = 1.584

Information: 2 in = 617 ml/ft, 4 in = 2,470 ml/ft: Vol_{cyl} = πr²h, Vol_{sphere} = 4/3π r³

SCS ENGINEERS

Groundwater Sampling Log

Project No. 25218175 Site Burke site
 Well No. TW-2 Date 3-25-2020
 Well Depth 27.10 Sampling Device Peristaltic pump
 Water Level 20.85 Other Info. start 130 stop 1400
 Purge Volume 3.77 gallons Pumping Rate 1200/L
 Sampling Personnel Sackie Remyelohm
 Color/Odor clear/none

Time	Water Level	Temp.	pH	DO (mg/L)	Conductivity (µs/cm)	ORP	Turbidity	Notes
Stability Requirements:		+/- 3%	+/- 0.1 unit	±/- 10%	+/- 3%	+/- 10mV	+/- 10% or 3 readings <5 NTU	
1345	-	10.5	7.92	0.88	1127	202.0	3.98	
1350	-	10.5	7.98	0.62	1129	196.4	3.42	
1354	-	10.4	8.01	0.60	1131	195.6	5.53	
1359	-	10.4	8.08	0.58	1132	193.9		

Type of Samples Collected: PFAS

Additional Notes: $\frac{1L}{1200L} \times \frac{600L}{1min} \times 30min \times 0.264g = 3.77g$

Information: 2 in = 617 ml/ft, 4 in = 2,470 ml/ft: Vol_{cyl} = πr²h, Vol_{sphere} = 4/3π r³

SCS ENGINEERS

Groundwater Sampling Log

Project No. 25218175 Site Burke Site
 Well No. TG-2 Date 3.25.2020
 Well Depth 20.40 Sampling Device Peristaltic Pump
 Water Level 10.98 Other Info. Start 1025 Stop 1050
 Purge Volume 3.22 gallons Pumping Rate 123s/1L
 Sampling Personnel Jackie Pennebohm & Lindsey Carlson
 Color/Odor Clear/none

Time	Water Level	Temp.	pH	DO (mg/L)	Conductivity (µs/cm)	ORP	Turbidity	Notes
Stability Requirements:		+/- 3%	+/- 0.1 unit	±/- 10%	+/- 3%	+/- 10mV	+/- 10% or 3 readings <5 NTU	
1036		9.8	8.19	1.42	1038	208.7	6.69	
1041		9.9	8.26	1.30	1033	213.7	7.31	
1046		9.9	8.30	1.26	1035	220.9	6.37	

Type of Samples Collected: PFAS

Additional Notes: $\frac{1L}{123s} \times 60s \times 25 \text{ min} \times \frac{0.264g}{1L} = 3.22g$

Information: 2 in = 617 ml/ft, 4 in = 2,470 ml/ft: Vol_{cyl} = πr²h, Vol_{sphere} = 4/3π r³

SCS ENGINEERS

Groundwater Sampling Log

Project No. 2521815775 **Site** Burke site
Well No. TW-3 **Date** 3-25-2020
Well Depth 22.10 **Sampling Device** Peristaltic Pump
Water Level 14.03 **Other Info.** start 1135 stop 1200
Purge Volume 3.22 gallons **Pumping Rate** 123 s/1L
Sampling Personnel Sadie Pennebohn
Color/Odor clear/none

Time	Water Level	Temp.	pH	DO (mg/L)	Conductivity (µs/cm)	ORP	Turbidity	Notes
Stability Requirements:		+/- 3%	+/- 0.1 unit	±/- 10%	+/- 3%	+/- 10mV	+/- 10% or 3 readings <5 NTU	
1149	—	8.7	8.31	1.10	910	204.0	59.8 ✓	
1154	—	8.9	8.30	1.03	915	206.7	49.33	
1159	—	8.7	8.33	1.07	918	211.9	120.7	

Type of Samples Collected: PFAS

Additional Notes: 1L × 60s × 25 min × 0.264g = 3.22g
123s 1min 1L

Information: 2 in = 617 ml/ft, 4 in = 2,470 ml/ft: Vol_{cyl} = πr²h, Vol_{sphere} = 4/3π r³

SCS ENGINEERS

Groundwater Sampling Log

Project No. 25218175 **Site** Burke site
Well No. TW-4 **Date** 3.25.2020
Well Depth 17.05 **Sampling Device** Peristaltic Pump
Water Level 24.3 **Other Info.** Start 1232 Stop 1305
Purge Volume 4.02g **Pumping Rate** 1305 / IL
Sampling Personnel Jackie Rennebohm
Color/Odor clear/none

Time	Water Level	Temp.	pH	DO (mg/L)	Conductivity (µs/cm)	ORP	Turbidity	Notes
Stability Requirements:		+/- 3%	+/- 0.1 unit	± 10%	+/- 3%	+/- 10mV	+/- 10% or 3 readings <5 NTU	
1244	-	10.0	8.20	0.70	1104	221.1	9.40	
1250	-	10.1	8.24	0.64	1153	212.5	4.80	
1255	-	10.4	8.14	0.63	1152	202.4	4.29	
1259	-	10.3	8.00	0.60	1144	202.3	6.45	

Type of Samples Collected: PFAS

Additional Notes:
$$\frac{1L}{1305} \times \frac{60s}{1min} \times 33min \times \frac{0.204g}{1L} = 4.02g$$

Information: 2 in = 617 ml/ft, 4 in = 2,470 ml/ft: Vol_{cyl} = πr²h, Vol_{sphere} = 4/3π r³

SCS ENGINEERS

Groundwater Sampling Log

Project No. 25218175 **Site** Burke Site
Well No. mw-5 **Date** 3-25-2020
Well Depth 17.70 **Sampling Device** peristaltic pump
Water Level 5.34 **Other Info.** Start=925 stop=1010
Purge Volume 3.65 gallons **Pumping Rate** 725HL 1445/1L
Sampling Personnel Jackie Kennebahn & Lindsey Carlson
Color/Odor clear/none, initial rusty brown color

Time	Water Level	Temp.	pH	DO (mg/L)	Conductivity (µs/cm)	ORP	Turbidity	Notes
Stability Requirements:		+/- 3%	+/- 0.1 unit	±/- 10%	+/- 3%	+/- 10mV	+/- 10% or 3 readings <5 NTU	
942	-	7.3	8.19	1.70	411.7	204.5	3.15	
947	-	7.0	8.31	1.54	411.6	206.9	4.81	
951	-	7.4	8.28	1.33	416.4	208.9	4.55	
956	-	7.0	8.31	1.41	422.9	211.8	1.77	

Type of Samples Collected: PFAS sample @ 1000
0.264g = 1L

Additional Notes: collect in waste blank here & field blank here - down wind of MW TW-1

Information: 2 in = 617 ml/ft, 4 in = 2,470 ml/ft; Vol_{cyl} = πr²h, Vol_{sphere} = 4/3π r³

Document 1

$$\frac{1445}{1L} \times \frac{1 \text{ min}}{60s} \times \frac{1L}{0.264g} \times 35 \text{ min}$$

$$14/1445 \times \frac{60s}{1 \text{ min}} \times 34 \text{ min} \times 0.264g/1L = 395g$$

SCS ENGINEERS

Groundwater Sampling Log

Project No. 25218175 Site Burke site
 Well No. MW-10 Date 3-25-2020
 Well Depth 18.20 Sampling Device Peristaltic Pump
 Water Level 5.70 Other Info. start 1417 stop 1440
 Purge Volume 2.80 gallons Pumping Rate 130s/1L
 Sampling Personnel Jackie Pennebohm
 Color/Odor gray, light / None

Time	Water Level	Temp.	pH	DO (mg/L)	Conductivity (µs/cm)	ORP	Turbidity	Notes
Stability Requirements:		+/- 3%	+/- 0.1 unit	±/- 10%	+/- 3%	+/- 10mV	+/- 10% or 3 readings <5 NTU	
1429	—	7.8	8.17	0.87	1263	147.7	124.7	
1433	—	7.9	8.18	0.78	1272	137.5	115.2	
1437	—	7.9	8.21	0.72	1278	134.7	104.8	
1440	—	7.9	8.12	0.71	1279	136.1	99.09	

Type of Samples Collected: PFAS

Additional Notes: $\frac{1L}{130s} \times \frac{60s}{1min} \times 23 min \times \frac{0.264g}{1L} = 2.8g$

Information: 2 in = 617 ml/ft, 4 in = 2,470 ml/ft: Vol_{cyl} = πr²h, Vol_{sphere} = 4/3π r³

Appendix C

TestAmerica Analytical Reports

ANALYTICAL REPORT

Eurofins TestAmerica, Sacramento
880 Riverside Parkway
West Sacramento, CA 95605
Tel: (916)373-5600

Laboratory Job ID: 320-53393-2

Client Project/Site: MGE - Burke WWTP - 25218175.00

For:

SCS Engineers
2830 Dairy Dr
Madison, Wisconsin 53718

Attn: Mr. Eric Oelkers



Authorized for release by:
10/11/2019 7:38:50 AM

Sandie Fredrick, Project Manager II
(920)261-1660
sandie.fredrick@testamericainc.com

LINKS

Review your project
results through
TotalAccess

Have a Question?



Visit us at:
www.testamericainc.com

The test results in this report meet all 2003 NELAC and 2009 TNI requirements for accredited parameters, exceptions are noted in this report. This report may not be reproduced except in full, and with written approval from the laboratory. For questions please contact the Project Manager at the e-mail address or telephone number listed on this page.

This report has been electronically signed and authorized by the signatory. Electronic signature is intended to be the legally binding equivalent of a traditionally handwritten signature.

Results relate only to the items tested and the sample(s) as received by the laboratory.

Table of Contents

Cover Page	1
Table of Contents	2
Definitions/Glossary	3
Case Narrative	4
Detection Summary	6
Client Sample Results	7
Isotope Dilution Summary	9
QC Sample Results	10
QC Association Summary	14
Lab Chronicle	15
Certification Summary	16
Method Summary	17
Sample Summary	18
Chain of Custody	19
Receipt Checklists	22



Definitions/Glossary

Client: SCS Engineers
Project/Site: MGE - Burke WWTP - 25218175.00

Job ID: 320-53393-2

Qualifiers

LCMS

Qualifier	Qualifier Description
*	Isotope Dilution analyte is outside acceptance limits.
*	LCS or LCSD is outside acceptance limits.
B	Compound was found in the blank and sample.
H	Sample was prepped or analyzed beyond the specified holding time
J	Result is less than the RL but greater than or equal to the MDL and the concentration is an approximate value.

Glossary

Abbreviation	These commonly used abbreviations may or may not be present in this report.
α	Listed under the "D" column to designate that the result is reported on a dry weight basis
%R	Percent Recovery
CFL	Contains Free Liquid
CNF	Contains No Free Liquid
DER	Duplicate Error Ratio (normalized absolute difference)
Dil Fac	Dilution Factor
DL	Detection Limit (DoD/DOE)
DL, RA, RE, IN	Indicates a Dilution, Re-analysis, Re-extraction, or additional Initial metals/anion analysis of the sample
DLC	Decision Level Concentration (Radiochemistry)
EDL	Estimated Detection Limit (Dioxin)
LOD	Limit of Detection (DoD/DOE)
LOQ	Limit of Quantitation (DoD/DOE)
MDA	Minimum Detectable Activity (Radiochemistry)
MDC	Minimum Detectable Concentration (Radiochemistry)
MDL	Method Detection Limit
ML	Minimum Level (Dioxin)
NC	Not Calculated
ND	Not Detected at the reporting limit (or MDL or EDL if shown)
PQL	Practical Quantitation Limit
QC	Quality Control
RER	Relative Error Ratio (Radiochemistry)
RL	Reporting Limit or Requested Limit (Radiochemistry)
RPD	Relative Percent Difference, a measure of the relative difference between two points
TEF	Toxicity Equivalent Factor (Dioxin)
TEQ	Toxicity Equivalent Quotient (Dioxin)

Case Narrative

Client: SCS Engineers
Project/Site: MGE - Burke WWTP - 25218175.00

Job ID: 320-53393-2

Job ID: 320-53393-2

Laboratory: Eurofins TestAmerica, Sacramento

Narrative

Job Narrative 320-53393-2

Comments

No additional comments.

Receipt

The samples were received on 8/17/2019 9:20 AM; the samples arrived in good condition, properly preserved and, where required, on ice. The temperature of the cooler at receipt was 1.6° C.

LCMS

Method(s) 537 (modified): Due to a shortage in the marketplace for 13C3-PFBS, the target analyte PFBS and/or Perfluoropentanesulfonic acid (PFPeS) could not be quantitated against 13C3-PFBS (its labeled variant) as listed in the SOP. PFBS and Perfluoropentanesulfonic acid (PFPeS) was quantitated versus 18O2-PFHxS instead. (ICV 320-325161/10) (ICV 320-327743/11) (ICV 320-327639/11)

Method(s) 537 (modified): The target analyte 4:2 FTS was not quantitated using the Isotope Dilution Analyte (IDA) M2-4:2FTS as listed in the Standard Operating Procedure (SOP), WS-LC-0025 Rev. 3.8. Instead, 4:2FTS was quantitated using the IDA 18O2-PFHxS. The low level continuing calibration verification (CCVL), calibration verifications (CCV), and associated preparation batch quality controls were within control limits, therefore, there is no impact to data quality. (ICV 320-325161/10)

Method(s) 537 (modified): The "I" qualifier means the transition mass ratio for the indicated analyte(s) was outside of the established ratio limits. The qualitative identification of the analyte(s) has/have some degree of uncertainty. However, analyst judgment was used to positively identify the analyte(s). (ICB 320-327743/10) (320-54288-A-2-A), (320-54288-A-2-B MS) and (320-54288-A-2-C MSD)

Method(s) 537 (modified): Isotope Dilution Analyte (IDA) recovery is above the method recommended limit for M2-4:2 FTS, M2-6:2 FTS and M2-8:2 FTS for the following samples: GP-103, 10-12.5' (320-53393-5), (320-54288-A-2-A), (320-54288-A-2-B MS) and (320-54288-A-2-C MSD). The samples were re-analyzed with concurring results and the first set of data are reported. Quantitation by isotope dilution generally precludes any adverse effect on data quality due to elevated IDA recoveries.

Method(s) 537 (modified): The d7-N-MeFOSE-M and d9-N-EtFOSE-M Isotope Dilution Analyte (IDA) recovery associated with the following sample is below the method recommended limit: (MB 320-325633/1-A) GP-103, 10-12.5' (320-53393-5). . The sample was re-analyzed with concurring results and the first set of data are reported. Generally, data quality is not considered affected if the IDA signal-to-noise ratio is greater than 10:1, which is achieved for all IDA in the sample(s).

Method(s) 537 (modified): The matrix spike / matrix spike duplicate (MS/MSD) recoveries for Perfluorohexanoic acid (PFHxA), Perfluoro-n-octadecanoic acid (PFODA) and HFPO-DA (GenX) for preparation batch 320-325633 and analytical batch 320-328233 were outside control limits. Sample matrix interference are suspected because the associated laboratory control sample (LCS) recovery was within acceptance limits.

Method(s) 537 (modified): The laboratory control sample (LCS) for preparation batch 320-325633 and analytical batch 320-328233 recovered outside control limits for the following analyte: Perfluoro-n-octadecanoic acid (PFODA). This analyte was biased high in the LCS and was not detected in the associated samples; therefore, the data have been reported.

No additional analytical or quality issues were noted, other than those described above or in the Definitions/Glossary page.

General Chemistry

Method(s) Moisture: There is no regulatory holding time for percent moisture analysis. The H flag for the following samples, GP-103, 10-12.5' (320-53393-5) and (320-53393-A-5 DU), has been removed in analytical batch 320-325069. This Non-conformance indicates that the samples were analyzed out of 14 days of collection. GP-103, 10-12.5' (320-53393-5) and (320-53393-A-5 DU)

No additional analytical or quality issues were noted, other than those described above or in the Definitions/Glossary page.

Organic Prep

Method(s) SHAKE: The following samples were prepared outside of preparation holding time due to the sample being on hold past hold time. GP-103, 10-12.5' (320-53393-5). PFC_IDA Solid 320-325633

Case Narrative

Client: SCS Engineers
Project/Site: MGE - Burke WWTP - 25218175.00

Job ID: 320-53393-2

Job ID: 320-53393-2 (Continued)

Laboratory: Eurofins TestAmerica, Sacramento (Continued)

Method(s) SHAKE: The following samples: GP-103, 10-12.5' (320-53393-5) after elution, were observed to be a yellow color. Method code: Shake_Bath_14D Prep batch: 320-325633

No additional analytical or quality issues were noted, other than those described above or in the Definitions/Glossary page.

1

2

3

4

5

6

7

8

9

10

11

12

13

14

15

Detection Summary

Client: SCS Engineers
Project/Site: MGE - Burke WWTP - 25218175.00

Job ID: 320-53393-2

Client Sample ID: GP-103, 10-12.5'

Lab Sample ID: 320-53393-5

Analyte	Result	Qualifier	RL	MDL	Unit	Dil Fac	D	Method	Prep Type
Perfluorobutanoic acid (PFBA)	0.30	J H B	0.78	0.11	ug/Kg	1	☼	537 (modified)	Total/NA
HFPO-DA (GenX)	0.54	J H	0.97	0.43	ug/Kg	1	☼	537 (modified)	Total/NA

This Detection Summary does not include radiochemical test results.

Eurofins TestAmerica, Sacramento



Client Sample Results

Client: SCS Engineers
Project/Site: MGE - Burke WWTP - 25218175.00

Job ID: 320-53393-2

Client Sample ID: GP-103, 10-12.5'

Lab Sample ID: 320-53393-5

Date Collected: 08/15/19 10:30

Matrix: Solid

Date Received: 08/17/19 09:20

Percent Solids: 24.9

Method: 537 (modified) - Fluorinated Alkyl Substances

Analyte	Result	Qualifier	RL	MDL	Unit	D	Prepared	Analyzed	Dil Fac
Perfluorobutanoic acid (PFBA)	0.30	J H B	0.78	0.11	ug/Kg	☼	09/23/19 16:12	10/05/19 03:03	1
Perfluoropentanoic acid (PFPeA)	<0.30	H	0.78	0.30	ug/Kg	☼	09/23/19 16:12	10/05/19 03:03	1
Perfluorohexanoic acid (PFHxA)	<0.16	H	0.78	0.16	ug/Kg	☼	09/23/19 16:12	10/05/19 03:03	1
Perfluoroheptanoic acid (PFHpA)	<0.11	H	0.78	0.11	ug/Kg	☼	09/23/19 16:12	10/05/19 03:03	1
Perfluorooctanoic acid (PFOA)	<0.34	H	0.78	0.34	ug/Kg	☼	09/23/19 16:12	10/05/19 03:03	1
Perfluorononanoic acid (PFNA)	<0.14	H	0.78	0.14	ug/Kg	☼	09/23/19 16:12	10/05/19 03:03	1
Perfluorodecanoic acid (PFDA)	<0.086	H	0.78	0.086	ug/Kg	☼	09/23/19 16:12	10/05/19 03:03	1
Perfluoroundecanoic acid (PFUnA)	<0.14	H	0.78	0.14	ug/Kg	☼	09/23/19 16:12	10/05/19 03:03	1
Perfluorododecanoic acid (PFDoA)	<0.26	H	0.78	0.26	ug/Kg	☼	09/23/19 16:12	10/05/19 03:03	1
Perfluorotridecanoic acid (PFTriA)	<0.20	H	0.78	0.20	ug/Kg	☼	09/23/19 16:12	10/05/19 03:03	1
Perfluorotetradecanoic acid (PFTeA)	<0.21	H	0.78	0.21	ug/Kg	☼	09/23/19 16:12	10/05/19 03:03	1
Perfluoro-n-hexadecanoic acid (PFHxDA)	<0.17	H	0.78	0.17	ug/Kg	☼	09/23/19 16:12	10/05/19 03:03	1
Perfluorobutanesulfonic acid (PFBS)	<0.097	H	0.78	0.097	ug/Kg	☼	09/23/19 16:12	10/05/19 03:03	1
Perfluoro-n-octadecanoic acid (PFODA)	<0.11	H *	0.78	0.11	ug/Kg	☼	09/23/19 16:12	10/05/19 03:03	1
Perfluoropentanesulfonic acid (PFPeS)	<0.078	H	0.78	0.078	ug/Kg	☼	09/23/19 16:12	10/05/19 03:03	1
Perfluorohexanesulfonic acid (PFHxS)	<0.12	H	0.78	0.12	ug/Kg	☼	09/23/19 16:12	10/05/19 03:03	1
Perfluoroheptanesulfonic Acid (PFHpS)	<0.14	H	0.78	0.14	ug/Kg	☼	09/23/19 16:12	10/05/19 03:03	1
Perfluorooctanesulfonic acid (PFOS)	<0.78	H	1.9	0.78	ug/Kg	☼	09/23/19 16:12	10/05/19 03:03	1
Perfluorononanesulfonic acid (PFNS)	<0.078	H	0.78	0.078	ug/Kg	☼	09/23/19 16:12	10/05/19 03:03	1
Perfluorodecanesulfonic acid (PFDS)	<0.15	H	0.78	0.15	ug/Kg	☼	09/23/19 16:12	10/05/19 03:03	1
Perfluorooctanesulfonamide (FOSA)	<0.32	H	0.78	0.32	ug/Kg	☼	09/23/19 16:12	10/05/19 03:03	1
N-methylperfluorooctanesulfonamidoacetic acid (NMeFOSAA)	<1.5	H	7.8	1.5	ug/Kg	☼	09/23/19 16:12	10/05/19 03:03	1
N-ethylperfluorooctanesulfonamidoacetic acid (NEtFOSAA)	<1.4	H	7.8	1.4	ug/Kg	☼	09/23/19 16:12	10/05/19 03:03	1
4:2 FTS	<1.4	H	7.8	1.4	ug/Kg	☼	09/23/19 16:12	10/05/19 03:03	1
6:2 FTS	<0.58	H	7.8	0.58	ug/Kg	☼	09/23/19 16:12	10/05/19 03:03	1
8:2 FTS	<0.97	H	7.8	0.97	ug/Kg	☼	09/23/19 16:12	10/05/19 03:03	1
10:2 FTS	<0.19	H	0.78	0.19	ug/Kg	☼	09/23/19 16:12	10/05/19 03:03	1
NEtFOSA	<0.094	H	0.78	0.094	ug/Kg	☼	09/23/19 16:12	10/05/19 03:03	1
NMeFOSA	<0.16	H	0.78	0.16	ug/Kg	☼	09/23/19 16:12	10/05/19 03:03	1
Perfluorododecanesulfonic acid (PFDoS)	<0.23	H	0.78	0.23	ug/Kg	☼	09/23/19 16:12	10/05/19 03:03	1
NMeFOSE	<0.28	H	0.78	0.28	ug/Kg	☼	09/23/19 16:12	10/05/19 03:03	1
NEtFOSE	<0.14	H	0.78	0.14	ug/Kg	☼	09/23/19 16:12	10/05/19 03:03	1
ADONA	<0.074	H	0.82	0.074	ug/Kg	☼	09/23/19 16:12	10/05/19 03:03	1
F-53B Major	<0.11	H	0.78	0.11	ug/Kg	☼	09/23/19 16:12	10/05/19 03:03	1
HFPO-DA (GenX)	0.54	J H	0.97	0.43	ug/Kg	☼	09/23/19 16:12	10/05/19 03:03	1
F-53B Minor	<0.086	H	0.78	0.086	ug/Kg	☼	09/23/19 16:12	10/05/19 03:03	1
NaDONA	<0.074	H	0.82	0.074	ug/Kg	☼	09/23/19 16:12	10/05/19 03:03	1
DONA	<0.070	H	0.78	0.070	ug/Kg	☼	09/23/19 16:12	10/05/19 03:03	1
Ammonium Perfluorooctanoate (APFO)	<0.35	H	0.82	0.35	ug/Kg	☼	09/23/19 16:12	10/05/19 03:03	1

Isotope Dilution	%Recovery	Qualifier	Limits	Prepared	Analyzed	Dil Fac
13C4 PFBA	64		25 - 150	09/23/19 16:12	10/05/19 03:03	1
13C5 PFPeA	80		25 - 150	09/23/19 16:12	10/05/19 03:03	1
13C2 PFHxA	78		25 - 150	09/23/19 16:12	10/05/19 03:03	1

Eurofins TestAmerica, Sacramento

Client Sample Results

Client: SCS Engineers
 Project/Site: MGE - Burke WWTP - 25218175.00

Job ID: 320-53393-2

Client Sample ID: GP-103, 10-12.5'

Lab Sample ID: 320-53393-5

Date Collected: 08/15/19 10:30

Matrix: Solid

Date Received: 08/17/19 09:20

Percent Solids: 24.9

Method: 537 (modified) - Fluorinated Alkyl Substances (Continued)

Isotope Dilution	%Recovery	Qualifier	Limits	Prepared	Analyzed	Dil Fac
13C4 PFHpA	83		25 - 150	09/23/19 16:12	10/05/19 03:03	1
13C4 PFOA	85		25 - 150	09/23/19 16:12	10/05/19 03:03	1
13C5 PFNA	86		25 - 150	09/23/19 16:12	10/05/19 03:03	1
13C2 PFDA	86		25 - 150	09/23/19 16:12	10/05/19 03:03	1
13C2 PFHxDA	39		25 - 150	09/23/19 16:12	10/05/19 03:03	1
13C2 PFUnA	77		25 - 150	09/23/19 16:12	10/05/19 03:03	1
13C2 PFDaA	71		25 - 150	09/23/19 16:12	10/05/19 03:03	1
13C2 PFTeDA	66		25 - 150	09/23/19 16:12	10/05/19 03:03	1
18O2 PFHxS	95		25 - 150	09/23/19 16:12	10/05/19 03:03	1
13C4 PFOS	90		25 - 150	09/23/19 16:12	10/05/19 03:03	1
13C8 FOSA	67		25 - 150	09/23/19 16:12	10/05/19 03:03	1
d3-NMeFOSAA	84		25 - 150	09/23/19 16:12	10/05/19 03:03	1
d5-NEtFOSAA	82		25 - 150	09/23/19 16:12	10/05/19 03:03	1
M2-6:2 FTS	221 *		25 - 150	09/23/19 16:12	10/05/19 03:03	1
M2-8:2 FTS	208 *		25 - 150	09/23/19 16:12	10/05/19 03:03	1
M2-4:2 FTS	188 *		25 - 150	09/23/19 16:12	10/05/19 03:03	1
d-N-MeFOSA-M	13 *		25 - 150	09/23/19 16:12	10/05/19 03:03	1
d-N-EtFOSA-M	8 *		25 - 150	09/23/19 16:12	10/05/19 03:03	1
d7-N-MeFOSE-M	11		10 - 120	09/23/19 16:12	10/05/19 03:03	1
d9-N-EtFOSE-M	11		10 - 120	09/23/19 16:12	10/05/19 03:03	1
13C3 HFPO-DA	49		25 - 150	09/23/19 16:12	10/05/19 03:03	1

General Chemistry

Analyte	Result	Qualifier	RL	MDL	Unit	D	Prepared	Analyzed	Dil Fac
Percent Moisture	75.1		0.1	0.1	%			09/20/19 16:14	1
Percent Solids	24.9		0.1	0.1	%			09/20/19 16:14	1

Isotope Dilution Summary

Client: SCS Engineers
 Project/Site: MGE - Burke WWTP - 25218175.00

Job ID: 320-53393-2

Method: 537 (modified) - Fluorinated Alkyl Substances

Matrix: Solid

Prep Type: Total/NA

Percent Isotope Dilution Recovery (Acceptance Limits)

Lab Sample ID	Client Sample ID	PFBA (25-150)	PFPeA (25-150)	PFHxA (25-150)	PFHpA (25-150)	PFOA (25-150)	PFNA (25-150)	PFDA (25-150)	PFHxDA (25-150)
320-53393-5	GP-103, 10-12.5'	64	80	78	83	85	86	86	39
LCS 320-325633/2-A	Lab Control Sample	90	95	90	96	94	93	91	83
MB 320-325633/1-A	Method Blank	95	100	95	103	102	101	100	95

Percent Isotope Dilution Recovery (Acceptance Limits)

Lab Sample ID	Client Sample ID	PFOA (25-150)	PFNA (25-150)	PFDA (25-150)	PFHxDA (25-150)	PFUnA (25-150)	PFDaA (25-150)	PFTDA (25-150)	PFHxS (25-150)	PFOS (25-150)	PFOSA (25-150)	-NMeFOS/ (25-150)	-NEtFOS/ (25-150)
320-53393-5	GP-103, 10-12.5'	77	71	66	95	90	67	84	82				
LCS 320-325633/2-A	Lab Control Sample	95	94	91	102	92	83	84	91				
MB 320-325633/1-A	Method Blank	104	102	99	105	99	97	81	81				

Percent Isotope Dilution Recovery (Acceptance Limits)

Lab Sample ID	Client Sample ID	M262FTS (25-150)	M282FTS (25-150)	M242FTS (25-150)	i-MeFOSA (25-150)	N-EtFOSA (25-150)	NMFM (10-120)	NEFM (10-120)	HFPODA (25-150)
320-53393-5	GP-103, 10-12.5'	221 *	208 *	188 *	13 *	8 *	11	11	49
LCS 320-325633/2-A	Lab Control Sample	97	97	101	42	37	14	12	100
MB 320-325633/1-A	Method Blank	107	104	109	48	41	7 *	6 *	95

Surrogate Legend

- PFBA = 13C4 PFBA
- PFPeA = 13C5 PFPeA
- PFHxA = 13C2 PFHxA
- PFHpA = 13C4 PFHpA
- PFOA = 13C4 PFOA
- PFNA = 13C5 PFNA
- PFDA = 13C2 PFDA
- PFHxDA = 13C2 PFHxDA
- PFUnA = 13C2 PFUnA
- PFDaA = 13C2 PFDaA
- PFTDA = 13C2 PFTeDA
- PFHxS = 18O2 PFHxS
- PFOS = 13C4 PFOS
- PFOSA = 13C8 FOSA
- d3-NMeFOSAA = d3-NMeFOSAA
- d5-NEtFOSAA = d5-NEtFOSAA
- M262FTS = M2-6:2 FTS
- M282FTS = M2-8:2 FTS
- M242FTS = M2-4:2 FTS
- d-N-MeFOSA-M = d-N-MeFOSA-M
- d-N-EtFOSA-M = d-N-EtFOSA-M
- NMFM = d7-N-MeFOSE-M
- NEFM = d9-N-EtFOSE-M
- HFPODA = 13C3 HFPO-DA

QC Sample Results

Client: SCS Engineers
 Project/Site: MGE - Burke WWTP - 25218175.00

Job ID: 320-53393-2

Method: 537 (modified) - Fluorinated Alkyl Substances

Lab Sample ID: MB 320-325633/1-A
Matrix: Solid
Analysis Batch: 328233

Client Sample ID: Method Blank
Prep Type: Total/NA
Prep Batch: 325633

Analyte	MB	MB	RL	MDL	Unit	D	Prepared	Analyzed	Dil Fac
	Result	Qualifier							
Perfluorobutanoic acid (PFBA)	0.0325	J	0.20	0.028	ug/Kg		09/23/19 16:12	10/05/19 02:44	1
Perfluoropentanoic acid (PFPeA)	<0.077		0.20	0.077	ug/Kg		09/23/19 16:12	10/05/19 02:44	1
Perfluorohexanoic acid (PFHxA)	<0.042		0.20	0.042	ug/Kg		09/23/19 16:12	10/05/19 02:44	1
Perfluoroheptanoic acid (PFHpA)	<0.029		0.20	0.029	ug/Kg		09/23/19 16:12	10/05/19 02:44	1
Perfluorooctanoic acid (PFOA)	<0.086		0.20	0.086	ug/Kg		09/23/19 16:12	10/05/19 02:44	1
Perfluorononanoic acid (PFNA)	<0.036		0.20	0.036	ug/Kg		09/23/19 16:12	10/05/19 02:44	1
Perfluorodecanoic acid (PFDA)	<0.022		0.20	0.022	ug/Kg		09/23/19 16:12	10/05/19 02:44	1
Perfluoroundecanoic acid (PFUnA)	<0.036		0.20	0.036	ug/Kg		09/23/19 16:12	10/05/19 02:44	1
Perfluorododecanoic acid (PFDoA)	<0.067		0.20	0.067	ug/Kg		09/23/19 16:12	10/05/19 02:44	1
Perfluorotridecanoic acid (PFTriA)	<0.051		0.20	0.051	ug/Kg		09/23/19 16:12	10/05/19 02:44	1
Perfluorotetradecanoic acid (PFTeA)	<0.054		0.20	0.054	ug/Kg		09/23/19 16:12	10/05/19 02:44	1
Perfluoro-n-hexadecanoic acid (PFHxDA)	<0.044		0.20	0.044	ug/Kg		09/23/19 16:12	10/05/19 02:44	1
Perfluorobutanesulfonic acid (PFBS)	<0.025		0.20	0.025	ug/Kg		09/23/19 16:12	10/05/19 02:44	1
Perfluoro-n-octadecanoic acid (PFODA)	<0.028		0.20	0.028	ug/Kg		09/23/19 16:12	10/05/19 02:44	1
Perfluoropentanesulfonic acid (PFPeS)	<0.020		0.20	0.020	ug/Kg		09/23/19 16:12	10/05/19 02:44	1
Perfluorohexanesulfonic acid (PFHxS)	<0.031		0.20	0.031	ug/Kg		09/23/19 16:12	10/05/19 02:44	1
Perfluoroheptanesulfonic Acid (PFHpS)	<0.035		0.20	0.035	ug/Kg		09/23/19 16:12	10/05/19 02:44	1
Perfluorooctanesulfonic acid (PFOS)	<0.20		0.50	0.20	ug/Kg		09/23/19 16:12	10/05/19 02:44	1
Perfluorononanesulfonic acid (PFNS)	<0.020		0.20	0.020	ug/Kg		09/23/19 16:12	10/05/19 02:44	1
Perfluorodecanesulfonic acid (PFDS)	<0.039		0.20	0.039	ug/Kg		09/23/19 16:12	10/05/19 02:44	1
Perfluorooctanesulfonamide (FOSA)	<0.082		0.20	0.082	ug/Kg		09/23/19 16:12	10/05/19 02:44	1
N-methylperfluorooctanesulfonamidoacetic acid (NMeFOSAA)	<0.39		2.0	0.39	ug/Kg		09/23/19 16:12	10/05/19 02:44	1
N-ethylperfluorooctanesulfonamidoacetic acid (NEtFOSAA)	<0.37		2.0	0.37	ug/Kg		09/23/19 16:12	10/05/19 02:44	1
4:2 FTS	<0.37		2.0	0.37	ug/Kg		09/23/19 16:12	10/05/19 02:44	1
6:2 FTS	<0.15		2.0	0.15	ug/Kg		09/23/19 16:12	10/05/19 02:44	1
8:2 FTS	<0.25		2.0	0.25	ug/Kg		09/23/19 16:12	10/05/19 02:44	1
10:2 FTS	<0.050		0.20	0.050	ug/Kg		09/23/19 16:12	10/05/19 02:44	1
NEtFOSA	<0.024		0.20	0.024	ug/Kg		09/23/19 16:12	10/05/19 02:44	1
NMeFOSA	<0.041		0.20	0.041	ug/Kg		09/23/19 16:12	10/05/19 02:44	1
Perfluorododecanesulfonic acid (PFDoS)	<0.060		0.20	0.060	ug/Kg		09/23/19 16:12	10/05/19 02:44	1
NMeFOSE	0.0880	J	0.20	0.071	ug/Kg		09/23/19 16:12	10/05/19 02:44	1
NEtFOSE	0.105	J	0.20	0.036	ug/Kg		09/23/19 16:12	10/05/19 02:44	1
ADONA	<0.019		0.21	0.019	ug/Kg		09/23/19 16:12	10/05/19 02:44	1
F-53B Major	<0.027		0.20	0.027	ug/Kg		09/23/19 16:12	10/05/19 02:44	1
HFPO-DA (GenX)	<0.11		0.25	0.11	ug/Kg		09/23/19 16:12	10/05/19 02:44	1
F-53B Minor	<0.022		0.20	0.022	ug/Kg		09/23/19 16:12	10/05/19 02:44	1
NaDONA	<0.019		0.21	0.019	ug/Kg		09/23/19 16:12	10/05/19 02:44	1
DONA	<0.018		0.20	0.018	ug/Kg		09/23/19 16:12	10/05/19 02:44	1
Ammonium Perfluorooctanoate (APFO)	<0.089		0.21	0.089	ug/Kg		09/23/19 16:12	10/05/19 02:44	1

Isotope Dilution	MB	MB	Limits	Prepared	Analyzed	Dil Fac
	%Recovery	Qualifier				
13C4 PFBA	95		25 - 150	09/23/19 16:12	10/05/19 02:44	1

Eurofins TestAmerica, Sacramento

QC Sample Results

Client: SCS Engineers
Project/Site: MGE - Burke WWTP - 25218175.00

Job ID: 320-53393-2

Method: 537 (modified) - Fluorinated Alkyl Substances (Continued)

Lab Sample ID: MB 320-325633/1-A
Matrix: Solid
Analysis Batch: 328233

Client Sample ID: Method Blank
Prep Type: Total/NA
Prep Batch: 325633

Isotope Dilution	MB MB		Limits	Prepared	Analyzed	Dil Fac
	%Recovery	Qualifier				
13C5 PFPeA	100		25 - 150	09/23/19 16:12	10/05/19 02:44	1
13C2 PFHxA	95		25 - 150	09/23/19 16:12	10/05/19 02:44	1
13C4 PFHpA	103		25 - 150	09/23/19 16:12	10/05/19 02:44	1
13C4 PFOA	102		25 - 150	09/23/19 16:12	10/05/19 02:44	1
13C5 PFNA	101		25 - 150	09/23/19 16:12	10/05/19 02:44	1
13C2 PFDA	100		25 - 150	09/23/19 16:12	10/05/19 02:44	1
13C2 PFHxDA	95		25 - 150	09/23/19 16:12	10/05/19 02:44	1
13C2 PFUnA	104		25 - 150	09/23/19 16:12	10/05/19 02:44	1
13C2 PFDoA	102		25 - 150	09/23/19 16:12	10/05/19 02:44	1
13C2 PFTeDA	99		25 - 150	09/23/19 16:12	10/05/19 02:44	1
18O2 PFHxS	105		25 - 150	09/23/19 16:12	10/05/19 02:44	1
13C4 PFOS	99		25 - 150	09/23/19 16:12	10/05/19 02:44	1
13C8 FOSA	97		25 - 150	09/23/19 16:12	10/05/19 02:44	1
d3-NMeFOSAA	81		25 - 150	09/23/19 16:12	10/05/19 02:44	1
d5-NEtFOSAA	81		25 - 150	09/23/19 16:12	10/05/19 02:44	1
M2-6:2 FTS	107		25 - 150	09/23/19 16:12	10/05/19 02:44	1
M2-8:2 FTS	104		25 - 150	09/23/19 16:12	10/05/19 02:44	1
M2-4:2 FTS	109		25 - 150	09/23/19 16:12	10/05/19 02:44	1
d-N-MeFOSA-M	48		25 - 150	09/23/19 16:12	10/05/19 02:44	1
d-N-EtFOSA-M	41		25 - 150	09/23/19 16:12	10/05/19 02:44	1
d7-N-MeFOSE-M	7	*	10 - 120	09/23/19 16:12	10/05/19 02:44	1
d9-N-EtFOSE-M	6	*	10 - 120	09/23/19 16:12	10/05/19 02:44	1
13C3 HFPO-DA	95		25 - 150	09/23/19 16:12	10/05/19 02:44	1

Lab Sample ID: LCS 320-325633/2-A
Matrix: Solid
Analysis Batch: 328233

Client Sample ID: Lab Control Sample
Prep Type: Total/NA
Prep Batch: 325633

Analyte	Spike Added	LCS Result	LCS Qualifier	Unit	D	%Rec	Limits
Perfluorobutanoic acid (PFBA)	2.00	2.11		ug/Kg		105	81 - 133
Perfluoropentanoic acid (PFPeA)	2.00	1.93		ug/Kg		97	79 - 120
Perfluorohexanoic acid (PFHxA)	2.00	2.00		ug/Kg		100	75 - 125
Perfluoroheptanoic acid (PFHpA)	2.00	2.02		ug/Kg		101	76 - 124
Perfluorooctanoic acid (PFOA)	2.00	1.93		ug/Kg		97	76 - 121
Perfluorononanoic acid (PFNA)	2.00	2.06		ug/Kg		103	74 - 126
Perfluorodecanoic acid (PFDA)	2.00	2.05		ug/Kg		103	74 - 124
Perfluoroundecanoic acid (PFUnA)	2.00	1.83		ug/Kg		91	74 - 114
Perfluorododecanoic acid (PFDoA)	2.00	1.97		ug/Kg		99	75 - 123
Perfluorotridecanoic acid (PFTriA)	2.00	2.12		ug/Kg		106	43 - 116
Perfluorotetradecanoic acid (PFTeA)	2.00	2.05		ug/Kg		102	22 - 129
Perfluoro-n-hexadecanoic acid (PFHxDA)	2.00	1.98		ug/Kg		99	10 - 100
Perfluorobutanesulfonic acid (PFBS)	1.77	1.58		ug/Kg		89	73 - 142
Perfluoro-n-octadecanoic acid (PFODA)	2.00	2.11	*	ug/Kg		105	10 - 84

Eurofins TestAmerica, Sacramento

QC Sample Results

Client: SCS Engineers
 Project/Site: MGE - Burke WWTP - 25218175.00

Job ID: 320-53393-2

Method: 537 (modified) - Fluorinated Alkyl Substances (Continued)

Lab Sample ID: LCS 320-325633/2-A

Matrix: Solid

Analysis Batch: 328233

Client Sample ID: Lab Control Sample

Prep Type: Total/NA

Prep Batch: 325633

Analyte	Spike Added	LCS Result	LCS Qualifier	Unit	D	%Rec	%Rec. Limits
Perfluoropentanesulfonic acid (PFPeS)	1.88	1.73		ug/Kg		92	70 - 130
Perfluorohexanesulfonic acid (PFHxS)	1.82	1.57		ug/Kg		86	75 - 121
Perfluoroheptanesulfonic Acid (PFHpS)	1.90	1.87		ug/Kg		98	78 - 146
Perfluorooctanesulfonic acid (PFOS)	1.86	1.90		ug/Kg		103	69 - 131
Perfluorononanesulfonic acid (PFNS)	1.92	1.87		ug/Kg		97	70 - 130
Perfluorodecanesulfonic acid (PFDS)	1.93	1.91		ug/Kg		99	54 - 113
Perfluorooctanesulfonamide (FOSA)	2.00	1.97		ug/Kg		98	62 - 135
N-methylperfluorooctanesulfonamide	2.00	2.15		ug/Kg		107	65 - 135
N-ethylperfluorooctanesulfonamide	2.00	1.94	J	ug/Kg		97	65 - 135
4:2 FTS	1.87	2.09		ug/Kg		112	50 - 150
6:2 FTS	1.90	2.21		ug/Kg		117	65 - 135
8:2 FTS	1.92	1.82	J	ug/Kg		95	65 - 135
10:2 FTS	1.93	1.92		ug/Kg		100	70 - 130
NMeFOSA	2.00	2.05		ug/Kg		102	65 - 135
Perfluorododecanesulfonic acid (PFDoS)	1.94	1.80		ug/Kg		93	70 - 130
NMeFOSE	2.00	2.18		ug/Kg		109	65 - 135
NEtFOSE	2.00	2.09		ug/Kg		104	65 - 135
ADONA	1.97	2.10		ug/Kg		106	70 - 130
F-53B Major	1.86	1.78		ug/Kg		95	70 - 130
HFPO-DA (GenX)	2.00	1.94		ug/Kg		97	70 - 130
F-53B Minor	1.88	1.42		ug/Kg		75	70 - 130
NaDONA	2.00	2.13		ug/Kg		106	70 - 130
DONA	1.88	2.01		ug/Kg		106	70 - 130
Ammonium Perfluorooctanoate (APFO)	2.08	2.01		ug/Kg		97	76 - 121

Isotope Dilution	LCS LCS		Limits
	%Recovery	Qualifier	
13C4 PFBA	90		25 - 150
13C5 PFPeA	95		25 - 150
13C2 PFHxA	90		25 - 150
13C4 PFHpA	96		25 - 150
13C4 PFOA	94		25 - 150
13C5 PFNA	93		25 - 150
13C2 PFDA	91		25 - 150
13C2 PFHxDA	83		25 - 150
13C2 PFUnA	95		25 - 150
13C2 PFDoA	94		25 - 150
13C2 PFTeDA	91		25 - 150
18O2 PFHxS	102		25 - 150
13C4 PFOS	92		25 - 150
13C8 FOSA	83		25 - 150

Eurofins TestAmerica, Sacramento

QC Sample Results

Client: SCS Engineers
 Project/Site: MGE - Burke WWTP - 25218175.00

Job ID: 320-53393-2

Method: 537 (modified) - Fluorinated Alkyl Substances (Continued)

Lab Sample ID: LCS 320-325633/2-A
Matrix: Solid
Analysis Batch: 328233

Client Sample ID: Lab Control Sample
Prep Type: Total/NA
Prep Batch: 325633

<i>Isotope Dilution</i>	<i>%Recovery</i>	<i>LCS Qualifier</i>	<i>Limits</i>
d3-NMeFOSAA	84		25 - 150
d5-NEtFOSAA	91		25 - 150
M2-6:2 FTS	97		25 - 150
M2-8:2 FTS	97		25 - 150
M2-4:2 FTS	101		25 - 150
d-N-MeFOSA-M	42		25 - 150
d-N-EtFOSA-M	37		25 - 150
d7-N-MeFOSE-M	14		10 - 120
d9-N-EtFOSE-M	12		10 - 120
13C3 HFPO-DA	100		25 - 150

Method: D 2216 - Percent Moisture

Lab Sample ID: 320-53393-5 DU
Matrix: Solid
Analysis Batch: 325069

Client Sample ID: GP-103, 10-12.5'
Prep Type: Total/NA

<i>Analyte</i>	<i>Sample Result</i>	<i>Sample Qualifier</i>	<i>DU Result</i>	<i>DU Qualifier</i>	<i>Unit</i>	<i>D</i>	<i>RPD</i>	<i>Limit</i>
Percent Moisture	75.1		77.1		%		3	20
Percent Solids	24.9		22.9		%		9	20

QC Association Summary

Client: SCS Engineers
Project/Site: MGE - Burke WWTP - 25218175.00

Job ID: 320-53393-2

LCMS

Prep Batch: 325633

Lab Sample ID	Client Sample ID	Prep Type	Matrix	Method	Prep Batch
320-53393-5	GP-103, 10-12.5'	Total/NA	Solid	SHAKE	
MB 320-325633/1-A	Method Blank	Total/NA	Solid	SHAKE	
LCS 320-325633/2-A	Lab Control Sample	Total/NA	Solid	SHAKE	

Analysis Batch: 328233

Lab Sample ID	Client Sample ID	Prep Type	Matrix	Method	Prep Batch
320-53393-5	GP-103, 10-12.5'	Total/NA	Solid	537 (modified)	325633
MB 320-325633/1-A	Method Blank	Total/NA	Solid	537 (modified)	325633
LCS 320-325633/2-A	Lab Control Sample	Total/NA	Solid	537 (modified)	325633

General Chemistry

Analysis Batch: 325069

Lab Sample ID	Client Sample ID	Prep Type	Matrix	Method	Prep Batch
320-53393-5	GP-103, 10-12.5'	Total/NA	Solid	D 2216	
320-53393-5 DU	GP-103, 10-12.5'	Total/NA	Solid	D 2216	

Lab Chronicle

Client: SCS Engineers
 Project/Site: MGE - Burke WWTP - 25218175.00

Job ID: 320-53393-2

Client Sample ID: GP-103, 10-12.5'

Lab Sample ID: 320-53393-5

Date Collected: 08/15/19 10:30

Matrix: Solid

Date Received: 08/17/19 09:20

Prep Type	Batch Type	Batch Method	Run	Dil Factor	Initial Amount	Final Amount	Batch Number	Prepared or Analyzed	Analyst	Lab
Total/NA	Analysis	D 2216		1			325069	09/20/19 16:14	HRB	TAL SAC

Client Sample ID: GP-103, 10-12.5'

Lab Sample ID: 320-53393-5

Date Collected: 08/15/19 10:30

Matrix: Solid

Date Received: 08/17/19 09:20

Percent Solids: 24.9

Prep Type	Batch Type	Batch Method	Run	Dil Factor	Initial Amount	Final Amount	Batch Number	Prepared or Analyzed	Analyst	Lab
Total/NA	Prep	SHAKE			5.14 g	10.0 mL	325633	09/23/19 16:12	MC	TAL SAC
Total/NA	Analysis	537 (modified)		1			328233	10/05/19 03:03	D1R	TAL SAC

Laboratory References:

TAL SAC = Eurofins TestAmerica, Sacramento, 880 Riverside Parkway, West Sacramento, CA 95605, TEL (916)373-5600



Accreditation/Certification Summary

Client: SCS Engineers
 Project/Site: MGE - Burke WWTP - 25218175.00

Job ID: 320-53393-2

Laboratory: Eurofins TestAmerica, Sacramento

All accreditations/certifications held by this laboratory are listed. Not all accreditations/certifications are applicable to this report.

Authority	Program	Identification Number	Expiration Date
Alaska (UST)	State Program	17-020	01-20-21
ANAB	Dept. of Defense ELAP	L2468	01-20-21
ANAB	Dept. of Energy	L2468.01	01-20-21
ANAB	ISO/IEC 17025	L2468	08-09-21
Arizona	State	AZ0708	08-11-20
Arkansas DEQ	State	19-042-0	06-17-20
Arkansas DEQ	State Program	88-0691	06-17-20
California	State	2897	01-31-20
Colorado	State	CA0004	08-31-20
Connecticut	State	PH-0691	06-30-21
Florida	NELAP	E87570	06-30-20
Hawaii	State	<cert No.>	01-29-20
Illinois	NELAP	200060	03-17-20
Kansas	NELAP	E-10375	10-31-19
Louisiana	NELAP	01944	06-30-20
Maine	State	2018009	04-14-20
Maine	State Program	CA0004	04-14-20
Michigan	State	9947	01-29-20
Michigan	State Program	9947	01-31-20
Nevada	State Program	CA00044	07-31-20
New Hampshire	NELAP	2997	04-20-20
New Jersey	NELAP	CA005	06-30-20
New York	NELAP	11666	04-01-20
Oregon	NELAP	4040	01-29-20
Pennsylvania	NELAP	68-01272	03-31-20
Texas	NELAP	T104704399-19-13	05-31-20
US Fish & Wildlife	US Federal Programs	58448	07-31-20
USDA	US Federal Programs	P330-18-00239	07-31-21
USEPA UCMR	Federal	CA00044	12-31-20
Utah	NELAP	CA00044	02-29-20
Vermont	State	VT-4040	04-16-20
Virginia	NELAP	460278	03-14-20
Washington	State	C581	05-05-20
West Virginia (DW)	State	9930C	12-31-19
Wyoming	State Program	8TMS-L	01-28-19 *

Laboratory: Eurofins TestAmerica, Chicago

The accreditations/certifications listed below are applicable to this report.

Authority	Program	Identification Number	Expiration Date
Wisconsin	State Program	999580010	08-31-20

* Accreditation/Certification renewal pending - accreditation/certification considered valid.

Method Summary

Client: SCS Engineers
Project/Site: MGE - Burke WWTP - 25218175.00

Job ID: 320-53393-2

Method	Method Description	Protocol	Laboratory
537 (modified)	Fluorinated Alkyl Substances	EPA	TAL SAC
D 2216	Percent Moisture	ASTM	TAL SAC
SHAKE	Shake Extraction with Ultrasonic Bath Extraction	SW846	TAL SAC

Protocol References:

ASTM = ASTM International

EPA = US Environmental Protection Agency

SW846 = "Test Methods For Evaluating Solid Waste, Physical/Chemical Methods", Third Edition, November 1986 And Its Updates.

Laboratory References:

TAL SAC = Eurofins TestAmerica, Sacramento, 880 Riverside Parkway, West Sacramento, CA 95605, TEL (916)373-5600



Sample Summary

Client: SCS Engineers
Project/Site: MGE - Burke WWTP - 25218175.00

Job ID: 320-53393-2

Lab Sample ID	Client Sample ID	Matrix	Collected	Received	Asset ID
320-53393-5	GP-103, 10-12.5'	Solid	08/15/19 10:30	08/17/19 09:20	

1

2

3

4

5

6

7

8

9

10

11

12

13

14

15

Fredrick, Sandie

From: Oelkers, Eric <EOelkers@scsengineers.com>
Sent: Thursday, September 19, 2019 1:27 PM
To: Fredrick, Sandie; Valcheff, Jess
Cc: Blodgett, Meghan
Subject: RE: Eurofins TestAmerica report files from 320-53393-1 MGE - Burke WWTP - 25218175.00

-External Email-

Hi Sandie,
Please run sample held sample GP-103 10-12.5'.
Thanks,

Eric Oelkers, PG*
Senior Project Manager / Hydrogeologist

SCS ENGINEERS

2830 Dairy Drive
Madison, WI 53718
608.224.2830
Direct: 608.216.7341 • Cell: 608.444.3934

eoelkers@scsengineers.com

www.scsengineers.com

*Licensed in Wisconsin

From: Sandie Fredrick <sandie.fredrick@testamericainc.com>
Sent: Thursday, September 19, 2019 10:00 AM
To: Oelkers, Eric <EOelkers@scsengineers.com>; Valcheff, Jess <JValcheff@scsengineers.com>
Subject: Eurofins TestAmerica report files from 320-53393-1 MGE - Burke WWTP - 25218175.00

===== This message originated outside of SCS Engineers =====

Hello Eric,

Please let me know if the hold testing is required.

Thanks so much,

Sandie

Attached please find the report files for job 320-53393-1; MGE - Burke WWTP - 25218175.00

Please feel free to contact me if you have any questions.

Thank you.

Sandie Fredrick
Project Manager

Eurofins TestAmerica, Chicago
Phone: 920-261-1660

E-mail: sandie.fredrick@testamericainc.com
www.eurofinsus.com | www.testamericainc.com



Reference: [500-492091]
Attachments: 1

Please let us know if we met your expectations by rating the service you received from Eurofins TestAmerica on this project by visiting our website at: [Project Feedback](#)

Chain of Custody Record

Report To (optional) **Eric Dellus**
 Contact: **SCS Engineers**
 Company: **SCS Engineers**
 Address: _____
 Address: _____
 Phone: _____
 Fax: _____
 E-Mail: **eric.dellus@scsengineers.com**

Bill To (optional) **Same**
 Contact: _____
 Company: _____
 Address: _____
 Address: _____
 Phone: _____
 Fax: _____
 PO# / Reference# _____

Lab Job #: _____
 Chain of Custody Number: _____
 Page _____ of _____
 Temperature °C of Cooler: **11 car 1.60**

Lab ID	MS/MSD	Sample ID	Date	Time	# of Containers	Matrix	Preservative	Client Project #	Project Name	Project Location/State	Lab Project #	Lab PM	Comments
		GP-101, 10-12'	8/15/19	1130			7	25218175-00	MGE - Burke WWTP	WI			
		GP-102, 5-10' 7.5'		0955									HOLD
		GP-102, 7.5'-10'		1000									
		GP-103, 8-9'		1015									
		GP-103, 10-12.5'		1030									HOLD
		GP-103, 20-24'		1045									
		GP-104, 9-10'		0930	1 S								
		GP-104, 13-15'		0935	1 S								
		Equipment Blank	8/15/19	1215	2 W								



- Preservative Key
- HCL, Cool to 4°
 - H2SO4, Cool to 4°
 - HNO3, Cool to 4°
 - NaOH, Cool to 4°
 - NaOH/Zn, Cool to 4°
 - NaHSO4
 - Cool to 4°
 - None
 - Other

Turnaround Time Required (Business Days)
 Requested Due Date: _____ 1 Day _____ 2 Days _____ 5 Days _____ 7 Days _____ 10 Days _____ 15 Days _____ Other _____
 Sample Disposal: Return to Client Disposal by Lab Archive for _____ Months (A fee may be assessed if samples are retained longer than 1 month)

Relinquished By: **[Signature]** Date: **8/16/19** Time: **1300**
 Company: **SCS Engineers**
 Relinquished By: **[Signature]** Date: **8/19/19** Time: **920**
 Company: **[Signature]**
 Relinquished By: _____ Date: _____ Time: _____
 Company: _____
 Relinquished By: _____ Date: _____ Time: _____
 Company: _____
 Lab Courier: _____
 Shipped: _____
 Hand Delivered: _____

Lab Comments: _____

Matrix Key:
 WW - Wastewater
 W - Water
 S - Soil
 SL - Sludge
 MS - Miscellaneous
 OL - Oil
 A - Air
 SE - Sediment
 SO - Soil
 L - Leachate
 WI - Wipe
 DW - Drinking Water
 O - Other



Login Sample Receipt Checklist

Client: SCS Engineers

Job Number: 320-53393-2

Login Number: 53393

List Source: Eurofins TestAmerica, Sacramento

List Number: 1

Creator: Thompson, Sarah W

Question	Answer	Comment
Radioactivity wasn't checked or is \leq background as measured by a survey meter.	True	
The cooler's custody seal, if present, is intact.	True	137107/137108
Sample custody seals, if present, are intact.	N/A	
The cooler or samples do not appear to have been compromised or tampered with.	True	
Samples were received on ice.	True	
Cooler Temperature is acceptable.	True	
Cooler Temperature is recorded.	True	
COC is present.	True	
COC is filled out in ink and legible.	True	
COC is filled out with all pertinent information.	True	
Is the Field Sampler's name present on COC?	True	
There are no discrepancies between the containers received and the COC.	True	
Samples are received within Holding Time (excluding tests with immediate HTs)	True	
Sample containers have legible labels.	True	
Containers are not broken or leaking.	True	
Sample collection date/times are provided.	True	
Appropriate sample containers are used.	True	
Sample bottles are completely filled.	True	
Sample Preservation Verified.	N/A	
There is sufficient vol. for all requested analyses, incl. any requested MS/MSDs	True	
Containers requiring zero headspace have no headspace or bubble is <math><6\text{mm}</math> (1/4").	True	
Multiphasic samples are not present.	True	
Samples do not require splitting or compositing.	True	
Residual Chlorine Checked.	N/A	



ANALYTICAL REPORT

Eurofins TestAmerica, Sacramento
880 Riverside Parkway
West Sacramento, CA 95605
Tel: (916)373-5600

Laboratory Job ID: 320-53651-1
Client Project/Site: Burke Site - 25219029.00

For:
SCS Engineers
2830 Dairy Dr
Madison, Wisconsin 53718

Attn: Mr. Eric Oelkers



Authorized for release by:
9/20/2019 4:01:39 PM

Sandie Fredrick, Project Manager II
(920)261-1660
sandie.fredrick@testamericainc.com

LINKS

Review your project
results through
TotalAccess

Have a Question?



Visit us at:
www.testamericainc.com

The test results in this report meet all 2003 NELAC and 2009 TNI requirements for accredited parameters, exceptions are noted in this report. This report may not be reproduced except in full, and with written approval from the laboratory. For questions please contact the Project Manager at the e-mail address or telephone number listed on this page.

This report has been electronically signed and authorized by the signatory. Electronic signature is intended to be the legally binding equivalent of a traditionally handwritten signature.

Results relate only to the items tested and the sample(s) as received by the laboratory.



Table of Contents

Cover Page	1
Table of Contents	2
Definitions/Glossary	3
Case Narrative	4
Detection Summary	5
Client Sample Results	7
Isotope Dilution Summary	23
QC Sample Results	25
QC Association Summary	29
Lab Chronicle	30
Certification Summary	32
Method Summary	34
Sample Summary	35
Chain of Custody	36
Receipt Checklists	37

Definitions/Glossary

Client: SCS Engineers
Project/Site: Burke Site - 25219029.00

Job ID: 320-53651-1

Qualifiers

LCMS

Qualifier	Qualifier Description
*	Isotope Dilution analyte is outside acceptance limits.
B	Compound was found in the blank and sample.
I	Value is EMPC (estimated maximum possible concentration).
J	Result is less than the RL but greater than or equal to the MDL and the concentration is an approximate value.

Glossary

Abbreviation	These commonly used abbreviations may or may not be present in this report.
α	Listed under the "D" column to designate that the result is reported on a dry weight basis
%R	Percent Recovery
CFL	Contains Free Liquid
CNF	Contains No Free Liquid
DER	Duplicate Error Ratio (normalized absolute difference)
Dil Fac	Dilution Factor
DL	Detection Limit (DoD/DOE)
DL, RA, RE, IN	Indicates a Dilution, Re-analysis, Re-extraction, or additional Initial metals/anion analysis of the sample
DLC	Decision Level Concentration (Radiochemistry)
EDL	Estimated Detection Limit (Dioxin)
LOD	Limit of Detection (DoD/DOE)
LOQ	Limit of Quantitation (DoD/DOE)
MDA	Minimum Detectable Activity (Radiochemistry)
MDC	Minimum Detectable Concentration (Radiochemistry)
MDL	Method Detection Limit
ML	Minimum Level (Dioxin)
NC	Not Calculated
ND	Not Detected at the reporting limit (or MDL or EDL if shown)
PQL	Practical Quantitation Limit
QC	Quality Control
RER	Relative Error Ratio (Radiochemistry)
RL	Reporting Limit or Requested Limit (Radiochemistry)
RPD	Relative Percent Difference, a measure of the relative difference between two points
TEF	Toxicity Equivalent Factor (Dioxin)
TEQ	Toxicity Equivalent Quotient (Dioxin)

Case Narrative

Client: SCS Engineers
Project/Site: Burke Site - 25219029.00

Job ID: 320-53651-1

Job ID: 320-53651-1

Laboratory: Eurofins TestAmerica, Sacramento

Narrative

Job Narrative 320-53651-1

Comments

No additional comments.

Receipt

The samples were received on 8/24/2019 9:25 AM; the samples arrived in good condition, properly preserved and, where required, on ice. The temperature of the cooler at receipt was 1.8° C.

LCMS

Method(s) 537 (modified): Due to a shortage in the marketplace for 13C3-PFBS, the target analyte PFBS and/or Perfluoropentanesulfonic acid (PFPeS) could not be quantitated against 13C3-PFBS (its labeled variant) as listed in the SOP. PFBS and Perfluoropentanesulfonic acid (PFPeS) was quantitated versus 18O2-PFHxS instead. (ICV 320-322246/11)

Method(s) 537 (modified): The matrix spike / matrix spike duplicate (MS/MSD) recoveries for Perfluorododecanesulfonic acid (PFDoS) and 11-Chloroeicosfluoro-3-oxaundecane-1-sulfonate were outside control limits. Sample matrix interference are suspected because the associated laboratory control sample (LCS) recovery was within acceptance limits.

Method(s) 537 (modified): The "I" qualifier means the transition mass ratio for the indicated analyte(s) was outside of the established ratio limits. The qualitative identification of the analyte(s) has/have some degree of uncertainty. However, analyst judgement was used to positively identify the analyte(s). TW-1 (320-53651-2), TW-4 (320-53651-5) and TW-4 Duplicate (320-53651-6)

Method(s) 537 (modified): Isotope Dilution Analyte (IDA) recovery is above the method recommended limit for M2-6:2 FTS in the following sample: TW-3 (320-53651-1). This sample was re-analyzed with concurring results; however, the target analyte results did not differ from the original analysis. Therefore, results were reported from the original analysis. Quantitation by isotope dilution generally precludes any adverse effect on data quality due to elevated IDA recoveries.

Method(s) 537 (modified): Isotope Dilution Analyte (IDA) recovery is above the method recommended limit for M2-6:2 FTS and M2-8:2 FTS in the following sample: TW-1 (320-53651-2). This sample was re-analyzed with concurring results; however, the target analyte results did not differ from the original analysis. Therefore, results were reported from the original analysis. Quantitation by isotope dilution generally precludes any adverse effect on data quality due to elevated IDA recoveries.

Method(s) 537 (modified): The "I" qualifier means the transition mass ratio for the indicated analyte(s) was outside of the established ratio limits. The qualitative identification of the analyte(s) has/have some degree of uncertainty. However, analyst judgement was used to positively identify the analyte(s). TW-1 (320-53651-2)

No additional analytical or quality issues were noted, other than those described above or in the Definitions/Glossary page.

Organic Prep

No analytical or quality issues were noted, other than those described in the Definitions/Glossary page.

Detection Summary

Client: SCS Engineers
Project/Site: Burke Site - 25219029.00

Job ID: 320-53651-1

Client Sample ID: TW-3

Lab Sample ID: 320-53651-1

Analyte	Result	Qualifier	RL	MDL	Unit	Dil Fac	D	Method	Prep Type
Perfluorobutanoic acid (PFBA)	26		1.8	0.32	ng/L	1		537 (modified)	Total/NA
Perfluoropentanoic acid (PFPeA)	2.4		1.8	0.44	ng/L	1		537 (modified)	Total/NA
Perfluorohexanoic acid (PFHxA)	3.3		1.8	0.52	ng/L	1		537 (modified)	Total/NA
Perfluoroheptanoic acid (PFHpA)	1.3	J	1.8	0.23	ng/L	1		537 (modified)	Total/NA
Perfluorooctanoic acid (PFOA)	5.2		1.8	0.77	ng/L	1		537 (modified)	Total/NA
Perfluorobutanesulfonic acid (PFBS)	1.3	J	1.8	0.18	ng/L	1		537 (modified)	Total/NA
Perfluorohexanesulfonic acid (PFHxS)	10	B	1.8	0.15	ng/L	1		537 (modified)	Total/NA
Perfluorooctanesulfonamide (FOSA)	0.59	J B	1.8	0.32	ng/L	1		537 (modified)	Total/NA
Ammonium Perfluorooctanoate (APFO)	5.4		1.9	0.80	ng/L	1		537 (modified)	Total/NA

Client Sample ID: TW-1

Lab Sample ID: 320-53651-2

Analyte	Result	Qualifier	RL	MDL	Unit	Dil Fac	D	Method	Prep Type
Perfluorobutanoic acid (PFBA)	14		1.9	0.33	ng/L	1		537 (modified)	Total/NA
Perfluoropentanoic acid (PFPeA)	12		1.9	0.46	ng/L	1		537 (modified)	Total/NA
Perfluorohexanoic acid (PFHxA)	14		1.9	0.55	ng/L	1		537 (modified)	Total/NA
Perfluoroheptanoic acid (PFHpA)	4.4		1.9	0.24	ng/L	1		537 (modified)	Total/NA
Perfluorooctanoic acid (PFOA)	26		1.9	0.80	ng/L	1		537 (modified)	Total/NA
Perfluorononanoic acid (PFNA)	0.30	J	1.9	0.25	ng/L	1		537 (modified)	Total/NA
Perfluorobutanesulfonic acid (PFBS)	7.5		1.9	0.19	ng/L	1		537 (modified)	Total/NA
Perfluoropentanesulfonic acid (PFPeS)	2.3		1.9	0.28	ng/L	1		537 (modified)	Total/NA
Perfluorohexanesulfonic acid (PFHxS)	58	B	1.9	0.16	ng/L	1		537 (modified)	Total/NA
Perfluorooctanesulfonic acid (PFOS)	13	I	1.9	0.51	ng/L	1		537 (modified)	Total/NA
Ammonium Perfluorooctanoate (APFO)	27		2.0	0.83	ng/L	1		537 (modified)	Total/NA

Client Sample ID: MW-10

Lab Sample ID: 320-53651-3

Analyte	Result	Qualifier	RL	MDL	Unit	Dil Fac	D	Method	Prep Type
Perfluorobutanoic acid (PFBA)	20		1.8	0.32	ng/L	1		537 (modified)	Total/NA
Perfluoropentanoic acid (PFPeA)	3.9		1.8	0.45	ng/L	1		537 (modified)	Total/NA
Perfluorohexanoic acid (PFHxA)	7.2		1.8	0.54	ng/L	1		537 (modified)	Total/NA
Perfluoroheptanoic acid (PFHpA)	1.8		1.8	0.23	ng/L	1		537 (modified)	Total/NA
Perfluorooctanoic acid (PFOA)	3.6		1.8	0.79	ng/L	1		537 (modified)	Total/NA
Perfluorobutanesulfonic acid (PFBS)	1.8		1.8	0.18	ng/L	1		537 (modified)	Total/NA
Perfluoropentanesulfonic acid (PFPeS)	1.0	J	1.8	0.28	ng/L	1		537 (modified)	Total/NA
Perfluorohexanesulfonic acid (PFHxS)	2.7	B	1.8	0.16	ng/L	1		537 (modified)	Total/NA
Perfluorooctanesulfonic acid (PFOS)	8.3		1.8	0.50	ng/L	1		537 (modified)	Total/NA
6:2 FTS	4.8	J	18	1.8	ng/L	1		537 (modified)	Total/NA
Ammonium Perfluorooctanoate (APFO)	3.8		1.9	0.81	ng/L	1		537 (modified)	Total/NA

Client Sample ID: TW-2

Lab Sample ID: 320-53651-4

Analyte	Result	Qualifier	RL	MDL	Unit	Dil Fac	D	Method	Prep Type
Perfluorobutanoic acid (PFBA)	34		1.8	0.32	ng/L	1		537 (modified)	Total/NA
Perfluoroheptanoic acid (PFHpA)	0.26	J	1.8	0.23	ng/L	1		537 (modified)	Total/NA
Perfluorooctanoic acid (PFOA)	2.9		1.8	0.78	ng/L	1		537 (modified)	Total/NA
Perfluorobutanesulfonic acid (PFBS)	0.75	J	1.8	0.18	ng/L	1		537 (modified)	Total/NA
Perfluorohexanesulfonic acid (PFHxS)	1.5	J B	1.8	0.16	ng/L	1		537 (modified)	Total/NA
Perfluorooctanesulfonic acid (PFOS)	5.7		1.8	0.49	ng/L	1		537 (modified)	Total/NA

This Detection Summary does not include radiochemical test results.

Eurofins TestAmerica, Sacramento

Detection Summary

Client: SCS Engineers
Project/Site: Burke Site - 25219029.00

Job ID: 320-53651-1

Client Sample ID: TW-2 (Continued)

Lab Sample ID: 320-53651-4

Analyte	Result	Qualifier	RL	MDL	Unit	Dil Fac	D	Method	Prep Type
Perfluorooctanesulfonamide (FOSA)	0.46	J B	1.8	0.32	ng/L	1		537 (modified)	Total/NA
Ammonium Perfluorooctanoate (APFO)	3.0		1.9	0.81	ng/L	1		537 (modified)	Total/NA

Client Sample ID: TW-4

Lab Sample ID: 320-53651-5

Analyte	Result	Qualifier	RL	MDL	Unit	Dil Fac	D	Method	Prep Type
Perfluorobutanoic acid (PFBA)	29		1.9	0.33	ng/L	1		537 (modified)	Total/NA
Perfluoropentanoic acid (PFPeA)	0.79	J	1.9	0.46	ng/L	1		537 (modified)	Total/NA
Perfluorohexanoic acid (PFHxA)	1.3	J	1.9	0.55	ng/L	1		537 (modified)	Total/NA
Perfluoroheptanoic acid (PFHpA)	1.6	J	1.9	0.24	ng/L	1		537 (modified)	Total/NA
Perfluorooctanoic acid (PFOA)	14		1.9	0.80	ng/L	1		537 (modified)	Total/NA
Perfluorononanoic acid (PFNA)	0.91	J	1.9	0.25	ng/L	1		537 (modified)	Total/NA
Perfluorobutanesulfonic acid (PFBS)	2.3		1.9	0.19	ng/L	1		537 (modified)	Total/NA
Perfluoropentanesulfonic acid (PFPeS)	0.56	J	1.9	0.28	ng/L	1		537 (modified)	Total/NA
Perfluorohexanesulfonic acid (PFHxS)	4.5	B	1.9	0.16	ng/L	1		537 (modified)	Total/NA
Perfluoroheptanesulfonic Acid (PFHpS)	0.81	J	1.9	0.18	ng/L	1		537 (modified)	Total/NA
Perfluorooctanesulfonic acid (PFOS)	9.7	I	1.9	0.51	ng/L	1		537 (modified)	Total/NA
6:2 FTS	49		19	1.9	ng/L	1		537 (modified)	Total/NA
Ammonium Perfluorooctanoate (APFO)	15		2.0	0.83	ng/L	1		537 (modified)	Total/NA

Client Sample ID: TW-4 Duplicate

Lab Sample ID: 320-53651-6

Analyte	Result	Qualifier	RL	MDL	Unit	Dil Fac	D	Method	Prep Type
Perfluorobutanoic acid (PFBA)	29		1.8	0.32	ng/L	1		537 (modified)	Total/NA
Perfluoropentanoic acid (PFPeA)	0.75	J	1.8	0.44	ng/L	1		537 (modified)	Total/NA
Perfluorohexanoic acid (PFHxA)	1.2	J	1.8	0.53	ng/L	1		537 (modified)	Total/NA
Perfluoroheptanoic acid (PFHpA)	1.1	J	1.8	0.23	ng/L	1		537 (modified)	Total/NA
Perfluorooctanoic acid (PFOA)	16		1.8	0.77	ng/L	1		537 (modified)	Total/NA
Perfluorononanoic acid (PFNA)	1.0	J	1.8	0.24	ng/L	1		537 (modified)	Total/NA
Perfluorobutanesulfonic acid (PFBS)	2.1		1.8	0.18	ng/L	1		537 (modified)	Total/NA
Perfluoropentanesulfonic acid (PFPeS)	0.75	J	1.8	0.27	ng/L	1		537 (modified)	Total/NA
Perfluorohexanesulfonic acid (PFHxS)	4.7	B	1.8	0.15	ng/L	1		537 (modified)	Total/NA
Perfluoroheptanesulfonic Acid (PFHpS)	0.77	J	1.8	0.17	ng/L	1		537 (modified)	Total/NA
Perfluorooctanesulfonic acid (PFOS)	8.8	I	1.8	0.49	ng/L	1		537 (modified)	Total/NA
6:2 FTS	41		18	1.8	ng/L	1		537 (modified)	Total/NA
Ammonium Perfluorooctanoate (APFO)	16		1.9	0.80	ng/L	1		537 (modified)	Total/NA

Client Sample ID: Field Blank

Lab Sample ID: 320-53651-7

Analyte	Result	Qualifier	RL	MDL	Unit	Dil Fac	D	Method	Prep Type
Perfluorohexanesulfonic acid (PFHxS)	0.26	J B	1.9	0.16	ng/L	1		537 (modified)	Total/NA
Perfluorooctanesulfonamide (FOSA)	0.41	J B	1.9	0.33	ng/L	1		537 (modified)	Total/NA

Client Sample ID: Equipment Blank

Lab Sample ID: 320-53651-8

Analyte	Result	Qualifier	RL	MDL	Unit	Dil Fac	D	Method	Prep Type
Perfluorohexanesulfonic acid (PFHxS)	0.27	J B	2.0	0.17	ng/L	1		537 (modified)	Total/NA

This Detection Summary does not include radiochemical test results.

Eurofins TestAmerica, Sacramento

Client Sample Results

Client: SCS Engineers
Project/Site: Burke Site - 25219029.00

Job ID: 320-53651-1

Client Sample ID: TW-3
Date Collected: 08/23/19 09:00
Date Received: 08/24/19 09:25

Lab Sample ID: 320-53651-1
Matrix: Water

Method: 537 (modified) - Fluorinated Alkyl Substances

Analyte	Result	Qualifier	RL	MDL	Unit	D	Prepared	Analyzed	Dil Fac
Perfluorobutanoic acid (PFBA)	26		1.8	0.32	ng/L		08/31/19 07:42	09/07/19 03:32	1
Perfluoropentanoic acid (PFPeA)	2.4		1.8	0.44	ng/L		08/31/19 07:42	09/07/19 03:32	1
Perfluorohexanoic acid (PFHxA)	3.3		1.8	0.52	ng/L		08/31/19 07:42	09/07/19 03:32	1
Perfluoroheptanoic acid (PFHpA)	1.3	J	1.8	0.23	ng/L		08/31/19 07:42	09/07/19 03:32	1
Perfluorooctanoic acid (PFOA)	5.2		1.8	0.77	ng/L		08/31/19 07:42	09/07/19 03:32	1
Perfluorononanoic acid (PFNA)	<0.24		1.8	0.24	ng/L		08/31/19 07:42	09/07/19 03:32	1
Perfluorodecanoic acid (PFDA)	<0.28		1.8	0.28	ng/L		08/31/19 07:42	09/07/19 03:32	1
Perfluoroundecanoic acid (PFUnA)	<0.99		1.8	0.99	ng/L		08/31/19 07:42	09/07/19 03:32	1
Perfluorododecanoic acid (PFDoA)	<0.50		1.8	0.50	ng/L		08/31/19 07:42	09/07/19 03:32	1
Perfluorotridecanoic acid (PFTriA)	<1.2		1.8	1.2	ng/L		08/31/19 07:42	09/07/19 03:32	1
Perfluorotetradecanoic acid (PFTeA)	<0.26		1.8	0.26	ng/L		08/31/19 07:42	09/07/19 03:32	1
Perfluoro-n-hexadecanoic acid (PFHxDA)	<0.80		1.8	0.80	ng/L		08/31/19 07:42	09/07/19 03:32	1
Perfluorobutanesulfonic acid (PFBS)	1.3	J	1.8	0.18	ng/L		08/31/19 07:42	09/07/19 03:32	1
Perfluoro-n-octadecanoic acid (PFODA)	<0.42		1.8	0.42	ng/L		08/31/19 07:42	09/07/19 03:32	1
Perfluoropentanesulfonic acid (PFPeS)	<0.27		1.8	0.27	ng/L		08/31/19 07:42	09/07/19 03:32	1
Perfluorohexanesulfonic acid (PFHxS)	10	B	1.8	0.15	ng/L		08/31/19 07:42	09/07/19 03:32	1
Perfluoroheptanesulfonic Acid (PFHpS)	<0.17		1.8	0.17	ng/L		08/31/19 07:42	09/07/19 03:32	1
Perfluorooctanesulfonic acid (PFOS)	<0.49		1.8	0.49	ng/L		08/31/19 07:42	09/07/19 03:32	1
Perfluorononanesulfonic acid (PFNS)	<0.14		1.8	0.14	ng/L		08/31/19 07:42	09/07/19 03:32	1
Perfluorodecanesulfonic acid (PFDS)	<0.29		1.8	0.29	ng/L		08/31/19 07:42	09/07/19 03:32	1
Perfluorooctanesulfonamide (FOSA)	0.59	J B	1.8	0.32	ng/L		08/31/19 07:42	09/07/19 03:32	1
N-methylperfluorooctanesulfonamidoacetic acid (NMeFOSAA)	<2.8		18	2.8	ng/L		08/31/19 07:42	09/07/19 03:32	1
N-ethylperfluorooctanesulfonamidoacetic acid (NEtFOSAA)	<1.7		18	1.7	ng/L		08/31/19 07:42	09/07/19 03:32	1
4:2 FTS	<4.7		18	4.7	ng/L		08/31/19 07:42	09/07/19 03:32	1
6:2 FTS	<1.8		18	1.8	ng/L		08/31/19 07:42	09/07/19 03:32	1
10:2 FTS	<0.17		1.8	0.17	ng/L		08/31/19 07:42	09/07/19 03:32	1
NEtFOSA	<0.79		1.8	0.79	ng/L		08/31/19 07:42	09/07/19 03:32	1
NMeFOSA	<0.39		1.8	0.39	ng/L		08/31/19 07:42	09/07/19 03:32	1
Perfluorododecanesulfonic acid (PFDoS)	<0.41		1.8	0.41	ng/L		08/31/19 07:42	09/07/19 03:32	1
NMeFOSE	<1.3		3.6	1.3	ng/L		08/31/19 07:42	09/07/19 03:32	1
NEtFOSE	<0.77		1.8	0.77	ng/L		08/31/19 07:42	09/07/19 03:32	1
ADONA	<0.17		1.9	0.17	ng/L		08/31/19 07:42	09/07/19 03:32	1
F-53B Major	<0.22		1.8	0.22	ng/L		08/31/19 07:42	09/07/19 03:32	1
HFPO-DA (GenX)	<1.4		3.6	1.4	ng/L		08/31/19 07:42	09/07/19 03:32	1
F-53B Minor	<0.29		1.8	0.29	ng/L		08/31/19 07:42	09/07/19 03:32	1
NaDONA	<0.17		1.9	0.17	ng/L		08/31/19 07:42	09/07/19 03:32	1
DONA	<0.16		1.8	0.16	ng/L		08/31/19 07:42	09/07/19 03:32	1
Ammonium Perfluorooctanoate (APFO)	5.4		1.9	0.80	ng/L		08/31/19 07:42	09/07/19 03:32	1
Isotope Dilution	%Recovery	Qualifier	Limits				Prepared	Analyzed	Dil Fac
13C4 PFBA	45		25 - 150				08/31/19 07:42	09/07/19 03:32	1
13C5 PFPeA	62		25 - 150				08/31/19 07:42	09/07/19 03:32	1

Euofins TestAmerica, Sacramento

Client Sample Results

Client: SCS Engineers
Project/Site: Burke Site - 25219029.00

Job ID: 320-53651-1

Client Sample ID: TW-3

Lab Sample ID: 320-53651-1

Date Collected: 08/23/19 09:00

Matrix: Water

Date Received: 08/24/19 09:25

Method: 537 (modified) - Fluorinated Alkyl Substances (Continued)

<u>Isotope Dilution</u>	<u>%Recovery</u>	<u>Qualifier</u>	<u>Limits</u>	<u>Prepared</u>	<u>Analyzed</u>	<u>Dil Fac</u>
13C2 PFHxA	85		25 - 150	08/31/19 07:42	09/07/19 03:32	1
13C4 PFHpA	101		25 - 150	08/31/19 07:42	09/07/19 03:32	1
13C4 PFOA	101		25 - 150	08/31/19 07:42	09/07/19 03:32	1
13C5 PFNA	115		25 - 150	08/31/19 07:42	09/07/19 03:32	1
13C2 PFDA	128		25 - 150	08/31/19 07:42	09/07/19 03:32	1
13C2 PFHxDA	131		25 - 150	08/31/19 07:42	09/07/19 03:32	1
13C2 PFUnA	127		25 - 150	08/31/19 07:42	09/07/19 03:32	1
13C2 PFDoA	128		25 - 150	08/31/19 07:42	09/07/19 03:32	1
13C2 PFTeDA	136		25 - 150	08/31/19 07:42	09/07/19 03:32	1
18O2 PFHxS	120		25 - 150	08/31/19 07:42	09/07/19 03:32	1
13C4 PFOS	130		25 - 150	08/31/19 07:42	09/07/19 03:32	1
13C8 FOSA	120		25 - 150	08/31/19 07:42	09/07/19 03:32	1
d3-NMeFOSAA	113		25 - 150	08/31/19 07:42	09/07/19 03:32	1
d5-NEtFOSAA	124		25 - 150	08/31/19 07:42	09/07/19 03:32	1
M2-6:2 FTS	175 *		25 - 150	08/31/19 07:42	09/07/19 03:32	1
M2-4:2 FTS	139		25 - 150	08/31/19 07:42	09/07/19 03:32	1
d-N-MeFOSA-M	69		20 - 150	08/31/19 07:42	09/07/19 03:32	1
d-N-EtFOSA-M	51		20 - 150	08/31/19 07:42	09/07/19 03:32	1
d7-N-MeFOSE-M	44		10 - 120	08/31/19 07:42	09/07/19 03:32	1
d9-N-EtFOSE-M	40		10 - 120	08/31/19 07:42	09/07/19 03:32	1
13C3 HFPO-DA	89		25 - 150	08/31/19 07:42	09/07/19 03:32	1

Method: 537 (modified) - Fluorinated Alkyl Substances - RA

<u>Analyte</u>	<u>Result</u>	<u>Qualifier</u>	<u>RL</u>	<u>MDL</u>	<u>Unit</u>	<u>D</u>	<u>Prepared</u>	<u>Analyzed</u>	<u>Dil Fac</u>
8:2 FTS	<1.8		18	1.8	ng/L		08/31/19 07:42	09/13/19 23:09	1
<u>Isotope Dilution</u>	<u>%Recovery</u>	<u>Qualifier</u>	<u>Limits</u>	<u>Prepared</u>	<u>Analyzed</u>	<u>Dil Fac</u>			
M2-8:2 FTS	134		25 - 150	08/31/19 07:42	09/13/19 23:09	1			

Client Sample Results

Client: SCS Engineers
Project/Site: Burke Site - 25219029.00

Job ID: 320-53651-1

Client Sample ID: TW-1
Date Collected: 08/23/19 11:15
Date Received: 08/24/19 09:25

Lab Sample ID: 320-53651-2
Matrix: Water

Method: 537 (modified) - Fluorinated Alkyl Substances

Analyte	Result	Qualifier	RL	MDL	Unit	D	Prepared	Analyzed	Dil Fac
Perfluorobutanoic acid (PFBA)	14		1.9	0.33	ng/L		08/31/19 07:42	09/07/19 03:40	1
Perfluoropentanoic acid (PFPeA)	12		1.9	0.46	ng/L		08/31/19 07:42	09/07/19 03:40	1
Perfluorohexanoic acid (PFHxA)	14		1.9	0.55	ng/L		08/31/19 07:42	09/07/19 03:40	1
Perfluoroheptanoic acid (PFHpA)	4.4		1.9	0.24	ng/L		08/31/19 07:42	09/07/19 03:40	1
Perfluorooctanoic acid (PFOA)	26		1.9	0.80	ng/L		08/31/19 07:42	09/07/19 03:40	1
Perfluorononanoic acid (PFNA)	0.30	J	1.9	0.25	ng/L		08/31/19 07:42	09/07/19 03:40	1
Perfluorodecanoic acid (PFDA)	<0.29		1.9	0.29	ng/L		08/31/19 07:42	09/07/19 03:40	1
Perfluoroundecanoic acid (PFUnA)	<1.0		1.9	1.0	ng/L		08/31/19 07:42	09/07/19 03:40	1
Perfluorododecanoic acid (PFDoA)	<0.52		1.9	0.52	ng/L		08/31/19 07:42	09/07/19 03:40	1
Perfluorotridecanoic acid (PFTriA)	<1.2		1.9	1.2	ng/L		08/31/19 07:42	09/07/19 03:40	1
Perfluorotetradecanoic acid (PFTeA)	<0.27		1.9	0.27	ng/L		08/31/19 07:42	09/07/19 03:40	1
Perfluoro-n-hexadecanoic acid (PFHxDA)	<0.84		1.9	0.84	ng/L		08/31/19 07:42	09/07/19 03:40	1
Perfluorobutanesulfonic acid (PFBS)	7.5		1.9	0.19	ng/L		08/31/19 07:42	09/07/19 03:40	1
Perfluoro-n-octadecanoic acid (PFODA)	<0.43		1.9	0.43	ng/L		08/31/19 07:42	09/07/19 03:40	1
Perfluoropentanesulfonic acid (PFPeS)	2.3		1.9	0.28	ng/L		08/31/19 07:42	09/07/19 03:40	1
Perfluorohexanesulfonic acid (PFHxS)	58	B	1.9	0.16	ng/L		08/31/19 07:42	09/07/19 03:40	1
Perfluoroheptanesulfonic Acid (PFHpS)	<0.18		1.9	0.18	ng/L		08/31/19 07:42	09/07/19 03:40	1
Perfluorooctanesulfonic acid (PFOS)	13	I	1.9	0.51	ng/L		08/31/19 07:42	09/07/19 03:40	1
Perfluorononanesulfonic acid (PFNS)	<0.15		1.9	0.15	ng/L		08/31/19 07:42	09/07/19 03:40	1
Perfluorodecanesulfonic acid (PFDS)	<0.30		1.9	0.30	ng/L		08/31/19 07:42	09/07/19 03:40	1
Perfluorooctanesulfonamide (FOSA)	<0.33		1.9	0.33	ng/L		08/31/19 07:42	09/07/19 03:40	1
N-methylperfluorooctanesulfonamidoacetic acid (NMeFOSAA)	<2.9		19	2.9	ng/L		08/31/19 07:42	09/07/19 03:40	1
N-ethylperfluorooctanesulfonamidoacetic acid (NEtFOSAA)	<1.8		19	1.8	ng/L		08/31/19 07:42	09/07/19 03:40	1
4:2 FTS	<4.9		19	4.9	ng/L		08/31/19 07:42	09/07/19 03:40	1
6:2 FTS	<1.9		19	1.9	ng/L		08/31/19 07:42	09/07/19 03:40	1
8:2 FTS	<1.9		19	1.9	ng/L		08/31/19 07:42	09/07/19 03:40	1
10:2 FTS	<0.18		1.9	0.18	ng/L		08/31/19 07:42	09/07/19 03:40	1
NEtFOSA	<0.82		1.9	0.82	ng/L		08/31/19 07:42	09/07/19 03:40	1
NMeFOSA	<0.40		1.9	0.40	ng/L		08/31/19 07:42	09/07/19 03:40	1
Perfluorododecanesulfonic acid (PFDoS)	<0.42		1.9	0.42	ng/L		08/31/19 07:42	09/07/19 03:40	1
NMeFOSE	<1.3		3.8	1.3	ng/L		08/31/19 07:42	09/07/19 03:40	1
NEtFOSE	<0.80		1.9	0.80	ng/L		08/31/19 07:42	09/07/19 03:40	1
ADONA	<0.18		2.0	0.18	ng/L		08/31/19 07:42	09/07/19 03:40	1
F-53B Major	<0.23		1.9	0.23	ng/L		08/31/19 07:42	09/07/19 03:40	1
HFPO-DA (GenX)	<1.4		3.8	1.4	ng/L		08/31/19 07:42	09/07/19 03:40	1
F-53B Minor	<0.30		1.9	0.30	ng/L		08/31/19 07:42	09/07/19 03:40	1
NaDONA	<0.18		2.0	0.18	ng/L		08/31/19 07:42	09/07/19 03:40	1
DONA	<0.17		1.9	0.17	ng/L		08/31/19 07:42	09/07/19 03:40	1
Ammonium Perfluorooctanoate (APFO)	27		2.0	0.83	ng/L		08/31/19 07:42	09/07/19 03:40	1

Isotope Dilution	%Recovery	Qualifier	Limits	Prepared	Analyzed	Dil Fac
¹³ C4 PFBA	41		25 - 150	08/31/19 07:42	09/07/19 03:40	1

Eurofins TestAmerica, Sacramento

Client Sample Results

Client: SCS Engineers
 Project/Site: Burke Site - 25219029.00

Job ID: 320-53651-1

Client Sample ID: TW-1
Date Collected: 08/23/19 11:15
Date Received: 08/24/19 09:25

Lab Sample ID: 320-53651-2
Matrix: Water

Method: 537 (modified) - Fluorinated Alkyl Substances (Continued)

<i>Isotope Dilution</i>	<i>%Recovery</i>	<i>Qualifier</i>	<i>Limits</i>	<i>Prepared</i>	<i>Analyzed</i>	<i>Dil Fac</i>
13C5 PFPeA	56		25 - 150	08/31/19 07:42	09/07/19 03:40	1
13C2 PFHxA	79		25 - 150	08/31/19 07:42	09/07/19 03:40	1
13C4 PFHpA	94		25 - 150	08/31/19 07:42	09/07/19 03:40	1
13C4 PFOA	94		25 - 150	08/31/19 07:42	09/07/19 03:40	1
13C5 PFNA	111		25 - 150	08/31/19 07:42	09/07/19 03:40	1
13C2 PFDA	120		25 - 150	08/31/19 07:42	09/07/19 03:40	1
13C2 PFHxDA	105		25 - 150	08/31/19 07:42	09/07/19 03:40	1
13C2 PFUnA	129		25 - 150	08/31/19 07:42	09/07/19 03:40	1
13C2 PFDoA	119		25 - 150	08/31/19 07:42	09/07/19 03:40	1
13C2 PFTeDA	117		25 - 150	08/31/19 07:42	09/07/19 03:40	1
18O2 PFHxS	118		25 - 150	08/31/19 07:42	09/07/19 03:40	1
13C4 PFOS	120		25 - 150	08/31/19 07:42	09/07/19 03:40	1
13C8 FOSA	110		25 - 150	08/31/19 07:42	09/07/19 03:40	1
d3-NMeFOSAA	115		25 - 150	08/31/19 07:42	09/07/19 03:40	1
d5-NEtFOSAA	132		25 - 150	08/31/19 07:42	09/07/19 03:40	1
M2-6:2 FTS	178	*	25 - 150	08/31/19 07:42	09/07/19 03:40	1
M2-8:2 FTS	200	*	25 - 150	08/31/19 07:42	09/07/19 03:40	1
M2-4:2 FTS	123		25 - 150	08/31/19 07:42	09/07/19 03:40	1
d-N-MeFOSA-M	73		20 - 150	08/31/19 07:42	09/07/19 03:40	1
d-N-EtFOSA-M	59		20 - 150	08/31/19 07:42	09/07/19 03:40	1
d7-N-MeFOSE-M	60		10 - 120	08/31/19 07:42	09/07/19 03:40	1
d9-N-EtFOSE-M	55		10 - 120	08/31/19 07:42	09/07/19 03:40	1
13C3 HFPO-DA	72		25 - 150	08/31/19 07:42	09/07/19 03:40	1

Client Sample Results

Client: SCS Engineers
Project/Site: Burke Site - 25219029.00

Job ID: 320-53651-1

Client Sample ID: MW-10

Lab Sample ID: 320-53651-3

Date Collected: 08/23/19 12:25

Matrix: Water

Date Received: 08/24/19 09:25

Method: 537 (modified) - Fluorinated Alkyl Substances

Analyte	Result	Qualifier	RL	MDL	Unit	D	Prepared	Analyzed	Dil Fac
Perfluorobutanoic acid (PFBA)	20		1.8	0.32	ng/L		08/31/19 07:42	09/07/19 03:48	1
Perfluoropentanoic acid (PFPeA)	3.9		1.8	0.45	ng/L		08/31/19 07:42	09/07/19 03:48	1
Perfluorohexanoic acid (PFHxA)	7.2		1.8	0.54	ng/L		08/31/19 07:42	09/07/19 03:48	1
Perfluoroheptanoic acid (PFHpA)	1.8		1.8	0.23	ng/L		08/31/19 07:42	09/07/19 03:48	1
Perfluorooctanoic acid (PFOA)	3.6		1.8	0.79	ng/L		08/31/19 07:42	09/07/19 03:48	1
Perfluorononanoic acid (PFNA)	<0.25		1.8	0.25	ng/L		08/31/19 07:42	09/07/19 03:48	1
Perfluorodecanoic acid (PFDA)	<0.29		1.8	0.29	ng/L		08/31/19 07:42	09/07/19 03:48	1
Perfluoroundecanoic acid (PFUnA)	<1.0		1.8	1.0	ng/L		08/31/19 07:42	09/07/19 03:48	1
Perfluorododecanoic acid (PFDoA)	<0.51		1.8	0.51	ng/L		08/31/19 07:42	09/07/19 03:48	1
Perfluorotridecanoic acid (PFTriA)	<1.2		1.8	1.2	ng/L		08/31/19 07:42	09/07/19 03:48	1
Perfluorotetradecanoic acid (PFTeA)	<0.27		1.8	0.27	ng/L		08/31/19 07:42	09/07/19 03:48	1
Perfluoro-n-hexadecanoic acid (PFHxDA)	<0.82		1.8	0.82	ng/L		08/31/19 07:42	09/07/19 03:48	1
Perfluorobutanesulfonic acid (PFBS)	1.8		1.8	0.18	ng/L		08/31/19 07:42	09/07/19 03:48	1
Perfluoro-n-octadecanoic acid (PFODA)	<0.43		1.8	0.43	ng/L		08/31/19 07:42	09/07/19 03:48	1
Perfluoropentanesulfonic acid (PFPeS)	1.0	J	1.8	0.28	ng/L		08/31/19 07:42	09/07/19 03:48	1
Perfluorohexanesulfonic acid (PFHxS)	2.7	B	1.8	0.16	ng/L		08/31/19 07:42	09/07/19 03:48	1
Perfluoroheptanesulfonic Acid (PFHpS)	<0.18		1.8	0.18	ng/L		08/31/19 07:42	09/07/19 03:48	1
Perfluorooctanesulfonic acid (PFOS)	8.3		1.8	0.50	ng/L		08/31/19 07:42	09/07/19 03:48	1
Perfluorononanesulfonic acid (PFNS)	<0.15		1.8	0.15	ng/L		08/31/19 07:42	09/07/19 03:48	1
Perfluorodecanesulfonic acid (PFDS)	<0.30		1.8	0.30	ng/L		08/31/19 07:42	09/07/19 03:48	1
Perfluorooctanesulfonamide (FOSA)	<0.32		1.8	0.32	ng/L		08/31/19 07:42	09/07/19 03:48	1
N-methylperfluorooctanesulfonamidoacetic acid (NMeFOSAA)	<2.9		18	2.9	ng/L		08/31/19 07:42	09/07/19 03:48	1
N-ethylperfluorooctanesulfonamidoacetic acid (NEtFOSAA)	<1.8		18	1.8	ng/L		08/31/19 07:42	09/07/19 03:48	1
4:2 FTS	<4.8		18	4.8	ng/L		08/31/19 07:42	09/07/19 03:48	1
6:2 FTS	4.8	J	18	1.8	ng/L		08/31/19 07:42	09/07/19 03:48	1
8:2 FTS	<1.8		18	1.8	ng/L		08/31/19 07:42	09/07/19 03:48	1
10:2 FTS	<0.18		1.8	0.18	ng/L		08/31/19 07:42	09/07/19 03:48	1
NEtFOSA	<0.80		1.8	0.80	ng/L		08/31/19 07:42	09/07/19 03:48	1
NMeFOSA	<0.40		1.8	0.40	ng/L		08/31/19 07:42	09/07/19 03:48	1
Perfluorododecanesulfonic acid (PFDoS)	<0.42		1.8	0.42	ng/L		08/31/19 07:42	09/07/19 03:48	1
NMeFOSE	<1.3		3.7	1.3	ng/L		08/31/19 07:42	09/07/19 03:48	1
NEtFOSE	<0.79		1.8	0.79	ng/L		08/31/19 07:42	09/07/19 03:48	1
ADONA	<0.18		1.9	0.18	ng/L		08/31/19 07:42	09/07/19 03:48	1
F-53B Major	<0.22		1.8	0.22	ng/L		08/31/19 07:42	09/07/19 03:48	1
HFPO-DA (GenX)	<1.4		3.7	1.4	ng/L		08/31/19 07:42	09/07/19 03:48	1
F-53B Minor	<0.30		1.8	0.30	ng/L		08/31/19 07:42	09/07/19 03:48	1
NaDONA	<0.18		1.9	0.18	ng/L		08/31/19 07:42	09/07/19 03:48	1
DONA	<0.17		1.8	0.17	ng/L		08/31/19 07:42	09/07/19 03:48	1
Ammonium Perfluorooctanoate (APFO)	3.8		1.9	0.81	ng/L		08/31/19 07:42	09/07/19 03:48	1

Isotope Dilution	%Recovery	Qualifier	Limits	Prepared	Analyzed	Dil Fac
¹³ C4 PFBA	62		25 - 150	08/31/19 07:42	09/07/19 03:48	1

Eurofins TestAmerica, Sacramento

Client Sample Results

Client: SCS Engineers
 Project/Site: Burke Site - 25219029.00

Job ID: 320-53651-1

Client Sample ID: MW-10

Lab Sample ID: 320-53651-3

Date Collected: 08/23/19 12:25

Matrix: Water

Date Received: 08/24/19 09:25

Method: 537 (modified) - Fluorinated Alkyl Substances (Continued)

<i>Isotope Dilution</i>	<i>%Recovery</i>	<i>Qualifier</i>	<i>Limits</i>	<i>Prepared</i>	<i>Analyzed</i>	<i>Dil Fac</i>
13C5 PFPeA	75		25 - 150	08/31/19 07:42	09/07/19 03:48	1
13C2 PFHxA	93		25 - 150	08/31/19 07:42	09/07/19 03:48	1
13C4 PFHpA	106		25 - 150	08/31/19 07:42	09/07/19 03:48	1
13C4 PFOA	100		25 - 150	08/31/19 07:42	09/07/19 03:48	1
13C5 PFNA	106		25 - 150	08/31/19 07:42	09/07/19 03:48	1
13C2 PFDA	117		25 - 150	08/31/19 07:42	09/07/19 03:48	1
13C2 PFHxDA	102		25 - 150	08/31/19 07:42	09/07/19 03:48	1
13C2 PFUnA	114		25 - 150	08/31/19 07:42	09/07/19 03:48	1
13C2 PFDoA	109		25 - 150	08/31/19 07:42	09/07/19 03:48	1
13C2 PFTeDA	106		25 - 150	08/31/19 07:42	09/07/19 03:48	1
18O2 PFHxS	116		25 - 150	08/31/19 07:42	09/07/19 03:48	1
13C4 PFOS	110		25 - 150	08/31/19 07:42	09/07/19 03:48	1
13C8 FOSA	109		25 - 150	08/31/19 07:42	09/07/19 03:48	1
d3-NMeFOSAA	103		25 - 150	08/31/19 07:42	09/07/19 03:48	1
d5-NEtFOSAA	105		25 - 150	08/31/19 07:42	09/07/19 03:48	1
M2-6:2 FTS	145		25 - 150	08/31/19 07:42	09/07/19 03:48	1
M2-8:2 FTS	119		25 - 150	08/31/19 07:42	09/07/19 03:48	1
M2-4:2 FTS	126		25 - 150	08/31/19 07:42	09/07/19 03:48	1
d-N-MeFOSA-M	64		20 - 150	08/31/19 07:42	09/07/19 03:48	1
d-N-EtFOSA-M	51		20 - 150	08/31/19 07:42	09/07/19 03:48	1
d7-N-MeFOSE-M	48		10 - 120	08/31/19 07:42	09/07/19 03:48	1
d9-N-EtFOSE-M	42		10 - 120	08/31/19 07:42	09/07/19 03:48	1
13C3 HFPO-DA	95		25 - 150	08/31/19 07:42	09/07/19 03:48	1

Client Sample Results

Client: SCS Engineers
Project/Site: Burke Site - 25219029.00

Job ID: 320-53651-1

Client Sample ID: TW-2
Date Collected: 08/23/19 13:25
Date Received: 08/24/19 09:25

Lab Sample ID: 320-53651-4
Matrix: Water

Method: 537 (modified) - Fluorinated Alkyl Substances

Analyte	Result	Qualifier	RL	MDL	Unit	D	Prepared	Analyzed	Dil Fac
Perfluorobutanoic acid (PFBA)	34		1.8	0.32	ng/L		08/31/19 07:42	09/07/19 03:56	1
Perfluoropentanoic acid (PFPeA)	<0.45		1.8	0.45	ng/L		08/31/19 07:42	09/07/19 03:56	1
Perfluorohexanoic acid (PFHxA)	<0.53		1.8	0.53	ng/L		08/31/19 07:42	09/07/19 03:56	1
Perfluoroheptanoic acid (PFHpA)	0.26	J	1.8	0.23	ng/L		08/31/19 07:42	09/07/19 03:56	1
Perfluorooctanoic acid (PFOA)	2.9		1.8	0.78	ng/L		08/31/19 07:42	09/07/19 03:56	1
Perfluorononanoic acid (PFNA)	<0.25		1.8	0.25	ng/L		08/31/19 07:42	09/07/19 03:56	1
Perfluorodecanoic acid (PFDA)	<0.28		1.8	0.28	ng/L		08/31/19 07:42	09/07/19 03:56	1
Perfluoroundecanoic acid (PFUnA)	<1.0		1.8	1.0	ng/L		08/31/19 07:42	09/07/19 03:56	1
Perfluorododecanoic acid (PFDoA)	<0.50		1.8	0.50	ng/L		08/31/19 07:42	09/07/19 03:56	1
Perfluorotridecanoic acid (PFTriA)	<1.2		1.8	1.2	ng/L		08/31/19 07:42	09/07/19 03:56	1
Perfluorotetradecanoic acid (PFTeA)	<0.27		1.8	0.27	ng/L		08/31/19 07:42	09/07/19 03:56	1
Perfluoro-n-hexadecanoic acid (PFHxDA)	<0.82		1.8	0.82	ng/L		08/31/19 07:42	09/07/19 03:56	1
Perfluorobutanesulfonic acid (PFBS)	0.75	J	1.8	0.18	ng/L		08/31/19 07:42	09/07/19 03:56	1
Perfluoro-n-octadecanoic acid (PFODA)	<0.42		1.8	0.42	ng/L		08/31/19 07:42	09/07/19 03:56	1
Perfluoropentanesulfonic acid (PFPeS)	<0.27		1.8	0.27	ng/L		08/31/19 07:42	09/07/19 03:56	1
Perfluorohexanesulfonic acid (PFHxS)	1.5	J B	1.8	0.16	ng/L		08/31/19 07:42	09/07/19 03:56	1
Perfluoroheptanesulfonic Acid (PFHpS)	<0.17		1.8	0.17	ng/L		08/31/19 07:42	09/07/19 03:56	1
Perfluorooctanesulfonic acid (PFOS)	5.7		1.8	0.49	ng/L		08/31/19 07:42	09/07/19 03:56	1
Perfluorononanesulfonic acid (PFNS)	<0.15		1.8	0.15	ng/L		08/31/19 07:42	09/07/19 03:56	1
Perfluorodecanesulfonic acid (PFDS)	<0.29		1.8	0.29	ng/L		08/31/19 07:42	09/07/19 03:56	1
Perfluorooctanesulfonamide (FOSA)	0.46	J B	1.8	0.32	ng/L		08/31/19 07:42	09/07/19 03:56	1
N-methylperfluorooctanesulfonamidoacetic acid (NMeFOSAA)	<2.8		18	2.8	ng/L		08/31/19 07:42	09/07/19 03:56	1
N-ethylperfluorooctanesulfonamidoacetic acid (NEtFOSAA)	<1.7		18	1.7	ng/L		08/31/19 07:42	09/07/19 03:56	1
4:2 FTS	<4.8		18	4.8	ng/L		08/31/19 07:42	09/07/19 03:56	1
8:2 FTS	<1.8		18	1.8	ng/L		08/31/19 07:42	09/07/19 03:56	1
10:2 FTS	<0.17		1.8	0.17	ng/L		08/31/19 07:42	09/07/19 03:56	1
NEtFOSA	<0.80		1.8	0.80	ng/L		08/31/19 07:42	09/07/19 03:56	1
NMeFOSA	<0.39		1.8	0.39	ng/L		08/31/19 07:42	09/07/19 03:56	1
Perfluorododecanesulfonic acid (PFDoS)	<0.41		1.8	0.41	ng/L		08/31/19 07:42	09/07/19 03:56	1
NMeFOSE	<1.3		3.7	1.3	ng/L		08/31/19 07:42	09/07/19 03:56	1
NEtFOSE	<0.78		1.8	0.78	ng/L		08/31/19 07:42	09/07/19 03:56	1
ADONA	<0.17		1.9	0.17	ng/L		08/31/19 07:42	09/07/19 03:56	1
F-53B Major	<0.22		1.8	0.22	ng/L		08/31/19 07:42	09/07/19 03:56	1
HFPO-DA (GenX)	<1.4		3.7	1.4	ng/L		08/31/19 07:42	09/07/19 03:56	1
F-53B Minor	<0.29		1.8	0.29	ng/L		08/31/19 07:42	09/07/19 03:56	1
NaDONA	<0.17		1.9	0.17	ng/L		08/31/19 07:42	09/07/19 03:56	1
DONA	<0.16		1.8	0.16	ng/L		08/31/19 07:42	09/07/19 03:56	1
Ammonium Perfluorooctanoate (APFO)	3.0		1.9	0.81	ng/L		08/31/19 07:42	09/07/19 03:56	1

Isotope Dilution	%Recovery	Qualifier	Limits	Prepared	Analyzed	Dil Fac
¹³ C4 PFBA	39		25 - 150	08/31/19 07:42	09/07/19 03:56	1

Eurofins TestAmerica, Sacramento

Client Sample Results

Client: SCS Engineers
Project/Site: Burke Site - 25219029.00

Job ID: 320-53651-1

Client Sample ID: TW-2

Lab Sample ID: 320-53651-4

Date Collected: 08/23/19 13:25

Matrix: Water

Date Received: 08/24/19 09:25

Method: 537 (modified) - Fluorinated Alkyl Substances (Continued)

<i>Isotope Dilution</i>	<i>%Recovery</i>	<i>Qualifier</i>	<i>Limits</i>	<i>Prepared</i>	<i>Analyzed</i>	<i>Dil Fac</i>
13C5 PFPeA	57		25 - 150	08/31/19 07:42	09/07/19 03:56	1
13C2 PFHxA	84		25 - 150	08/31/19 07:42	09/07/19 03:56	1
13C4 PFHpA	106		25 - 150	08/31/19 07:42	09/07/19 03:56	1
13C4 PFOA	98		25 - 150	08/31/19 07:42	09/07/19 03:56	1
13C5 PFNA	106		25 - 150	08/31/19 07:42	09/07/19 03:56	1
13C2 PFDA	113		25 - 150	08/31/19 07:42	09/07/19 03:56	1
13C2 PFHxDA	97		25 - 150	08/31/19 07:42	09/07/19 03:56	1
13C2 PFUnA	114		25 - 150	08/31/19 07:42	09/07/19 03:56	1
13C2 PFDaA	108		25 - 150	08/31/19 07:42	09/07/19 03:56	1
13C2 PFTeDA	105		25 - 150	08/31/19 07:42	09/07/19 03:56	1
18O2 PFHxS	118		25 - 150	08/31/19 07:42	09/07/19 03:56	1
13C4 PFOS	111		25 - 150	08/31/19 07:42	09/07/19 03:56	1
13C8 FOSA	110		25 - 150	08/31/19 07:42	09/07/19 03:56	1
d3-NMeFOSAA	99		25 - 150	08/31/19 07:42	09/07/19 03:56	1
d5-NEtFOSAA	103		25 - 150	08/31/19 07:42	09/07/19 03:56	1
M2-8:2 FTS	110		25 - 150	08/31/19 07:42	09/07/19 03:56	1
M2-4:2 FTS	116		25 - 150	08/31/19 07:42	09/07/19 03:56	1
d-N-MeFOSA-M	59		20 - 150	08/31/19 07:42	09/07/19 03:56	1
d-N-EtFOSA-M	43		20 - 150	08/31/19 07:42	09/07/19 03:56	1
d7-N-MeFOSE-M	41		10 - 120	08/31/19 07:42	09/07/19 03:56	1
d9-N-EtFOSE-M	35		10 - 120	08/31/19 07:42	09/07/19 03:56	1
13C3 HFPO-DA	80		25 - 150	08/31/19 07:42	09/07/19 03:56	1

Method: 537 (modified) - Fluorinated Alkyl Substances - RA

<i>Analyte</i>	<i>Result</i>	<i>Qualifier</i>	<i>RL</i>	<i>MDL</i>	<i>Unit</i>	<i>D</i>	<i>Prepared</i>	<i>Analyzed</i>	<i>Dil Fac</i>
6:2 FTS	<1.8		18	1.8	ng/L		08/31/19 07:42	09/13/19 23:28	1
<i>Isotope Dilution</i>	<i>%Recovery</i>	<i>Qualifier</i>	<i>Limits</i>				<i>Prepared</i>	<i>Analyzed</i>	<i>Dil Fac</i>
M2-6:2 FTS	131		25 - 150				08/31/19 07:42	09/13/19 23:28	1

Client Sample Results

Client: SCS Engineers
Project/Site: Burke Site - 25219029.00

Job ID: 320-53651-1

Client Sample ID: TW-4
Date Collected: 08/23/19 14:35
Date Received: 08/24/19 09:25

Lab Sample ID: 320-53651-5
Matrix: Water

Method: 537 (modified) - Fluorinated Alkyl Substances

Analyte	Result	Qualifier	RL	MDL	Unit	D	Prepared	Analyzed	Dil Fac
Perfluorobutanoic acid (PFBA)	29		1.9	0.33	ng/L		08/31/19 07:42	09/07/19 04:04	1
Perfluoropentanoic acid (PFPeA)	0.79	J	1.9	0.46	ng/L		08/31/19 07:42	09/07/19 04:04	1
Perfluorohexanoic acid (PFHxA)	1.3	J	1.9	0.55	ng/L		08/31/19 07:42	09/07/19 04:04	1
Perfluoroheptanoic acid (PFHpA)	1.6	J	1.9	0.24	ng/L		08/31/19 07:42	09/07/19 04:04	1
Perfluorooctanoic acid (PFOA)	14		1.9	0.80	ng/L		08/31/19 07:42	09/07/19 04:04	1
Perfluorononanoic acid (PFNA)	0.91	J	1.9	0.25	ng/L		08/31/19 07:42	09/07/19 04:04	1
Perfluorodecanoic acid (PFDA)	<0.29		1.9	0.29	ng/L		08/31/19 07:42	09/07/19 04:04	1
Perfluoroundecanoic acid (PFUnA)	<1.0		1.9	1.0	ng/L		08/31/19 07:42	09/07/19 04:04	1
Perfluorododecanoic acid (PFDoA)	<0.52		1.9	0.52	ng/L		08/31/19 07:42	09/07/19 04:04	1
Perfluorotridecanoic acid (PFTriA)	<1.2		1.9	1.2	ng/L		08/31/19 07:42	09/07/19 04:04	1
Perfluorotetradecanoic acid (PFTeA)	<0.27		1.9	0.27	ng/L		08/31/19 07:42	09/07/19 04:04	1
Perfluoro-n-hexadecanoic acid (PFHxDA)	<0.84		1.9	0.84	ng/L		08/31/19 07:42	09/07/19 04:04	1
Perfluorobutanesulfonic acid (PFBS)	2.3		1.9	0.19	ng/L		08/31/19 07:42	09/07/19 04:04	1
Perfluoro-n-octadecanoic acid (PFODA)	<0.43		1.9	0.43	ng/L		08/31/19 07:42	09/07/19 04:04	1
Perfluoropentanesulfonic acid (PFPeS)	0.56	J	1.9	0.28	ng/L		08/31/19 07:42	09/07/19 04:04	1
Perfluorohexanesulfonic acid (PFHxS)	4.5	B	1.9	0.16	ng/L		08/31/19 07:42	09/07/19 04:04	1
Perfluoroheptanesulfonic Acid (PFHpS)	0.81	J	1.9	0.18	ng/L		08/31/19 07:42	09/07/19 04:04	1
Perfluorooctanesulfonic acid (PFOS)	9.7	I	1.9	0.51	ng/L		08/31/19 07:42	09/07/19 04:04	1
Perfluorononanesulfonic acid (PFNS)	<0.15		1.9	0.15	ng/L		08/31/19 07:42	09/07/19 04:04	1
Perfluorodecanesulfonic acid (PFDS)	<0.30		1.9	0.30	ng/L		08/31/19 07:42	09/07/19 04:04	1
Perfluorooctanesulfonamide (FOSA)	<0.33		1.9	0.33	ng/L		08/31/19 07:42	09/07/19 04:04	1
N-methylperfluorooctanesulfonamidoacetic acid (NMeFOSAA)	<2.9		19	2.9	ng/L		08/31/19 07:42	09/07/19 04:04	1
N-ethylperfluorooctanesulfonamidoacetic acid (NEtFOSAA)	<1.8		19	1.8	ng/L		08/31/19 07:42	09/07/19 04:04	1
4:2 FTS	<4.9		19	4.9	ng/L		08/31/19 07:42	09/07/19 04:04	1
6:2 FTS	49		19	1.9	ng/L		08/31/19 07:42	09/07/19 04:04	1
8:2 FTS	<1.9		19	1.9	ng/L		08/31/19 07:42	09/07/19 04:04	1
10:2 FTS	<0.18		1.9	0.18	ng/L		08/31/19 07:42	09/07/19 04:04	1
NEtFOSA	<0.82		1.9	0.82	ng/L		08/31/19 07:42	09/07/19 04:04	1
NMeFOSA	<0.41		1.9	0.41	ng/L		08/31/19 07:42	09/07/19 04:04	1
Perfluorododecanesulfonic acid (PFDoS)	<0.42		1.9	0.42	ng/L		08/31/19 07:42	09/07/19 04:04	1
NMeFOSE	<1.3		3.8	1.3	ng/L		08/31/19 07:42	09/07/19 04:04	1
NEtFOSE	<0.80		1.9	0.80	ng/L		08/31/19 07:42	09/07/19 04:04	1
ADONA	<0.18		2.0	0.18	ng/L		08/31/19 07:42	09/07/19 04:04	1
F-53B Major	<0.23		1.9	0.23	ng/L		08/31/19 07:42	09/07/19 04:04	1
HFPO-DA (GenX)	<1.4		3.8	1.4	ng/L		08/31/19 07:42	09/07/19 04:04	1
F-53B Minor	<0.30		1.9	0.30	ng/L		08/31/19 07:42	09/07/19 04:04	1
NaDONA	<0.18		2.0	0.18	ng/L		08/31/19 07:42	09/07/19 04:04	1
DONA	<0.17		1.9	0.17	ng/L		08/31/19 07:42	09/07/19 04:04	1
Ammonium Perfluorooctanoate (APFO)	15		2.0	0.83	ng/L		08/31/19 07:42	09/07/19 04:04	1

Isotope Dilution	%Recovery	Qualifier	Limits	Prepared	Analyzed	Dil Fac
¹³ C4 PFBA	62		25 - 150	08/31/19 07:42	09/07/19 04:04	1

Eurofins TestAmerica, Sacramento

Client Sample Results

Client: SCS Engineers
 Project/Site: Burke Site - 25219029.00

Job ID: 320-53651-1

Client Sample ID: TW-4

Lab Sample ID: 320-53651-5

Date Collected: 08/23/19 14:35

Matrix: Water

Date Received: 08/24/19 09:25

Method: 537 (modified) - Fluorinated Alkyl Substances (Continued)

<i>Isotope Dilution</i>	<i>%Recovery</i>	<i>Qualifier</i>	<i>Limits</i>	<i>Prepared</i>	<i>Analyzed</i>	<i>Dil Fac</i>
13C5 PFPeA	74		25 - 150	08/31/19 07:42	09/07/19 04:04	1
13C2 PFHxA	99		25 - 150	08/31/19 07:42	09/07/19 04:04	1
13C4 PFHpA	108		25 - 150	08/31/19 07:42	09/07/19 04:04	1
13C4 PFOA	99		25 - 150	08/31/19 07:42	09/07/19 04:04	1
13C5 PFNA	109		25 - 150	08/31/19 07:42	09/07/19 04:04	1
13C2 PFDA	109		25 - 150	08/31/19 07:42	09/07/19 04:04	1
13C2 PFHxDA	96		25 - 150	08/31/19 07:42	09/07/19 04:04	1
13C2 PFUnA	111		25 - 150	08/31/19 07:42	09/07/19 04:04	1
13C2 PFDoA	105		25 - 150	08/31/19 07:42	09/07/19 04:04	1
13C2 PFTeDA	98		25 - 150	08/31/19 07:42	09/07/19 04:04	1
18O2 PFHxS	111		25 - 150	08/31/19 07:42	09/07/19 04:04	1
13C4 PFOS	113		25 - 150	08/31/19 07:42	09/07/19 04:04	1
13C8 FOSA	102		25 - 150	08/31/19 07:42	09/07/19 04:04	1
d3-NMeFOSAA	94		25 - 150	08/31/19 07:42	09/07/19 04:04	1
d5-NEtFOSAA	106		25 - 150	08/31/19 07:42	09/07/19 04:04	1
M2-6:2 FTS	131		25 - 150	08/31/19 07:42	09/07/19 04:04	1
M2-8:2 FTS	123		25 - 150	08/31/19 07:42	09/07/19 04:04	1
M2-4:2 FTS	130		25 - 150	08/31/19 07:42	09/07/19 04:04	1
d-N-MeFOSA-M	60		20 - 150	08/31/19 07:42	09/07/19 04:04	1
d-N-EtFOSA-M	43		20 - 150	08/31/19 07:42	09/07/19 04:04	1
d7-N-MeFOSE-M	37		10 - 120	08/31/19 07:42	09/07/19 04:04	1
d9-N-EtFOSE-M	32		10 - 120	08/31/19 07:42	09/07/19 04:04	1
13C3 HFPO-DA	88		25 - 150	08/31/19 07:42	09/07/19 04:04	1

Client Sample Results

Client: SCS Engineers
Project/Site: Burke Site - 25219029.00

Job ID: 320-53651-1

Client Sample ID: TW-4 Duplicate

Lab Sample ID: 320-53651-6

Date Collected: 08/23/19 14:35

Matrix: Water

Date Received: 08/24/19 09:25

Method: 537 (modified) - Fluorinated Alkyl Substances

Analyte	Result	Qualifier	RL	MDL	Unit	D	Prepared	Analyzed	Dil Fac
Perfluorobutanoic acid (PFBA)	29		1.8	0.32	ng/L		08/31/19 07:42	09/07/19 04:12	1
Perfluoropentanoic acid (PFPeA)	0.75	J	1.8	0.44	ng/L		08/31/19 07:42	09/07/19 04:12	1
Perfluorohexanoic acid (PFHxA)	1.2	J	1.8	0.53	ng/L		08/31/19 07:42	09/07/19 04:12	1
Perfluoroheptanoic acid (PFHpA)	1.1	J	1.8	0.23	ng/L		08/31/19 07:42	09/07/19 04:12	1
Perfluorooctanoic acid (PFOA)	16		1.8	0.77	ng/L		08/31/19 07:42	09/07/19 04:12	1
Perfluorononanoic acid (PFNA)	1.0	J	1.8	0.24	ng/L		08/31/19 07:42	09/07/19 04:12	1
Perfluorodecanoic acid (PFDA)	<0.28		1.8	0.28	ng/L		08/31/19 07:42	09/07/19 04:12	1
Perfluoroundecanoic acid (PFUnA)	<1.0		1.8	1.0	ng/L		08/31/19 07:42	09/07/19 04:12	1
Perfluorododecanoic acid (PFDoA)	<0.50		1.8	0.50	ng/L		08/31/19 07:42	09/07/19 04:12	1
Perfluorotridecanoic acid (PFTriA)	<1.2		1.8	1.2	ng/L		08/31/19 07:42	09/07/19 04:12	1
Perfluorotetradecanoic acid (PFTeA)	<0.26		1.8	0.26	ng/L		08/31/19 07:42	09/07/19 04:12	1
Perfluoro-n-hexadecanoic acid (PFHxDA)	<0.81		1.8	0.81	ng/L		08/31/19 07:42	09/07/19 04:12	1
Perfluorobutanesulfonic acid (PFBS)	2.1		1.8	0.18	ng/L		08/31/19 07:42	09/07/19 04:12	1
Perfluoro-n-octadecanoic acid (PFODA)	<0.42		1.8	0.42	ng/L		08/31/19 07:42	09/07/19 04:12	1
Perfluoropentanesulfonic acid (PFPeS)	0.75	J	1.8	0.27	ng/L		08/31/19 07:42	09/07/19 04:12	1
Perfluorohexanesulfonic acid (PFHxS)	4.7	B	1.8	0.15	ng/L		08/31/19 07:42	09/07/19 04:12	1
Perfluoroheptanesulfonic Acid (PFHpS)	0.77	J	1.8	0.17	ng/L		08/31/19 07:42	09/07/19 04:12	1
Perfluorooctanesulfonic acid (PFOS)	8.8	I	1.8	0.49	ng/L		08/31/19 07:42	09/07/19 04:12	1
Perfluorononanesulfonic acid (PFNS)	<0.15		1.8	0.15	ng/L		08/31/19 07:42	09/07/19 04:12	1
Perfluorodecanesulfonic acid (PFDS)	<0.29		1.8	0.29	ng/L		08/31/19 07:42	09/07/19 04:12	1
Perfluorooctanesulfonamide (FOSA)	<0.32		1.8	0.32	ng/L		08/31/19 07:42	09/07/19 04:12	1
N-methylperfluorooctanesulfonamidoacetic acid (NMeFOSAA)	<2.8		18	2.8	ng/L		08/31/19 07:42	09/07/19 04:12	1
N-ethylperfluorooctanesulfonamidoacetic acid (NEtFOSAA)	<1.7		18	1.7	ng/L		08/31/19 07:42	09/07/19 04:12	1
4:2 FTS	<4.7		18	4.7	ng/L		08/31/19 07:42	09/07/19 04:12	1
6:2 FTS	41		18	1.8	ng/L		08/31/19 07:42	09/07/19 04:12	1
8:2 FTS	<1.8		18	1.8	ng/L		08/31/19 07:42	09/07/19 04:12	1
10:2 FTS	<0.17		1.8	0.17	ng/L		08/31/19 07:42	09/07/19 04:12	1
NEtFOSA	<0.79		1.8	0.79	ng/L		08/31/19 07:42	09/07/19 04:12	1
NMeFOSA	<0.39		1.8	0.39	ng/L		08/31/19 07:42	09/07/19 04:12	1
Perfluorododecanesulfonic acid (PFDoS)	<0.41		1.8	0.41	ng/L		08/31/19 07:42	09/07/19 04:12	1
NMeFOSE	<1.3		3.6	1.3	ng/L		08/31/19 07:42	09/07/19 04:12	1
NEtFOSE	<0.77		1.8	0.77	ng/L		08/31/19 07:42	09/07/19 04:12	1
ADONA	<0.17		1.9	0.17	ng/L		08/31/19 07:42	09/07/19 04:12	1
F-53B Major	<0.22		1.8	0.22	ng/L		08/31/19 07:42	09/07/19 04:12	1
HFPO-DA (GenX)	<1.4		3.6	1.4	ng/L		08/31/19 07:42	09/07/19 04:12	1
F-53B Minor	<0.29		1.8	0.29	ng/L		08/31/19 07:42	09/07/19 04:12	1
NaDONA	<0.17		1.9	0.17	ng/L		08/31/19 07:42	09/07/19 04:12	1
DONA	<0.16		1.8	0.16	ng/L		08/31/19 07:42	09/07/19 04:12	1
Ammonium Perfluorooctanoate (APFO)	16		1.9	0.80	ng/L		08/31/19 07:42	09/07/19 04:12	1

Isotope Dilution	%Recovery	Qualifier	Limits	Prepared	Analyzed	Dil Fac
¹³ C4 PFBA	60		25 - 150	08/31/19 07:42	09/07/19 04:12	1

Eurofins TestAmerica, Sacramento

Client Sample Results

Client: SCS Engineers
 Project/Site: Burke Site - 25219029.00

Job ID: 320-53651-1

Client Sample ID: TW-4 Duplicate

Lab Sample ID: 320-53651-6

Date Collected: 08/23/19 14:35

Matrix: Water

Date Received: 08/24/19 09:25

Method: 537 (modified) - Fluorinated Alkyl Substances (Continued)

<i>Isotope Dilution</i>	<i>%Recovery</i>	<i>Qualifier</i>	<i>Limits</i>	<i>Prepared</i>	<i>Analyzed</i>	<i>Dil Fac</i>
13C5 PFPeA	74		25 - 150	08/31/19 07:42	09/07/19 04:12	1
13C2 PFHxA	95		25 - 150	08/31/19 07:42	09/07/19 04:12	1
13C4 PFHpA	106		25 - 150	08/31/19 07:42	09/07/19 04:12	1
13C4 PFOA	96		25 - 150	08/31/19 07:42	09/07/19 04:12	1
13C5 PFNA	108		25 - 150	08/31/19 07:42	09/07/19 04:12	1
13C2 PFDA	110		25 - 150	08/31/19 07:42	09/07/19 04:12	1
13C2 PFHxDA	95		25 - 150	08/31/19 07:42	09/07/19 04:12	1
13C2 PFUnA	107		25 - 150	08/31/19 07:42	09/07/19 04:12	1
13C2 PFDoA	102		25 - 150	08/31/19 07:42	09/07/19 04:12	1
13C2 PFTeDA	102		25 - 150	08/31/19 07:42	09/07/19 04:12	1
18O2 PFHxS	112		25 - 150	08/31/19 07:42	09/07/19 04:12	1
13C4 PFOS	110		25 - 150	08/31/19 07:42	09/07/19 04:12	1
13C8 FOSA	98		25 - 150	08/31/19 07:42	09/07/19 04:12	1
d3-NMeFOSAA	94		25 - 150	08/31/19 07:42	09/07/19 04:12	1
d5-NEtFOSAA	108		25 - 150	08/31/19 07:42	09/07/19 04:12	1
M2-6:2 FTS	133		25 - 150	08/31/19 07:42	09/07/19 04:12	1
M2-8:2 FTS	126		25 - 150	08/31/19 07:42	09/07/19 04:12	1
M2-4:2 FTS	123		25 - 150	08/31/19 07:42	09/07/19 04:12	1
d-N-MeFOSA-M	62		20 - 150	08/31/19 07:42	09/07/19 04:12	1
d-N-EtFOSA-M	38		20 - 150	08/31/19 07:42	09/07/19 04:12	1
d7-N-MeFOSE-M	41		10 - 120	08/31/19 07:42	09/07/19 04:12	1
d9-N-EtFOSE-M	33		10 - 120	08/31/19 07:42	09/07/19 04:12	1
13C3 HFPO-DA	88		25 - 150	08/31/19 07:42	09/07/19 04:12	1

Client Sample Results

Client: SCS Engineers
Project/Site: Burke Site - 25219029.00

Job ID: 320-53651-1

Client Sample ID: Field Blank

Lab Sample ID: 320-53651-7

Date Collected: 08/23/19 09:00

Matrix: Water

Date Received: 08/24/19 09:25

Method: 537 (modified) - Fluorinated Alkyl Substances

Analyte	Result	Qualifier	RL	MDL	Unit	D	Prepared	Analyzed	Dil Fac
Perfluorobutanoic acid (PFBA)	<0.33		1.9	0.33	ng/L		08/31/19 07:42	09/07/19 04:36	1
Perfluoropentanoic acid (PFPeA)	<0.46		1.9	0.46	ng/L		08/31/19 07:42	09/07/19 04:36	1
Perfluorohexanoic acid (PFHxA)	<0.54		1.9	0.54	ng/L		08/31/19 07:42	09/07/19 04:36	1
Perfluoroheptanoic acid (PFHpA)	<0.23		1.9	0.23	ng/L		08/31/19 07:42	09/07/19 04:36	1
Perfluorooctanoic acid (PFOA)	<0.79		1.9	0.79	ng/L		08/31/19 07:42	09/07/19 04:36	1
Perfluorononanoic acid (PFNA)	<0.25		1.9	0.25	ng/L		08/31/19 07:42	09/07/19 04:36	1
Perfluorodecanoic acid (PFDA)	<0.29		1.9	0.29	ng/L		08/31/19 07:42	09/07/19 04:36	1
Perfluoroundecanoic acid (PFUnA)	<1.0		1.9	1.0	ng/L		08/31/19 07:42	09/07/19 04:36	1
Perfluorododecanoic acid (PFDoA)	<0.51		1.9	0.51	ng/L		08/31/19 07:42	09/07/19 04:36	1
Perfluorotridecanoic acid (PFTriA)	<1.2		1.9	1.2	ng/L		08/31/19 07:42	09/07/19 04:36	1
Perfluorotetradecanoic acid (PFTeA)	<0.27		1.9	0.27	ng/L		08/31/19 07:42	09/07/19 04:36	1
Perfluoro-n-hexadecanoic acid (PFHxDA)	<0.83		1.9	0.83	ng/L		08/31/19 07:42	09/07/19 04:36	1
Perfluorobutanesulfonic acid (PFBS)	<0.19		1.9	0.19	ng/L		08/31/19 07:42	09/07/19 04:36	1
Perfluoro-n-octadecanoic acid (PFODA)	<0.43		1.9	0.43	ng/L		08/31/19 07:42	09/07/19 04:36	1
Perfluoropentanesulfonic acid (PFPeS)	<0.28		1.9	0.28	ng/L		08/31/19 07:42	09/07/19 04:36	1
Perfluorohexanesulfonic acid (PFHxS)	0.26	J B	1.9	0.16	ng/L		08/31/19 07:42	09/07/19 04:36	1
Perfluoroheptanesulfonic Acid (PFHpS)	<0.18		1.9	0.18	ng/L		08/31/19 07:42	09/07/19 04:36	1
Perfluorooctanesulfonic acid (PFOS)	<0.50		1.9	0.50	ng/L		08/31/19 07:42	09/07/19 04:36	1
Perfluorononanesulfonic acid (PFNS)	<0.15		1.9	0.15	ng/L		08/31/19 07:42	09/07/19 04:36	1
Perfluorodecanesulfonic acid (PFDS)	<0.30		1.9	0.30	ng/L		08/31/19 07:42	09/07/19 04:36	1
Perfluorooctanesulfonamide (FOSA)	0.41	J B	1.9	0.33	ng/L		08/31/19 07:42	09/07/19 04:36	1
N-methylperfluorooctanesulfonamidoacetic acid (NMeFOSAA)	<2.9		19	2.9	ng/L		08/31/19 07:42	09/07/19 04:36	1
N-ethylperfluorooctanesulfonamidoacetic acid (NEtFOSAA)	<1.8		19	1.8	ng/L		08/31/19 07:42	09/07/19 04:36	1
4:2 FTS	<4.8		19	4.8	ng/L		08/31/19 07:42	09/07/19 04:36	1
6:2 FTS	<1.9		19	1.9	ng/L		08/31/19 07:42	09/07/19 04:36	1
8:2 FTS	<1.9		19	1.9	ng/L		08/31/19 07:42	09/07/19 04:36	1
10:2 FTS	<0.18		1.9	0.18	ng/L		08/31/19 07:42	09/07/19 04:36	1
NEtFOSA	<0.81		1.9	0.81	ng/L		08/31/19 07:42	09/07/19 04:36	1
NMeFOSA	<0.40		1.9	0.40	ng/L		08/31/19 07:42	09/07/19 04:36	1
Perfluorododecanesulfonic acid (PFDoS)	<0.42		1.9	0.42	ng/L		08/31/19 07:42	09/07/19 04:36	1
NMeFOSE	<1.3		3.7	1.3	ng/L		08/31/19 07:42	09/07/19 04:36	1
NEtFOSE	<0.79		1.9	0.79	ng/L		08/31/19 07:42	09/07/19 04:36	1
ADONA	<0.18		2.0	0.18	ng/L		08/31/19 07:42	09/07/19 04:36	1
F-53B Major	<0.22		1.9	0.22	ng/L		08/31/19 07:42	09/07/19 04:36	1
HFPO-DA (GenX)	<1.4		3.7	1.4	ng/L		08/31/19 07:42	09/07/19 04:36	1
F-53B Minor	<0.30		1.9	0.30	ng/L		08/31/19 07:42	09/07/19 04:36	1
NaDONA	<0.18		2.0	0.18	ng/L		08/31/19 07:42	09/07/19 04:36	1
DONA	<0.17		1.9	0.17	ng/L		08/31/19 07:42	09/07/19 04:36	1
Ammonium Perfluorooctanoate (APFO)	<0.82		2.0	0.82	ng/L		08/31/19 07:42	09/07/19 04:36	1

Isotope Dilution	%Recovery	Qualifier	Limits	Prepared	Analyzed	Dil Fac
¹³ C4 PFBA	99		25 - 150	08/31/19 07:42	09/07/19 04:36	1
¹³ C5 PFPeA	101		25 - 150	08/31/19 07:42	09/07/19 04:36	1

Eurofins TestAmerica, Sacramento

Client Sample Results

Client: SCS Engineers
 Project/Site: Burke Site - 25219029.00

Job ID: 320-53651-1

Client Sample ID: Field Blank

Lab Sample ID: 320-53651-7

Date Collected: 08/23/19 09:00

Matrix: Water

Date Received: 08/24/19 09:25

Method: 537 (modified) - Fluorinated Alkyl Substances (Continued)

<i>Isotope Dilution</i>	<i>%Recovery</i>	<i>Qualifier</i>	<i>Limits</i>	<i>Prepared</i>	<i>Analyzed</i>	<i>Dil Fac</i>
13C2 PFHxA	106		25 - 150	08/31/19 07:42	09/07/19 04:36	1
13C4 PFHpA	111		25 - 150	08/31/19 07:42	09/07/19 04:36	1
13C4 PFOA	97		25 - 150	08/31/19 07:42	09/07/19 04:36	1
13C5 PFNA	102		25 - 150	08/31/19 07:42	09/07/19 04:36	1
13C2 PFDA	102		25 - 150	08/31/19 07:42	09/07/19 04:36	1
13C2 PFHxDA	87		25 - 150	08/31/19 07:42	09/07/19 04:36	1
13C2 PFUnA	99		25 - 150	08/31/19 07:42	09/07/19 04:36	1
13C2 PFDaA	97		25 - 150	08/31/19 07:42	09/07/19 04:36	1
13C2 PFTeDA	95		25 - 150	08/31/19 07:42	09/07/19 04:36	1
18O2 PFHxS	112		25 - 150	08/31/19 07:42	09/07/19 04:36	1
13C4 PFOS	101		25 - 150	08/31/19 07:42	09/07/19 04:36	1
13C8 FOSA	100		25 - 150	08/31/19 07:42	09/07/19 04:36	1
d3-NMeFOSAA	95		25 - 150	08/31/19 07:42	09/07/19 04:36	1
d5-NEtFOSAA	89		25 - 150	08/31/19 07:42	09/07/19 04:36	1
M2-6:2 FTS	77		25 - 150	08/31/19 07:42	09/07/19 04:36	1
M2-8:2 FTS	73		25 - 150	08/31/19 07:42	09/07/19 04:36	1
M2-4:2 FTS	82		25 - 150	08/31/19 07:42	09/07/19 04:36	1
d-N-MeFOSA-M	67		20 - 150	08/31/19 07:42	09/07/19 04:36	1
d-N-EtFOSA-M	48		20 - 150	08/31/19 07:42	09/07/19 04:36	1
d7-N-MeFOSE-M	34		10 - 120	08/31/19 07:42	09/07/19 04:36	1
d9-N-EtFOSE-M	28		10 - 120	08/31/19 07:42	09/07/19 04:36	1
13C3 HFPO-DA	96		25 - 150	08/31/19 07:42	09/07/19 04:36	1

Client Sample Results

Client: SCS Engineers
Project/Site: Burke Site - 25219029.00

Job ID: 320-53651-1

Client Sample ID: Equipment Blank

Lab Sample ID: 320-53651-8

Date Collected: 08/23/19 09:00

Matrix: Water

Date Received: 08/24/19 09:25

Method: 537 (modified) - Fluorinated Alkyl Substances

Analyte	Result	Qualifier	RL	MDL	Unit	D	Prepared	Analyzed	Dil Fac
Perfluorobutanoic acid (PFBA)	<0.36		2.0	0.36	ng/L		08/31/19 07:42	09/07/19 04:45	1
Perfluoropentanoic acid (PFPeA)	<0.50		2.0	0.50	ng/L		08/31/19 07:42	09/07/19 04:45	1
Perfluorohexanoic acid (PFHxA)	<0.59		2.0	0.59	ng/L		08/31/19 07:42	09/07/19 04:45	1
Perfluoroheptanoic acid (PFHpA)	<0.25		2.0	0.25	ng/L		08/31/19 07:42	09/07/19 04:45	1
Perfluorooctanoic acid (PFOA)	<0.87		2.0	0.87	ng/L		08/31/19 07:42	09/07/19 04:45	1
Perfluorononanoic acid (PFNA)	<0.28		2.0	0.28	ng/L		08/31/19 07:42	09/07/19 04:45	1
Perfluorodecanoic acid (PFDA)	<0.32		2.0	0.32	ng/L		08/31/19 07:42	09/07/19 04:45	1
Perfluoroundecanoic acid (PFUnA)	<1.1		2.0	1.1	ng/L		08/31/19 07:42	09/07/19 04:45	1
Perfluorododecanoic acid (PFDoA)	<0.56		2.0	0.56	ng/L		08/31/19 07:42	09/07/19 04:45	1
Perfluorotridecanoic acid (PFTriA)	<1.3		2.0	1.3	ng/L		08/31/19 07:42	09/07/19 04:45	1
Perfluorotetradecanoic acid (PFTeA)	<0.30		2.0	0.30	ng/L		08/31/19 07:42	09/07/19 04:45	1
Perfluoro-n-hexadecanoic acid (PFHxDA)	<0.91		2.0	0.91	ng/L		08/31/19 07:42	09/07/19 04:45	1
Perfluorobutanesulfonic acid (PFBS)	<0.20		2.0	0.20	ng/L		08/31/19 07:42	09/07/19 04:45	1
Perfluoro-n-octadecanoic acid (PFODA)	<0.47		2.0	0.47	ng/L		08/31/19 07:42	09/07/19 04:45	1
Perfluoropentanesulfonic acid (PFPeS)	<0.31		2.0	0.31	ng/L		08/31/19 07:42	09/07/19 04:45	1
Perfluorohexanesulfonic acid (PFHxS)	0.27	J B	2.0	0.17	ng/L		08/31/19 07:42	09/07/19 04:45	1
Perfluoroheptanesulfonic Acid (PFHpS)	<0.19		2.0	0.19	ng/L		08/31/19 07:42	09/07/19 04:45	1
Perfluorooctanesulfonic acid (PFOS)	<0.55		2.0	0.55	ng/L		08/31/19 07:42	09/07/19 04:45	1
Perfluorononanesulfonic acid (PFNS)	<0.16		2.0	0.16	ng/L		08/31/19 07:42	09/07/19 04:45	1
Perfluorodecanesulfonic acid (PFDS)	<0.33		2.0	0.33	ng/L		08/31/19 07:42	09/07/19 04:45	1
Perfluorooctanesulfonamide (FOSA)	<0.36		2.0	0.36	ng/L		08/31/19 07:42	09/07/19 04:45	1
N-methylperfluorooctanesulfonamidoacetic acid (NMeFOSAA)	<3.2		20	3.2	ng/L		08/31/19 07:42	09/07/19 04:45	1
N-ethylperfluorooctanesulfonamidoacetic acid (NEtFOSAA)	<1.9		20	1.9	ng/L		08/31/19 07:42	09/07/19 04:45	1
4:2 FTS	<5.3		20	5.3	ng/L		08/31/19 07:42	09/07/19 04:45	1
6:2 FTS	<2.0		20	2.0	ng/L		08/31/19 07:42	09/07/19 04:45	1
8:2 FTS	<2.0		20	2.0	ng/L		08/31/19 07:42	09/07/19 04:45	1
10:2 FTS	<0.19		2.0	0.19	ng/L		08/31/19 07:42	09/07/19 04:45	1
NEtFOSA	<0.89		2.0	0.89	ng/L		08/31/19 07:42	09/07/19 04:45	1
NMeFOSA	<0.44		2.0	0.44	ng/L		08/31/19 07:42	09/07/19 04:45	1
Perfluorododecanesulfonic acid (PFDoS)	<0.46		2.0	0.46	ng/L		08/31/19 07:42	09/07/19 04:45	1
NMeFOSE	<1.4		4.1	1.4	ng/L		08/31/19 07:42	09/07/19 04:45	1
NEtFOSE	<0.87		2.0	0.87	ng/L		08/31/19 07:42	09/07/19 04:45	1
ADONA	<0.19		2.1	0.19	ng/L		08/31/19 07:42	09/07/19 04:45	1
F-53B Major	<0.24		2.0	0.24	ng/L		08/31/19 07:42	09/07/19 04:45	1
HFPO-DA (GenX)	<1.5		4.1	1.5	ng/L		08/31/19 07:42	09/07/19 04:45	1
F-53B Minor	<0.33		2.0	0.33	ng/L		08/31/19 07:42	09/07/19 04:45	1
NaDONA	<0.19		2.1	0.19	ng/L		08/31/19 07:42	09/07/19 04:45	1
DONA	<0.18		2.0	0.18	ng/L		08/31/19 07:42	09/07/19 04:45	1
Ammonium Perfluorooctanoate (APFO)	<0.90		2.1	0.90	ng/L		08/31/19 07:42	09/07/19 04:45	1

Isotope Dilution	%Recovery	Qualifier	Limits	Prepared	Analyzed	Dil Fac
13C4 PFBA	98		25 - 150	08/31/19 07:42	09/07/19 04:45	1
13C5 PFPeA	100		25 - 150	08/31/19 07:42	09/07/19 04:45	1

Eurofins TestAmerica, Sacramento

Client Sample Results

Client: SCS Engineers
Project/Site: Burke Site - 25219029.00

Job ID: 320-53651-1

Client Sample ID: Equipment Blank

Lab Sample ID: 320-53651-8

Date Collected: 08/23/19 09:00

Matrix: Water

Date Received: 08/24/19 09:25

Method: 537 (modified) - Fluorinated Alkyl Substances (Continued)

<i>Isotope Dilution</i>	<i>%Recovery</i>	<i>Qualifier</i>	<i>Limits</i>	<i>Prepared</i>	<i>Analyzed</i>	<i>Dil Fac</i>
13C2 PFHxA	103		25 - 150	08/31/19 07:42	09/07/19 04:45	1
13C4 PFHpA	104		25 - 150	08/31/19 07:42	09/07/19 04:45	1
13C4 PFOA	94		25 - 150	08/31/19 07:42	09/07/19 04:45	1
13C5 PFNA	97		25 - 150	08/31/19 07:42	09/07/19 04:45	1
13C2 PFDA	99		25 - 150	08/31/19 07:42	09/07/19 04:45	1
13C2 PFHxDA	87		25 - 150	08/31/19 07:42	09/07/19 04:45	1
13C2 PFUnA	103		25 - 150	08/31/19 07:42	09/07/19 04:45	1
13C2 PFDaA	101		25 - 150	08/31/19 07:42	09/07/19 04:45	1
13C2 PFTeDA	100		25 - 150	08/31/19 07:42	09/07/19 04:45	1
18O2 PFHxS	108		25 - 150	08/31/19 07:42	09/07/19 04:45	1
13C4 PFOS	101		25 - 150	08/31/19 07:42	09/07/19 04:45	1
13C8 FOSA	93		25 - 150	08/31/19 07:42	09/07/19 04:45	1
d3-NMeFOSAA	92		25 - 150	08/31/19 07:42	09/07/19 04:45	1
d5-NEtFOSAA	96		25 - 150	08/31/19 07:42	09/07/19 04:45	1
M2-6:2 FTS	75		25 - 150	08/31/19 07:42	09/07/19 04:45	1
M2-8:2 FTS	75		25 - 150	08/31/19 07:42	09/07/19 04:45	1
M2-4:2 FTS	75		25 - 150	08/31/19 07:42	09/07/19 04:45	1
d-N-MeFOSA-M	57		20 - 150	08/31/19 07:42	09/07/19 04:45	1
d-N-EtFOSA-M	40		20 - 150	08/31/19 07:42	09/07/19 04:45	1
d7-N-MeFOSE-M	26		10 - 120	08/31/19 07:42	09/07/19 04:45	1
d9-N-EtFOSE-M	20		10 - 120	08/31/19 07:42	09/07/19 04:45	1
13C3 HFPO-DA	91		25 - 150	08/31/19 07:42	09/07/19 04:45	1

Isotope Dilution Summary

Client: SCS Engineers
Project/Site: Burke Site - 25219029.00

Job ID: 320-53651-1

Method: 537 (modified) - Fluorinated Alkyl Substances

Matrix: Water

Prep Type: Total/NA

Percent Isotope Dilution Recovery (Acceptance Limits)

Lab Sample ID	Client Sample ID	PFBA (25-150)	PFPeA (25-150)	PFHxA (25-150)	PFHpA (25-150)	PFOA (25-150)	PFNA (25-150)	PFDA (25-150)	PFHxDA (25-150)
320-53651-1	TW-3	45	62	85	101	101	115	128	131
320-53651-1 - RA	TW-3								
320-53651-2	TW-1	41	56	79	94	94	111	120	105
320-53651-3	MW-10	62	75	93	106	100	106	117	102
320-53651-4	TW-2	39	57	84	106	98	106	113	97
320-53651-4 - RA	TW-2								
320-53651-5	TW-4	62	74	99	108	99	109	109	96
320-53651-6	TW-4 Duplicate	60	74	95	106	96	108	110	95
320-53651-7	Field Blank	99	101	106	111	97	102	102	87
320-53651-8	Equipment Blank	98	100	103	104	94	97	99	87
LCS 320-319830/2-A	Lab Control Sample	103	107	112	111	103	106	109	96
MB 320-319830/1-A	Method Blank	105	106	115	113	106	105	107	100

Percent Isotope Dilution Recovery (Acceptance Limits)

Lab Sample ID	Client Sample ID	PFUnA (25-150)	PFDoA (25-150)	PFTDA (25-150)	PFHxS (25-150)	PFOS (25-150)	PFOSA (25-150)	-NMeFOS/2 (25-150)	-NEtFOS/2 (25-150)
320-53651-1	TW-3	127	128	136	120	130	120	113	124
320-53651-1 - RA	TW-3								
320-53651-2	TW-1	129	119	117	118	120	110	115	132
320-53651-3	MW-10	114	109	106	116	110	109	103	105
320-53651-4	TW-2	114	108	105	118	111	110	99	103
320-53651-4 - RA	TW-2								
320-53651-5	TW-4	111	105	98	111	113	102	94	106
320-53651-6	TW-4 Duplicate	107	102	102	112	110	98	94	108
320-53651-7	Field Blank	99	97	95	112	101	100	95	89
320-53651-8	Equipment Blank	103	101	100	108	101	93	92	96
LCS 320-319830/2-A	Lab Control Sample	106	105	104	116	104	99	98	99
MB 320-319830/1-A	Method Blank	102	98	105	117	111	102	97	94

Percent Isotope Dilution Recovery (Acceptance Limits)

Lab Sample ID	Client Sample ID	M262FTS (25-150)	M282FTS (25-150)	M242FTS (25-150)	I-MeFOSA (20-150)	1-EtFOSA (20-150)	NMFM (10-120)	NEFM (10-120)	HFPODA (25-150)
320-53651-1	TW-3	175 *		139	69	51	44	40	89
320-53651-1 - RA	TW-3		134						
320-53651-2	TW-1	178 *	200 *	123	73	59	60	55	72
320-53651-3	MW-10	145	119	126	64	51	48	42	95
320-53651-4	TW-2		110	116	59	43	41	35	80
320-53651-4 - RA	TW-2	131							
320-53651-5	TW-4	131	123	130	60	43	37	32	88
320-53651-6	TW-4 Duplicate	133	126	123	62	38	41	33	88
320-53651-7	Field Blank	77	73	82	67	48	34	28	96
320-53651-8	Equipment Blank	75	75	75	57	40	26	20	91
LCS 320-319830/2-A	Lab Control Sample	77	86	80	72	47	30	24	95
MB 320-319830/1-A	Method Blank	81	75	85	71	42	24	20	92

Surrogate Legend

PFBA = 13C4 PFBA
PFPeA = 13C5 PFPeA
PFHxA = 13C2 PFHxA
PFHpA = 13C4 PFHpA
PFOA = 13C4 PFOA

Isotope Dilution Summary

Job ID: 320-53651-1

Client: SCS Engineers

Project/Site: Burke Site - 25219029.00

PFNA = 13C5 PFNA
PFDA = 13C2 PFDA
PFHxDA = 13C2 PFHxDA
PFUnA = 13C2 PFUnA
PFDoA = 13C2 PFDoA
PFTDA = 13C2 PFTeDA
PFHxS = 18O2 PFHxS
PFOS = 13C4 PFOS
PFOSA = 13C8 FOSA
d3-NMeFOSAA = d3-NMeFOSAA
d5-NEtFOSAA = d5-NEtFOSAA
M262FTS = M2-6:2 FTS
M282FTS = M2-8:2 FTS
M242FTS = M2-4:2 FTS
d-N-MeFOSA-M = d-N-MeFOSA-M
d-N-EtFOSA-M = d-N-EtFOSA-M
NMFM = d7-N-MeFOSE-M
NEFM = d9-N-EtFOSE-M
HFPODA = 13C3 HFPO-DA

1

2

3

4

5

6

7

8

9

10

11

12

13

14

15

QC Sample Results

Client: SCS Engineers
Project/Site: Burke Site - 25219029.00

Job ID: 320-53651-1

Method: 537 (modified) - Fluorinated Alkyl Substances

Lab Sample ID: MB 320-319830/1-A
Matrix: Water
Analysis Batch: 321552

Client Sample ID: Method Blank
Prep Type: Total/NA
Prep Batch: 319830

Analyte	MB	MB	RL	MDL	Unit	D	Prepared	Analyzed	Dil Fac
	Result	Qualifier							
Perfluorobutanoic acid (PFBA)	<0.35		2.0	0.35	ng/L		08/31/19 07:42	09/07/19 01:22	1
Perfluoropentanoic acid (PFPeA)	<0.49		2.0	0.49	ng/L		08/31/19 07:42	09/07/19 01:22	1
Perfluorohexanoic acid (PFHxA)	<0.58		2.0	0.58	ng/L		08/31/19 07:42	09/07/19 01:22	1
Perfluoroheptanoic acid (PFHpA)	<0.25		2.0	0.25	ng/L		08/31/19 07:42	09/07/19 01:22	1
Perfluorooctanoic acid (PFOA)	<0.85		2.0	0.85	ng/L		08/31/19 07:42	09/07/19 01:22	1
Perfluorononanoic acid (PFNA)	<0.27		2.0	0.27	ng/L		08/31/19 07:42	09/07/19 01:22	1
Perfluorodecanoic acid (PFDA)	<0.31		2.0	0.31	ng/L		08/31/19 07:42	09/07/19 01:22	1
Perfluoroundecanoic acid (PFUnA)	<1.1		2.0	1.1	ng/L		08/31/19 07:42	09/07/19 01:22	1
Perfluorododecanoic acid (PFDoA)	<0.55		2.0	0.55	ng/L		08/31/19 07:42	09/07/19 01:22	1
Perfluorotridecanoic acid (PFTriA)	<1.3		2.0	1.3	ng/L		08/31/19 07:42	09/07/19 01:22	1
Perfluorotetradecanoic acid (PFTeA)	<0.29		2.0	0.29	ng/L		08/31/19 07:42	09/07/19 01:22	1
Perfluoro-n-hexadecanoic acid (PFHxDA)	<0.89		2.0	0.89	ng/L		08/31/19 07:42	09/07/19 01:22	1
Perfluorobutanesulfonic acid (PFBS)	<0.20		2.0	0.20	ng/L		08/31/19 07:42	09/07/19 01:22	1
Perfluoro-n-octadecanoic acid (PFODA)	<0.46		2.0	0.46	ng/L		08/31/19 07:42	09/07/19 01:22	1
Perfluoropentanesulfonic acid (PFPeS)	<0.30		2.0	0.30	ng/L		08/31/19 07:42	09/07/19 01:22	1
Perfluorohexanesulfonic acid (PFHxS)	0.220	J	2.0	0.17	ng/L		08/31/19 07:42	09/07/19 01:22	1
Perfluoroheptanesulfonic Acid (PFHpS)	<0.19		2.0	0.19	ng/L		08/31/19 07:42	09/07/19 01:22	1
Perfluorooctanesulfonic acid (PFOS)	<0.54		2.0	0.54	ng/L		08/31/19 07:42	09/07/19 01:22	1
Perfluorononanesulfonic acid (PFNS)	<0.16		2.0	0.16	ng/L		08/31/19 07:42	09/07/19 01:22	1
Perfluorodecanesulfonic acid (PFDS)	<0.32		2.0	0.32	ng/L		08/31/19 07:42	09/07/19 01:22	1
Perfluorooctanesulfonamide (FOSA)	0.499	J	2.0	0.35	ng/L		08/31/19 07:42	09/07/19 01:22	1
N-methylperfluorooctanesulfonamidoacetic acid (NMeFOSAA)	<3.1		20	3.1	ng/L		08/31/19 07:42	09/07/19 01:22	1
N-ethylperfluorooctanesulfonamidoacetic acid (NEtFOSAA)	<1.9		20	1.9	ng/L		08/31/19 07:42	09/07/19 01:22	1
4:2 FTS	<5.2		20	5.2	ng/L		08/31/19 07:42	09/07/19 01:22	1
6:2 FTS	<2.0		20	2.0	ng/L		08/31/19 07:42	09/07/19 01:22	1
8:2 FTS	<2.0		20	2.0	ng/L		08/31/19 07:42	09/07/19 01:22	1
10:2 FTS	<0.19		2.0	0.19	ng/L		08/31/19 07:42	09/07/19 01:22	1
NEtFOSA	<0.87		2.0	0.87	ng/L		08/31/19 07:42	09/07/19 01:22	1
NMeFOSA	<0.43		2.0	0.43	ng/L		08/31/19 07:42	09/07/19 01:22	1
Perfluorododecanesulfonic acid (PFDoS)	<0.45		2.0	0.45	ng/L		08/31/19 07:42	09/07/19 01:22	1
NMeFOSE	<1.4		4.0	1.4	ng/L		08/31/19 07:42	09/07/19 01:22	1
NEtFOSE	<0.85		2.0	0.85	ng/L		08/31/19 07:42	09/07/19 01:22	1
ADONA	<0.19		2.1	0.19	ng/L		08/31/19 07:42	09/07/19 01:22	1
F-53B Major	<0.24		2.0	0.24	ng/L		08/31/19 07:42	09/07/19 01:22	1
HFPO-DA (GenX)	<1.5		4.0	1.5	ng/L		08/31/19 07:42	09/07/19 01:22	1
F-53B Minor	<0.32		2.0	0.32	ng/L		08/31/19 07:42	09/07/19 01:22	1
NaDONA	<0.19		2.1	0.19	ng/L		08/31/19 07:42	09/07/19 01:22	1
DONA	<0.18		2.0	0.18	ng/L		08/31/19 07:42	09/07/19 01:22	1
Ammonium Perfluorooctanoate (APFO)	<0.88		2.1	0.88	ng/L		08/31/19 07:42	09/07/19 01:22	1

Isotope Dilution	MB	MB	Limits	Prepared	Analyzed	Dil Fac
	%Recovery	Qualifier				
13C4 PFBA	105		25 - 150	08/31/19 07:42	09/07/19 01:22	1

Eurofins TestAmerica, Sacramento

QC Sample Results

Client: SCS Engineers
Project/Site: Burke Site - 25219029.00

Job ID: 320-53651-1

Method: 537 (modified) - Fluorinated Alkyl Substances (Continued)

Lab Sample ID: MB 320-319830/1-A
Matrix: Water
Analysis Batch: 321552

Client Sample ID: Method Blank
Prep Type: Total/NA
Prep Batch: 319830

Isotope Dilution	MB MB		Limits	Prepared	Analyzed	Dil Fac
	%Recovery	Qualifier				
13C5 PFPeA	106		25 - 150	08/31/19 07:42	09/07/19 01:22	1
13C2 PFHxA	115		25 - 150	08/31/19 07:42	09/07/19 01:22	1
13C4 PFHpA	113		25 - 150	08/31/19 07:42	09/07/19 01:22	1
13C4 PFOA	106		25 - 150	08/31/19 07:42	09/07/19 01:22	1
13C5 PFNA	105		25 - 150	08/31/19 07:42	09/07/19 01:22	1
13C2 PFDA	107		25 - 150	08/31/19 07:42	09/07/19 01:22	1
13C2 PFHxDA	100		25 - 150	08/31/19 07:42	09/07/19 01:22	1
13C2 PFUnA	102		25 - 150	08/31/19 07:42	09/07/19 01:22	1
13C2 PFDoA	98		25 - 150	08/31/19 07:42	09/07/19 01:22	1
13C2 PFTeDA	105		25 - 150	08/31/19 07:42	09/07/19 01:22	1
18O2 PFHxS	117		25 - 150	08/31/19 07:42	09/07/19 01:22	1
13C4 PFOS	111		25 - 150	08/31/19 07:42	09/07/19 01:22	1
13C8 FOSA	102		25 - 150	08/31/19 07:42	09/07/19 01:22	1
d3-NMeFOSAA	97		25 - 150	08/31/19 07:42	09/07/19 01:22	1
d5-NEtFOSAA	94		25 - 150	08/31/19 07:42	09/07/19 01:22	1
M2-6:2 FTS	81		25 - 150	08/31/19 07:42	09/07/19 01:22	1
M2-8:2 FTS	75		25 - 150	08/31/19 07:42	09/07/19 01:22	1
M2-4:2 FTS	85		25 - 150	08/31/19 07:42	09/07/19 01:22	1
d-N-MeFOSA-M	71		20 - 150	08/31/19 07:42	09/07/19 01:22	1
d-N-EtFOSA-M	42		20 - 150	08/31/19 07:42	09/07/19 01:22	1
d7-N-MeFOSE-M	24		10 - 120	08/31/19 07:42	09/07/19 01:22	1
d9-N-EtFOSE-M	20		10 - 120	08/31/19 07:42	09/07/19 01:22	1
13C3 HFPO-DA	92		25 - 150	08/31/19 07:42	09/07/19 01:22	1

Lab Sample ID: LCS 320-319830/2-A
Matrix: Water
Analysis Batch: 321552

Client Sample ID: Lab Control Sample
Prep Type: Total/NA
Prep Batch: 319830

Analyte	Spike Added	LCS LCS		Unit	D	%Rec	Limits
		Result	Qualifier				
Perfluorobutanoic acid (PFBA)	40.0	41.0		ng/L		103	70 - 130
Perfluoropentanoic acid (PFPeA)	40.0	37.9		ng/L		95	66 - 126
Perfluorohexanoic acid (PFHxA)	40.0	40.4		ng/L		101	66 - 126
Perfluoroheptanoic acid (PFHpA)	40.0	41.6		ng/L		104	66 - 126
Perfluorooctanoic acid (PFOA)	40.0	40.2		ng/L		101	64 - 124
Perfluorononanoic acid (PFNA)	40.0	43.7		ng/L		109	68 - 128
Perfluorodecanoic acid (PFDA)	40.0	42.2		ng/L		105	69 - 129
Perfluoroundecanoic acid (PFUnA)	40.0	37.1		ng/L		93	60 - 120
Perfluorododecanoic acid (PFDoA)	40.0	42.1		ng/L		105	71 - 131
Perfluorotridecanoic acid (PFTriA)	40.0	41.9		ng/L		105	72 - 132
Perfluorotetradecanoic acid (PFTeA)	40.0	38.8		ng/L		97	68 - 128
Perfluoro-n-hexadecanoic acid (PFHxDA)	40.0	41.0		ng/L		102	72 - 132
Perfluorobutanesulfonic acid (PFBS)	35.4	29.9		ng/L		84	73 - 133
Perfluoro-n-octadecanoic acid (PFODA)	40.0	47.9		ng/L		120	74 - 134

Eurofins TestAmerica, Sacramento

QC Sample Results

Client: SCS Engineers
Project/Site: Burke Site - 25219029.00

Job ID: 320-53651-1

Method: 537 (modified) - Fluorinated Alkyl Substances (Continued)

Lab Sample ID: LCS 320-319830/2-A

Matrix: Water

Analysis Batch: 321552

Client Sample ID: Lab Control Sample

Prep Type: Total/NA

Prep Batch: 319830

Analyte	Spike Added	LCS Result	LCS Qualifier	Unit	D	%Rec	%Rec. Limits
Perfluoropentanesulfonic acid (PFPeS)	37.5	37.1		ng/L		99	70 - 130
Perfluorohexanesulfonic acid (PFHxS)	36.4	30.7		ng/L		84	63 - 123
Perfluoroheptanesulfonic Acid (PFHpS)	38.1	40.3		ng/L		106	68 - 128
Perfluorooctanesulfonic acid (PFOS)	37.1	38.5		ng/L		104	67 - 127
Perfluorononanesulfonic acid (PFNS)	38.4	43.1		ng/L		112	70 - 130
Perfluorodecanesulfonic acid (PFDS)	38.6	39.2		ng/L		102	68 - 128
Perfluorooctanesulfonamide (FOSA)	40.0	42.9		ng/L		107	70 - 130
N-methylperfluorooctanesulfonamide (NMeFOSAA)	40.0	40.2		ng/L		101	67 - 127
N-ethylperfluorooctanesulfonamide (NEtFOSAA)	40.0	42.4		ng/L		106	65 - 125
4:2 FTS	37.4	41.2		ng/L		110	70 - 130
6:2 FTS	37.9	45.3		ng/L		119	66 - 126
8:2 FTS	38.3	41.5		ng/L		108	67 - 127
10:2 FTS	38.6	49.9		ng/L		129	70 - 130
NMeFOSA	40.0	41.0		ng/L		102	65 - 135
Perfluorododecanesulfonic acid (PFDoS)	38.7	34.6		ng/L		89	70 - 130
NMeFOSE	40.0	39.3		ng/L		98	65 - 135
NEtFOSE	40.0	38.9		ng/L		97	65 - 135
ADONA	39.5	44.4		ng/L		112	70 - 130
F-53B Major	37.3	38.5		ng/L		103	70 - 130
HFPO-DA (GenX)	40.0	44.4		ng/L		111	70 - 130
F-53B Minor	37.7	30.3		ng/L		80	70 - 130
NaDONA	40.0	44.9		ng/L		112	70 - 130
DONA	37.7	42.3		ng/L		112	70 - 130
Ammonium Perfluorooctanoate (APFO)	41.6	41.8		ng/L		101	64 - 124

Isotope Dilution	LCS LCS		Limits
	%Recovery	Qualifier	
13C4 PFBA	103		25 - 150
13C5 PFPeA	107		25 - 150
13C2 PFHxA	112		25 - 150
13C4 PFHpA	111		25 - 150
13C4 PFOA	103		25 - 150
13C5 PFNA	106		25 - 150
13C2 PFDA	109		25 - 150
13C2 PFHxDA	96		25 - 150
13C2 PFUnA	106		25 - 150
13C2 PFDoA	105		25 - 150
13C2 PFTeDA	104		25 - 150
18O2 PFHxS	116		25 - 150
13C4 PFOS	104		25 - 150
13C8 FOSA	99		25 - 150

QC Sample Results

Client: SCS Engineers
Project/Site: Burke Site - 25219029.00

Job ID: 320-53651-1

Method: 537 (modified) - Fluorinated Alkyl Substances (Continued)

Lab Sample ID: LCS 320-319830/2-A
Matrix: Water
Analysis Batch: 321552

Client Sample ID: Lab Control Sample
Prep Type: Total/NA
Prep Batch: 319830

<i>Isotope Dilution</i>	LCS		<i>Limits</i>
	<i>%Recovery</i>	<i>Qualifier</i>	
<i>d3-NMeFOSAA</i>	98		25 - 150
<i>d5-NEtFOSAA</i>	99		25 - 150
<i>M2-6:2 FTS</i>	77		25 - 150
<i>M2-8:2 FTS</i>	86		25 - 150
<i>M2-4:2 FTS</i>	80		25 - 150
<i>d-N-MeFOSA-M</i>	72		20 - 150
<i>d-N-EtFOSA-M</i>	47		20 - 150
<i>d7-N-MeFOSE-M</i>	30		10 - 120
<i>d9-N-EtFOSE-M</i>	24		10 - 120
<i>13C3 HFPO-DA</i>	95		25 - 150

QC Association Summary

Client: SCS Engineers
Project/Site: Burke Site - 25219029.00

Job ID: 320-53651-1

LCMS

Prep Batch: 319830

Lab Sample ID	Client Sample ID	Prep Type	Matrix	Method	Prep Batch
320-53651-1 - RA	TW-3	Total/NA	Water	3535	
320-53651-1	TW-3	Total/NA	Water	3535	
320-53651-2	TW-1	Total/NA	Water	3535	
320-53651-3	MW-10	Total/NA	Water	3535	
320-53651-4 - RA	TW-2	Total/NA	Water	3535	
320-53651-4	TW-2	Total/NA	Water	3535	
320-53651-5	TW-4	Total/NA	Water	3535	
320-53651-6	TW-4 Duplicate	Total/NA	Water	3535	
320-53651-7	Field Blank	Total/NA	Water	3535	
320-53651-8	Equipment Blank	Total/NA	Water	3535	
MB 320-319830/1-A	Method Blank	Total/NA	Water	3535	
LCS 320-319830/2-A	Lab Control Sample	Total/NA	Water	3535	

Analysis Batch: 321552

Lab Sample ID	Client Sample ID	Prep Type	Matrix	Method	Prep Batch
320-53651-1	TW-3	Total/NA	Water	537 (modified)	319830
320-53651-2	TW-1	Total/NA	Water	537 (modified)	319830
320-53651-3	MW-10	Total/NA	Water	537 (modified)	319830
320-53651-4	TW-2	Total/NA	Water	537 (modified)	319830
320-53651-5	TW-4	Total/NA	Water	537 (modified)	319830
320-53651-6	TW-4 Duplicate	Total/NA	Water	537 (modified)	319830
320-53651-7	Field Blank	Total/NA	Water	537 (modified)	319830
320-53651-8	Equipment Blank	Total/NA	Water	537 (modified)	319830
MB 320-319830/1-A	Method Blank	Total/NA	Water	537 (modified)	319830
LCS 320-319830/2-A	Lab Control Sample	Total/NA	Water	537 (modified)	319830

Analysis Batch: 323214

Lab Sample ID	Client Sample ID	Prep Type	Matrix	Method	Prep Batch
320-53651-1 - RA	TW-3	Total/NA	Water	537 (modified)	319830
320-53651-4 - RA	TW-2	Total/NA	Water	537 (modified)	319830

Lab Chronicle

Client: SCS Engineers
Project/Site: Burke Site - 25219029.00

Job ID: 320-53651-1

Client Sample ID: TW-3

Date Collected: 08/23/19 09:00

Date Received: 08/24/19 09:25

Lab Sample ID: 320-53651-1

Matrix: Water

Prep Type	Batch Type	Batch Method	Run	Dil Factor	Initial Amount	Final Amount	Batch Number	Prepared or Analyzed	Analyst	Lab
Total/NA	Prep	3535			276.7 mL	10.00 mL	319830	08/31/19 07:42	RDR	TAL SAC
Total/NA	Analysis	537 (modified)		1			321552	09/07/19 03:32	P1N	TAL SAC
Total/NA	Prep	3535	RA		276.7 mL	10.00 mL	319830	08/31/19 07:42	RDR	TAL SAC
Total/NA	Analysis	537 (modified)	RA	1			323214	09/13/19 23:09	P1N	TAL SAC

Client Sample ID: TW-1

Date Collected: 08/23/19 11:15

Date Received: 08/24/19 09:25

Lab Sample ID: 320-53651-2

Matrix: Water

Prep Type	Batch Type	Batch Method	Run	Dil Factor	Initial Amount	Final Amount	Batch Number	Prepared or Analyzed	Analyst	Lab
Total/NA	Prep	3535			265.6 mL	10.00 mL	319830	08/31/19 07:42	RDR	TAL SAC
Total/NA	Analysis	537 (modified)		1			321552	09/07/19 03:40	P1N	TAL SAC

Client Sample ID: MW-10

Date Collected: 08/23/19 12:25

Date Received: 08/24/19 09:25

Lab Sample ID: 320-53651-3

Matrix: Water

Prep Type	Batch Type	Batch Method	Run	Dil Factor	Initial Amount	Final Amount	Batch Number	Prepared or Analyzed	Analyst	Lab
Total/NA	Prep	3535			270.4 mL	10.00 mL	319830	08/31/19 07:42	RDR	TAL SAC
Total/NA	Analysis	537 (modified)		1			321552	09/07/19 03:48	P1N	TAL SAC

Client Sample ID: TW-2

Date Collected: 08/23/19 13:25

Date Received: 08/24/19 09:25

Lab Sample ID: 320-53651-4

Matrix: Water

Prep Type	Batch Type	Batch Method	Run	Dil Factor	Initial Amount	Final Amount	Batch Number	Prepared or Analyzed	Analyst	Lab
Total/NA	Prep	3535			273 mL	10.00 mL	319830	08/31/19 07:42	RDR	TAL SAC
Total/NA	Analysis	537 (modified)		1			321552	09/07/19 03:56	P1N	TAL SAC
Total/NA	Prep	3535	RA		273 mL	10.00 mL	319830	08/31/19 07:42	RDR	TAL SAC
Total/NA	Analysis	537 (modified)	RA	1			323214	09/13/19 23:28	P1N	TAL SAC

Client Sample ID: TW-4

Date Collected: 08/23/19 14:35

Date Received: 08/24/19 09:25

Lab Sample ID: 320-53651-5

Matrix: Water

Prep Type	Batch Type	Batch Method	Run	Dil Factor	Initial Amount	Final Amount	Batch Number	Prepared or Analyzed	Analyst	Lab
Total/NA	Prep	3535			265 mL	10.00 mL	319830	08/31/19 07:42	RDR	TAL SAC
Total/NA	Analysis	537 (modified)		1			321552	09/07/19 04:04	P1N	TAL SAC

Client Sample ID: TW-4 Duplicate

Date Collected: 08/23/19 14:35

Date Received: 08/24/19 09:25

Lab Sample ID: 320-53651-6

Matrix: Water

Prep Type	Batch Type	Batch Method	Run	Dil Factor	Initial Amount	Final Amount	Batch Number	Prepared or Analyzed	Analyst	Lab
Total/NA	Prep	3535			275.7 mL	10.00 mL	319830	08/31/19 07:42	RDR	TAL SAC
Total/NA	Analysis	537 (modified)		1			321552	09/07/19 04:12	P1N	TAL SAC

Eurofins TestAmerica, Sacramento

Lab Chronicle

Client: SCS Engineers
Project/Site: Burke Site - 25219029.00

Job ID: 320-53651-1

Client Sample ID: Field Blank

Date Collected: 08/23/19 09:00

Date Received: 08/24/19 09:25

Lab Sample ID: 320-53651-7

Matrix: Water

Prep Type	Batch Type	Batch Method	Run	Dil Factor	Initial Amount	Final Amount	Batch Number	Prepared or Analyzed	Analyst	Lab
Total/NA	Prep	3535			268.1 mL	10.00 mL	319830	08/31/19 07:42	RDR	TAL SAC
Total/NA	Analysis	537 (modified)		1			321552	09/07/19 04:36	P1N	TAL SAC

Client Sample ID: Equipment Blank

Date Collected: 08/23/19 09:00

Date Received: 08/24/19 09:25

Lab Sample ID: 320-53651-8

Matrix: Water

Prep Type	Batch Type	Batch Method	Run	Dil Factor	Initial Amount	Final Amount	Batch Number	Prepared or Analyzed	Analyst	Lab
Total/NA	Prep	3535			245.3 mL	10.00 mL	319830	08/31/19 07:42	RDR	TAL SAC
Total/NA	Analysis	537 (modified)		1			321552	09/07/19 04:45	P1N	TAL SAC

Laboratory References:

TAL SAC = Eurofins TestAmerica, Sacramento, 880 Riverside Parkway, West Sacramento, CA 95605, TEL (916)373-5600

Accreditation/Certification Summary

Client: SCS Engineers
 Project/Site: Burke Site - 25219029.00

Job ID: 320-53651-1

Laboratory: Eurofins TestAmerica, Sacramento

All accreditations/certifications held by this laboratory are listed. Not all accreditations/certifications are applicable to this report.

Authority	Program	Identification Number	Expiration Date
Alaska (UST)	State Program	17-020	01-20-21
ANAB	Dept. of Defense ELAP	L2468	01-20-21
ANAB	Dept. of Energy	L2468.01	01-20-21
ANAB	DoD	L2468	01-20-21
ANAB	DOE	L2468.01	01-20-21
ANAB	ISO/IEC 17025	L2468	08-09-21
Arizona	State	AZ0708	08-11-20
Arizona	State Program	AZ0708	08-11-20
Arkansas DEQ	State Program	88-0691	06-17-20
California	State	2897	01-31-20
California	State Program	2897	01-31-20
Colorado	State	CA0004	08-31-20
Colorado	State Program	CA00044	08-31-20
Connecticut	State	PH-0691	06-30-21
Connecticut	State Program	PH-0691	06-30-21
Florida	NELAP	E87570	06-30-20
Florida	NELAP	E87570	06-30-20
Hawaii	State	<cert No.>	01-29-20
Hawaii	State Program	N/A	01-29-20
Illinois	NELAP	200060	03-17-20 *
Illinois	NELAP	200060	03-17-20
Kansas	NELAP	E-10375	10-31-19
Louisiana	NELAP	30612	06-30-20
Maine	State Program	CA0004	04-14-20
Michigan	State	9947	01-29-20
Michigan	State Program	9947	01-31-20
New Hampshire	NELAP	2997	04-20-20
New York	NELAP	11666	04-01-20
Oregon	NELAP	4040	01-29-20
Oregon	NELAP	4040	01-29-20
Pennsylvania	NELAP	68-01272	03-31-20
Pennsylvania	NELAP	68-01272	03-31-20
Texas	NELAP	T104704399	05-31-20
Texas	NELAP	T104704399-19-13	05-31-20
US Fish & Wildlife	Federal	LE148388-0	07-31-20
US Fish & Wildlife	US Federal Programs	58448	07-31-20
USDA	Federal	P330-18-00239	01-17-21
USDA	US Federal Programs	P330-18-00239	07-31-21
USEPA UCMR	Federal	CA00044	12-31-20
Utah	NELAP	CA00044	02-29-20
Vermont	State	VT-4040	04-16-20
Vermont	State Program	VT-4040	04-16-20
Virginia	NELAP	460278	03-14-20
Virginia	NELAP	460278	03-14-20
Washington	State	C581	05-05-20
Washington	State Program	C581	05-05-20
West Virginia (DW)	State	9930C	12-31-19
West Virginia (DW)	State Program	9930C	12-31-19
Wyoming	State Program	8TMS-L	01-28-19 *

* Accreditation/Certification renewal pending - accreditation/certification considered valid.

Accreditation/Certification Summary

Client: SCS Engineers
Project/Site: Burke Site - 25219029.00

Job ID: 320-53651-1

Laboratory: Eurofins TestAmerica, Chicago

The accreditations/certifications listed below are applicable to this report.

Authority	Program	Identification Number	Expiration Date
Wisconsin	State Program	999580010	08-31-20

1

2

3

4

5

6

7

8

9

10

11

12

13

14

15

Method Summary

Client: SCS Engineers
Project/Site: Burke Site - 25219029.00

Job ID: 320-53651-1

Method	Method Description	Protocol	Laboratory
537 (modified)	Fluorinated Alkyl Substances	EPA	TAL SAC
3535	Solid-Phase Extraction (SPE)	SW846	TAL SAC

Protocol References:

EPA = US Environmental Protection Agency

SW846 = "Test Methods For Evaluating Solid Waste, Physical/Chemical Methods", Third Edition, November 1986 And Its Updates.

Laboratory References:

TAL SAC = Eurofins TestAmerica, Sacramento, 880 Riverside Parkway, West Sacramento, CA 95605, TEL (916)373-5600

- 1
- 2
- 3
- 4
- 5
- 6
- 7
- 8
- 9
- 10
- 11
- 12
- 13
- 14
- 15

Sample Summary

Client: SCS Engineers
Project/Site: Burke Site - 25219029.00

Job ID: 320-53651-1

Lab Sample ID	Client Sample ID	Matrix	Collected	Received	Asset ID
320-53651-1	TW-3	Water	08/23/19 09:00	08/24/19 09:25	
320-53651-2	TW-1	Water	08/23/19 11:15	08/24/19 09:25	
320-53651-3	MW-10	Water	08/23/19 12:25	08/24/19 09:25	
320-53651-4	TW-2	Water	08/23/19 13:25	08/24/19 09:25	
320-53651-5	TW-4	Water	08/23/19 14:35	08/24/19 09:25	
320-53651-6	TW-4 Duplicate	Water	08/23/19 14:35	08/24/19 09:25	
320-53651-7	Field Blank	Water	08/23/19 09:00	08/24/19 09:25	
320-53651-8	Equipment Blank	Water	08/23/19 09:00	08/24/19 09:25	

Chain of Custody Record

327840

TestAmerica

THE LEADER IN ENVIRONMENTAL TESTING
 TestAmerica Laboratories, Inc.
 TAL-8210 (0713)

Regulatory Program: DW NPDES RCRA Other:

Project Manager: **Eric Oelker** Site Contact: **Kathy Frederick** Date: **8/23/19** COC No: _____ of _____ COCs
 Lab Contact: **Kathy Frederick** Carrier: _____
 Company Name: **SCS Engineers** Tel/Fax: _____
 Address: **2830 Daisy Pt.**
 City/State/Zip: **Waco, TX 76798**
 Phone: **608-266-7345**
 Fax: _____
 Project Name: **25219029.00**
 Site: **Burke site**
 PO# _____

Sample Identification	Sample Date	Sample Time	Sample Type (C=Comp, G=Grab)	Matrix	# of Cont.	Analysis Turnaround Time		Filtered Sample (Y/N)	Perform MS / MSD (Y/N)	Sampler	For Lab Use Only: Walk-in Client: Lab Sampling: Job / SDG No.:	Sample Specific Notes:
						CALENDAR DAYS	WORKING DAYS					
TW-3	8/23	900		W	2							
TW-1		1115		W	2							
MW-10		1225		W	2							
TW-2		1325		W	2							
TW-4		1435		W	2							
TW-4 Duplicate		1435		W	2							
Field Blank		900		W	2							
Equipment Blank		900		W	2							



Preservation Used: 1= Ice, 2= HCl; 3= H2SO4; 4= HNO3; 5= NaOH; 6= Other _____
 Possible Hazard Identification: _____
 Are any samples from a listed EPA Hazardous Waste? Please List any EPA Waste Codes for the sample in the Comments Section if the lab is to dispose of the sample.

Non-Hazard Flammable Skin Irritant Poison B Unknown
 Return to Client Disposal by Lab Archive for _____ Months

Sample Disposal (A fee may be assessed if samples are retained longer than 1 month)

Relinquished by: _____ Date/Time: _____
 Relinquished by: _____ Date/Time: _____
 Relinquished by: _____ Date/Time: _____

Received by: **Sabrina Ouyang** Date/Time: **8/23/19 16:00**
 Received by: _____ Date/Time: _____
 Received by: _____ Date/Time: _____

Company: **SCS Engineers** Company: **SCS**
 Company: _____ Company: _____

Cooler Temp. (°C): Obs'd: _____ Therm ID No.: **TRISAN**
 Cooler Temp. (°C): _____ Therm ID No.: _____

* 2 1/2 container labels list ID as MW-4
 * 2 1/2 container labels list ID as MW-4 Duplicate



Login Sample Receipt Checklist

Client: SCS Engineers

Job Number: 320-53651-1

Login Number: 53651

List Number: 1

Creator: Rosas, Jaime

List Source: Eurofins TestAmerica, Sacramento

Question	Answer	Comment
Radioactivity wasn't checked or is \leq background as measured by a survey meter.	True	
The cooler's custody seal, if present, is intact.	True	1091697
Sample custody seals, if present, are intact.	N/A	
The cooler or samples do not appear to have been compromised or tampered with.	True	
Samples were received on ice.	True	
Cooler Temperature is acceptable.	True	
Cooler Temperature is recorded.	True	
COC is present.	True	
COC is filled out in ink and legible.	True	
COC is filled out with all pertinent information.	True	
Is the Field Sampler's name present on COC?	False	
There are no discrepancies between the containers received and the COC.	False	Refer to Job Narrative for details.
Samples are received within Holding Time (excluding tests with immediate HTs)	True	
Sample containers have legible labels.	True	
Containers are not broken or leaking.	True	
Sample collection date/times are provided.	True	
Appropriate sample containers are used.	True	
Sample bottles are completely filled.	True	
Sample Preservation Verified.	N/A	
There is sufficient vol. for all requested analyses, incl. any requested MS/MSDs	True	
Containers requiring zero headspace have no headspace or bubble is <math><6\text{mm}</math> (1/4").	True	
Multiphasic samples are not present.	True	
Samples do not require splitting or compositing.	True	
Residual Chlorine Checked.	N/A	

ANALYTICAL REPORT

Eurofins TestAmerica, Sacramento
880 Riverside Parkway
West Sacramento, CA 95605
Tel: (916)373-5600

Laboratory Job ID: 320-59819-1

Client Project/Site: Burke WW Treatment PFAS (25218175)

For:

SCS Engineers
2830 Dairy Dr
Madison, Wisconsin 53718

Attn: Mr. Eric Oelkers



Authorized for release by:
3/30/2020 9:12:23 PM

Sandie Fredrick, Project Manager II
(920)261-1660
sandie.fredrick@testamericainc.com

LINKS

Review your project
results through
TotalAccess

Have a Question?



Visit us at:
www.testamericainc.com

The test results in this report meet all 2003 NELAC and 2009 TNI requirements for accredited parameters, exceptions are noted in this report. This report may not be reproduced except in full, and with written approval from the laboratory. For questions please contact the Project Manager at the e-mail address or telephone number listed on this page.

This report has been electronically signed and authorized by the signatory. Electronic signature is intended to be the legally binding equivalent of a traditionally handwritten signature.

Results relate only to the items tested and the sample(s) as received by the laboratory.



Table of Contents

Cover Page	1
Table of Contents	2
Definitions/Glossary	3
Case Narrative	4
Detection Summary	6
Client Sample Results	9
Isotope Dilution Summary	29
QC Sample Results	31
QC Association Summary	36
Lab Chronicle	37
Certification Summary	39
Method Summary	40
Sample Summary	41
Chain of Custody	42
Receipt Checklists	43

Definitions/Glossary

Client: SCS Engineers
Project/Site: Burke WW Treatment PFAS (25218175)

Job ID: 320-59819-1

Qualifiers

LCMS

Qualifier	Qualifier Description
*1	LCS/LCSD RPD exceeds control limits.
*5	Isotope dilution analyte is outside acceptance limits.
B	Compound was found in the blank and sample.
I	Value is EMPC (estimated maximum possible concentration).
J	Result is less than the RL but greater than or equal to the MDL and the concentration is an approximate value.

Glossary

Abbreviation	These commonly used abbreviations may or may not be present in this report.
α	Listed under the "D" column to designate that the result is reported on a dry weight basis
%R	Percent Recovery
CFL	Contains Free Liquid
CNF	Contains No Free Liquid
DER	Duplicate Error Ratio (normalized absolute difference)
Dil Fac	Dilution Factor
DL	Detection Limit (DoD/DOE)
DL, RA, RE, IN	Indicates a Dilution, Re-analysis, Re-extraction, or additional Initial metals/anion analysis of the sample
DLC	Decision Level Concentration (Radiochemistry)
EDL	Estimated Detection Limit (Dioxin)
LOD	Limit of Detection (DoD/DOE)
LOQ	Limit of Quantitation (DoD/DOE)
MDA	Minimum Detectable Activity (Radiochemistry)
MDC	Minimum Detectable Concentration (Radiochemistry)
MDL	Method Detection Limit
ML	Minimum Level (Dioxin)
NC	Not Calculated
ND	Not Detected at the reporting limit (or MDL or EDL if shown)
PQL	Practical Quantitation Limit
QC	Quality Control
RER	Relative Error Ratio (Radiochemistry)
RL	Reporting Limit or Requested Limit (Radiochemistry)
RPD	Relative Percent Difference, a measure of the relative difference between two points
TEF	Toxicity Equivalent Factor (Dioxin)
TEQ	Toxicity Equivalent Quotient (Dioxin)

Case Narrative

Client: SCS Engineers
Project/Site: Burke WW Treatment PFAS (25218175)

Job ID: 320-59819-1

Job ID: 320-59819-1

Laboratory: Eurofins TestAmerica, Sacramento

Narrative

Job Narrative 320-59819-1

Comments

No additional comments.

Receipt

The samples were received on 3/26/2020 9:05 AM; the samples arrived in good condition, properly preserved and, where required, on ice. The temperature of the cooler at receipt was 0.6° C.

LCMS

Method 537 (modified): Results for samples TW-3 (320-59819-5) were reported from the analysis of a diluted extract due to high concentration and interference of the target analyte in the analysis of the undiluted extract. The dilution factor was applied to the labeled internal standard area counts and these area counts were within acceptance limits

Method 537 (modified): Isotope Dilution Analyte (IDA) recovery is above the method recommended limit for M2-4:2 FTS and M2-6:2 FTS for the following samples: MW-5 (320-59819-1). Quantitation by isotope dilution generally precludes any adverse effect on data quality due to elevated IDA recoveries.

Method 537 (modified): Isotope Dilution Analyte (IDA) recovery is above the method recommended limit for M2-4:2 FTS, M2-6:2 FTS and M2-8:2 FTS for the following samples: TW-3 (320-59819-5), TW-2 (320-59819-7), TW-1 (320-59819-9) and TW-1 Dup (320-59819-10). Quantitation by isotope dilution generally precludes any adverse effect on data quality due to elevated IDA recoveries.

Method 537 (modified): The "1" qualifier means the transition mass ratio for the indicated analyte was outside of the established ratio limits. The qualitative identification of the analyte has some degree of uncertainty. However, analyst judgment was used to positively identify the analyte.

MW-5 (320-59819-1), TG-2 (320-59819-4), TW-4 (320-59819-6), TW-1 (320-59819-9) and TW-1 Dup (320-59819-10)

Method 537 (modified): Isotope Dilution Analyte (IDA) recovery is above the method recommended limit for M2-6:2 FTS and M2-8:2 FTS for the following sample: TW-4 (320-59819-6). Quantitation by isotope dilution generally precludes any adverse effect on data quality due to elevated IDA recoveries.

Method 537 (modified): The RPD of the laboratory control sample (LCS) and laboratory control sample duplicate (LCSD) for preparation batch 320-368093 and analytical batch 320-368331 recovered outside control limits for the following analytes: Perfluoro-n-octadecanoic acid (PFODA).

No additional analytical or quality issues were noted, other than those described above or in the Definitions/Glossary page.

Organic Prep

Method 3535: Insufficient sample volume was available to perform a matrix spike/matrix spike duplicate (MS/MSD) associated with preparation batch 320-368093. 320-368093 Method: 3535 PFC-W

Method 3535: The following samples are light orange prior to extraction: TW-4 (320-59819-6), TW-1 (320-59819-9) and TW-1 Dup (320-59819-10). 320-368093 Method: 3535 PFC-W

Method 3535: The following samples contains floating particulates at the bottom of the bottle prior to extraction: TW-1 (320-59819-9) and TW-1 Dup (320-59819-10). 320-368093 Method: 3535 PFC-W

Method 3535: The following samples contains a thin layer of sediments at the bottom of the bottle prior to extraction: MW-10 (320-59819-8). 320-368093 Method: 3535 PFC-W

Method 3535: During the extraction process, the following samples have non-settleable particulates which clogged the extraction column: MW-10 (320-59819-8). 320-368093 Method: 3535 PFC-W

Case Narrative

Client: SCS Engineers
Project/Site: Burke WW Treatment PFAS (25218175)

Job ID: 320-59819-1

Job ID: 320-59819-1 (Continued)

Laboratory: Eurofins TestAmerica, Sacramento (Continued)

Method 3535: The following sample is light yellow in color after final voluming: TW-3 (320-59819-5). 320-368093 Method: 3535 PFC-W

No additional analytical or quality issues were noted, other than those described above or in the Definitions/Glossary page.

1

2

3

4

5

6

7

8

9

10

11

12

13

14

15

Detection Summary

Client: SCS Engineers
Project/Site: Burke WW Treatment PFAS (25218175)

Job ID: 320-59819-1

Client Sample ID: MW-5

Lab Sample ID: 320-59819-1

Analyte	Result	Qualifier	RL	MDL	Unit	Dil Fac	D	Method	Prep Type
Perfluorobutanoic acid (PFBA)	5.4	B	1.8	0.31	ng/L	1		537 (modified)	Total/NA
Perfluoropentanoic acid (PFPeA)	0.83	J	1.8	0.44	ng/L	1		537 (modified)	Total/NA
Perfluorohexanoic acid (PFHxA)	0.68	J	1.8	0.52	ng/L	1		537 (modified)	Total/NA
Perfluoroheptanoic acid (PFHpA)	0.38	J	1.8	0.22	ng/L	1		537 (modified)	Total/NA
Perfluorononanoic acid (PFNA)	0.25	J	1.8	0.24	ng/L	1		537 (modified)	Total/NA
Perfluorobutanesulfonic acid (PFBS)	0.67	J	1.8	0.18	ng/L	1		537 (modified)	Total/NA
Perfluorohexanesulfonic acid (PFHxS)	1.4	J B	1.8	0.15	ng/L	1		537 (modified)	Total/NA
Perfluorooctanesulfonic acid (PFOS)	1.5	J I	1.8	0.48	ng/L	1		537 (modified)	Total/NA

Client Sample ID: Field Blank

Lab Sample ID: 320-59819-2

Analyte	Result	Qualifier	RL	MDL	Unit	Dil Fac	D	Method	Prep Type
Perfluorohexanesulfonic acid (PFHxS)	0.24	J B	1.9	0.16	ng/L	1		537 (modified)	Total/NA

Client Sample ID: Equipment Blank

Lab Sample ID: 320-59819-3

Analyte	Result	Qualifier	RL	MDL	Unit	Dil Fac	D	Method	Prep Type
Perfluorobutanoic acid (PFBA)	1.2	J B	1.8	0.31	ng/L	1		537 (modified)	Total/NA
Perfluorohexanesulfonic acid (PFHxS)	0.29	J B	1.8	0.15	ng/L	1		537 (modified)	Total/NA

Client Sample ID: TG-2

Lab Sample ID: 320-59819-4

Analyte	Result	Qualifier	RL	MDL	Unit	Dil Fac	D	Method	Prep Type
Perfluorobutanoic acid (PFBA)	11	B	1.8	0.31	ng/L	1		537 (modified)	Total/NA
Perfluoropentanoic acid (PFPeA)	0.99	J	1.8	0.44	ng/L	1		537 (modified)	Total/NA
Perfluorohexanoic acid (PFHxA)	1.2	J	1.8	0.52	ng/L	1		537 (modified)	Total/NA
Perfluoroheptanoic acid (PFHpA)	0.71	J	1.8	0.22	ng/L	1		537 (modified)	Total/NA
Perfluorooctanoic acid (PFOA)	5.9		1.8	0.76	ng/L	1		537 (modified)	Total/NA
Perfluorobutanesulfonic acid (PFBS)	2.2		1.8	0.18	ng/L	1		537 (modified)	Total/NA
Perfluoropentanesulfonic acid (PFPeS)	1.5	J	1.8	0.27	ng/L	1		537 (modified)	Total/NA
Perfluorohexanesulfonic acid (PFHxS)	5.9	B	1.8	0.15	ng/L	1		537 (modified)	Total/NA
Perfluoroheptanesulfonic Acid (PFHpS)	0.32	J	1.8	0.17	ng/L	1		537 (modified)	Total/NA
Perfluorooctanesulfonic acid (PFOS)	4.9	I	1.8	0.48	ng/L	1		537 (modified)	Total/NA
Ammonium Perfluorooctanoate (APFO)	6.2		1.9	0.79	ng/L	1		537 (modified)	Total/NA

Client Sample ID: TW-3

Lab Sample ID: 320-59819-5

Analyte	Result	Qualifier	RL	MDL	Unit	Dil Fac	D	Method	Prep Type
Perfluorobutanoic acid (PFBA)	21	B	19	3.3	ng/L	10		537 (modified)	Total/NA
Perfluorobutanesulfonic acid (PFBS)	2.0	J	19	1.9	ng/L	10		537 (modified)	Total/NA
Perfluorohexanesulfonic acid (PFHxS)	6.2	J B	19	1.6	ng/L	10		537 (modified)	Total/NA

Client Sample ID: TW-4

Lab Sample ID: 320-59819-6

Analyte	Result	Qualifier	RL	MDL	Unit	Dil Fac	D	Method	Prep Type
Perfluorobutanoic acid (PFBA)	28	B	1.8	0.31	ng/L	1		537 (modified)	Total/NA
Perfluoropentanoic acid (PFPeA)	1.9		1.8	0.44	ng/L	1		537 (modified)	Total/NA
Perfluorohexanoic acid (PFHxA)	1.7	J	1.8	0.52	ng/L	1		537 (modified)	Total/NA
Perfluoroheptanoic acid (PFHpA)	2.1		1.8	0.22	ng/L	1		537 (modified)	Total/NA
Perfluorooctanoic acid (PFOA)	19		1.8	0.76	ng/L	1		537 (modified)	Total/NA
Perfluorononanoic acid (PFNA)	2.3		1.8	0.24	ng/L	1		537 (modified)	Total/NA

This Detection Summary does not include radiochemical test results.

Eurofins TestAmerica, Sacramento

Detection Summary

Client: SCS Engineers
 Project/Site: Burke WW Treatment PFAS (25218175)

Job ID: 320-59819-1

Client Sample ID: TW-4 (Continued)

Lab Sample ID: 320-59819-6

Analyte	Result	Qualifier	RL	MDL	Unit	Dil Fac	D	Method	Prep Type
Perfluorobutanesulfonic acid (PFBS)	2.9		1.8	0.18	ng/L	1		537 (modified)	Total/NA
Perfluoropentanesulfonic acid (PFPeS)	1.1	J	1.8	0.27	ng/L	1		537 (modified)	Total/NA
Perfluorohexanesulfonic acid (PFHxS)	6.4	B	1.8	0.15	ng/L	1		537 (modified)	Total/NA
Perfluoroheptanesulfonic Acid (PFHpS)	1.5	J	1.8	0.17	ng/L	1		537 (modified)	Total/NA
Perfluorooctanesulfonic acid (PFOS)	15	I	1.8	0.48	ng/L	1		537 (modified)	Total/NA
Ammonium Perfluorooctanoate (APFO)	19		1.9	0.79	ng/L	1		537 (modified)	Total/NA

Client Sample ID: TW-2

Lab Sample ID: 320-59819-7

Analyte	Result	Qualifier	RL	MDL	Unit	Dil Fac	D	Method	Prep Type
Perfluorobutanoic acid (PFBA)	36	B	1.8	0.32	ng/L	1		537 (modified)	Total/NA
Perfluorooctanoic acid (PFOA)	2.2		1.8	0.77	ng/L	1		537 (modified)	Total/NA
Perfluorobutanesulfonic acid (PFBS)	1.8		1.8	0.18	ng/L	1		537 (modified)	Total/NA
Perfluorohexanesulfonic acid (PFHxS)	1.4	J B	1.8	0.15	ng/L	1		537 (modified)	Total/NA
Perfluorooctanesulfonic acid (PFOS)	4.8		1.8	0.49	ng/L	1		537 (modified)	Total/NA
Ammonium Perfluorooctanoate (APFO)	2.3		1.9	0.80	ng/L	1		537 (modified)	Total/NA

Client Sample ID: MW-10

Lab Sample ID: 320-59819-8

Analyte	Result	Qualifier	RL	MDL	Unit	Dil Fac	D	Method	Prep Type
Perfluorobutanoic acid (PFBA)	21	B	1.8	0.32	ng/L	1		537 (modified)	Total/NA
Perfluoropentanoic acid (PFPeA)	2.7		1.8	0.44	ng/L	1		537 (modified)	Total/NA
Perfluorohexanoic acid (PFHxA)	3.3		1.8	0.53	ng/L	1		537 (modified)	Total/NA
Perfluoroheptanoic acid (PFHpA)	1.1	J	1.8	0.23	ng/L	1		537 (modified)	Total/NA
Perfluorooctanoic acid (PFOA)	1.9		1.8	0.77	ng/L	1		537 (modified)	Total/NA
Perfluorobutanesulfonic acid (PFBS)	2.0		1.8	0.18	ng/L	1		537 (modified)	Total/NA
Perfluoropentanesulfonic acid (PFPeS)	0.56	J	1.8	0.27	ng/L	1		537 (modified)	Total/NA
Perfluorohexanesulfonic acid (PFHxS)	2.6	B	1.8	0.15	ng/L	1		537 (modified)	Total/NA
Perfluorooctanesulfonic acid (PFOS)	6.2		1.8	0.49	ng/L	1		537 (modified)	Total/NA
Ammonium Perfluorooctanoate (APFO)	2.0		1.9	0.80	ng/L	1		537 (modified)	Total/NA

Client Sample ID: TW-1

Lab Sample ID: 320-59819-9

Analyte	Result	Qualifier	RL	MDL	Unit	Dil Fac	D	Method	Prep Type
Perfluorobutanoic acid (PFBA)	6.5	B	1.8	0.32	ng/L	1		537 (modified)	Total/NA
Perfluoropentanoic acid (PFPeA)	1.4	J	1.8	0.44	ng/L	1		537 (modified)	Total/NA
Perfluorohexanoic acid (PFHxA)	2.6		1.8	0.52	ng/L	1		537 (modified)	Total/NA
Perfluoroheptanoic acid (PFHpA)	1.5	J	1.8	0.23	ng/L	1		537 (modified)	Total/NA
Perfluorooctanoic acid (PFOA)	12		1.8	0.77	ng/L	1		537 (modified)	Total/NA
Perfluorononanoic acid (PFNA)	0.42	J	1.8	0.24	ng/L	1		537 (modified)	Total/NA
Perfluorobutanesulfonic acid (PFBS)	1.6	J	1.8	0.18	ng/L	1		537 (modified)	Total/NA
Perfluoropentanesulfonic acid (PFPeS)	0.75	J	1.8	0.27	ng/L	1		537 (modified)	Total/NA
Perfluorohexanesulfonic acid (PFHxS)	31	B	1.8	0.15	ng/L	1		537 (modified)	Total/NA
Perfluorooctanesulfonic acid (PFOS)	11	I	1.8	0.49	ng/L	1		537 (modified)	Total/NA
Perfluorooctanesulfonamide (FOSA)	0.45	J	1.8	0.32	ng/L	1		537 (modified)	Total/NA
Ammonium Perfluorooctanoate (APFO)	13		1.9	0.79	ng/L	1		537 (modified)	Total/NA

This Detection Summary does not include radiochemical test results.

Eurofins TestAmerica, Sacramento

Detection Summary

Client: SCS Engineers
 Project/Site: Burke WW Treatment PFAS (25218175)

Job ID: 320-59819-1

Client Sample ID: TW-1 Dup

Lab Sample ID: 320-59819-10

Analyte	Result	Qualifier	RL	MDL	Unit	Dil Fac	D	Method	Prep Type
Perfluorobutanoic acid (PFBA)	6.5	B	1.8	0.32	ng/L	1		537 (modified)	Total/NA
Perfluoropentanoic acid (PFPeA)	1.8		1.8	0.45	ng/L	1		537 (modified)	Total/NA
Perfluorohexanoic acid (PFHxA)	2.5		1.8	0.53	ng/L	1		537 (modified)	Total/NA
Perfluoroheptanoic acid (PFHpA)	1.4	J	1.8	0.23	ng/L	1		537 (modified)	Total/NA
Perfluorooctanoic acid (PFOA)	13		1.8	0.78	ng/L	1		537 (modified)	Total/NA
Perfluorononanoic acid (PFNA)	0.57	J	1.8	0.25	ng/L	1		537 (modified)	Total/NA
Perfluorobutanesulfonic acid (PFBS)	1.4	J	1.8	0.18	ng/L	1		537 (modified)	Total/NA
Perfluoropentanesulfonic acid (PFPeS)	1.1	J	1.8	0.28	ng/L	1		537 (modified)	Total/NA
Perfluorohexanesulfonic acid (PFHxS)	32	B	1.8	0.16	ng/L	1		537 (modified)	Total/NA
Perfluorooctanesulfonic acid (PFOS)	11	I	1.8	0.50	ng/L	1		537 (modified)	Total/NA
Perfluorooctanesulfonamide (FOSA)	0.34	J	1.8	0.32	ng/L	1		537 (modified)	Total/NA
Ammonium Perfluorooctanoate (APFO)	14		1.9	0.81	ng/L	1		537 (modified)	Total/NA

This Detection Summary does not include radiochemical test results.

Eurofins TestAmerica, Sacramento



Client Sample Results

Client: SCS Engineers
 Project/Site: Burke WW Treatment PFAS (25218175)

Job ID: 320-59819-1

Client Sample ID: MW-5
Date Collected: 03/25/20 10:00
Date Received: 03/26/20 09:05

Lab Sample ID: 320-59819-1
Matrix: Water

Method: 537 (modified) - Fluorinated Alkyl Substances

Analyte	Result	Qualifier	RL	MDL	Unit	D	Prepared	Analyzed	Dil Fac
Perfluorobutanoic acid (PFBA)	5.4	B	1.8	0.31	ng/L		03/27/20 04:39	03/28/20 00:13	1
Perfluoropentanoic acid (PFPeA)	0.83	J	1.8	0.44	ng/L		03/27/20 04:39	03/28/20 00:13	1
Perfluorohexanoic acid (PFHxA)	0.68	J	1.8	0.52	ng/L		03/27/20 04:39	03/28/20 00:13	1
Perfluoroheptanoic acid (PFHpA)	0.38	J	1.8	0.22	ng/L		03/27/20 04:39	03/28/20 00:13	1
Perfluorooctanoic acid (PFOA)	<0.76		1.8	0.76	ng/L		03/27/20 04:39	03/28/20 00:13	1
Perfluorononanoic acid (PFNA)	0.25	J	1.8	0.24	ng/L		03/27/20 04:39	03/28/20 00:13	1
Perfluorodecanoic acid (PFDA)	<0.28		1.8	0.28	ng/L		03/27/20 04:39	03/28/20 00:13	1
Perfluoroundecanoic acid (PFUnA)	<0.98		1.8	0.98	ng/L		03/27/20 04:39	03/28/20 00:13	1
Perfluorododecanoic acid (PFDoA)	<0.49		1.8	0.49	ng/L		03/27/20 04:39	03/28/20 00:13	1
Perfluorotridecanoic acid (PFTriA)	<1.2		1.8	1.2	ng/L		03/27/20 04:39	03/28/20 00:13	1
Perfluorotetradecanoic acid (PFTeA)	<0.26		1.8	0.26	ng/L		03/27/20 04:39	03/28/20 00:13	1
Perfluoro-n-hexadecanoic acid (PFHxDA)	<0.79		1.8	0.79	ng/L		03/27/20 04:39	03/28/20 00:13	1
Perfluorobutanesulfonic acid (PFBS)	0.67	J	1.8	0.18	ng/L		03/27/20 04:39	03/28/20 00:13	1
Perfluoro-n-octadecanoic acid (PFODA)	<0.41	*1	1.8	0.41	ng/L		03/27/20 04:39	03/28/20 00:13	1
Perfluoropentanesulfonic acid (PFPeS)	<0.27		1.8	0.27	ng/L		03/27/20 04:39	03/28/20 00:13	1
Perfluorohexanesulfonic acid (PFHxS)	1.4	J B	1.8	0.15	ng/L		03/27/20 04:39	03/28/20 00:13	1
Perfluoroheptanesulfonic Acid (PFHpS)	<0.17		1.8	0.17	ng/L		03/27/20 04:39	03/28/20 00:13	1
Perfluorooctanesulfonic acid (PFOS)	1.5	J I	1.8	0.48	ng/L		03/27/20 04:39	03/28/20 00:13	1
Perfluorononanesulfonic acid (PFNS)	<0.14		1.8	0.14	ng/L		03/27/20 04:39	03/28/20 00:13	1
Perfluorodecanesulfonic acid (PFDS)	<0.29		1.8	0.29	ng/L		03/27/20 04:39	03/28/20 00:13	1
Perfluorooctanesulfonamide (FOSA)	<0.31		1.8	0.31	ng/L		03/27/20 04:39	03/28/20 00:13	1
N-methylperfluorooctanesulfonamidoacetic acid (NMeFOSAA)	<2.8		18	2.8	ng/L		03/27/20 04:39	03/28/20 00:13	1
N-ethylperfluorooctanesulfonamidoacetic acid (NEtFOSAA)	<1.7		18	1.7	ng/L		03/27/20 04:39	03/28/20 00:13	1
4:2 FTS	<4.6		18	4.6	ng/L		03/27/20 04:39	03/28/20 00:13	1
6:2 FTS	<1.8		18	1.8	ng/L		03/27/20 04:39	03/28/20 00:13	1
8:2 FTS	<1.8		18	1.8	ng/L		03/27/20 04:39	03/28/20 00:13	1
10:2 FTS	<0.17		1.8	0.17	ng/L		03/27/20 04:39	03/28/20 00:13	1
NEtFOSA	<0.78		1.8	0.78	ng/L		03/27/20 04:39	03/28/20 00:13	1
NMeFOSA	<0.38		1.8	0.38	ng/L		03/27/20 04:39	03/28/20 00:13	1
Perfluorododecanesulfonic acid (PFDoS)	<0.40		1.8	0.40	ng/L		03/27/20 04:39	03/28/20 00:13	1
NMeFOSE	<1.2		3.6	1.2	ng/L		03/27/20 04:39	03/28/20 00:13	1
NEtFOSE	<0.76		1.8	0.76	ng/L		03/27/20 04:39	03/28/20 00:13	1
ADONA	<0.17		1.9	0.17	ng/L		03/27/20 04:39	03/28/20 00:13	1
F-53B Major	<0.21		1.8	0.21	ng/L		03/27/20 04:39	03/28/20 00:13	1
HFPO-DA (GenX)	<1.3		3.6	1.3	ng/L		03/27/20 04:39	03/28/20 00:13	1
F-53B Minor	<0.29		1.8	0.29	ng/L		03/27/20 04:39	03/28/20 00:13	1
NaDONA	<0.17		1.9	0.17	ng/L		03/27/20 04:39	03/28/20 00:13	1
DONA	<0.16		1.8	0.16	ng/L		03/27/20 04:39	03/28/20 00:13	1
Ammonium Perfluorooctanoate (APFO)	<0.78		1.9	0.78	ng/L		03/27/20 04:39	03/28/20 00:13	1

Isotope Dilution	%Recovery	Qualifier	Limits	Prepared	Analyzed	Dil Fac
¹³ C4 PFBA	69		25 - 150	03/27/20 04:39	03/28/20 00:13	1

Eurofins TestAmerica, Sacramento

Client Sample Results

Client: SCS Engineers
 Project/Site: Burke WW Treatment PFAS (25218175)

Job ID: 320-59819-1

Client Sample ID: MW-5
Date Collected: 03/25/20 10:00
Date Received: 03/26/20 09:05

Lab Sample ID: 320-59819-1
Matrix: Water

Method: 537 (modified) - Fluorinated Alkyl Substances (Continued)

<i>Isotope Dilution</i>	<i>%Recovery</i>	<i>Qualifier</i>	<i>Limits</i>	<i>Prepared</i>	<i>Analyzed</i>	<i>Dil Fac</i>
13C5 PFPeA	75		25 - 150	03/27/20 04:39	03/28/20 00:13	1
13C2 PFHxA	98		25 - 150	03/27/20 04:39	03/28/20 00:13	1
13C4 PFHpA	93		25 - 150	03/27/20 04:39	03/28/20 00:13	1
13C4 PFOA	97		25 - 150	03/27/20 04:39	03/28/20 00:13	1
13C5 PFNA	105		25 - 150	03/27/20 04:39	03/28/20 00:13	1
13C2 PFDA	114		25 - 150	03/27/20 04:39	03/28/20 00:13	1
13C2 PFHxDA	88		25 - 150	03/27/20 04:39	03/28/20 00:13	1
13C2 PFUnA	113		25 - 150	03/27/20 04:39	03/28/20 00:13	1
13C2 PFDaA	110		25 - 150	03/27/20 04:39	03/28/20 00:13	1
13C2 PFTeDA	110		25 - 150	03/27/20 04:39	03/28/20 00:13	1
13C3 PFBS	102		25 - 150	03/27/20 04:39	03/28/20 00:13	1
18O2 PFHxS	101		25 - 150	03/27/20 04:39	03/28/20 00:13	1
13C4 PFOS	104		25 - 150	03/27/20 04:39	03/28/20 00:13	1
13C8 FOSA	105		25 - 150	03/27/20 04:39	03/28/20 00:13	1
d3-NMeFOSAA	96		25 - 150	03/27/20 04:39	03/28/20 00:13	1
d5-NEtFOSAA	103		25 - 150	03/27/20 04:39	03/28/20 00:13	1
M2-6:2 FTS	154	*5	25 - 150	03/27/20 04:39	03/28/20 00:13	1
M2-8:2 FTS	150		25 - 150	03/27/20 04:39	03/28/20 00:13	1
M2-4:2 FTS	155	*5	25 - 150	03/27/20 04:39	03/28/20 00:13	1
d-N-MeFOSA-M	58		20 - 150	03/27/20 04:39	03/28/20 00:13	1
d-N-EtFOSA-M	53		20 - 150	03/27/20 04:39	03/28/20 00:13	1
d7-N-MeFOSE-M	39		10 - 120	03/27/20 04:39	03/28/20 00:13	1
d9-N-EtFOSE-M	38		10 - 120	03/27/20 04:39	03/28/20 00:13	1
13C3 HFPO-DA	89		25 - 150	03/27/20 04:39	03/28/20 00:13	1

Client Sample Results

Client: SCS Engineers
Project/Site: Burke WW Treatment PFAS (25218175)

Job ID: 320-59819-1

Client Sample ID: Field Blank

Lab Sample ID: 320-59819-2

Date Collected: 03/25/20 09:40

Matrix: Water

Date Received: 03/26/20 09:05

Method: 537 (modified) - Fluorinated Alkyl Substances

Analyte	Result	Qualifier	RL	MDL	Unit	D	Prepared	Analyzed	Dil Fac
Perfluorobutanoic acid (PFBA)	<0.34		1.9	0.34	ng/L		03/27/20 04:39	03/28/20 00:23	1
Perfluoropentanoic acid (PFPeA)	<0.47		1.9	0.47	ng/L		03/27/20 04:39	03/28/20 00:23	1
Perfluorohexanoic acid (PFHxA)	<0.56		1.9	0.56	ng/L		03/27/20 04:39	03/28/20 00:23	1
Perfluoroheptanoic acid (PFHpA)	<0.24		1.9	0.24	ng/L		03/27/20 04:39	03/28/20 00:23	1
Perfluorooctanoic acid (PFOA)	<0.82		1.9	0.82	ng/L		03/27/20 04:39	03/28/20 00:23	1
Perfluorononanoic acid (PFNA)	<0.26		1.9	0.26	ng/L		03/27/20 04:39	03/28/20 00:23	1
Perfluorodecanoic acid (PFDA)	<0.30		1.9	0.30	ng/L		03/27/20 04:39	03/28/20 00:23	1
Perfluoroundecanoic acid (PFUnA)	<1.1		1.9	1.1	ng/L		03/27/20 04:39	03/28/20 00:23	1
Perfluorododecanoic acid (PFDoA)	<0.53		1.9	0.53	ng/L		03/27/20 04:39	03/28/20 00:23	1
Perfluorotridecanoic acid (PFTriA)	<1.3		1.9	1.3	ng/L		03/27/20 04:39	03/28/20 00:23	1
Perfluorotetradecanoic acid (PFTeA)	<0.28		1.9	0.28	ng/L		03/27/20 04:39	03/28/20 00:23	1
Perfluoro-n-hexadecanoic acid (PFHxDA)	<0.86		1.9	0.86	ng/L		03/27/20 04:39	03/28/20 00:23	1
Perfluorobutanesulfonic acid (PFBS)	<0.19		1.9	0.19	ng/L		03/27/20 04:39	03/28/20 00:23	1
Perfluoro-n-octadecanoic acid (PFODA)	<0.45	*1	1.9	0.45	ng/L		03/27/20 04:39	03/28/20 00:23	1
Perfluoropentanesulfonic acid (PFPeS)	<0.29		1.9	0.29	ng/L		03/27/20 04:39	03/28/20 00:23	1
Perfluorohexanesulfonic acid (PFHxS)	0.24	J B	1.9	0.16	ng/L		03/27/20 04:39	03/28/20 00:23	1
Perfluoroheptanesulfonic Acid (PFHpS)	<0.18		1.9	0.18	ng/L		03/27/20 04:39	03/28/20 00:23	1
Perfluorooctanesulfonic acid (PFOS)	<0.52		1.9	0.52	ng/L		03/27/20 04:39	03/28/20 00:23	1
Perfluorononanesulfonic acid (PFNS)	<0.16		1.9	0.16	ng/L		03/27/20 04:39	03/28/20 00:23	1
Perfluorodecanesulfonic acid (PFDS)	<0.31		1.9	0.31	ng/L		03/27/20 04:39	03/28/20 00:23	1
Perfluorooctanesulfonamide (FOSA)	<0.34		1.9	0.34	ng/L		03/27/20 04:39	03/28/20 00:23	1
N-methylperfluorooctanesulfonamidoacetic acid (NMeFOSAA)	<3.0		19	3.0	ng/L		03/27/20 04:39	03/28/20 00:23	1
N-ethylperfluorooctanesulfonamidoacetic acid (NEtFOSAA)	<1.8		19	1.8	ng/L		03/27/20 04:39	03/28/20 00:23	1
4:2 FTS	<5.0		19	5.0	ng/L		03/27/20 04:39	03/28/20 00:23	1
6:2 FTS	<1.9		19	1.9	ng/L		03/27/20 04:39	03/28/20 00:23	1
8:2 FTS	<1.9		19	1.9	ng/L		03/27/20 04:39	03/28/20 00:23	1
10:2 FTS	<0.18		1.9	0.18	ng/L		03/27/20 04:39	03/28/20 00:23	1
NEtFOSA	<0.84		1.9	0.84	ng/L		03/27/20 04:39	03/28/20 00:23	1
NMeFOSA	<0.42		1.9	0.42	ng/L		03/27/20 04:39	03/28/20 00:23	1
Perfluorododecanesulfonic acid (PFDoS)	<0.44		1.9	0.44	ng/L		03/27/20 04:39	03/28/20 00:23	1
NMeFOSE	<1.4		3.9	1.4	ng/L		03/27/20 04:39	03/28/20 00:23	1
NEtFOSE	<0.82		1.9	0.82	ng/L		03/27/20 04:39	03/28/20 00:23	1
ADONA	<0.18		2.0	0.18	ng/L		03/27/20 04:39	03/28/20 00:23	1
F-53B Major	<0.23		1.9	0.23	ng/L		03/27/20 04:39	03/28/20 00:23	1
HFPO-DA (GenX)	<1.5		3.9	1.5	ng/L		03/27/20 04:39	03/28/20 00:23	1
F-53B Minor	<0.31		1.9	0.31	ng/L		03/27/20 04:39	03/28/20 00:23	1
NaDONA	<0.18		2.0	0.18	ng/L		03/27/20 04:39	03/28/20 00:23	1
DONA	<0.17		1.9	0.17	ng/L		03/27/20 04:39	03/28/20 00:23	1
Ammonium Perfluorooctanoate (APFO)	<0.85		2.0	0.85	ng/L		03/27/20 04:39	03/28/20 00:23	1

Isotope Dilution	%Recovery	Qualifier	Limits	Prepared	Analyzed	Dil Fac
¹³ C4 PFBA	85		25 - 150	03/27/20 04:39	03/28/20 00:23	1
¹³ C5 PFPeA	82		25 - 150	03/27/20 04:39	03/28/20 00:23	1

Eurofins TestAmerica, Sacramento

Client Sample Results

Client: SCS Engineers
 Project/Site: Burke WW Treatment PFAS (25218175)

Job ID: 320-59819-1

Client Sample ID: Field Blank

Lab Sample ID: 320-59819-2

Date Collected: 03/25/20 09:40

Matrix: Water

Date Received: 03/26/20 09:05

Method: 537 (modified) - Fluorinated Alkyl Substances (Continued)

<i>Isotope Dilution</i>	<i>%Recovery</i>	<i>Qualifier</i>	<i>Limits</i>	<i>Prepared</i>	<i>Analyzed</i>	<i>Dil Fac</i>
13C2 PFHxA	86		25 - 150	03/27/20 04:39	03/28/20 00:23	1
13C4 PFHpA	85		25 - 150	03/27/20 04:39	03/28/20 00:23	1
13C4 PFOA	82		25 - 150	03/27/20 04:39	03/28/20 00:23	1
13C5 PFNA	87		25 - 150	03/27/20 04:39	03/28/20 00:23	1
13C2 PFDA	94		25 - 150	03/27/20 04:39	03/28/20 00:23	1
13C2 PFHxDA	83		25 - 150	03/27/20 04:39	03/28/20 00:23	1
13C2 PFUnA	92		25 - 150	03/27/20 04:39	03/28/20 00:23	1
13C2 PFDoA	90		25 - 150	03/27/20 04:39	03/28/20 00:23	1
13C2 PFTeDA	91		25 - 150	03/27/20 04:39	03/28/20 00:23	1
13C3 PFBS	87		25 - 150	03/27/20 04:39	03/28/20 00:23	1
18O2 PFHxS	88		25 - 150	03/27/20 04:39	03/28/20 00:23	1
13C4 PFOS	85		25 - 150	03/27/20 04:39	03/28/20 00:23	1
13C8 FOSA	90		25 - 150	03/27/20 04:39	03/28/20 00:23	1
d3-NMeFOSAA	74		25 - 150	03/27/20 04:39	03/28/20 00:23	1
d5-NEtFOSAA	77		25 - 150	03/27/20 04:39	03/28/20 00:23	1
M2-6:2 FTS	82		25 - 150	03/27/20 04:39	03/28/20 00:23	1
M2-8:2 FTS	87		25 - 150	03/27/20 04:39	03/28/20 00:23	1
M2-4:2 FTS	72		25 - 150	03/27/20 04:39	03/28/20 00:23	1
d-N-MeFOSA-M	60		20 - 150	03/27/20 04:39	03/28/20 00:23	1
d-N-EtFOSA-M	42		20 - 150	03/27/20 04:39	03/28/20 00:23	1
d7-N-MeFOSE-M	27		10 - 120	03/27/20 04:39	03/28/20 00:23	1
d9-N-EtFOSE-M	22		10 - 120	03/27/20 04:39	03/28/20 00:23	1
13C3 HFPO-DA	84		25 - 150	03/27/20 04:39	03/28/20 00:23	1

Client Sample Results

Client: SCS Engineers
Project/Site: Burke WW Treatment PFAS (25218175)

Job ID: 320-59819-1

Client Sample ID: Equipment Blank

Lab Sample ID: 320-59819-3

Date Collected: 03/25/20 10:10

Matrix: Water

Date Received: 03/26/20 09:05

Method: 537 (modified) - Fluorinated Alkyl Substances

Analyte	Result	Qualifier	RL	MDL	Unit	D	Prepared	Analyzed	Dil Fac
Perfluorobutanoic acid (PFBA)	1.2	J B	1.8	0.31	ng/L		03/27/20 04:39	03/28/20 00:33	1
Perfluoropentanoic acid (PFPeA)	<0.44		1.8	0.44	ng/L		03/27/20 04:39	03/28/20 00:33	1
Perfluorohexanoic acid (PFHxA)	<0.52		1.8	0.52	ng/L		03/27/20 04:39	03/28/20 00:33	1
Perfluoroheptanoic acid (PFHpA)	<0.22		1.8	0.22	ng/L		03/27/20 04:39	03/28/20 00:33	1
Perfluorooctanoic acid (PFOA)	<0.76		1.8	0.76	ng/L		03/27/20 04:39	03/28/20 00:33	1
Perfluorononanoic acid (PFNA)	<0.24		1.8	0.24	ng/L		03/27/20 04:39	03/28/20 00:33	1
Perfluorodecanoic acid (PFDA)	<0.28		1.8	0.28	ng/L		03/27/20 04:39	03/28/20 00:33	1
Perfluoroundecanoic acid (PFUnA)	<0.98		1.8	0.98	ng/L		03/27/20 04:39	03/28/20 00:33	1
Perfluorododecanoic acid (PFDoA)	<0.49		1.8	0.49	ng/L		03/27/20 04:39	03/28/20 00:33	1
Perfluorotridecanoic acid (PFTriA)	<1.2		1.8	1.2	ng/L		03/27/20 04:39	03/28/20 00:33	1
Perfluorotetradecanoic acid (PFTeA)	<0.26		1.8	0.26	ng/L		03/27/20 04:39	03/28/20 00:33	1
Perfluoro-n-hexadecanoic acid (PFHxDA)	<0.79		1.8	0.79	ng/L		03/27/20 04:39	03/28/20 00:33	1
Perfluorobutanesulfonic acid (PFBS)	<0.18		1.8	0.18	ng/L		03/27/20 04:39	03/28/20 00:33	1
Perfluoro-n-octadecanoic acid (PFODA)	<0.41	*1	1.8	0.41	ng/L		03/27/20 04:39	03/28/20 00:33	1
Perfluoropentanesulfonic acid (PFPeS)	<0.27		1.8	0.27	ng/L		03/27/20 04:39	03/28/20 00:33	1
Perfluorohexanesulfonic acid (PFHxS)	0.29	J B	1.8	0.15	ng/L		03/27/20 04:39	03/28/20 00:33	1
Perfluoroheptanesulfonic Acid (PFHpS)	<0.17		1.8	0.17	ng/L		03/27/20 04:39	03/28/20 00:33	1
Perfluorooctanesulfonic acid (PFOS)	<0.48		1.8	0.48	ng/L		03/27/20 04:39	03/28/20 00:33	1
Perfluorononanesulfonic acid (PFNS)	<0.14		1.8	0.14	ng/L		03/27/20 04:39	03/28/20 00:33	1
Perfluorodecanesulfonic acid (PFDS)	<0.29		1.8	0.29	ng/L		03/27/20 04:39	03/28/20 00:33	1
Perfluorooctanesulfonamide (FOSA)	<0.31		1.8	0.31	ng/L		03/27/20 04:39	03/28/20 00:33	1
N-methylperfluorooctanesulfonamidoacetic acid (NMeFOSAA)	<2.8		18	2.8	ng/L		03/27/20 04:39	03/28/20 00:33	1
N-ethylperfluorooctanesulfonamidoacetic acid (NEtFOSAA)	<1.7		18	1.7	ng/L		03/27/20 04:39	03/28/20 00:33	1
4:2 FTS	<4.6		18	4.6	ng/L		03/27/20 04:39	03/28/20 00:33	1
6:2 FTS	<1.8		18	1.8	ng/L		03/27/20 04:39	03/28/20 00:33	1
8:2 FTS	<1.8		18	1.8	ng/L		03/27/20 04:39	03/28/20 00:33	1
10:2 FTS	<0.17		1.8	0.17	ng/L		03/27/20 04:39	03/28/20 00:33	1
NEtFOSA	<0.78		1.8	0.78	ng/L		03/27/20 04:39	03/28/20 00:33	1
NMeFOSA	<0.38		1.8	0.38	ng/L		03/27/20 04:39	03/28/20 00:33	1
Perfluorododecanesulfonic acid (PFDoS)	<0.40		1.8	0.40	ng/L		03/27/20 04:39	03/28/20 00:33	1
NMeFOSE	<1.2		3.6	1.2	ng/L		03/27/20 04:39	03/28/20 00:33	1
NEtFOSE	<0.76		1.8	0.76	ng/L		03/27/20 04:39	03/28/20 00:33	1
ADONA	<0.17		1.9	0.17	ng/L		03/27/20 04:39	03/28/20 00:33	1
F-53B Major	<0.21		1.8	0.21	ng/L		03/27/20 04:39	03/28/20 00:33	1
HFPO-DA (GenX)	<1.3		3.6	1.3	ng/L		03/27/20 04:39	03/28/20 00:33	1
F-53B Minor	<0.29		1.8	0.29	ng/L		03/27/20 04:39	03/28/20 00:33	1
NaDONA	<0.17		1.9	0.17	ng/L		03/27/20 04:39	03/28/20 00:33	1
DONA	<0.16		1.8	0.16	ng/L		03/27/20 04:39	03/28/20 00:33	1
Ammonium Perfluorooctanoate (APFO)	<0.78		1.9	0.78	ng/L		03/27/20 04:39	03/28/20 00:33	1

Isotope Dilution	%Recovery	Qualifier	Limits	Prepared	Analyzed	Dil Fac
13C4 PFBA	99		25 - 150	03/27/20 04:39	03/28/20 00:33	1
13C5 PFPeA	96		25 - 150	03/27/20 04:39	03/28/20 00:33	1

Eurofins TestAmerica, Sacramento

Client Sample Results

Client: SCS Engineers
 Project/Site: Burke WW Treatment PFAS (25218175)

Job ID: 320-59819-1

Client Sample ID: Equipment Blank

Lab Sample ID: 320-59819-3

Date Collected: 03/25/20 10:10

Matrix: Water

Date Received: 03/26/20 09:05

Method: 537 (modified) - Fluorinated Alkyl Substances (Continued)

<i>Isotope Dilution</i>	<i>%Recovery</i>	<i>Qualifier</i>	<i>Limits</i>	<i>Prepared</i>	<i>Analyzed</i>	<i>Dil Fac</i>
13C2 PFHxA	99		25 - 150	03/27/20 04:39	03/28/20 00:33	1
13C4 PFHpA	98		25 - 150	03/27/20 04:39	03/28/20 00:33	1
13C4 PFOA	95		25 - 150	03/27/20 04:39	03/28/20 00:33	1
13C5 PFNA	102		25 - 150	03/27/20 04:39	03/28/20 00:33	1
13C2 PFDA	109		25 - 150	03/27/20 04:39	03/28/20 00:33	1
13C2 PFHxDA	93		25 - 150	03/27/20 04:39	03/28/20 00:33	1
13C2 PFUnA	111		25 - 150	03/27/20 04:39	03/28/20 00:33	1
13C2 PFDoA	102		25 - 150	03/27/20 04:39	03/28/20 00:33	1
13C2 PFTeDA	111		25 - 150	03/27/20 04:39	03/28/20 00:33	1
13C3 PFBS	100		25 - 150	03/27/20 04:39	03/28/20 00:33	1
18O2 PFHxS	99		25 - 150	03/27/20 04:39	03/28/20 00:33	1
13C4 PFOS	99		25 - 150	03/27/20 04:39	03/28/20 00:33	1
13C8 FOSA	99		25 - 150	03/27/20 04:39	03/28/20 00:33	1
d3-NMeFOSAA	85		25 - 150	03/27/20 04:39	03/28/20 00:33	1
d5-NEtFOSAA	91		25 - 150	03/27/20 04:39	03/28/20 00:33	1
M2-6:2 FTS	91		25 - 150	03/27/20 04:39	03/28/20 00:33	1
M2-8:2 FTS	113		25 - 150	03/27/20 04:39	03/28/20 00:33	1
M2-4:2 FTS	87		25 - 150	03/27/20 04:39	03/28/20 00:33	1
d-N-MeFOSA-M	87		20 - 150	03/27/20 04:39	03/28/20 00:33	1
d-N-EtFOSA-M	91		20 - 150	03/27/20 04:39	03/28/20 00:33	1
d7-N-MeFOSE-M	71		10 - 120	03/27/20 04:39	03/28/20 00:33	1
d9-N-EtFOSE-M	64		10 - 120	03/27/20 04:39	03/28/20 00:33	1
13C3 HFPO-DA	98		25 - 150	03/27/20 04:39	03/28/20 00:33	1

Client Sample Results

Client: SCS Engineers
Project/Site: Burke WW Treatment PFAS (25218175)

Job ID: 320-59819-1

Client Sample ID: TG-2

Lab Sample ID: 320-59819-4

Date Collected: 03/25/20 10:50

Matrix: Water

Date Received: 03/26/20 09:05

Method: 537 (modified) - Fluorinated Alkyl Substances

Analyte	Result	Qualifier	RL	MDL	Unit	D	Prepared	Analyzed	Dil Fac
Perfluorobutanoic acid (PFBA)	11	B	1.8	0.31	ng/L		03/27/20 04:39	03/28/20 00:43	1
Perfluoropentanoic acid (PFPeA)	0.99	J	1.8	0.44	ng/L		03/27/20 04:39	03/28/20 00:43	1
Perfluorohexanoic acid (PFHxA)	1.2	J	1.8	0.52	ng/L		03/27/20 04:39	03/28/20 00:43	1
Perfluoroheptanoic acid (PFHpA)	0.71	J	1.8	0.22	ng/L		03/27/20 04:39	03/28/20 00:43	1
Perfluorooctanoic acid (PFOA)	5.9		1.8	0.76	ng/L		03/27/20 04:39	03/28/20 00:43	1
Perfluorononanoic acid (PFNA)	<0.24		1.8	0.24	ng/L		03/27/20 04:39	03/28/20 00:43	1
Perfluorodecanoic acid (PFDA)	<0.28		1.8	0.28	ng/L		03/27/20 04:39	03/28/20 00:43	1
Perfluoroundecanoic acid (PFUnA)	<0.98		1.8	0.98	ng/L		03/27/20 04:39	03/28/20 00:43	1
Perfluorododecanoic acid (PFDoA)	<0.49		1.8	0.49	ng/L		03/27/20 04:39	03/28/20 00:43	1
Perfluorotridecanoic acid (PFTriA)	<1.2		1.8	1.2	ng/L		03/27/20 04:39	03/28/20 00:43	1
Perfluorotetradecanoic acid (PFTeA)	<0.26		1.8	0.26	ng/L		03/27/20 04:39	03/28/20 00:43	1
Perfluoro-n-hexadecanoic acid (PFHxDA)	<0.80		1.8	0.80	ng/L		03/27/20 04:39	03/28/20 00:43	1
Perfluorobutanesulfonic acid (PFBS)	2.2		1.8	0.18	ng/L		03/27/20 04:39	03/28/20 00:43	1
Perfluoro-n-octadecanoic acid (PFODA)	<0.41	*1	1.8	0.41	ng/L		03/27/20 04:39	03/28/20 00:43	1
Perfluoropentanesulfonic acid (PFPeS)	1.5	J	1.8	0.27	ng/L		03/27/20 04:39	03/28/20 00:43	1
Perfluorohexanesulfonic acid (PFHxS)	5.9	B	1.8	0.15	ng/L		03/27/20 04:39	03/28/20 00:43	1
Perfluoroheptanesulfonic Acid (PFHpS)	0.32	J	1.8	0.17	ng/L		03/27/20 04:39	03/28/20 00:43	1
Perfluorooctanesulfonic acid (PFOS)	4.9	I	1.8	0.48	ng/L		03/27/20 04:39	03/28/20 00:43	1
Perfluorononanesulfonic acid (PFNS)	<0.14		1.8	0.14	ng/L		03/27/20 04:39	03/28/20 00:43	1
Perfluorodecanesulfonic acid (PFDS)	<0.29		1.8	0.29	ng/L		03/27/20 04:39	03/28/20 00:43	1
Perfluorooctanesulfonamide (FOSA)	<0.31		1.8	0.31	ng/L		03/27/20 04:39	03/28/20 00:43	1
N-methylperfluorooctanesulfonamidoacetic acid (NMeFOSAA)	<2.8		18	2.8	ng/L		03/27/20 04:39	03/28/20 00:43	1
N-ethylperfluorooctanesulfonamidoacetic acid (NEtFOSAA)	<1.7		18	1.7	ng/L		03/27/20 04:39	03/28/20 00:43	1
4:2 FTS	<4.7		18	4.7	ng/L		03/27/20 04:39	03/28/20 00:43	1
6:2 FTS	<1.8		18	1.8	ng/L		03/27/20 04:39	03/28/20 00:43	1
8:2 FTS	<1.8		18	1.8	ng/L		03/27/20 04:39	03/28/20 00:43	1
10:2 FTS	<0.17		1.8	0.17	ng/L		03/27/20 04:39	03/28/20 00:43	1
NEtFOSA	<0.78		1.8	0.78	ng/L		03/27/20 04:39	03/28/20 00:43	1
NMeFOSA	<0.39		1.8	0.39	ng/L		03/27/20 04:39	03/28/20 00:43	1
Perfluorododecanesulfonic acid (PFDoS)	<0.40		1.8	0.40	ng/L		03/27/20 04:39	03/28/20 00:43	1
NMeFOSE	<1.3		3.6	1.3	ng/L		03/27/20 04:39	03/28/20 00:43	1
NEtFOSE	<0.76		1.8	0.76	ng/L		03/27/20 04:39	03/28/20 00:43	1
ADONA	<0.17		1.9	0.17	ng/L		03/27/20 04:39	03/28/20 00:43	1
F-53B Major	<0.21		1.8	0.21	ng/L		03/27/20 04:39	03/28/20 00:43	1
HFPO-DA (GenX)	<1.3		3.6	1.3	ng/L		03/27/20 04:39	03/28/20 00:43	1
F-53B Minor	<0.29		1.8	0.29	ng/L		03/27/20 04:39	03/28/20 00:43	1
NaDONA	<0.17		1.9	0.17	ng/L		03/27/20 04:39	03/28/20 00:43	1
DONA	<0.16		1.8	0.16	ng/L		03/27/20 04:39	03/28/20 00:43	1
Ammonium Perfluorooctanoate (APFO)	6.2		1.9	0.79	ng/L		03/27/20 04:39	03/28/20 00:43	1

Isotope Dilution	%Recovery	Qualifier	Limits	Prepared	Analyzed	Dil Fac
¹³ C4 PFBA	73		25 - 150	03/27/20 04:39	03/28/20 00:43	1

Eurofins TestAmerica, Sacramento

Client Sample Results

Client: SCS Engineers
 Project/Site: Burke WW Treatment PFAS (25218175)

Job ID: 320-59819-1

Client Sample ID: TG-2

Lab Sample ID: 320-59819-4

Date Collected: 03/25/20 10:50

Matrix: Water

Date Received: 03/26/20 09:05

Method: 537 (modified) - Fluorinated Alkyl Substances (Continued)

<i>Isotope Dilution</i>	<i>%Recovery</i>	<i>Qualifier</i>	<i>Limits</i>	<i>Prepared</i>	<i>Analyzed</i>	<i>Dil Fac</i>
13C5 PFPeA	73		25 - 150	03/27/20 04:39	03/28/20 00:43	1
13C2 PFHxA	91		25 - 150	03/27/20 04:39	03/28/20 00:43	1
13C4 PFHpA	91		25 - 150	03/27/20 04:39	03/28/20 00:43	1
13C4 PFOA	90		25 - 150	03/27/20 04:39	03/28/20 00:43	1
13C5 PFNA	96		25 - 150	03/27/20 04:39	03/28/20 00:43	1
13C2 PFDA	102		25 - 150	03/27/20 04:39	03/28/20 00:43	1
13C2 PFHxDA	90		25 - 150	03/27/20 04:39	03/28/20 00:43	1
13C2 PFUnA	104		25 - 150	03/27/20 04:39	03/28/20 00:43	1
13C2 PFDaA	98		25 - 150	03/27/20 04:39	03/28/20 00:43	1
13C2 PFTeDA	107		25 - 150	03/27/20 04:39	03/28/20 00:43	1
13C3 PFBS	96		25 - 150	03/27/20 04:39	03/28/20 00:43	1
18O2 PFHxS	95		25 - 150	03/27/20 04:39	03/28/20 00:43	1
13C4 PFOS	98		25 - 150	03/27/20 04:39	03/28/20 00:43	1
13C8 FOSA	95		25 - 150	03/27/20 04:39	03/28/20 00:43	1
d3-NMeFOSAA	80		25 - 150	03/27/20 04:39	03/28/20 00:43	1
d5-NEtFOSAA	86		25 - 150	03/27/20 04:39	03/28/20 00:43	1
M2-6:2 FTS	116		25 - 150	03/27/20 04:39	03/28/20 00:43	1
M2-8:2 FTS	113		25 - 150	03/27/20 04:39	03/28/20 00:43	1
M2-4:2 FTS	126		25 - 150	03/27/20 04:39	03/28/20 00:43	1
d-N-MeFOSA-M	67		20 - 150	03/27/20 04:39	03/28/20 00:43	1
d-N-EtFOSA-M	58		20 - 150	03/27/20 04:39	03/28/20 00:43	1
d7-N-MeFOSE-M	42		10 - 120	03/27/20 04:39	03/28/20 00:43	1
d9-N-EtFOSE-M	37		10 - 120	03/27/20 04:39	03/28/20 00:43	1
13C3 HFPO-DA	84		25 - 150	03/27/20 04:39	03/28/20 00:43	1

Client Sample Results

Client: SCS Engineers
 Project/Site: Burke WW Treatment PFAS (25218175)

Job ID: 320-59819-1

Client Sample ID: TW-3
Date Collected: 03/25/20 12:00
Date Received: 03/26/20 09:05

Lab Sample ID: 320-59819-5
Matrix: Water

Method: 537 (modified) - Fluorinated Alkyl Substances

Analyte	Result	Qualifier	RL	MDL	Unit	D	Prepared	Analyzed	Dil Fac
Perfluorobutanoic acid (PFBA)	21	B	19	3.3	ng/L		03/27/20 04:39	03/28/20 17:21	10
Perfluoropentanoic acid (PFPeA)	<4.6		19	4.6	ng/L		03/27/20 04:39	03/28/20 17:21	10
Perfluorohexanoic acid (PFHxA)	<5.4		19	5.4	ng/L		03/27/20 04:39	03/28/20 17:21	10
Perfluoroheptanoic acid (PFHpA)	<2.3		19	2.3	ng/L		03/27/20 04:39	03/28/20 17:21	10
Perfluorooctanoic acid (PFOA)	<7.9		19	7.9	ng/L		03/27/20 04:39	03/28/20 17:21	10
Perfluorononanoic acid (PFNA)	<2.5		19	2.5	ng/L		03/27/20 04:39	03/28/20 17:21	10
Perfluorodecanoic acid (PFDA)	<2.9		19	2.9	ng/L		03/27/20 04:39	03/28/20 17:21	10
Perfluoroundecanoic acid (PFUnA)	<10		19	10	ng/L		03/27/20 04:39	03/28/20 17:21	10
Perfluorododecanoic acid (PFDoA)	<5.1		19	5.1	ng/L		03/27/20 04:39	03/28/20 17:21	10
Perfluorotridecanoic acid (PFTriA)	<12		19	12	ng/L		03/27/20 04:39	03/28/20 17:21	10
Perfluorotetradecanoic acid (PFTeA)	<2.7		19	2.7	ng/L		03/27/20 04:39	03/28/20 17:21	10
Perfluoro-n-hexadecanoic acid (PFHxDA)	<8.3		19	8.3	ng/L		03/27/20 04:39	03/28/20 17:21	10
Perfluorobutanesulfonic acid (PFBS)	2.0	J	19	1.9	ng/L		03/27/20 04:39	03/28/20 17:21	10
Perfluoro-n-octadecanoic acid (PFODA)	<4.3	*1	19	4.3	ng/L		03/27/20 04:39	03/28/20 17:21	10
Perfluoropentanesulfonic acid (PFPeS)	<2.8		19	2.8	ng/L		03/27/20 04:39	03/28/20 17:21	10
Perfluorohexanesulfonic acid (PFHxS)	6.2	J B	19	1.6	ng/L		03/27/20 04:39	03/28/20 17:21	10
Perfluoroheptanesulfonic Acid (PFHpS)	<1.8		19	1.8	ng/L		03/27/20 04:39	03/28/20 17:21	10
Perfluorooctanesulfonic acid (PFOS)	<5.0		19	5.0	ng/L		03/27/20 04:39	03/28/20 17:21	10
Perfluorononanesulfonic acid (PFNS)	<1.5		19	1.5	ng/L		03/27/20 04:39	03/28/20 17:21	10
Perfluorodecanesulfonic acid (PFDS)	<3.0		19	3.0	ng/L		03/27/20 04:39	03/28/20 17:21	10
Perfluorooctanesulfonamide (FOSA)	<3.3		19	3.3	ng/L		03/27/20 04:39	03/28/20 17:21	10
N-methylperfluorooctanesulfonamidoacetic acid (NMeFOSAA)	<29		190	29	ng/L		03/27/20 04:39	03/28/20 17:21	10
N-ethylperfluorooctanesulfonamidoacetic acid (NEtFOSAA)	<18		190	18	ng/L		03/27/20 04:39	03/28/20 17:21	10
4:2 FTS	<49		190	49	ng/L		03/27/20 04:39	03/28/20 17:21	10
6:2 FTS	<19		190	19	ng/L		03/27/20 04:39	03/28/20 17:21	10
8:2 FTS	<19		190	19	ng/L		03/27/20 04:39	03/28/20 17:21	10
10:2 FTS	<1.8		19	1.8	ng/L		03/27/20 04:39	03/28/20 17:21	10
NEtFOSA	<8.1		19	8.1	ng/L		03/27/20 04:39	03/28/20 17:21	10
NMeFOSA	<4.0		19	4.0	ng/L		03/27/20 04:39	03/28/20 17:21	10
Perfluorododecanesulfonic acid (PFDoS)	<4.2		19	4.2	ng/L		03/27/20 04:39	03/28/20 17:21	10
NMeFOSE	<13		37	13	ng/L		03/27/20 04:39	03/28/20 17:21	10
NEtFOSE	<7.9		19	7.9	ng/L		03/27/20 04:39	03/28/20 17:21	10
ADONA	<1.8		20	1.8	ng/L		03/27/20 04:39	03/28/20 17:21	10
F-53B Major	<2.2		19	2.2	ng/L		03/27/20 04:39	03/28/20 17:21	10
HFPO-DA (GenX)	<14		37	14	ng/L		03/27/20 04:39	03/28/20 17:21	10
F-53B Minor	<3.0		19	3.0	ng/L		03/27/20 04:39	03/28/20 17:21	10
NaDONA	<1.8		20	1.8	ng/L		03/27/20 04:39	03/28/20 17:21	10
DONA	<1.7		19	1.7	ng/L		03/27/20 04:39	03/28/20 17:21	10
Ammonium Perfluorooctanoate (APFO)	<8.2		20	8.2	ng/L		03/27/20 04:39	03/28/20 17:21	10

Isotope Dilution	%Recovery	Qualifier	Limits	Prepared	Analyzed	Dil Fac
¹³ C4 PFBA	79		25 - 150	03/27/20 04:39	03/28/20 17:21	10
¹³ C5 PFPeA	76		25 - 150	03/27/20 04:39	03/28/20 17:21	10

Euofins TestAmerica, Sacramento

Client Sample Results

Client: SCS Engineers
 Project/Site: Burke WW Treatment PFAS (25218175)

Job ID: 320-59819-1

Client Sample ID: TW-3
Date Collected: 03/25/20 12:00
Date Received: 03/26/20 09:05

Lab Sample ID: 320-59819-5
Matrix: Water

Method: 537 (modified) - Fluorinated Alkyl Substances (Continued)

<i>Isotope Dilution</i>	<i>%Recovery</i>	<i>Qualifier</i>	<i>Limits</i>	<i>Prepared</i>	<i>Analyzed</i>	<i>Dil Fac</i>
13C2 PFHxA	92		25 - 150	03/27/20 04:39	03/28/20 17:21	10
13C4 PFHpA	91		25 - 150	03/27/20 04:39	03/28/20 17:21	10
13C4 PFOA	91		25 - 150	03/27/20 04:39	03/28/20 17:21	10
13C5 PFNA	97		25 - 150	03/27/20 04:39	03/28/20 17:21	10
13C2 PFDA	105		25 - 150	03/27/20 04:39	03/28/20 17:21	10
13C2 PFHxDA	93		25 - 150	03/27/20 04:39	03/28/20 17:21	10
13C2 PFUnA	101		25 - 150	03/27/20 04:39	03/28/20 17:21	10
13C2 PFDaA	97		25 - 150	03/27/20 04:39	03/28/20 17:21	10
13C2 PFTeDA	103		25 - 150	03/27/20 04:39	03/28/20 17:21	10
13C3 PFBS	95		25 - 150	03/27/20 04:39	03/28/20 17:21	10
18O2 PFHxS	95		25 - 150	03/27/20 04:39	03/28/20 17:21	10
13C4 PFOS	93		25 - 150	03/27/20 04:39	03/28/20 17:21	10
13C8 FOSA	92		25 - 150	03/27/20 04:39	03/28/20 17:21	10
d3-NMeFOSAA	81		25 - 150	03/27/20 04:39	03/28/20 17:21	10
d5-NEtFOSAA	95		25 - 150	03/27/20 04:39	03/28/20 17:21	10
M2-6:2 FTS	127		25 - 150	03/27/20 04:39	03/28/20 17:21	10
M2-8:2 FTS	147		25 - 150	03/27/20 04:39	03/28/20 17:21	10
M2-4:2 FTS	122		25 - 150	03/27/20 04:39	03/28/20 17:21	10
d-N-MeFOSA-M	55		20 - 150	03/27/20 04:39	03/28/20 17:21	10
d-N-EtFOSA-M	53		20 - 150	03/27/20 04:39	03/28/20 17:21	10
d7-N-MeFOSE-M	40		10 - 120	03/27/20 04:39	03/28/20 17:21	10
d9-N-EtFOSE-M	40		10 - 120	03/27/20 04:39	03/28/20 17:21	10
13C3 HFPO-DA	91		25 - 150	03/27/20 04:39	03/28/20 17:21	10

Client Sample Results

Client: SCS Engineers
Project/Site: Burke WW Treatment PFAS (25218175)

Job ID: 320-59819-1

Client Sample ID: TW-4
Date Collected: 03/25/20 13:05
Date Received: 03/26/20 09:05

Lab Sample ID: 320-59819-6
Matrix: Water

Method: 537 (modified) - Fluorinated Alkyl Substances

Analyte	Result	Qualifier	RL	MDL	Unit	D	Prepared	Analyzed	Dil Fac
Perfluorobutanoic acid (PFBA)	28	B	1.8	0.31	ng/L		03/27/20 04:39	03/28/20 01:03	1
Perfluoropentanoic acid (PFPeA)	1.9		1.8	0.44	ng/L		03/27/20 04:39	03/28/20 01:03	1
Perfluorohexanoic acid (PFHxA)	1.7	J	1.8	0.52	ng/L		03/27/20 04:39	03/28/20 01:03	1
Perfluoroheptanoic acid (PFHpA)	2.1		1.8	0.22	ng/L		03/27/20 04:39	03/28/20 01:03	1
Perfluorooctanoic acid (PFOA)	19		1.8	0.76	ng/L		03/27/20 04:39	03/28/20 01:03	1
Perfluorononanoic acid (PFNA)	2.3		1.8	0.24	ng/L		03/27/20 04:39	03/28/20 01:03	1
Perfluorodecanoic acid (PFDA)	<0.28		1.8	0.28	ng/L		03/27/20 04:39	03/28/20 01:03	1
Perfluoroundecanoic acid (PFUnA)	<0.99		1.8	0.99	ng/L		03/27/20 04:39	03/28/20 01:03	1
Perfluorododecanoic acid (PFDoA)	<0.49		1.8	0.49	ng/L		03/27/20 04:39	03/28/20 01:03	1
Perfluorotridecanoic acid (PFTriA)	<1.2		1.8	1.2	ng/L		03/27/20 04:39	03/28/20 01:03	1
Perfluorotetradecanoic acid (PFTeA)	<0.26		1.8	0.26	ng/L		03/27/20 04:39	03/28/20 01:03	1
Perfluoro-n-hexadecanoic acid (PFHxDA)	<0.80		1.8	0.80	ng/L		03/27/20 04:39	03/28/20 01:03	1
Perfluorobutanesulfonic acid (PFBS)	2.9		1.8	0.18	ng/L		03/27/20 04:39	03/28/20 01:03	1
Perfluoro-n-octadecanoic acid (PFODA)	<0.41	*1	1.8	0.41	ng/L		03/27/20 04:39	03/28/20 01:03	1
Perfluoropentanesulfonic acid (PFPeS)	1.1	J	1.8	0.27	ng/L		03/27/20 04:39	03/28/20 01:03	1
Perfluorohexanesulfonic acid (PFHxS)	6.4	B	1.8	0.15	ng/L		03/27/20 04:39	03/28/20 01:03	1
Perfluoroheptanesulfonic Acid (PFHpS)	1.5	J	1.8	0.17	ng/L		03/27/20 04:39	03/28/20 01:03	1
Perfluorooctanesulfonic acid (PFOS)	15	I	1.8	0.48	ng/L		03/27/20 04:39	03/28/20 01:03	1
Perfluorononanesulfonic acid (PFNS)	<0.14		1.8	0.14	ng/L		03/27/20 04:39	03/28/20 01:03	1
Perfluorodecanesulfonic acid (PFDS)	<0.29		1.8	0.29	ng/L		03/27/20 04:39	03/28/20 01:03	1
Perfluorooctanesulfonamide (FOSA)	<0.31		1.8	0.31	ng/L		03/27/20 04:39	03/28/20 01:03	1
N-methylperfluorooctanesulfonamidoacetic acid (NMeFOSAA)	<2.8		18	2.8	ng/L		03/27/20 04:39	03/28/20 01:03	1
N-ethylperfluorooctanesulfonamidoacetic acid (NEtFOSAA)	<1.7		18	1.7	ng/L		03/27/20 04:39	03/28/20 01:03	1
4:2 FTS	<4.7		18	4.7	ng/L		03/27/20 04:39	03/28/20 01:03	1
6:2 FTS	<1.8		18	1.8	ng/L		03/27/20 04:39	03/28/20 01:03	1
8:2 FTS	<1.8		18	1.8	ng/L		03/27/20 04:39	03/28/20 01:03	1
10:2 FTS	<0.17		1.8	0.17	ng/L		03/27/20 04:39	03/28/20 01:03	1
NEtFOSA	<0.78		1.8	0.78	ng/L		03/27/20 04:39	03/28/20 01:03	1
NMeFOSA	<0.39		1.8	0.39	ng/L		03/27/20 04:39	03/28/20 01:03	1
Perfluorododecanesulfonic acid (PFDoS)	<0.40		1.8	0.40	ng/L		03/27/20 04:39	03/28/20 01:03	1
NMeFOSE	<1.3		3.6	1.3	ng/L		03/27/20 04:39	03/28/20 01:03	1
NEtFOSE	<0.76		1.8	0.76	ng/L		03/27/20 04:39	03/28/20 01:03	1
ADONA	<0.17		1.9	0.17	ng/L		03/27/20 04:39	03/28/20 01:03	1
F-53B Major	<0.22		1.8	0.22	ng/L		03/27/20 04:39	03/28/20 01:03	1
HFPO-DA (GenX)	<1.3		3.6	1.3	ng/L		03/27/20 04:39	03/28/20 01:03	1
F-53B Minor	<0.29		1.8	0.29	ng/L		03/27/20 04:39	03/28/20 01:03	1
NaDONA	<0.17		1.9	0.17	ng/L		03/27/20 04:39	03/28/20 01:03	1
DONA	<0.16		1.8	0.16	ng/L		03/27/20 04:39	03/28/20 01:03	1
Ammonium Perfluorooctanoate (APFO)	19		1.9	0.79	ng/L		03/27/20 04:39	03/28/20 01:03	1

Isotope Dilution	%Recovery	Qualifier	Limits	Prepared	Analyzed	Dil Fac
¹³ C4 PFBA	51		25 - 150	03/27/20 04:39	03/28/20 01:03	1

Eurofins TestAmerica, Sacramento

Client Sample Results

Client: SCS Engineers
 Project/Site: Burke WW Treatment PFAS (25218175)

Job ID: 320-59819-1

Client Sample ID: TW-4

Lab Sample ID: 320-59819-6

Date Collected: 03/25/20 13:05

Matrix: Water

Date Received: 03/26/20 09:05

Method: 537 (modified) - Fluorinated Alkyl Substances (Continued)

<i>Isotope Dilution</i>	<i>%Recovery</i>	<i>Qualifier</i>	<i>Limits</i>	<i>Prepared</i>	<i>Analyzed</i>	<i>Dil Fac</i>
13C5 PFPeA	55		25 - 150	03/27/20 04:39	03/28/20 01:03	1
13C2 PFHxA	77		25 - 150	03/27/20 04:39	03/28/20 01:03	1
13C4 PFHpA	81		25 - 150	03/27/20 04:39	03/28/20 01:03	1
13C4 PFOA	85		25 - 150	03/27/20 04:39	03/28/20 01:03	1
13C5 PFNA	100		25 - 150	03/27/20 04:39	03/28/20 01:03	1
13C2 PFDA	114		25 - 150	03/27/20 04:39	03/28/20 01:03	1
13C2 PFHxDA	78		25 - 150	03/27/20 04:39	03/28/20 01:03	1
13C2 PFUnA	111		25 - 150	03/27/20 04:39	03/28/20 01:03	1
13C2 PFDaA	111		25 - 150	03/27/20 04:39	03/28/20 01:03	1
13C2 PFTeDA	105		25 - 150	03/27/20 04:39	03/28/20 01:03	1
13C3 PFBS	85		25 - 150	03/27/20 04:39	03/28/20 01:03	1
18O2 PFHxS	94		25 - 150	03/27/20 04:39	03/28/20 01:03	1
13C4 PFOS	103		25 - 150	03/27/20 04:39	03/28/20 01:03	1
13C8 FOSA	98		25 - 150	03/27/20 04:39	03/28/20 01:03	1
d3-NMeFOSAA	89		25 - 150	03/27/20 04:39	03/28/20 01:03	1
d5-NEtFOSAA	96		25 - 150	03/27/20 04:39	03/28/20 01:03	1
M2-6:2 FTS	164	*5	25 - 150	03/27/20 04:39	03/28/20 01:03	1
M2-8:2 FTS	158	*5	25 - 150	03/27/20 04:39	03/28/20 01:03	1
M2-4:2 FTS	149		25 - 150	03/27/20 04:39	03/28/20 01:03	1
d-N-MeFOSA-M	58		20 - 150	03/27/20 04:39	03/28/20 01:03	1
d-N-EtFOSA-M	50		20 - 150	03/27/20 04:39	03/28/20 01:03	1
d7-N-MeFOSE-M	45		10 - 120	03/27/20 04:39	03/28/20 01:03	1
d9-N-EtFOSE-M	42		10 - 120	03/27/20 04:39	03/28/20 01:03	1
13C3 HFPO-DA	76		25 - 150	03/27/20 04:39	03/28/20 01:03	1

Client Sample Results

Client: SCS Engineers
 Project/Site: Burke WW Treatment PFAS (25218175)

Job ID: 320-59819-1

Client Sample ID: TW-2
Date Collected: 03/25/20 14:00
Date Received: 03/26/20 09:05

Lab Sample ID: 320-59819-7
Matrix: Water

Method: 537 (modified) - Fluorinated Alkyl Substances

Analyte	Result	Qualifier	RL	MDL	Unit	D	Prepared	Analyzed	Dil Fac
Perfluorobutanoic acid (PFBA)	36	B	1.8	0.32	ng/L		03/27/20 04:39	03/28/20 01:13	1
Perfluoropentanoic acid (PFPeA)	<0.45		1.8	0.45	ng/L		03/27/20 04:39	03/28/20 01:13	1
Perfluorohexanoic acid (PFHxA)	<0.53		1.8	0.53	ng/L		03/27/20 04:39	03/28/20 01:13	1
Perfluoroheptanoic acid (PFHpA)	<0.23		1.8	0.23	ng/L		03/27/20 04:39	03/28/20 01:13	1
Perfluorooctanoic acid (PFOA)	2.2		1.8	0.77	ng/L		03/27/20 04:39	03/28/20 01:13	1
Perfluorononanoic acid (PFNA)	<0.25		1.8	0.25	ng/L		03/27/20 04:39	03/28/20 01:13	1
Perfluorodecanoic acid (PFDA)	<0.28		1.8	0.28	ng/L		03/27/20 04:39	03/28/20 01:13	1
Perfluoroundecanoic acid (PFUnA)	<1.0		1.8	1.0	ng/L		03/27/20 04:39	03/28/20 01:13	1
Perfluorododecanoic acid (PFDoA)	<0.50		1.8	0.50	ng/L		03/27/20 04:39	03/28/20 01:13	1
Perfluorotridecanoic acid (PFTriA)	<1.2		1.8	1.2	ng/L		03/27/20 04:39	03/28/20 01:13	1
Perfluorotetradecanoic acid (PFTeA)	<0.26		1.8	0.26	ng/L		03/27/20 04:39	03/28/20 01:13	1
Perfluoro-n-hexadecanoic acid (PFHxDA)	<0.81		1.8	0.81	ng/L		03/27/20 04:39	03/28/20 01:13	1
Perfluorobutanesulfonic acid (PFBS)	1.8		1.8	0.18	ng/L		03/27/20 04:39	03/28/20 01:13	1
Perfluoro-n-octadecanoic acid (PFODA)	<0.42	*1	1.8	0.42	ng/L		03/27/20 04:39	03/28/20 01:13	1
Perfluoropentanesulfonic acid (PFPeS)	<0.27		1.8	0.27	ng/L		03/27/20 04:39	03/28/20 01:13	1
Perfluorohexanesulfonic acid (PFHxS)	1.4	J B	1.8	0.15	ng/L		03/27/20 04:39	03/28/20 01:13	1
Perfluoroheptanesulfonic Acid (PFHpS)	<0.17		1.8	0.17	ng/L		03/27/20 04:39	03/28/20 01:13	1
Perfluorooctanesulfonic acid (PFOS)	4.8		1.8	0.49	ng/L		03/27/20 04:39	03/28/20 01:13	1
Perfluorononanesulfonic acid (PFNS)	<0.15		1.8	0.15	ng/L		03/27/20 04:39	03/28/20 01:13	1
Perfluorodecanesulfonic acid (PFDS)	<0.29		1.8	0.29	ng/L		03/27/20 04:39	03/28/20 01:13	1
Perfluorooctanesulfonamide (FOSA)	<0.32		1.8	0.32	ng/L		03/27/20 04:39	03/28/20 01:13	1
N-methylperfluorooctanesulfonamidoacetic acid (NMeFOSAA)	<2.8		18	2.8	ng/L		03/27/20 04:39	03/28/20 01:13	1
N-ethylperfluorooctanesulfonamidoacetic acid (NEtFOSAA)	<1.7		18	1.7	ng/L		03/27/20 04:39	03/28/20 01:13	1
4:2 FTS	<4.7		18	4.7	ng/L		03/27/20 04:39	03/28/20 01:13	1
6:2 FTS	<1.8		18	1.8	ng/L		03/27/20 04:39	03/28/20 01:13	1
8:2 FTS	<1.8		18	1.8	ng/L		03/27/20 04:39	03/28/20 01:13	1
10:2 FTS	<0.17		1.8	0.17	ng/L		03/27/20 04:39	03/28/20 01:13	1
NEtFOSA	<0.79		1.8	0.79	ng/L		03/27/20 04:39	03/28/20 01:13	1
NMeFOSA	<0.39		1.8	0.39	ng/L		03/27/20 04:39	03/28/20 01:13	1
Perfluorododecanesulfonic acid (PFDoS)	<0.41		1.8	0.41	ng/L		03/27/20 04:39	03/28/20 01:13	1
NMeFOSE	<1.3		3.6	1.3	ng/L		03/27/20 04:39	03/28/20 01:13	1
NEtFOSE	<0.77		1.8	0.77	ng/L		03/27/20 04:39	03/28/20 01:13	1
ADONA	<0.17		1.9	0.17	ng/L		03/27/20 04:39	03/28/20 01:13	1
F-53B Major	<0.22		1.8	0.22	ng/L		03/27/20 04:39	03/28/20 01:13	1
HFPO-DA (GenX)	<1.4		3.6	1.4	ng/L		03/27/20 04:39	03/28/20 01:13	1
F-53B Minor	<0.29		1.8	0.29	ng/L		03/27/20 04:39	03/28/20 01:13	1
NaDONA	<0.17		1.9	0.17	ng/L		03/27/20 04:39	03/28/20 01:13	1
DONA	<0.16		1.8	0.16	ng/L		03/27/20 04:39	03/28/20 01:13	1
Ammonium Perfluorooctanoate (APFO)	2.3		1.9	0.80	ng/L		03/27/20 04:39	03/28/20 01:13	1
Isotope Dilution	%Recovery	Qualifier	Limits				Prepared	Analyzed	Dil Fac
<i>13C4 PFBA</i>	38		25 - 150				03/27/20 04:39	03/28/20 01:13	1

Eurofins TestAmerica, Sacramento

Client Sample Results

Client: SCS Engineers
 Project/Site: Burke WW Treatment PFAS (25218175)

Job ID: 320-59819-1

Client Sample ID: TW-2
Date Collected: 03/25/20 14:00
Date Received: 03/26/20 09:05

Lab Sample ID: 320-59819-7
Matrix: Water

Method: 537 (modified) - Fluorinated Alkyl Substances (Continued)

<i>Isotope Dilution</i>	<i>%Recovery</i>	<i>Qualifier</i>	<i>Limits</i>	<i>Prepared</i>	<i>Analyzed</i>	<i>Dil Fac</i>
13C5 PFPeA	46		25 - 150	03/27/20 04:39	03/28/20 01:13	1
13C2 PFHxA	83		25 - 150	03/27/20 04:39	03/28/20 01:13	1
13C4 PFHpA	82		25 - 150	03/27/20 04:39	03/28/20 01:13	1
13C4 PFOA	91		25 - 150	03/27/20 04:39	03/28/20 01:13	1
13C5 PFNA	110		25 - 150	03/27/20 04:39	03/28/20 01:13	1
13C2 PFDA	123		25 - 150	03/27/20 04:39	03/28/20 01:13	1
13C2 PFHxDA	121		25 - 150	03/27/20 04:39	03/28/20 01:13	1
13C2 PFUnA	121		25 - 150	03/27/20 04:39	03/28/20 01:13	1
13C2 PFDaA	121		25 - 150	03/27/20 04:39	03/28/20 01:13	1
13C2 PFTeDA	123		25 - 150	03/27/20 04:39	03/28/20 01:13	1
13C3 PFBS	85		25 - 150	03/27/20 04:39	03/28/20 01:13	1
18O2 PFHxS	101		25 - 150	03/27/20 04:39	03/28/20 01:13	1
13C4 PFOS	113		25 - 150	03/27/20 04:39	03/28/20 01:13	1
13C8 FOSA	112		25 - 150	03/27/20 04:39	03/28/20 01:13	1
d3-NMeFOSAA	95		25 - 150	03/27/20 04:39	03/28/20 01:13	1
d5-NEtFOSAA	102		25 - 150	03/27/20 04:39	03/28/20 01:13	1
M2-6:2 FTS	194	*5	25 - 150	03/27/20 04:39	03/28/20 01:13	1
M2-8:2 FTS	156	*5	25 - 150	03/27/20 04:39	03/28/20 01:13	1
M2-4:2 FTS	167	*5	25 - 150	03/27/20 04:39	03/28/20 01:13	1
d-N-MeFOSA-M	70		20 - 150	03/27/20 04:39	03/28/20 01:13	1
d-N-EtFOSA-M	61		20 - 150	03/27/20 04:39	03/28/20 01:13	1
d7-N-MeFOSE-M	52		10 - 120	03/27/20 04:39	03/28/20 01:13	1
d9-N-EtFOSE-M	44		10 - 120	03/27/20 04:39	03/28/20 01:13	1
13C3 HFPO-DA	76		25 - 150	03/27/20 04:39	03/28/20 01:13	1

Client Sample Results

Client: SCS Engineers
 Project/Site: Burke WW Treatment PFAS (25218175)

Job ID: 320-59819-1

Client Sample ID: MW-10
Date Collected: 03/25/20 14:40
Date Received: 03/26/20 09:05

Lab Sample ID: 320-59819-8
Matrix: Water

Method: 537 (modified) - Fluorinated Alkyl Substances

Analyte	Result	Qualifier	RL	MDL	Unit	D	Prepared	Analyzed	Dil Fac
Perfluorobutanoic acid (PFBA)	21	B	1.8	0.32	ng/L		03/27/20 04:39	03/28/20 01:23	1
Perfluoropentanoic acid (PFPeA)	2.7		1.8	0.44	ng/L		03/27/20 04:39	03/28/20 01:23	1
Perfluorohexanoic acid (PFHxA)	3.3		1.8	0.53	ng/L		03/27/20 04:39	03/28/20 01:23	1
Perfluoroheptanoic acid (PFHpA)	1.1	J	1.8	0.23	ng/L		03/27/20 04:39	03/28/20 01:23	1
Perfluorooctanoic acid (PFOA)	1.9		1.8	0.77	ng/L		03/27/20 04:39	03/28/20 01:23	1
Perfluorononanoic acid (PFNA)	<0.24		1.8	0.24	ng/L		03/27/20 04:39	03/28/20 01:23	1
Perfluorodecanoic acid (PFDA)	<0.28		1.8	0.28	ng/L		03/27/20 04:39	03/28/20 01:23	1
Perfluoroundecanoic acid (PFUnA)	<1.0		1.8	1.0	ng/L		03/27/20 04:39	03/28/20 01:23	1
Perfluorododecanoic acid (PFDoA)	<0.50		1.8	0.50	ng/L		03/27/20 04:39	03/28/20 01:23	1
Perfluorotridecanoic acid (PFTriA)	<1.2		1.8	1.2	ng/L		03/27/20 04:39	03/28/20 01:23	1
Perfluorotetradecanoic acid (PFTeA)	<0.26		1.8	0.26	ng/L		03/27/20 04:39	03/28/20 01:23	1
Perfluoro-n-hexadecanoic acid (PFHxDA)	<0.81		1.8	0.81	ng/L		03/27/20 04:39	03/28/20 01:23	1
Perfluorobutanesulfonic acid (PFBS)	2.0		1.8	0.18	ng/L		03/27/20 04:39	03/28/20 01:23	1
Perfluoro-n-octadecanoic acid (PFODA)	<0.42	*1	1.8	0.42	ng/L		03/27/20 04:39	03/28/20 01:23	1
Perfluoropentanesulfonic acid (PFPeS)	0.56	J	1.8	0.27	ng/L		03/27/20 04:39	03/28/20 01:23	1
Perfluorohexanesulfonic acid (PFHxS)	2.6	B	1.8	0.15	ng/L		03/27/20 04:39	03/28/20 01:23	1
Perfluoroheptanesulfonic Acid (PFHpS)	<0.17		1.8	0.17	ng/L		03/27/20 04:39	03/28/20 01:23	1
Perfluorooctanesulfonic acid (PFOS)	6.2		1.8	0.49	ng/L		03/27/20 04:39	03/28/20 01:23	1
Perfluorononanesulfonic acid (PFNS)	<0.14		1.8	0.14	ng/L		03/27/20 04:39	03/28/20 01:23	1
Perfluorodecanesulfonic acid (PFDS)	<0.29		1.8	0.29	ng/L		03/27/20 04:39	03/28/20 01:23	1
Perfluorooctanesulfonamide (FOSA)	<0.32		1.8	0.32	ng/L		03/27/20 04:39	03/28/20 01:23	1
N-methylperfluorooctanesulfonamidoacetic acid (NMeFOSAA)	<2.8		18	2.8	ng/L		03/27/20 04:39	03/28/20 01:23	1
N-ethylperfluorooctanesulfonamidoacetic acid (NEtFOSAA)	<1.7		18	1.7	ng/L		03/27/20 04:39	03/28/20 01:23	1
4:2 FTS	<4.7		18	4.7	ng/L		03/27/20 04:39	03/28/20 01:23	1
6:2 FTS	<1.8		18	1.8	ng/L		03/27/20 04:39	03/28/20 01:23	1
8:2 FTS	<1.8		18	1.8	ng/L		03/27/20 04:39	03/28/20 01:23	1
10:2 FTS	<0.17		1.8	0.17	ng/L		03/27/20 04:39	03/28/20 01:23	1
NEtFOSA	<0.79		1.8	0.79	ng/L		03/27/20 04:39	03/28/20 01:23	1
NMeFOSA	<0.39		1.8	0.39	ng/L		03/27/20 04:39	03/28/20 01:23	1
Perfluorododecanesulfonic acid (PFDoS)	<0.41		1.8	0.41	ng/L		03/27/20 04:39	03/28/20 01:23	1
NMeFOSE	<1.3		3.6	1.3	ng/L		03/27/20 04:39	03/28/20 01:23	1
NEtFOSE	<0.77		1.8	0.77	ng/L		03/27/20 04:39	03/28/20 01:23	1
ADONA	<0.17		1.9	0.17	ng/L		03/27/20 04:39	03/28/20 01:23	1
F-53B Major	<0.22		1.8	0.22	ng/L		03/27/20 04:39	03/28/20 01:23	1
HFPO-DA (GenX)	<1.4		3.6	1.4	ng/L		03/27/20 04:39	03/28/20 01:23	1
F-53B Minor	<0.29		1.8	0.29	ng/L		03/27/20 04:39	03/28/20 01:23	1
NaDONA	<0.17		1.9	0.17	ng/L		03/27/20 04:39	03/28/20 01:23	1
DONA	<0.16		1.8	0.16	ng/L		03/27/20 04:39	03/28/20 01:23	1
Ammonium Perfluorooctanoate (APFO)	2.0		1.9	0.80	ng/L		03/27/20 04:39	03/28/20 01:23	1

Isotope Dilution	%Recovery	Qualifier	Limits	Prepared	Analyzed	Dil Fac
¹³ C4 PFBA	45		25 - 150	03/27/20 04:39	03/28/20 01:23	1

Eurofins TestAmerica, Sacramento

Client Sample Results

Client: SCS Engineers
 Project/Site: Burke WW Treatment PFAS (25218175)

Job ID: 320-59819-1

Client Sample ID: MW-10

Lab Sample ID: 320-59819-8

Date Collected: 03/25/20 14:40

Matrix: Water

Date Received: 03/26/20 09:05

Method: 537 (modified) - Fluorinated Alkyl Substances (Continued)

<i>Isotope Dilution</i>	<i>%Recovery</i>	<i>Qualifier</i>	<i>Limits</i>	<i>Prepared</i>	<i>Analyzed</i>	<i>Dil Fac</i>
13C5 PFPeA	48		25 - 150	03/27/20 04:39	03/28/20 01:23	1
13C2 PFHxA	70		25 - 150	03/27/20 04:39	03/28/20 01:23	1
13C4 PFHpA	69		25 - 150	03/27/20 04:39	03/28/20 01:23	1
13C4 PFOA	69		25 - 150	03/27/20 04:39	03/28/20 01:23	1
13C5 PFNA	76		25 - 150	03/27/20 04:39	03/28/20 01:23	1
13C2 PFDA	83		25 - 150	03/27/20 04:39	03/28/20 01:23	1
13C2 PFHxDA	64		25 - 150	03/27/20 04:39	03/28/20 01:23	1
13C2 PFUnA	75		25 - 150	03/27/20 04:39	03/28/20 01:23	1
13C2 PFDaA	70		25 - 150	03/27/20 04:39	03/28/20 01:23	1
13C2 PFTeDA	68		25 - 150	03/27/20 04:39	03/28/20 01:23	1
13C3 PFBS	72		25 - 150	03/27/20 04:39	03/28/20 01:23	1
18O2 PFHxS	75		25 - 150	03/27/20 04:39	03/28/20 01:23	1
13C4 PFOS	74		25 - 150	03/27/20 04:39	03/28/20 01:23	1
13C8 FOSA	73		25 - 150	03/27/20 04:39	03/28/20 01:23	1
d3-NMeFOSAA	59		25 - 150	03/27/20 04:39	03/28/20 01:23	1
d5-NEtFOSAA	60		25 - 150	03/27/20 04:39	03/28/20 01:23	1
M2-6:2 FTS	96		25 - 150	03/27/20 04:39	03/28/20 01:23	1
M2-8:2 FTS	84		25 - 150	03/27/20 04:39	03/28/20 01:23	1
M2-4:2 FTS	100		25 - 150	03/27/20 04:39	03/28/20 01:23	1
d-N-MeFOSA-M	30		20 - 150	03/27/20 04:39	03/28/20 01:23	1
d-N-EtFOSA-M	27		20 - 150	03/27/20 04:39	03/28/20 01:23	1
d7-N-MeFOSE-M	26		10 - 120	03/27/20 04:39	03/28/20 01:23	1
d9-N-EtFOSE-M	23		10 - 120	03/27/20 04:39	03/28/20 01:23	1
13C3 HFPO-DA	64		25 - 150	03/27/20 04:39	03/28/20 01:23	1

Client Sample Results

Client: SCS Engineers
 Project/Site: Burke WW Treatment PFAS (25218175)

Job ID: 320-59819-1

Client Sample ID: TW-1
Date Collected: 03/25/20 15:00
Date Received: 03/26/20 09:05

Lab Sample ID: 320-59819-9
Matrix: Water

Method: 537 (modified) - Fluorinated Alkyl Substances

Analyte	Result	Qualifier	RL	MDL	Unit	D	Prepared	Analyzed	Dil Fac
Perfluorobutanoic acid (PFBA)	6.5	B	1.8	0.32	ng/L		03/27/20 04:39	03/28/20 01:33	1
Perfluoropentanoic acid (PFPeA)	1.4	J	1.8	0.44	ng/L		03/27/20 04:39	03/28/20 01:33	1
Perfluorohexanoic acid (PFHxA)	2.6		1.8	0.52	ng/L		03/27/20 04:39	03/28/20 01:33	1
Perfluoroheptanoic acid (PFHpA)	1.5	J	1.8	0.23	ng/L		03/27/20 04:39	03/28/20 01:33	1
Perfluorooctanoic acid (PFOA)	12		1.8	0.77	ng/L		03/27/20 04:39	03/28/20 01:33	1
Perfluorononanoic acid (PFNA)	0.42	J	1.8	0.24	ng/L		03/27/20 04:39	03/28/20 01:33	1
Perfluorodecanoic acid (PFDA)	<0.28		1.8	0.28	ng/L		03/27/20 04:39	03/28/20 01:33	1
Perfluoroundecanoic acid (PFUnA)	<0.99		1.8	0.99	ng/L		03/27/20 04:39	03/28/20 01:33	1
Perfluorododecanoic acid (PFDoA)	<0.50		1.8	0.50	ng/L		03/27/20 04:39	03/28/20 01:33	1
Perfluorotridecanoic acid (PFTriA)	<1.2		1.8	1.2	ng/L		03/27/20 04:39	03/28/20 01:33	1
Perfluorotetradecanoic acid (PFTeA)	<0.26		1.8	0.26	ng/L		03/27/20 04:39	03/28/20 01:33	1
Perfluoro-n-hexadecanoic acid (PFHxDA)	<0.80		1.8	0.80	ng/L		03/27/20 04:39	03/28/20 01:33	1
Perfluorobutanesulfonic acid (PFBS)	1.6	J	1.8	0.18	ng/L		03/27/20 04:39	03/28/20 01:33	1
Perfluoro-n-octadecanoic acid (PFODA)	<0.42	*1	1.8	0.42	ng/L		03/27/20 04:39	03/28/20 01:33	1
Perfluoropentanesulfonic acid (PFPeS)	0.75	J	1.8	0.27	ng/L		03/27/20 04:39	03/28/20 01:33	1
Perfluorohexanesulfonic acid (PFHxS)	31	B	1.8	0.15	ng/L		03/27/20 04:39	03/28/20 01:33	1
Perfluoroheptanesulfonic Acid (PFHpS)	<0.17		1.8	0.17	ng/L		03/27/20 04:39	03/28/20 01:33	1
Perfluorooctanesulfonic acid (PFOS)	11	I	1.8	0.49	ng/L		03/27/20 04:39	03/28/20 01:33	1
Perfluorononanesulfonic acid (PFNS)	<0.14		1.8	0.14	ng/L		03/27/20 04:39	03/28/20 01:33	1
Perfluorodecanesulfonic acid (PFDS)	<0.29		1.8	0.29	ng/L		03/27/20 04:39	03/28/20 01:33	1
Perfluorooctanesulfonamide (FOSA)	0.45	J	1.8	0.32	ng/L		03/27/20 04:39	03/28/20 01:33	1
N-methylperfluorooctanesulfonamidoacetic acid (NMeFOSAA)	<2.8		18	2.8	ng/L		03/27/20 04:39	03/28/20 01:33	1
N-ethylperfluorooctanesulfonamidoacetic acid (NEtFOSAA)	<1.7		18	1.7	ng/L		03/27/20 04:39	03/28/20 01:33	1
4:2 FTS	<4.7		18	4.7	ng/L		03/27/20 04:39	03/28/20 01:33	1
6:2 FTS	<1.8		18	1.8	ng/L		03/27/20 04:39	03/28/20 01:33	1
8:2 FTS	<1.8		18	1.8	ng/L		03/27/20 04:39	03/28/20 01:33	1
10:2 FTS	<0.17		1.8	0.17	ng/L		03/27/20 04:39	03/28/20 01:33	1
NEtFOSA	<0.78		1.8	0.78	ng/L		03/27/20 04:39	03/28/20 01:33	1
NMeFOSA	<0.39		1.8	0.39	ng/L		03/27/20 04:39	03/28/20 01:33	1
Perfluorododecanesulfonic acid (PFDoS)	<0.41		1.8	0.41	ng/L		03/27/20 04:39	03/28/20 01:33	1
NMeFOSE	<1.3		3.6	1.3	ng/L		03/27/20 04:39	03/28/20 01:33	1
NEtFOSE	<0.77		1.8	0.77	ng/L		03/27/20 04:39	03/28/20 01:33	1
ADONA	<0.17		1.9	0.17	ng/L		03/27/20 04:39	03/28/20 01:33	1
F-53B Major	<0.22		1.8	0.22	ng/L		03/27/20 04:39	03/28/20 01:33	1
HFPO-DA (GenX)	<1.4		3.6	1.4	ng/L		03/27/20 04:39	03/28/20 01:33	1
F-53B Minor	<0.29		1.8	0.29	ng/L		03/27/20 04:39	03/28/20 01:33	1
NaDONA	<0.17		1.9	0.17	ng/L		03/27/20 04:39	03/28/20 01:33	1
DONA	<0.16		1.8	0.16	ng/L		03/27/20 04:39	03/28/20 01:33	1
Ammonium Perfluorooctanoate (APFO)	13		1.9	0.79	ng/L		03/27/20 04:39	03/28/20 01:33	1

Eurofins TestAmerica, Sacramento

Client Sample Results

Client: SCS Engineers
 Project/Site: Burke WW Treatment PFAS (25218175)

Job ID: 320-59819-1

Client Sample ID: TW-1
Date Collected: 03/25/20 15:00
Date Received: 03/26/20 09:05

Lab Sample ID: 320-59819-9
Matrix: Water

<i>Isotope Dilution</i>	<i>%Recovery</i>	<i>Qualifier</i>	<i>Limits</i>	<i>Prepared</i>	<i>Analyzed</i>	<i>Dil Fac</i>
13C4 PFBA	72		25 - 150	03/27/20 04:39	03/28/20 01:33	1
13C5 PFPeA	72		25 - 150	03/27/20 04:39	03/28/20 01:33	1
13C2 PFHxA	94		25 - 150	03/27/20 04:39	03/28/20 01:33	1
13C4 PFHpA	89		25 - 150	03/27/20 04:39	03/28/20 01:33	1
13C4 PFOA	91		25 - 150	03/27/20 04:39	03/28/20 01:33	1
13C5 PFNA	102		25 - 150	03/27/20 04:39	03/28/20 01:33	1
13C2 PFDA	118		25 - 150	03/27/20 04:39	03/28/20 01:33	1
13C2 PFHxDA	97		25 - 150	03/27/20 04:39	03/28/20 01:33	1
13C2 PFUnA	115		25 - 150	03/27/20 04:39	03/28/20 01:33	1
13C2 PFDaA	115		25 - 150	03/27/20 04:39	03/28/20 01:33	1
13C2 PFTeDA	119		25 - 150	03/27/20 04:39	03/28/20 01:33	1
13C3 PFBS	101		25 - 150	03/27/20 04:39	03/28/20 01:33	1
18O2 PFHxS	101		25 - 150	03/27/20 04:39	03/28/20 01:33	1
13C4 PFOS	103		25 - 150	03/27/20 04:39	03/28/20 01:33	1
13C8 FOSA	103		25 - 150	03/27/20 04:39	03/28/20 01:33	1
d3-NMeFOSAA	98		25 - 150	03/27/20 04:39	03/28/20 01:33	1
d5-NEtFOSAA	110		25 - 150	03/27/20 04:39	03/28/20 01:33	1
M2-6:2 FTS	209	*5	25 - 150	03/27/20 04:39	03/28/20 01:33	1
M2-8:2 FTS	244	*5	25 - 150	03/27/20 04:39	03/28/20 01:33	1
M2-4:2 FTS	182	*5	25 - 150	03/27/20 04:39	03/28/20 01:33	1
d-N-MeFOSA-M	65		20 - 150	03/27/20 04:39	03/28/20 01:33	1
d-N-EtFOSA-M	61		20 - 150	03/27/20 04:39	03/28/20 01:33	1
d7-N-MeFOSE-M	46		10 - 120	03/27/20 04:39	03/28/20 01:33	1
d9-N-EtFOSE-M	42		10 - 120	03/27/20 04:39	03/28/20 01:33	1
13C3 HFPO-DA	89		25 - 150	03/27/20 04:39	03/28/20 01:33	1

Client Sample Results

Client: SCS Engineers
 Project/Site: Burke WW Treatment PFAS (25218175)

Job ID: 320-59819-1

Client Sample ID: TW-1 Dup

Lab Sample ID: 320-59819-10

Date Collected: 03/25/20 15:00

Matrix: Water

Date Received: 03/26/20 09:05

Method: 537 (modified) - Fluorinated Alkyl Substances

Analyte	Result	Qualifier	RL	MDL	Unit	D	Prepared	Analyzed	Dil Fac
Perfluorobutanoic acid (PFBA)	6.5	B	1.8	0.32	ng/L		03/27/20 04:39	03/28/20 01:43	1
Perfluoropentanoic acid (PFPeA)	1.8		1.8	0.45	ng/L		03/27/20 04:39	03/28/20 01:43	1
Perfluorohexanoic acid (PFHxA)	2.5		1.8	0.53	ng/L		03/27/20 04:39	03/28/20 01:43	1
Perfluoroheptanoic acid (PFHpA)	1.4	J	1.8	0.23	ng/L		03/27/20 04:39	03/28/20 01:43	1
Perfluorooctanoic acid (PFOA)	13		1.8	0.78	ng/L		03/27/20 04:39	03/28/20 01:43	1
Perfluorononanoic acid (PFNA)	0.57	J	1.8	0.25	ng/L		03/27/20 04:39	03/28/20 01:43	1
Perfluorodecanoic acid (PFDA)	<0.29		1.8	0.29	ng/L		03/27/20 04:39	03/28/20 01:43	1
Perfluoroundecanoic acid (PFUnA)	<1.0		1.8	1.0	ng/L		03/27/20 04:39	03/28/20 01:43	1
Perfluorododecanoic acid (PFDoA)	<0.51		1.8	0.51	ng/L		03/27/20 04:39	03/28/20 01:43	1
Perfluorotridecanoic acid (PFTriA)	<1.2		1.8	1.2	ng/L		03/27/20 04:39	03/28/20 01:43	1
Perfluorotetradecanoic acid (PFTeA)	<0.27		1.8	0.27	ng/L		03/27/20 04:39	03/28/20 01:43	1
Perfluoro-n-hexadecanoic acid (PFHxDA)	<0.82		1.8	0.82	ng/L		03/27/20 04:39	03/28/20 01:43	1
Perfluorobutanesulfonic acid (PFBS)	1.4	J	1.8	0.18	ng/L		03/27/20 04:39	03/28/20 01:43	1
Perfluoro-n-octadecanoic acid (PFODA)	<0.42	*1	1.8	0.42	ng/L		03/27/20 04:39	03/28/20 01:43	1
Perfluoropentanesulfonic acid (PFPeS)	1.1	J	1.8	0.28	ng/L		03/27/20 04:39	03/28/20 01:43	1
Perfluorohexanesulfonic acid (PFHxS)	32	B	1.8	0.16	ng/L		03/27/20 04:39	03/28/20 01:43	1
Perfluoroheptanesulfonic Acid (PFHpS)	<0.18		1.8	0.18	ng/L		03/27/20 04:39	03/28/20 01:43	1
Perfluorooctanesulfonic acid (PFOS)	11	I	1.8	0.50	ng/L		03/27/20 04:39	03/28/20 01:43	1
Perfluorononanesulfonic acid (PFNS)	<0.15		1.8	0.15	ng/L		03/27/20 04:39	03/28/20 01:43	1
Perfluorodecanesulfonic acid (PFDS)	<0.29		1.8	0.29	ng/L		03/27/20 04:39	03/28/20 01:43	1
Perfluorooctanesulfonamide (FOSA)	0.34	J	1.8	0.32	ng/L		03/27/20 04:39	03/28/20 01:43	1
N-methylperfluorooctanesulfonamidoacetic acid (NMeFOSAA)	<2.9		18	2.9	ng/L		03/27/20 04:39	03/28/20 01:43	1
N-ethylperfluorooctanesulfonamidoacetic acid (NEtFOSAA)	<1.8		18	1.8	ng/L		03/27/20 04:39	03/28/20 01:43	1
4:2 FTS	<4.8		18	4.8	ng/L		03/27/20 04:39	03/28/20 01:43	1
6:2 FTS	<1.8		18	1.8	ng/L		03/27/20 04:39	03/28/20 01:43	1
8:2 FTS	<1.8		18	1.8	ng/L		03/27/20 04:39	03/28/20 01:43	1
10:2 FTS	<0.18		1.8	0.18	ng/L		03/27/20 04:39	03/28/20 01:43	1
NEtFOSA	<0.80		1.8	0.80	ng/L		03/27/20 04:39	03/28/20 01:43	1
NMeFOSA	<0.40		1.8	0.40	ng/L		03/27/20 04:39	03/28/20 01:43	1
Perfluorododecanesulfonic acid (PFDoS)	<0.41		1.8	0.41	ng/L		03/27/20 04:39	03/28/20 01:43	1
NMeFOSE	<1.3		3.7	1.3	ng/L		03/27/20 04:39	03/28/20 01:43	1
NEtFOSE	<0.78		1.8	0.78	ng/L		03/27/20 04:39	03/28/20 01:43	1
ADONA	<0.18		1.9	0.18	ng/L		03/27/20 04:39	03/28/20 01:43	1
F-53B Major	<0.22		1.8	0.22	ng/L		03/27/20 04:39	03/28/20 01:43	1
HFPO-DA (GenX)	<1.4		3.7	1.4	ng/L		03/27/20 04:39	03/28/20 01:43	1
F-53B Minor	<0.29		1.8	0.29	ng/L		03/27/20 04:39	03/28/20 01:43	1
NaDONA	<0.18		1.9	0.18	ng/L		03/27/20 04:39	03/28/20 01:43	1
DONA	<0.17		1.8	0.17	ng/L		03/27/20 04:39	03/28/20 01:43	1
Ammonium Perfluorooctanoate (APFO)	14		1.9	0.81	ng/L		03/27/20 04:39	03/28/20 01:43	1

Euofins TestAmerica, Sacramento

Client Sample Results

Client: SCS Engineers
 Project/Site: Burke WW Treatment PFAS (25218175)

Job ID: 320-59819-1

Client Sample ID: TW-1 Dup

Lab Sample ID: 320-59819-10

Date Collected: 03/25/20 15:00

Matrix: Water

Date Received: 03/26/20 09:05

<i>Isotope Dilution</i>	<i>%Recovery</i>	<i>Qualifier</i>	<i>Limits</i>	<i>Prepared</i>	<i>Analyzed</i>	<i>Dil Fac</i>
13C4 PFBA	77		25 - 150	03/27/20 04:39	03/28/20 01:43	1
13C5 PFPeA	75		25 - 150	03/27/20 04:39	03/28/20 01:43	1
13C2 PFHxA	101		25 - 150	03/27/20 04:39	03/28/20 01:43	1
13C4 PFHpA	93		25 - 150	03/27/20 04:39	03/28/20 01:43	1
13C4 PFOA	95		25 - 150	03/27/20 04:39	03/28/20 01:43	1
13C5 PFNA	108		25 - 150	03/27/20 04:39	03/28/20 01:43	1
13C2 PFDA	120		25 - 150	03/27/20 04:39	03/28/20 01:43	1
13C2 PFHxDA	99		25 - 150	03/27/20 04:39	03/28/20 01:43	1
13C2 PFUnA	124		25 - 150	03/27/20 04:39	03/28/20 01:43	1
13C2 PFDaA	121		25 - 150	03/27/20 04:39	03/28/20 01:43	1
13C2 PFTeDA	120		25 - 150	03/27/20 04:39	03/28/20 01:43	1
13C3 PFBS	105		25 - 150	03/27/20 04:39	03/28/20 01:43	1
18O2 PFHxS	104		25 - 150	03/27/20 04:39	03/28/20 01:43	1
13C4 PFOS	112		25 - 150	03/27/20 04:39	03/28/20 01:43	1
13C8 FOSA	106		25 - 150	03/27/20 04:39	03/28/20 01:43	1
d3-NMeFOSAA	102		25 - 150	03/27/20 04:39	03/28/20 01:43	1
d5-NEtFOSAA	121		25 - 150	03/27/20 04:39	03/28/20 01:43	1
M2-6:2 FTS	216	*5	25 - 150	03/27/20 04:39	03/28/20 01:43	1
M2-8:2 FTS	266	*5	25 - 150	03/27/20 04:39	03/28/20 01:43	1
M2-4:2 FTS	187	*5	25 - 150	03/27/20 04:39	03/28/20 01:43	1
d-N-MeFOSA-M	68		20 - 150	03/27/20 04:39	03/28/20 01:43	1
d-N-EtFOSA-M	61		20 - 150	03/27/20 04:39	03/28/20 01:43	1
d7-N-MeFOSE-M	54		10 - 120	03/27/20 04:39	03/28/20 01:43	1
d9-N-EtFOSE-M	50		10 - 120	03/27/20 04:39	03/28/20 01:43	1
13C3 HFPO-DA	90		25 - 150	03/27/20 04:39	03/28/20 01:43	1

Isotope Dilution Summary

Client: SCS Engineers
Project/Site: Burke WW Treatment PFAS (25218175)

Job ID: 320-59819-1

Method: 537 (modified) - Fluorinated Alkyl Substances

Matrix: Water

Prep Type: Total/NA

		Percent Isotope Dilution Recovery (Acceptance Limits)							
Lab Sample ID	Client Sample ID	PFBA (25-150)	PFPeA (25-150)	PFHxA (25-150)	PFHpA (25-150)	PFOA (25-150)	PFNA (25-150)	PFDA (25-150)	PFHxDA (25-150)
320-59819-1	MW-5	69	75	98	93	97	105	114	88
320-59819-2	Field Blank	85	82	86	85	82	87	94	83
320-59819-3	Equipment Blank	99	96	99	98	95	102	109	93
320-59819-4	TG-2	73	73	91	91	90	96	102	90
320-59819-5	TW-3	79	76	92	91	91	97	105	93
320-59819-6	TW-4	51	55	77	81	85	100	114	78
320-59819-7	TW-2	38	46	83	82	91	110	123	121
320-59819-8	MW-10	45	48	70	69	69	76	83	64
320-59819-9	TW-1	72	72	94	89	91	102	118	97
320-59819-10	TW-1 Dup	77	75	101	93	95	108	120	99
LCS 320-368093/2-A	Lab Control Sample	109	108	115	108	106	113	121	107
LCS D 320-368093/3-A	Lab Control Sample Dup	95	93	96	94	92	94	106	93
MB 320-368093/1-A	Method Blank	92	93	98	96	93	96	104	92

		Percent Isotope Dilution Recovery (Acceptance Limits)							
Lab Sample ID	Client Sample ID	PFUnA (25-150)	PFDoA (25-150)	PFTDA (25-150)	3C3-PFB (25-150)	PFHxS (25-150)	PFOS (25-150)	PFOSA (25-150)	-NMeFOS (25-150)
320-59819-1	MW-5	113	110	110	102	101	104	105	96
320-59819-2	Field Blank	92	90	91	87	88	85	90	74
320-59819-3	Equipment Blank	111	102	111	100	99	99	99	85
320-59819-4	TG-2	104	98	107	96	95	98	95	80
320-59819-5	TW-3	101	97	103	95	95	93	92	81
320-59819-6	TW-4	111	111	105	85	94	103	98	89
320-59819-7	TW-2	121	121	123	85	101	113	112	95
320-59819-8	MW-10	75	70	68	72	75	74	73	59
320-59819-9	TW-1	115	115	119	101	101	103	103	98
320-59819-10	TW-1 Dup	124	121	120	105	104	112	106	102
LCS 320-368093/2-A	Lab Control Sample	123	117	122	117	112	113	108	99
LCS D 320-368093/3-A	Lab Control Sample Dup	108	101	101	99	95	100	95	87
MB 320-368093/1-A	Method Blank	109	103	110	98	97	97	94	87

		Percent Isotope Dilution Recovery (Acceptance Limits)							
Lab Sample ID	Client Sample ID	-NEtFOS (25-150)	M262FTS (25-150)	M282FTS (25-150)	M242FTS (25-150)	I-MeFOSA (20-150)	N-EtFOSA (20-150)	NMFM (10-120)	NEFM (10-120)
320-59819-1	MW-5	103	154 *5	150	155 *5	58	53	39	38
320-59819-2	Field Blank	77	82	87	72	60	42	27	22
320-59819-3	Equipment Blank	91	91	113	87	87	91	71	64
320-59819-4	TG-2	86	116	113	126	67	58	42	37
320-59819-5	TW-3	95	127	147	122	55	53	40	40
320-59819-6	TW-4	96	164 *5	158 *5	149	58	50	45	42
320-59819-7	TW-2	102	194 *5	156 *5	167 *5	70	61	52	44
320-59819-8	MW-10	60	96	84	100	30	27	26	23
320-59819-9	TW-1	110	209 *5	244 *5	182 *5	65	61	46	42
320-59819-10	TW-1 Dup	121	216 *5	266 *5	187 *5	68	61	54	50
LCS 320-368093/2-A	Lab Control Sample	101	110	116	96	96	101	77	69
LCS D 320-368093/3-A	Lab Control Sample Dup	94	91	108	84	85	82	54	44
MB 320-368093/1-A	Method Blank	91	90	111	84	67	48	29	25

		HFPODA (25-150)
Lab Sample ID	Client Sample ID	89
320-59819-1	MW-5	89

Eurofins TestAmerica, Sacramento

Isotope Dilution Summary

Client: SCS Engineers
 Project/Site: Burke WW Treatment PFAS (25218175)

Job ID: 320-59819-1

Method: 537 (modified) - Fluorinated Alkyl Substances (Continued)

Matrix: Water

Prep Type: Total/NA

Percent Isotope Dilution Recovery (Acceptance Limits)

Lab Sample ID	Client Sample ID	HFPODA (25-150)
320-59819-2	Field Blank	84
320-59819-3	Equipment Blank	98
320-59819-4	TG-2	84
320-59819-5	TW-3	91
320-59819-6	TW-4	76
320-59819-7	TW-2	76
320-59819-8	MW-10	64
320-59819-9	TW-1	89
320-59819-10	TW-1 Dup	90
LCS 320-368093/2-A	Lab Control Sample	112
LCSD 320-368093/3-A	Lab Control Sample Dup	95
MB 320-368093/1-A	Method Blank	98

Surrogate Legend

- PFBA = 13C4 PFBA
- PFPeA = 13C5 PFPeA
- PFHxA = 13C2 PFHxA
- PFHpA = 13C4 PFHpA
- PFOA = 13C4 PFOA
- PFNA = 13C5 PFNA
- PFDA = 13C2 PFDA
- PFHxDA = 13C2 PFHxDA
- PFUnA = 13C2 PFUnA
- PFDoA = 13C2 PFDoA
- PFTDA = 13C2 PFTeDA
- 13C3-PFBS = 13C3 PFBS
- PFHxS = 18O2 PFHxS
- PFOS = 13C4 PFOS
- PFOSA = 13C8 FOSA
- d3-NMeFOSAA = d3-NMeFOSAA
- d5-NEtFOSAA = d5-NEtFOSAA
- M262FTS = M2-6:2 FTS
- M282FTS = M2-8:2 FTS
- M242FTS = M2-4:2 FTS
- d-N-MeFOSA-M = d-N-MeFOSA-M
- d-N-EtFOSA-M = d-N-EtFOSA-M
- NMFM = d7-N-MeFOSE-M
- NEFM = d9-N-EtFOSE-M
- HFPODA = 13C3 HFPO-DA

QC Sample Results

Client: SCS Engineers
 Project/Site: Burke WW Treatment PFAS (25218175)

Job ID: 320-59819-1

Method: 537 (modified) - Fluorinated Alkyl Substances

Lab Sample ID: MB 320-368093/1-A
Matrix: Water
Analysis Batch: 368331

Client Sample ID: Method Blank
Prep Type: Total/NA
Prep Batch: 368093

Analyte	MB	MB	RL	MDL	Unit	D	Prepared	Analyzed	Dil Fac
	Result	Qualifier							
Perfluorobutanoic acid (PFBA)	0.897	J	2.0	0.35	ng/L		03/27/20 04:39	03/27/20 22:13	1
Perfluoropentanoic acid (PFPeA)	<0.49		2.0	0.49	ng/L		03/27/20 04:39	03/27/20 22:13	1
Perfluorohexanoic acid (PFHxA)	<0.58		2.0	0.58	ng/L		03/27/20 04:39	03/27/20 22:13	1
Perfluoroheptanoic acid (PFHpA)	<0.25		2.0	0.25	ng/L		03/27/20 04:39	03/27/20 22:13	1
Perfluorooctanoic acid (PFOA)	<0.85		2.0	0.85	ng/L		03/27/20 04:39	03/27/20 22:13	1
Perfluorononanoic acid (PFNA)	<0.27		2.0	0.27	ng/L		03/27/20 04:39	03/27/20 22:13	1
Perfluorodecanoic acid (PFDA)	<0.31		2.0	0.31	ng/L		03/27/20 04:39	03/27/20 22:13	1
Perfluoroundecanoic acid (PFUnA)	<1.1		2.0	1.1	ng/L		03/27/20 04:39	03/27/20 22:13	1
Perfluorododecanoic acid (PFDoA)	<0.55		2.0	0.55	ng/L		03/27/20 04:39	03/27/20 22:13	1
Perfluorotridecanoic acid (PFTriA)	<1.3		2.0	1.3	ng/L		03/27/20 04:39	03/27/20 22:13	1
Perfluorotetradecanoic acid (PFTeA)	<0.29		2.0	0.29	ng/L		03/27/20 04:39	03/27/20 22:13	1
Perfluoro-n-hexadecanoic acid (PFHxDA)	<0.89		2.0	0.89	ng/L		03/27/20 04:39	03/27/20 22:13	1
Perfluorobutanesulfonic acid (PFBS)	<0.20		2.0	0.20	ng/L		03/27/20 04:39	03/27/20 22:13	1
Perfluoro-n-octadecanoic acid (PFODA)	<0.46		2.0	0.46	ng/L		03/27/20 04:39	03/27/20 22:13	1
Perfluoropentanesulfonic acid (PFPeS)	<0.30		2.0	0.30	ng/L		03/27/20 04:39	03/27/20 22:13	1
Perfluorohexanesulfonic acid (PFHxS)	0.360	J	2.0	0.17	ng/L		03/27/20 04:39	03/27/20 22:13	1
Perfluoroheptanesulfonic Acid (PFHpS)	<0.19		2.0	0.19	ng/L		03/27/20 04:39	03/27/20 22:13	1
Perfluorooctanesulfonic acid (PFOS)	<0.54		2.0	0.54	ng/L		03/27/20 04:39	03/27/20 22:13	1
Perfluorononanesulfonic acid (PFNS)	<0.16		2.0	0.16	ng/L		03/27/20 04:39	03/27/20 22:13	1
Perfluorodecanesulfonic acid (PFDS)	<0.32		2.0	0.32	ng/L		03/27/20 04:39	03/27/20 22:13	1
Perfluorooctanesulfonamide (FOSA)	<0.35		2.0	0.35	ng/L		03/27/20 04:39	03/27/20 22:13	1
N-methylperfluorooctanesulfonamidoacetic acid (NMeFOSAA)	<3.1		20	3.1	ng/L		03/27/20 04:39	03/27/20 22:13	1
N-ethylperfluorooctanesulfonamidoacetic acid (NEtFOSAA)	<1.9		20	1.9	ng/L		03/27/20 04:39	03/27/20 22:13	1
4:2 FTS	<5.2		20	5.2	ng/L		03/27/20 04:39	03/27/20 22:13	1
6:2 FTS	<2.0		20	2.0	ng/L		03/27/20 04:39	03/27/20 22:13	1
8:2 FTS	<2.0		20	2.0	ng/L		03/27/20 04:39	03/27/20 22:13	1
10:2 FTS	<0.19		2.0	0.19	ng/L		03/27/20 04:39	03/27/20 22:13	1
NEtFOSA	<0.87		2.0	0.87	ng/L		03/27/20 04:39	03/27/20 22:13	1
NMeFOSA	<0.43		2.0	0.43	ng/L		03/27/20 04:39	03/27/20 22:13	1
Perfluorododecanesulfonic acid (PFDoS)	<0.45		2.0	0.45	ng/L		03/27/20 04:39	03/27/20 22:13	1
NMeFOSE	<1.4		4.0	1.4	ng/L		03/27/20 04:39	03/27/20 22:13	1
NEtFOSE	<0.85		2.0	0.85	ng/L		03/27/20 04:39	03/27/20 22:13	1
ADONA	<0.19		2.1	0.19	ng/L		03/27/20 04:39	03/27/20 22:13	1
F-53B Major	<0.24		2.0	0.24	ng/L		03/27/20 04:39	03/27/20 22:13	1
HFPO-DA (GenX)	<1.5		4.0	1.5	ng/L		03/27/20 04:39	03/27/20 22:13	1
F-53B Minor	<0.32		2.0	0.32	ng/L		03/27/20 04:39	03/27/20 22:13	1
NaDONA	<0.19		2.1	0.19	ng/L		03/27/20 04:39	03/27/20 22:13	1
DONA	<0.18		2.0	0.18	ng/L		03/27/20 04:39	03/27/20 22:13	1
Ammonium Perfluorooctanoate (APFO)	<0.88		2.1	0.88	ng/L		03/27/20 04:39	03/27/20 22:13	1

Isotope Dilution	MB	MB	Limits	Prepared	Analyzed	Dil Fac
	%Recovery	Qualifier				
13C4 PFBA	92		25 - 150	03/27/20 04:39	03/27/20 22:13	1

Eurofins TestAmerica, Sacramento

QC Sample Results

Client: SCS Engineers
 Project/Site: Burke WW Treatment PFAS (25218175)

Job ID: 320-59819-1

Method: 537 (modified) - Fluorinated Alkyl Substances (Continued)

Lab Sample ID: MB 320-368093/1-A
Matrix: Water
Analysis Batch: 368331

Client Sample ID: Method Blank
Prep Type: Total/NA
Prep Batch: 368093

Isotope Dilution	MB MB		Limits	Prepared	Analyzed	Dil Fac
	%Recovery	Qualifier				
13C5 PFPeA	93		25 - 150	03/27/20 04:39	03/27/20 22:13	1
13C2 PFHxA	98		25 - 150	03/27/20 04:39	03/27/20 22:13	1
13C4 PFHpA	96		25 - 150	03/27/20 04:39	03/27/20 22:13	1
13C4 PFOA	93		25 - 150	03/27/20 04:39	03/27/20 22:13	1
13C5 PFNA	96		25 - 150	03/27/20 04:39	03/27/20 22:13	1
13C2 PFDA	104		25 - 150	03/27/20 04:39	03/27/20 22:13	1
13C2 PFHxDA	92		25 - 150	03/27/20 04:39	03/27/20 22:13	1
13C2 PFUnA	109		25 - 150	03/27/20 04:39	03/27/20 22:13	1
13C2 PFDoA	103		25 - 150	03/27/20 04:39	03/27/20 22:13	1
13C2 PFTeDA	110		25 - 150	03/27/20 04:39	03/27/20 22:13	1
13C3 PFBS	98		25 - 150	03/27/20 04:39	03/27/20 22:13	1
18O2 PFHxS	97		25 - 150	03/27/20 04:39	03/27/20 22:13	1
13C4 PFOS	97		25 - 150	03/27/20 04:39	03/27/20 22:13	1
13C8 FOSA	94		25 - 150	03/27/20 04:39	03/27/20 22:13	1
d3-NMeFOSAA	87		25 - 150	03/27/20 04:39	03/27/20 22:13	1
d5-NEtFOSAA	91		25 - 150	03/27/20 04:39	03/27/20 22:13	1
M2-6:2 FTS	90		25 - 150	03/27/20 04:39	03/27/20 22:13	1
M2-8:2 FTS	111		25 - 150	03/27/20 04:39	03/27/20 22:13	1
M2-4:2 FTS	84		25 - 150	03/27/20 04:39	03/27/20 22:13	1
d-N-MeFOSA-M	67		20 - 150	03/27/20 04:39	03/27/20 22:13	1
d-N-EtFOSA-M	48		20 - 150	03/27/20 04:39	03/27/20 22:13	1
d7-N-MeFOSE-M	29		10 - 120	03/27/20 04:39	03/27/20 22:13	1
d9-N-EtFOSE-M	25		10 - 120	03/27/20 04:39	03/27/20 22:13	1
13C3 HFPO-DA	98		25 - 150	03/27/20 04:39	03/27/20 22:13	1

Lab Sample ID: LCS 320-368093/2-A
Matrix: Water
Analysis Batch: 368331

Client Sample ID: Lab Control Sample
Prep Type: Total/NA
Prep Batch: 368093

Analyte	Spike Added	LCS Result	LCS Qualifier	Unit	D	%Rec	Limits
Perfluoropentanoic acid (PFPeA)	40.0	41.8		ng/L		105	71 - 131
Perfluorohexanoic acid (PFHxA)	40.0	39.3		ng/L		98	73 - 133
Perfluoroheptanoic acid (PFHpA)	40.0	42.6		ng/L		107	72 - 132
Perfluorooctanoic acid (PFOA)	40.0	39.2		ng/L		98	70 - 130
Perfluorononanoic acid (PFNA)	40.0	40.9		ng/L		102	75 - 135
Perfluorodecanoic acid (PFDA)	40.0	40.2		ng/L		101	76 - 136
Perfluoroundecanoic acid (PFUnA)	40.0	37.7		ng/L		94	68 - 128
Perfluorododecanoic acid (PFDoA)	40.0	41.5		ng/L		104	71 - 131
Perfluorotridecanoic acid (PFTriA)	40.0	42.9		ng/L		107	71 - 131
Perfluorotetradecanoic acid (PFTeA)	40.0	38.0		ng/L		95	70 - 130
Perfluoro-n-hexadecanoic acid (PFHxDA)	40.0	42.8		ng/L		107	76 - 136
Perfluorobutanesulfonic acid (PFBS)	35.4	35.8		ng/L		101	67 - 127
Perfluoro-n-octadecanoic acid (PFODA)	40.0	37.1		ng/L		93	58 - 145

Eurofins TestAmerica, Sacramento

QC Sample Results

Client: SCS Engineers
 Project/Site: Burke WW Treatment PFAS (25218175)

Job ID: 320-59819-1

Method: 537 (modified) - Fluorinated Alkyl Substances (Continued)

Lab Sample ID: LCS 320-368093/2-A
Matrix: Water
Analysis Batch: 368331

Client Sample ID: Lab Control Sample
Prep Type: Total/NA
Prep Batch: 368093

Analyte	Spike Added	LCS Result	LCS Qualifier	Unit	D	%Rec	%Rec. Limits
Perfluoropentanesulfonic acid (PFPeS)	37.5	36.8		ng/L		98	66 - 126
Perfluorohexanesulfonic acid (PFHxS)	36.4	35.1		ng/L		96	59 - 119
Perfluoroheptanesulfonic Acid (PFHpS)	38.1	40.6		ng/L		107	76 - 136
Perfluorooctanesulfonic acid (PFOS)	37.1	34.8		ng/L		94	70 - 130
Perfluorononanesulfonic acid (PFNS)	38.4	41.1		ng/L		107	75 - 135
Perfluorodecanesulfonic acid (PFDS)	38.6	42.1		ng/L		109	71 - 131
Perfluorooctanesulfonamide (FOSA)	40.0	42.4		ng/L		106	73 - 133
N-methylperfluorooctanesulfonamide (NMeFOSAA)	40.0	45.5		ng/L		114	76 - 136
N-ethylperfluorooctanesulfonamide (NEtFOSAA)	40.0	43.4		ng/L		108	76 - 136
4:2 FTS	37.4	33.8		ng/L		91	79 - 139
6:2 FTS	37.9	33.9		ng/L		89	59 - 175
8:2 FTS	38.3	40.1		ng/L		105	75 - 135
10:2 FTS	38.6	44.4		ng/L		115	64 - 142
NMeFOSA	40.0	45.9		ng/L		115	67 - 154
Perfluorododecanesulfonic acid (PFDoS)	38.7	40.2		ng/L		104	67 - 127
NMeFOSE	40.0	42.7		ng/L		107	70 - 130
NEtFOSE	40.0	38.7		ng/L		97	71 - 131
ADONA	39.5	41.0		ng/L		104	79 - 139
F-53B Major	37.3	39.4		ng/L		106	75 - 135
HFPO-DA (GenX)	40.0	39.0		ng/L		98	51 - 173
F-53B Minor	37.7	39.2		ng/L		104	54 - 114
NaDONA	40.0	41.5		ng/L		104	79 - 139
DONA	37.7	39.1		ng/L		104	79 - 139
Ammonium Perfluorooctanoate (APFO)	41.6	40.8		ng/L		98	70 - 130

Isotope Dilution	LCS LCS		Limits
	%Recovery	Qualifier	
13C4 PFBA	109		25 - 150
13C5 PFPeA	108		25 - 150
13C2 PFHxA	115		25 - 150
13C4 PFHpA	108		25 - 150
13C4 PFOA	106		25 - 150
13C5 PFNA	113		25 - 150
13C2 PFDA	121		25 - 150
13C2 PFHxDA	107		25 - 150
13C2 PFUnA	123		25 - 150
13C2 PFDoA	117		25 - 150
13C2 PFTeDA	122		25 - 150
13C3 PFBS	117		25 - 150
18O2 PFHxS	112		25 - 150
13C4 PFOS	113		25 - 150

QC Sample Results

Client: SCS Engineers
 Project/Site: Burke WW Treatment PFAS (25218175)

Job ID: 320-59819-1

Method: 537 (modified) - Fluorinated Alkyl Substances (Continued)

Lab Sample ID: LCS 320-368093/2-A
Matrix: Water
Analysis Batch: 368331

Client Sample ID: Lab Control Sample
Prep Type: Total/NA
Prep Batch: 368093

<i>Isotope Dilution</i>	<i>LCS %Recovery</i>	<i>LCS Qualifier</i>	<i>Limits</i>
13C8 FOSA	108		25 - 150
d3-NMeFOSAA	99		25 - 150
d5-NEtFOSAA	101		25 - 150
M2-6:2 FTS	110		25 - 150
M2-8:2 FTS	116		25 - 150
M2-4:2 FTS	96		25 - 150
d-N-MeFOSA-M	96		20 - 150
d-N-EtFOSA-M	101		20 - 150
d7-N-MeFOSE-M	77		10 - 120
d9-N-EtFOSE-M	69		10 - 120
13C3 HFPO-DA	112		25 - 150

Lab Sample ID: LCSD 320-368093/3-A
Matrix: Water
Analysis Batch: 368331

Client Sample ID: Lab Control Sample Dup
Prep Type: Total/NA
Prep Batch: 368093

<i>Analyte</i>	<i>Spike Added</i>	<i>LCSD Result</i>	<i>LCSD Qualifier</i>	<i>Unit</i>	<i>D</i>	<i>%Rec</i>	<i>%Rec. Limits</i>	<i>RPD</i>	<i>RPD Limit</i>
Perfluorobutanoic acid (PFBA)	40.0	39.7		ng/L		99	76 - 136	4	30
Perfluoropentanoic acid (PFPeA)	40.0	40.5		ng/L		101	71 - 131	3	30
Perfluorohexanoic acid (PFHxA)	40.0	39.5		ng/L		99	73 - 133	1	30
Perfluoroheptanoic acid (PFHpA)	40.0	40.6		ng/L		101	72 - 132	5	30
Perfluorooctanoic acid (PFOA)	40.0	39.7		ng/L		99	70 - 130	1	30
Perfluorononanoic acid (PFNA)	40.0	41.5		ng/L		104	75 - 135	1	30
Perfluorodecanoic acid (PFDA)	40.0	38.3		ng/L		96	76 - 136	5	30
Perfluoroundecanoic acid (PFUnA)	40.0	34.6		ng/L		86	68 - 128	9	30
Perfluorododecanoic acid (PFDoA)	40.0	41.9		ng/L		105	71 - 131	1	30
Perfluorotridecanoic acid (PFTriA)	40.0	43.2		ng/L		108	71 - 131	1	30
Perfluorotetradecanoic acid (PFTeA)	40.0	38.9		ng/L		97	70 - 130	2	30
Perfluoro-n-hexadecanoic acid (PFHxDA)	40.0	41.5		ng/L		104	76 - 136	3	30
Perfluorobutanesulfonic acid (PFBS)	35.4	35.9		ng/L		101	67 - 127	0	30
Perfluoro-n-octadecanoic acid (PFODA)	40.0	23.5	*1	ng/L		59	58 - 145	45	30
Perfluoropentanesulfonic acid (PFPeS)	37.5	37.1		ng/L		99	66 - 126	1	30
Perfluorohexanesulfonic acid (PFHxS)	36.4	34.6		ng/L		95	59 - 119	2	30
Perfluoroheptanesulfonic Acid (PFHpS)	38.1	38.9		ng/L		102	76 - 136	4	30
Perfluorooctanesulfonic acid (PFOS)	37.1	35.8		ng/L		97	70 - 130	3	30
Perfluorononanesulfonic acid (PFNS)	38.4	39.3		ng/L		102	75 - 135	4	30
Perfluorodecanesulfonic acid (PFDS)	38.6	39.4		ng/L		102	71 - 131	7	30
Perfluorooctanesulfonamide (FOSA)	40.0	40.5		ng/L		101	73 - 133	4	30

Eurofins TestAmerica, Sacramento

QC Sample Results

Client: SCS Engineers
 Project/Site: Burke WW Treatment PFAS (25218175)

Job ID: 320-59819-1

Method: 537 (modified) - Fluorinated Alkyl Substances (Continued)

Lab Sample ID: LCSD 320-368093/3-A
Matrix: Water
Analysis Batch: 368331

Client Sample ID: Lab Control Sample Dup
Prep Type: Total/NA
Prep Batch: 368093

Analyte	Spike Added	LCSD Result	LCSD Qualifier	Unit	D	%Rec	%Rec. Limits	RPD	RPD Limit
N-methylperfluorooctanesulfona midoacetic acid (NMeFOSAA)	40.0	42.2		ng/L		105	76 - 136	8	30
N-ethylperfluorooctanesulfonami doacetic acid (NEtFOSAA)	40.0	39.6		ng/L		99	76 - 136	9	30
4:2 FTS	37.4	33.9		ng/L		91	79 - 139	0	30
6:2 FTS	37.9	34.0		ng/L		90	59 - 175	0	30
8:2 FTS	38.3	35.8		ng/L		93	75 - 135	11	30
10:2 FTS	38.6	35.8		ng/L		93	64 - 142	21	30
NMeFOSA	40.0	42.7		ng/L		107	67 - 154	7	30
Perfluorododecanesulfonic acid (PFDoS)	38.7	38.3		ng/L		99	67 - 127	5	30
NMeFOSE	40.0	39.7		ng/L		99	70 - 130	7	30
NEtFOSE	40.0	40.6		ng/L		102	71 - 131	5	30
ADONA	39.5	38.7		ng/L		98	79 - 139	6	30
F-53B Major	37.3	37.5		ng/L		100	75 - 135	5	30
HFPO-DA (GenX)	40.0	39.5		ng/L		99	51 - 173	1	30
F-53B Minor	37.7	38.3		ng/L		102	54 - 114	2	30
NaDONA	40.0	39.1		ng/L		98	79 - 139	6	30
DONA	37.7	36.9		ng/L		98	79 - 139	6	30
Ammonium Perfluorooctanoate (APFO)	41.6	41.3		ng/L		99	70 - 130	1	30

Isotope Dilution	LCSD		Limits
	%Recovery	Qualifier	
13C4 PFBA	95		25 - 150
13C5 PFPeA	93		25 - 150
13C2 PFHxA	96		25 - 150
13C4 PFHpA	94		25 - 150
13C4 PFOA	92		25 - 150
13C5 PFNA	94		25 - 150
13C2 PFDA	106		25 - 150
13C2 PFHxDA	93		25 - 150
13C2 PFUnA	108		25 - 150
13C2 PFDoA	101		25 - 150
13C2 PFTeDA	101		25 - 150
13C3 PFBS	99		25 - 150
18O2 PFHxS	95		25 - 150
13C4 PFOS	100		25 - 150
13C8 FOSA	95		25 - 150
d3-NMeFOSAA	87		25 - 150
d5-NEtFOSAA	94		25 - 150
M2-6:2 FTS	91		25 - 150
M2-8:2 FTS	108		25 - 150
M2-4:2 FTS	84		25 - 150
d-N-MeFOSA-M	85		20 - 150
d-N-EtFOSA-M	82		20 - 150
d7-N-MeFOSE-M	54		10 - 120
d9-N-EtFOSE-M	44		10 - 120
13C3 HFPO-DA	95		25 - 150

QC Association Summary

Client: SCS Engineers
 Project/Site: Burke WW Treatment PFAS (25218175)

Job ID: 320-59819-1

LCMS

Prep Batch: 368093

Lab Sample ID	Client Sample ID	Prep Type	Matrix	Method	Prep Batch
320-59819-1	MW-5	Total/NA	Water	3535	
320-59819-2	Field Blank	Total/NA	Water	3535	
320-59819-3	Equipment Blank	Total/NA	Water	3535	
320-59819-4	TG-2	Total/NA	Water	3535	
320-59819-5	TW-3	Total/NA	Water	3535	
320-59819-6	TW-4	Total/NA	Water	3535	
320-59819-7	TW-2	Total/NA	Water	3535	
320-59819-8	MW-10	Total/NA	Water	3535	
320-59819-9	TW-1	Total/NA	Water	3535	
320-59819-10	TW-1 Dup	Total/NA	Water	3535	
MB 320-368093/1-A	Method Blank	Total/NA	Water	3535	
LCS 320-368093/2-A	Lab Control Sample	Total/NA	Water	3535	
LCSD 320-368093/3-A	Lab Control Sample Dup	Total/NA	Water	3535	

Analysis Batch: 368331

Lab Sample ID	Client Sample ID	Prep Type	Matrix	Method	Prep Batch
320-59819-1	MW-5	Total/NA	Water	537 (modified)	368093
320-59819-2	Field Blank	Total/NA	Water	537 (modified)	368093
320-59819-3	Equipment Blank	Total/NA	Water	537 (modified)	368093
320-59819-4	TG-2	Total/NA	Water	537 (modified)	368093
320-59819-6	TW-4	Total/NA	Water	537 (modified)	368093
320-59819-7	TW-2	Total/NA	Water	537 (modified)	368093
320-59819-8	MW-10	Total/NA	Water	537 (modified)	368093
320-59819-9	TW-1	Total/NA	Water	537 (modified)	368093
320-59819-10	TW-1 Dup	Total/NA	Water	537 (modified)	368093
MB 320-368093/1-A	Method Blank	Total/NA	Water	537 (modified)	368093
LCS 320-368093/2-A	Lab Control Sample	Total/NA	Water	537 (modified)	368093
LCSD 320-368093/3-A	Lab Control Sample Dup	Total/NA	Water	537 (modified)	368093

Analysis Batch: 368478

Lab Sample ID	Client Sample ID	Prep Type	Matrix	Method	Prep Batch
320-59819-5	TW-3	Total/NA	Water	537 (modified)	368093

Lab Chronicle

Client: SCS Engineers
Project/Site: Burke WW Treatment PFAS (25218175)

Job ID: 320-59819-1

Client Sample ID: MW-5
Date Collected: 03/25/20 10:00
Date Received: 03/26/20 09:05

Lab Sample ID: 320-59819-1
Matrix: Water

Prep Type	Batch Type	Batch Method	Run	Dil Factor	Initial Amount	Final Amount	Batch Number	Prepared or Analyzed	Analyst	Lab
Total/NA	Prep	3535			280.3 mL	10.0 mL	368093	03/27/20 04:39	PV	TAL SAC
Total/NA	Analysis	537 (modified)		1			368331	03/28/20 00:13	S1M	TAL SAC

Client Sample ID: Field Blank
Date Collected: 03/25/20 09:40
Date Received: 03/26/20 09:05

Lab Sample ID: 320-59819-2
Matrix: Water

Prep Type	Batch Type	Batch Method	Run	Dil Factor	Initial Amount	Final Amount	Batch Number	Prepared or Analyzed	Analyst	Lab
Total/NA	Prep	3535			257.9 mL	10.0 mL	368093	03/27/20 04:39	PV	TAL SAC
Total/NA	Analysis	537 (modified)		1			368331	03/28/20 00:23	S1M	TAL SAC

Client Sample ID: Equipment Blank
Date Collected: 03/25/20 10:10
Date Received: 03/26/20 09:05

Lab Sample ID: 320-59819-3
Matrix: Water

Prep Type	Batch Type	Batch Method	Run	Dil Factor	Initial Amount	Final Amount	Batch Number	Prepared or Analyzed	Analyst	Lab
Total/NA	Prep	3535			280.4 mL	10.0 mL	368093	03/27/20 04:39	PV	TAL SAC
Total/NA	Analysis	537 (modified)		1			368331	03/28/20 00:33	S1M	TAL SAC

Client Sample ID: TG-2
Date Collected: 03/25/20 10:50
Date Received: 03/26/20 09:05

Lab Sample ID: 320-59819-4
Matrix: Water

Prep Type	Batch Type	Batch Method	Run	Dil Factor	Initial Amount	Final Amount	Batch Number	Prepared or Analyzed	Analyst	Lab
Total/NA	Prep	3535			279.2 mL	10.0 mL	368093	03/27/20 04:39	PV	TAL SAC
Total/NA	Analysis	537 (modified)		1			368331	03/28/20 00:43	S1M	TAL SAC

Client Sample ID: TW-3
Date Collected: 03/25/20 12:00
Date Received: 03/26/20 09:05

Lab Sample ID: 320-59819-5
Matrix: Water

Prep Type	Batch Type	Batch Method	Run	Dil Factor	Initial Amount	Final Amount	Batch Number	Prepared or Analyzed	Analyst	Lab
Total/NA	Prep	3535			267.8 mL	10.0 mL	368093	03/27/20 04:39	PV	TAL SAC
Total/NA	Analysis	537 (modified)		10			368478	03/28/20 17:21	S1M	TAL SAC

Client Sample ID: TW-4
Date Collected: 03/25/20 13:05
Date Received: 03/26/20 09:05

Lab Sample ID: 320-59819-6
Matrix: Water

Prep Type	Batch Type	Batch Method	Run	Dil Factor	Initial Amount	Final Amount	Batch Number	Prepared or Analyzed	Analyst	Lab
Total/NA	Prep	3535			278.6 mL	10.0 mL	368093	03/27/20 04:39	PV	TAL SAC
Total/NA	Analysis	537 (modified)		1			368331	03/28/20 01:03	S1M	TAL SAC

Lab Chronicle

Client: SCS Engineers
 Project/Site: Burke WW Treatment PFAS (25218175)

Job ID: 320-59819-1

Client Sample ID: TW-2

Date Collected: 03/25/20 14:00

Date Received: 03/26/20 09:05

Lab Sample ID: 320-59819-7

Matrix: Water

Prep Type	Batch Type	Batch Method	Run	Dil Factor	Initial Amount	Final Amount	Batch Number	Prepared or Analyzed	Analyst	Lab
Total/NA	Prep	3535			274.2 mL	10.0 mL	368093	03/27/20 04:39	PV	TAL SAC
Total/NA	Analysis	537 (modified)		1			368331	03/28/20 01:13	S1M	TAL SAC

Client Sample ID: MW-10

Date Collected: 03/25/20 14:40

Date Received: 03/26/20 09:05

Lab Sample ID: 320-59819-8

Matrix: Water

Prep Type	Batch Type	Batch Method	Run	Dil Factor	Initial Amount	Final Amount	Batch Number	Prepared or Analyzed	Analyst	Lab
Total/NA	Prep	3535			276 mL	10.0 mL	368093	03/27/20 04:39	PV	TAL SAC
Total/NA	Analysis	537 (modified)		1			368331	03/28/20 01:23	S1M	TAL SAC

Client Sample ID: TW-1

Date Collected: 03/25/20 15:00

Date Received: 03/26/20 09:05

Lab Sample ID: 320-59819-9

Matrix: Water

Prep Type	Batch Type	Batch Method	Run	Dil Factor	Initial Amount	Final Amount	Batch Number	Prepared or Analyzed	Analyst	Lab
Total/NA	Prep	3535			277.1 mL	10.0 mL	368093	03/27/20 04:39	PV	TAL SAC
Total/NA	Analysis	537 (modified)		1			368331	03/28/20 01:33	S1M	TAL SAC

Client Sample ID: TW-1 Dup

Date Collected: 03/25/20 15:00

Date Received: 03/26/20 09:05

Lab Sample ID: 320-59819-10

Matrix: Water

Prep Type	Batch Type	Batch Method	Run	Dil Factor	Initial Amount	Final Amount	Batch Number	Prepared or Analyzed	Analyst	Lab
Total/NA	Prep	3535			271.3 mL	10.0 mL	368093	03/27/20 04:39	PV	TAL SAC
Total/NA	Analysis	537 (modified)		1			368331	03/28/20 01:43	S1M	TAL SAC

Laboratory References:

TAL SAC = Eurofins TestAmerica, Sacramento, 880 Riverside Parkway, West Sacramento, CA 95605, TEL (916)373-5600

Accreditation/Certification Summary

Client: SCS Engineers
 Project/Site: Burke WW Treatment PFAS (25218175)

Job ID: 320-59819-1

Laboratory: Eurofins TestAmerica, Sacramento

All accreditations/certifications held by this laboratory are listed. Not all accreditations/certifications are applicable to this report.

Authority	Program	Identification Number	Expiration Date
Alaska (UST)	State	17-020	01-20-21
ANAB	Dept. of Defense ELAP	L2468	01-20-21
ANAB	Dept. of Energy	L2468.01	01-20-21
ANAB	ISO/IEC 17025	L2468	01-20-21
Arizona	State	AZ0708	08-11-20
Arkansas DEQ	State	19-042-0	06-17-20
California	State	2897	01-31-22
Colorado	State	CA0004	08-31-20
Connecticut	State	PH-0691	06-30-21
Florida	NELAP	E87570	06-30-20
Georgia	State	4040	01-30-21
Hawaii	State	<cert No.>	01-29-21
Kansas	NELAP	E-10375	10-31-20
Louisiana	NELAP	01944	06-30-20
Maine	State	2018009	04-14-20
Michigan	State	9947	01-29-20 *
Nevada	State	CA000442020-1	07-31-20
New Hampshire	NELAP	2997	04-18-20
New Jersey	NELAP	CA005	06-30-20
New York	NELAP	11666	04-01-20
Oregon	NELAP	4040	01-29-21
Pennsylvania	NELAP	68-01272	03-31-20
Texas	NELAP	T104704399-19-13	05-31-20
US Fish & Wildlife	US Federal Programs	58448	07-31-20
USDA	US Federal Programs	P330-18-00239	07-31-21
Utah	NELAP	CA000442019-01	02-28-21
Vermont	State	VT-4040	04-16-20
Virginia	NELAP	460278	03-14-21
Washington	State	C581	05-05-20
West Virginia (DW)	State	9930C	12-31-20
Wyoming	State Program	8TMS-L	01-28-19 *

Laboratory: Eurofins TestAmerica, Chicago

The accreditations/certifications listed below are applicable to this report.

Authority	Program	Identification Number	Expiration Date
Wisconsin	State	999580010	08-31-20

* Accreditation/Certification renewal pending - accreditation/certification considered valid.

Method Summary

Client: SCS Engineers
Project/Site: Burke WW Treatment PFAS (25218175)

Job ID: 320-59819-1

Method	Method Description	Protocol	Laboratory
537 (modified)	Fluorinated Alkyl Substances	EPA	TAL SAC
3535	Solid-Phase Extraction (SPE)	SW846	TAL SAC

Protocol References:

EPA = US Environmental Protection Agency

SW846 = "Test Methods For Evaluating Solid Waste, Physical/Chemical Methods", Third Edition, November 1986 And Its Updates.

Laboratory References:

TAL SAC = Eurofins TestAmerica, Sacramento, 880 Riverside Parkway, West Sacramento, CA 95605, TEL (916)373-5600



Sample Summary

Client: SCS Engineers
Project/Site: Burke WW Treatment PFAS (25218175)

Job ID: 320-59819-1

Lab Sample ID	Client Sample ID	Matrix	Collected	Received	Asset ID
320-59819-1	MW-5	Water	03/25/20 10:00	03/26/20 09:05	
320-59819-2	Field Blank	Water	03/25/20 09:40	03/26/20 09:05	
320-59819-3	Equipment Blank	Water	03/25/20 10:10	03/26/20 09:05	
320-59819-4	TG-2	Water	03/25/20 10:50	03/26/20 09:05	
320-59819-5	TW-3	Water	03/25/20 12:00	03/26/20 09:05	
320-59819-6	TW-4	Water	03/25/20 13:05	03/26/20 09:05	
320-59819-7	TW-2	Water	03/25/20 14:00	03/26/20 09:05	
320-59819-8	MW-10	Water	03/25/20 14:40	03/26/20 09:05	
320-59819-9	TW-1	Water	03/25/20 15:00	03/26/20 09:05	
320-59819-10	TW-1 Dup	Water	03/25/20 15:00	03/26/20 09:05	

Chain of Custody Record

Client Information		Lab PM: Fredrick, Sandle		Sampler:	
Address: 2830 Dairy Dr		E-Mail: sandie.fredrick@testamericainc.com		Phone:	
City: Madison		State: WI, 53718		Project #:	
Phone:		Add Project number here		SSOW#:	
Email: eoelkers@scsengineers.com		WC#:		Project Name:	
Burke WW Treatment PFAS(25218175)		Site:		Site:	
Due Date Requested:		TAT Requested (days):		PO #:	
Sample Date		Sample Time		Sample Type (C=comp, G=grab)	
Sample Identification		Matrix (Water, Gas, Soil, or Waste/Oil)		Matrix	
MLW-5		Water		Water	
Field Blank		Water		Water	
Equipment blank		Water		Water	
TG-2		Water		Water	
TW-3		Water		Water	
TW-4		Water		Water	
TW-2		Water		Water	
mw-10		Water		Water	
TW-1		Water		Water	
TW-1 Dup		Water		Water	

Possible Hazard Identification		Date:	
<input type="checkbox"/> Non-Hazard	<input type="checkbox"/> Flammable	<input type="checkbox"/> Skin Irritant	<input type="checkbox"/> Radiological
Deliverable Requested: I, II, III, IV, Other (specify)		Date: 3/25/2020	
Empty Kit Relinquished by:		Date: 3/25/2020	
Relinquished by:		Date: 3/25/2020	
Relinquished by:		Date: 3/25/2020	
Custody Seals Intact: <input checked="" type="checkbox"/> Yes <input type="checkbox"/> No		Custody Seal No.: 1023246	

Sample Disposal (A fee may be assessed if samples are retained longer than 1 month)	
<input type="checkbox"/> Return To Client	<input type="checkbox"/> Disposal By Lab
Special Instructions/OC Requirements:	
Received by: [Signature]	
Received by: [Signature]	
Received by: [Signature]	
Cooler Temperature(s) °C and Other Remarks: 0.02	



Login Sample Receipt Checklist

Client: SCS Engineers

Job Number: 320-59819-1

Login Number: 59819

List Source: Eurofins TestAmerica, Sacramento

List Number: 1

Creator: Kintaudi, Pauline W

Question	Answer	Comment
Radioactivity wasn't checked or is \leq background as measured by a survey meter.	True	
The cooler's custody seal, if present, is intact.	True	1023246
Sample custody seals, if present, are intact.	N/A	
The cooler or samples do not appear to have been compromised or tampered with.	True	
Samples were received on ice.	True	
Cooler Temperature is acceptable.	True	
Cooler Temperature is recorded.	True	
COC is present.	True	
COC is filled out in ink and legible.	True	
COC is filled out with all pertinent information.	True	
Is the Field Sampler's name present on COC?	True	
There are no discrepancies between the containers received and the COC.	True	
Samples are received within Holding Time (excluding tests with immediate HTs)	True	
Sample containers have legible labels.	True	
Containers are not broken or leaking.	True	
Sample collection date/times are provided.	True	
Appropriate sample containers are used.	True	
Sample bottles are completely filled.	True	
Sample Preservation Verified.	N/A	
There is sufficient vol. for all requested analyses, incl. any requested MS/MSDs	True	
Containers requiring zero headspace have no headspace or bubble is <math><6\text{mm}</math> (1/4").	True	
Multiphasic samples are not present.	True	
Samples do not require splitting or compositing.	True	
Residual Chlorine Checked.	N/A	