

TRANSMITTAL LETTER

TRC
708 Heartland Trail Suite 3000
Madison, WI 53717
Telephone 608-826-3600
Fax 608-826-3941

To: Michael Schmoller Project Manager Wisconsin Department of Natural Resources South Central Region 3911 Fish Hatchery Road Fitchburg, WI 53711	Date: March 7, 2017 Project No: 243950 Phase 4 Project Name: Madison-Kipp Corporation Groundwater and Soil Vapor Extraction and Treatment Systems BRRTS No. 02-13-558625 Facility ID No. 113125320
--	---

Via Mail Courier Overnight Pick-up Hand Delivered

We are enclosing the following:

- Shop Drawings Prints Plans Specifications
 Copy of Letter Change Order Permits Report

COPIES	DATE	DESCRIPTION
1	3/7/2017	Operations, Monitoring, and Maintenance Semi-Annual Report for the period July 1, 2016 – December 31, 2016

- For your approval For your review and comment Returned for corrections
 For your use Approved as submitted Resubmit ____ copies for approval
 As requested Approved as noted Return ____ corrected prints

Enclosed is an electronic and hard copy of the Operations, Monitoring, and Maintenance Semi-Annual Report for the period of July 1, 2016 through December 31, 2016 for the Madison-Kipp Corporation.

Please contact me at 608-826-3665 if you have any questions.

Sincerely,



Andrew Stehn
Project Engineer

cc: Mark Sheppard – Madison-Kipp Corporation (electronic)



Operations, Monitoring, and Maintenance Semi-Annual Report

July 1, 2016 – December 31, 2016

Madison-Kipp Corporation
Groundwater and Soil Vapor Extraction and Treatment Systems
Facility ID No. 113125320, BRRTS No. 02-13-558625

March 2017

Andrew Stehn, E.I.T.
Project Engineer

Katherine A. Vater, P.E.
Project Manager

Table of Contents

1.	Introduction.....	1
1.1	Site Description.....	1
1.2	Site Background.....	1
1.3	Offsite Sub-slab Depressurization System Inspections.....	2
1.4	Purpose and Scope.....	2
2.	GETS OM&M.....	3
2.1	System Operation.....	3
2.2	Monthly Discharge Monitoring Reports.....	3
2.3	Monthly Vapor Sampling.....	4
3.	SVE OM&M.....	5
3.1	System Operation.....	5
3.2	Monthly Vapor Sampling.....	5
4.	Groundwater Monitoring.....	6
4.1	Monitoring Well Network and Sampling Program.....	6
4.2	Groundwater Flow Conditions.....	6
4.3	Groundwater Sampling Results.....	6
4.3.1	Water Table (Unconsolidated) Monitoring Results.....	7
4.3.2	Lone Rock Formation Monitoring Results.....	7
4.3.3	Wonewoc Formation Monitoring Results.....	10
4.3.4	Upper Eau Claire Formation Monitoring Results.....	12
5.	Site Soil Gas Monitoring.....	13
5.1	Monitoring Network and Sampling Program.....	13
5.2	Soil Gas Sampling Results.....	13
6.	Conclusions and Recommendations.....	15
6.1	Conclusions.....	15
6.2	Recommendations.....	15
7.	References.....	17

List of Tables

Table 1	Summary of Groundwater Extraction System Operation and Mass Removal
Table 2	GETS WPDES Compliance Sample Results
Table 3	Combined SVE and GETS Gas Analytical Data - January 1, 2016 - December 31, 2016
Table 4	Estimate of GAC Effluent Emissions - Total Volatile Organic Compounds
Table 5	Estimate of GAC Effluent Gas Emissions for Tetrachloroethene
Table 6	Estimate of GAC Effluent Gas Emissions for Trichloroethene
Table 7	Estimate of GAC Effluent Gas Emissions for Cis-1, 2-Dichloroethene
Table 8	Estimate of GAC Effluent Gas Emissions for Vinyl Chloride
Table 9	Summary of SVE Operations - January 1, 2016 - December 31, 2016
Table 10	2016 Performance Monitoring Plan
Table 11	Summary of Groundwater Elevations - July 2016 - December 2016
Table 12	Groundwater Analytical Results Summary
Table 13	Soil Gas Analytical Results Summary

List of Figures

Figure 1	Site Location Map
Figure 2	Well Locations Map
Figure 3	Extraction Well Influence October 2016
Figure 4	Water Table Elevations October 2016
Figure 5	Lower Lone Rock Formation Potentiometric Surface October 2016
Figure 6	Upper Wonewoc Formation Potentiometric Surface October 2016
Figure 7	Tetrachloroethene (PCE) Concentrations October 2016
Figure 8	Water Table Tetrachloroethene Isoconcentrations October 2016
Figure 9	Lower Lone Rock Formation Tetrachloroethene Isoconcentrations October 2016
Figure 10	Upper Wonewoc Formation Tetrachloroethene Isoconcentrations October 2016
Figure 11	Geological Cross Sections A-A' and B-B' Tetrachloroethene (PCE) Concentrations – October 2016
Figure 12	Soil Vapor Extraction Well and Vapor Monitoring Point Location Map

List of Appendices

Appendix A	Trend Plots
Appendix B	Remediation Site Operation, Maintenance, Monitoring, and Optimization Report Form 4400-194
Appendix C	December 2016 WPDES DMR Submittal
Appendix D	Monthly SVE/GETS Influent and Effluent Vapor Laboratory Analytical Reports
Appendix E	Quarterly Groundwater Monitoring Laboratory Analytical Reports
Appendix F	Annual Soil Gas Monitoring Laboratory Analytical Report

Section 1

Introduction

TRC Environmental Corp. (TRC), on behalf of Madison-Kipp Corp. (MKC), is reporting on the operation, monitoring, and maintenance (OM&M) of the groundwater and soil vapor extraction and treatment systems at MKC's facility at 201 Waubesa Street, Madison, Wisconsin (Site).

1.1 Site Description

The Site is located in the southwest quarter of Section 5, Township 7 North, Range 10 East in Dane County, Wisconsin. The Site Location Map is shown on Figure 1. The Site is approximately 7.5 acres in area, with a 130,000 square foot building occupying much of the Site. The building has a basement and a second floor over part of the footprint. There is a second 6,000 square foot building in the northeast corner of the property, housing the Groundwater Extraction Treatment System (GETS) and storage. The remainder of the Site is predominately paved in asphalt for driveways and parking lots. The Site is zoned M-1 (industrial/manufacturing), and is currently operated as a metal die casting facility.

The Site is surrounded by a mix of commercial, industrial, and residential land use. The Site is bounded by the Capital City Bike Trail to the north, residences to the east, Atwood Avenue to the south, and Waubesa Street to the west. The Goodman Community Center is located to the north across the Capital City Bike Trail. Residences are located adjacent to the east and west sides of the Site. Commercial properties are located to the south.

The Site is located on the northeastern end of the Madison Isthmus, which is a narrow strip of land separating Lake Mendota and Lake Monona. The Site is approximately 1,500 feet north of Lake Monona and approximately 6,800 feet east of Lake Mendota. These two lakes are the hydrologic boundaries for the Site. The topography of the Site is flat, with an elevation ranging from approximately 870 to 880 feet above mean sea level. The Site and surrounding areas are serviced by municipal water supply and sewer systems.

1.2 Site Background

Environmental investigation and remediation activities have been on-going at the Site since 1994. Investigation activities included defining the extent of tetrachloroethene (PCE) and, beginning in 2012, polychlorinated biphenyls (PCBs), polycyclic aromatic hydrocarbons (PAHs) and Resource Conservation and Recovery Act metals (RCRA Metals). A complete summary of the project background, including the on-site and off-site investigations is included in the 2015

Annual Report submitted to the Wisconsin Department of Natural Resources (WDNR) on April 12, 2016 by Arcadis U.S., Inc. (Arcadis, 2016) and in previous reports referenced therein.

The Site active remediation systems include a Soil Vapor Extraction System (SVE) and a Groundwater Extraction Treatment System (GETS). The SVE system began permanent continuous operation in May 2013 and has been operating since then. In 2015, Arcadis completed the installation of the GETS at the Site, and conducted testing from July 2015 start-up through December 2015. During the start-up period, the system was operated at its 45 gallon per minute (gpm) capacity, but was occasionally offline for system optimization and equipment repairs/modification. The GETS has operated full-time since January 2016.

1.3 Offsite Sub-slab Depressurization System Inspections

MKC completed the annual inspections of the off-site sub-slab depressurization systems in the first quarter of 2016.

1.4 Purpose and Scope

On-going OM&M activities are completed to monitor the status of soil gas and groundwater conditions at the Site and to ensure the treatment systems are operating as designed and in compliance with regulatory standards. OM&M activities include: GETS operation and monthly Discharge Monitoring Reports, SVE operation, quarterly Site groundwater monitoring, and annual Site soil gas monitoring. The purpose of this Annual Report is to provide documentation of OM&M activities performed during July 1 through December 31, 2016.

This Semi-Annual Report describes:

- GETS OM&M,
- SVE OM&M,
- Groundwater Monitoring,
- Site Soil Gas Monitoring, and
- Conclusions and Recommendations.

Section 2

GETS OM&M

MKC is operating a GETS system for extraction and treatment of PCE-impacted groundwater. The system was installed in 2015 and is described in detail in Groundwater Extraction and Treatment System (GETS) Construction Documentation Report (Arcadis, 2015b).

2.1 System Operation

Over the period of July 1 through December 31, 2016, the GETS was generally operated at 45 gpm. The system was occasionally shutdown due to routine maintenance and repairs. Maintenance included air stripper cleaning and an update to the program for the effluent treated water flow transmitter. During the reporting period, minor shut downs also occurred due to system faults related to air bubbles in the peroxide feed line and low effluent vapor flow. On December 2, 2016, the GETS transfer pump between the mixing tank and air stripper was replaced. The location of the extraction well (GWE-1) is identified on Figure 2 and the extent of influence from the extraction well as of October 2016 is shown on Figure 3. MKC personnel complete weekly monitoring of the GETS and an operations summary table is included in Table 1.

A total of approximately 11,107,127 gallons of groundwater were treated during this reporting period. During this reporting period approximately 130 pounds of VOCs were removed. From the start of the system (July 2015) through the end of December 2016, approximately 350 pounds of VOCs have been removed through operation of the GETS. A trend plot depicting the cumulative VOCs removed over time since the start-up of the GETS system is included in Trend Plot A.1 of Appendix A. In addition, the trend plot showing PCE concentration verses time for the groundwater extraction well (GWE-1) is included in Trend Plot A.2 of Appendix A. Additional system operation information is noted in the attached Remediation Site Operation, Maintenance, Monitoring, and Optimization Report Form 4400-194 in Appendix B.

2.2 Monthly Discharge Monitoring Reports

For performance monitoring and permit compliance, MKC personnel collect samples of the extracted groundwater (GETS influent) and treated groundwater (GETS effluent) on a monthly basis. Table 2 provides the influent and effluent laboratory analytical results for this reporting period. MKC submits monthly Discharge Monitoring Reports (DMRs) required for the system operation and discharge permit (Wisconsin Pollution Discharge Elimination System (WPDES) Permit number WI-0046566-6). The DMRs for July through December 2016 were submitted to

the WDNR on August 4, 2016, September 9, 2016, October 3, 2016, November 3, 2016, December 2, 2016, and January 9, 2017 with their respective laboratory analytical reports. A copy of the last submittal from the December 2016 monitoring event is included in Appendix C. There were no exceedances of the permit limits during the 2016 calendar year.

2.3 Monthly Vapor Sampling

The SVE system and GETS produce gases which are combined and treated with granular activated carbon (GAC) for vapor-phase volatile organic compounds (VOCs). The GAC influent and GAC effluent gas are sampled on a monthly basis for performance and compliance monitoring. An analytical summary table with influent and effluent results are included in Table 3 and the laboratory analytical reports are included in Appendix D. The influent concentration of total VOCs compared to time, for the 2016 calendar year, is provided in Trend Plot A.3 in Appendix A. An emission rate was calculated based on the effluent analytical results and combined system flow rate; and results were compared to NR 445 and NR 406. No regulatory standards for effluent emissions from the combined systems were exceeded. Table 4 through 8 include a summary of the monthly emission rates for total VOCs, PCE, trichloroethene (TCE), cis-1, 2, dichloroethene (Cis-1, 2-DCE), and vinyl chloride (VC) for the 2016 calendar year.

Section 3

SVE OM&M

MKC is operating an SVE system for extraction and treatment of shallow soil vapor on the east-northeast portion of the Site. The system began permanent operation in May 2013 and has been in operation since.

3.1 System Operation

The SVE system was operated on a continuous basis during this reporting period, with the exception of occasional maintenance shut-downs to complete general maintenance and repairs. At times during the reporting period the transfer pump for the system vapor liquid separator required repairs to ensure continued operation of the SVE system. Repairs to the system were made in December 2016 and continued into 2017. The system ran intermittently during this time while repairs were being made. Weekly system operation readings are obtained by MKC personnel and a summary of the operational parameters are included in Table 9. VOCs were monitored in the gas removed from each soil vapor extraction well on a monthly basis using a Photoionization Detector (PID). Readings were generally reported less than one parts per million (ppm) during this reporting period with the exception of select monitoring events. An increase in VOC was observed during the October 10, 2016 monitoring event where PID readings ranged between 2.9 ppm (SVE-3) and 33.9 ppm (SVE-8). During the following November 2016 monthly VOC monitoring, the PID readings had decreased with all recorded values below 10 ppm and many below 1 ppm.

3.2 Monthly Vapor Sampling

The treatment and sampling of the gases removed from the SVE are described in Section 2.3. Additional system operation information is noted in the attached Remediation Site Operation, Maintenance, Monitoring, and Optimization Report Form 4400-194 in Appendix B. Quarterly monitoring of the combined SVE influent vapors was completed in September and December of 2016 to assist in monitoring the effectiveness of the system. Laboratory analytical results are included in Appendix D.

Section 4

Groundwater Monitoring

The 2016 groundwater monitoring program at the Site, which included water level gauging and sampling, was conducted as described in the 2015 Annual Report (Arcadis, 2016) and as summarized in Table 10.

4.1 Monitoring Well Network and Sampling Program

The Site contains 42 monitoring wells, 4 multi-port wells, and one operational extraction well (GWE-1). The locations of the wells are shown on Figure 2. Groundwater sampling for field and chemical analyses was performed at 14 monitoring wells and 2 multi-port well intervals in July 2016, and 25 monitoring wells and 18 multi-port well intervals in October 2016. As part of the monitoring program, GWE-1 was sampled in accordance with the monthly permit compliance. These monitoring wells were sampled to evaluate the effectiveness of the GETS operation—which was installed to remove VOCs from the groundwater and provide hydraulic containment to minimize off-site migration—and to evaluate the overall site-wide water quality.

4.2 Groundwater Flow Conditions

Water levels at 42 Site monitoring wells and 20 multi-port well intervals were gauged on July 18, 2016 and October 10, 2016. The groundwater elevations are summarized in Table 11, and the October 2016 water table map and potentiometric surface maps for the Lower Lone Rock formation and Upper Wonewoc formation are shown on Figures 4 through 6. Overall, the groundwater elevations and the direction of groundwater flow in 2016 are generally consistent with historical observations, which show a general eastern to south-eastern flow. The extraction well GWE-1 has a local influence on flow within the Lower Lone Rock and Upper Wonewoc formations, as shown in Figure 3. The groundwater flow within the Lower Lone Rock and Upper Wonewoc were easterly with influence towards the groundwater extraction well, GWE-1. Groundwater flow at the water table converges toward the site from the north and west, with some potential influence from GWE-1.

4.3 Groundwater Sampling Results

Groundwater samples from the monitoring wells and associated quality control samples were analyzed for VOCs and geochemical field parameters. The results from the groundwater sampling to date are included in Table 12, and the laboratory analytical reports for the July and October 2016 monitoring events are included in Appendix E. Multiple NR 140 preventative

action limit (PAL) and enforcement standard (ES) exceedances for VOCs were reported. Based on the laboratory analytical results for the July and October 2016 monitoring events, groundwater quality within the majority of the monitored wells was generally consistent with historical results. The overall concentration of PCE over time was reviewed for each Site well sampled during the second half of 2016, and a brief description for each area is included in the sub-sections below. Appendix A includes trend plots indicating PCE concentrations over time for each of the Site wells and multi-ports.

Figure 7 displays the PCE results for each well sampled during the October 2016 monitoring event. Isoconcentration maps for PCE were created for the Water Table (Unconsolidated), Lower Lone Rock, and Upper Wonewoc; see Figures 8 through 10, respectively. The contours are based on the data set collected during the October 2016 monitoring event. Historical data was used in conjunction with October 2016 data for interpretation of the isoconcentration map for the Water Table (Unconsolidated), as noted on Figure 8. In addition, MW-25D, which is screened in the Upper Wonewoc formation, was used to approximate the extent of impacts in the Lower Lone Rock formation.

Figure 11 includes two cross-sections (A-A' and B-B') displaying the vertical PCE concentration extents based on the October 2016 groundwater monitoring. Figure 2 shows the location of the wells and the cross-sections.

4.3.1 Water Table (Unconsolidated) Monitoring Results

Monitoring wells MW-1, MW-3S, MW-6S, MW-22S, and MW-23S, which are screened within or just below the unconsolidated unit, were monitored in October 2016. MW-1 and MW-6S are located to the north and south of the Site, respectively. MW-3S, MW-22S, and MW-23S are located within the central to north portion of the Site. During the second half of 2016, multiple NR 140 ES and/or PAL exceedances for VOCs were reported for these wells, as summarized in Table 12. Results indicate that PCE concentrations within the unconsolidated unit are decreasing over time or are comparable to the 2015 data. Concentrations of PCE were reported above the ES for monitoring wells MW-1, MW-3S, MW-22S, and MW-23S, and above the PAL for monitoring well MW-6S.

4.3.2 Lone Rock Formation Monitoring Results

Wells monitored within the Lone Rock formation during the second half of 2016 included MW-2D, MW-3D, MW-3D2, MW-4D2, MW-5S, MW-5D, MW-6D, MW-9D, MW-9D2, MP-13 [port 5 (81-85), port 6 (67-71), and port 7 (44-48)], MW-22D, and MW-23D. All listed wells were sampled in both July and October 2016 with the

exception of MW-5S, MW-9D, and MP-13 (ports 5-7), which were only sampled in October 2016. Though MW-25D is screened in the upper portion of the Wonewoc formation, its October 2016 data was used to approximate the extent of impacts in the Lower Lone Rock formation.

During the second half of 2016, multiple NR 140 PAL and/or ES exceedances for VOCs were reported for these wells, as summarized in Table 12. A brief description of the PCE concentrations over time at these wells is provided in the sub-sections below, with respect to their orientation to the site. The highest PCE concentrations within the Lone Rock formation were reported from MP-13 and MW-5D, for which both well locations and screened intervals are within the capture zone of the groundwater extraction and treatment system.

Northern Offsite Wells

Based on historical and 2016 groundwater monitoring for PCE, MW-9D, screened to the north of the site within the upper portion of the Lone Rock formation, showed a stable to declining trend since 2013. No NR 140 ES or PAL exceedances were reported during the second half of 2016.

PCE concentrations in MW-9D2, also north of the site and screened in the lower portion of the Lone Rock formation, were above the ES. However, MW-9D2 is within the radius of influence from the GETS operation based on the pump test completed for the basis of design. These impacts will be captured by the GETS as they move downgradient.

Northern Onsite Wells/Multi-Ports

MW-3D, MW-3D2, MP-13 (ports 5-7), MW-22D, and MW-23D were monitored during the second half of 2016. These five monitoring points are located within the central to north central portion of the site. MW-3D, MP-13 (port 7), MW-22D, and MW-23D are screened in the upper portion of the Lone Rock formation, and MW-3D2 and MP-13 (ports 5 and 6) are screened in the lower portion of the Lone Rock formation. Multiple NR 140 ES and/or PAL exceedance for select VOCs were reported from these wells during the second half of 2016, as summarized in Table 12.

PCE concentrations were reported above the ES in July and October 2016 in monitoring wells MW-3D2, MW-22D, MW-23D and only during the October event in MW-3D. MW-3D reported a PAL exceedance during the July

monitoring event for PCE. Samples were only collected from MP-13 ports 5-7 during the October event during which PCE concentrations from each port were reported above the ES. Concentrations in MW-3D and MW-3D2 showed a slight increase during the 2016 calendar year but remain significantly lower than historical concentrations. The concentration of PCE has varied in MW-23D over time but was below the historical high during the 2016 calendar year. Though MW-3D, MW-3D2, MW-22D, and MP-13 (ports 5-7) exceed ESs, these wells continue to show lower PCE concentrations compared to historical results, which is expected as groundwater in this area is removed and treated by the GETS.

Eastern Onsite Wells

MW-5S and MW-5D are located along the eastern portion of the site and screened within the upper and lower portions of the Lone Rock formation, respectively. The PCE concentrations at MW-5S showed an overall declining trend since October 2010. The concentrations at MW-5D have varied over time with the highest concentration of PCE seen during the October 2016 monitoring event (3600 µg/L). Both monitoring wells reported PCE at concentrations above the ES during the second half of 2016.

Western Onsite Well

MW-2D is located along the west side of the site and is screened in the upper portion of the Lone Rock formation. During the October 2016 monitoring event, PCE was reported at a concentration above the NR 140 ES. However, historical monitoring results indicate that concentrations of PCE have decreased over time since April 2010.

Southern Onsite Wells

MW-4D2 is screened in the lower portion of the Lone Rock formation and is located along the southwest portion of the site. A PAL exceedance for PCE was reported during the second half of 2016. Low concentrations of PCE have historically been detected, and concentrations observed in October 2016 were consistent with historic results.

MW-6D is screened in the lower portion of the Lone Rock formation and located along the southeast portion of the site. MW-6D showed a slight increase in PCE concentration during the 2016 calendar year, but concentrations observed were still below the historical high of 45 µg/L observed in April 2010.

During the July and October 2016 monitoring events, MW-6D reported a PAL and ES exceedance, respectively, for PCE. However, detections were estimated since the concentrations were reported between the method detection limits and reporting limits.

Southern Offsite Well

MW-25D is located to the south of the site and is screened in the upper portion of the Wonewoc formation, but was used to approximate the extent of PCE impacts in the Lower Lone Rock formation. MW-25D PCE concentrations were reported just above the PAL, which is consistent with historical results.

4.3.3 Wonewoc Formation Monitoring Results

Wells monitored within the Wonewoc Formation during the second half of 2016 included MW-3D3, MW-5D2, MW-5D3, MW-17, MW-25D, MW-25D2, MW-27D, MW-27D2, MP-13 [port 1 (163-167), port 2 (135-139), port 3(121-125), and port 4(102-106)], MP-14 [port 1(170-178), port 2(135-140), port 3(100-105)], MP-15 [port 1(177-187), port 2(142-146), port 3(120-125), port 4(100-105), and port 5(88-92)], and MP-16 [port 1 (175-179), port 2(140-144), and port 3(106-116)]. All listed wells were sampled in October 2016. MW-5D2, MW-5D3, MW-17, MW-25D2, MW-27D, MP-14 (port 2), and MP-16 (port 2) were also sampled in July 2016. During the second half of 2016, multiple NR 140 PAL and/or ES exceedances for VOCs were reported, as summarized in Table 12. A brief description of the PCE concentrations over time at these wells is provided in the subsections below with respect to orientation of the Site. The highest PCE concentrations within the Wonewoc formation were reported in MP-13 and MP-15. However, these wells and screened intervals are in the radius of influence of the GETS based on pump tests completed during the basis of design.

Northern Onsite Well

MP-13 contains four intervals screened in the Wonewoc formation and is located in the northern portion of the Site. Ports 1(163-167) and 2(135-139) are screened in lower portion of the Wonewoc and ports 3(121-125) and 4(102-106) are screened in the upper portion of the Wonewoc formation. During the October 2016 monitoring event, MP-13 ports 1-4 contained ES exceedances for PCE. However, historical results indicated that PCE concentrations in the lower and upper portion of the Wonewoc formation near MP-13 have declined since 2014 and 2015, respectively. MP-13 is in close proximity to the

groundwater extraction system at the Site, which indicates that the treatment system is removing impacted groundwater at MP-13.

Northern Offsite Wells/Multi-Ports

MP-15 (ports 1-5), MW-27D, and MW-27D2, are located to the north of the Site. MP-15 ports 4 and 5 are screened in the upper portion of the Wonewoc formation and MW-27D, MW-27D2, and MP-15 (ports 1-3) are screened in the lower portion of the Wonewoc formation. The concentrations for PCE at each of these wells and/or ports were compared to historical results, and trends were found to vary depending on the location and depth in the formation.

MW-27D indicated a decrease in PCE since 2015, and PAL exceedances were reported during the July and October monitoring events. During the October 2016 event, an ES exceedance at MP-15 port 1 was reported, but overall PCE concentrations have decreased since 2015. During the October event, an ES exceedance at MP-15 port 5 was reported, and this was consistent with results from 2015. During the October monitoring event, ES exceedances were reported from MP-15 ports 2-4 and MW-27D2, and concentrations showed an overall increase in PCE concentrations over time.

Eastern Onsite Well

MW-5D2 is screened in the lower portion of the Wonewoc formation and is located along the eastern portion of the site. During the second half of 2016, ES exceedances were reported for PCE. Overall, PCE concentrations have varied over time depending on the monitoring event.

Eastern Offsite Wells/Multi-Ports

MP-16 is located to the east of the Site and contains three screened intervals within the Wonewoc formation. MP-16 ports 1(175-179) and 2(140-144) are screened in the lower portion of the Wonewoc formation and port 3(106-116) is screened in the upper portion of the Wonewoc formation. The concentrations for PCE at each of these ports were compared to historical results and trends were found to vary depending on the depth in the formation.

In October 2016, MP-16 port 1 reported a PAL exceedance and port 2 reported an ES exceedance for PCE. However, concentrations at these intervals have shown stable results over the past few years. During the October 2016 monitoring event, MP-16 port 3 reported an ES exceedance for PCE. The

concentration of PCE at port 3 has varied over time but has shown a decreasing trend since April 2014.

Western Offsite Wells/Multi-Ports

MP-14 is located to west of the Site and contains three screened intervals within the Wonewoc formation. MP-14 ports 1(170-178) and 2(135-140) are screened in the lower portion of the Wonewoc formation and port 3(100-105) is screened in the upper portion. The concentrations for PCE at each of these intervals were compared to historical results and trends were found to vary depending on the depth in the formation.

MP-14 port 1 showed an ES exceedance for PCE in October 2016, and an increase in concentration over the past few years but remained below the historic high observed in October 2014. MP-14 port 2 concentrations were reported above the ES for PCE in October 2016. Port 2 concentrations have varied overtime but in general have decreased since October of 2013. During the October 2016 monitoring event, PCE was reported at MP-14 port 3 at a concentration just above the PAL. The port 3 PCE concentration has varied and reported low-level detections of PCE over time.

Southern Onsite Well

MW-17 is screened in the upper portion of the Wonewoc formation and an ES exceedance for PCE was reported during the second half of 2016. Overall, PCE concentrations have varied historically at this location.

Southern Offsite Well

MW-25D and MW-25D2 are located to the south of the Site and are screened in the upper portion of the Wonewoc formation. MW-25D PCE concentrations were reported just above the PAL, which is consistent with historical results. Concentrations of PCE in MW-25D2 remain below method detection limits, which is consistent with historical results.

4.3.4 Upper Eau Claire Formation Monitoring Results

MW-3D3 and MW-5D3 are located within the central and eastern portion of the Site, respectively. Both wells are screened in the lower portion of the Wonewoc and upper portion of the Eau Claire formations. The concentrations reported in October 2016 do not exceed the NR 140 PCE ES or PAL, and are consistent with historical results.

Section 5

Site Soil Gas Monitoring

The 2016 annual soil gas monitoring program at the Site was conducted as described in the 2015 Annual Report (Arcadis, 2016).

5.1 Monitoring Network and Sampling Program

Between July 20 and 22, 2016, TRC collected soil gas samples from seven of the site vapor probes. The sampled probes included: VP-1N, VP-1S, VP-2N, VP-6, VP-102, VP-126, and VP-210. In addition, one duplicate sample was collected from VP-126. The locations of the wells are shown on Figure 12.

Soil gas samples were collected from the seven probes over an approximate 30 minute interval using 6-liter laboratory provided Summa® canisters. Each sample was analyzed for tetrachloroethene (PCE), trichloroethene (TCE), cis-1, 2-dichloroethene (cis-1, 2 DCE), trans-1, 2-dichloroethene (trans-1, 2 DCE), and vinyl chloride using Environmental Protection Agency (EPA) Method Toxic Organic (TO)-15. Each sample was collected by TRC and analyzed by Eurofins Air Toxics Inc. of Folsom, California. A summary table of the soil gas analytical results through July 2016 and the laboratory analytical report from the 2016 monitoring are included in Table 13 and Appendix F, respectively.

5.2 Soil Gas Sampling Results

Overall, in comparison to historical data, soil gas monitoring results at the site show:

- The soil gas sampled from the vapor probe cluster VP-1N, -1S, and 2N contained PCE, TCE, and cis-1, 2 DCE concentrations below the Wisconsin residential deep soil gas vapor action level.
- The soil gas sampled at VP-6 contained PCE and TCE at concentrations below the Wisconsin non-residential deep soil gas vapor action level. The vapor monitoring point is compared to the non-residential vapor action level based on its location. In comparison to the July 2015 data, concentrations show an overall decrease. During the 2015 event, PCE, TCE, cis-1,2 DCE, vinyl chloride, and trans-1, 2 DCE were reported above the detection limit where PCE and TCE were the only detections in 2016 and concentrations were less than the 2015 concentrations and below the action level.
- The soil gas sampled at VP-102 contained PCE and TCE at levels which were higher than reported during the 2014 and 2015 monitoring events but were not the highest historical detection. PCE was reported below the Wisconsin residential deep soil gas vapor action

level but TCE was reported above the action level at a concentration of 56 parts per billion by volume (ppbv).

- The soil gas monitored at VP-126 reported no concentrations above the method detection limits which is comparable to the historical data since 2014. A duplicate sample was also collected in series from this vapor monitoring point which was also below the method detection limits.
- The soil gas monitored at VP-210 was comparable to historical data with only low concentrations of PCE detected, which were below the Wisconsin residential deep soil gas vapor action level.

Section 6

Conclusions and Recommendations

6.1 Conclusions

The OM&M activities for the SVE and GETS were completed as required at the Site during this reporting period. Both systems operated continuously throughout this reporting period, with the exception of select repairs and routine maintenance.

Site groundwater monitoring was completed in July and October 2016. As additional monitoring events are completed, further data and concentration verses time analyses will be completed to continue to evaluate the effectiveness of the GETS. As of December 2016, the GETS has been in continuous operation for approximately eighteen months with system troubleshooting being completed during the first six months of operation, and regular operation beginning in approximately January 2016.

Overall groundwater monitoring indicates that the groundwater quality at the Site is consistent with historical results with the exception of select monitoring wells within close proximity to the groundwater extraction well, where concentrations are decreasing. The influence of the GETS operation is already seen in concentrations of PCE at wells adjacent GWE-1 and as shown on Figure 11. Groundwater monitoring will continue and results will be evaluated to determine the effectiveness of the GETS and if there are impacts not being addressed by the remediation system.

6.2 Recommendations

Based on the results of the July through December 2016 OM&M, no immediate actions are required and OM&M is planned to continue in 2017. Work planned for 2017 includes the following:

- GETS operation;
- SVE system operation (at least first half of 2017, see discussion following);
- Compliance monitoring;
- Groundwater monitoring;
- Soil-Gas monitoring;
- Annual inspections of the off-site sub-slab depressurization systems; and
- Semi-annual reporting.

The following Site OM&M items are being reviewed and potential modifications are as described:

- Continue evaluation of the SVE system OM&M. The SVE system has been in permanent continuous operation for over three years. System influent monitoring prior to combining the GETS and SVE vapor treatment indicated that concentrations decreased since the initial start-up of the permanent system (May 2013) through July 2015. Following continued SVE operation through 2016, selective SVE gas monitoring is recommended to evaluate the SVE system effectiveness and performance. Quarterly monitoring of the SVE influent gas from the combined header (pre-treatment) is recommended for the first half of 2017. Samples will be collected in March and July 2017 to continue the evaluation of the system. Following evaluation select modifications and/or operational requirements will be recommended.
- TRC on behalf of MKC will be submitting a letter along with a summary of the monthly system water monitoring that has been completed for the GETS to the WDNR. According to Section 2.5 Monitoring Frequency of the WDNR's General Permit To Discharge Under the Wisconsin Pollutant Discharge Elimination System (WDNR, 2012), the monitoring frequency for required parameters can be adjusted from monthly to quarterly if specific criteria have been met. As of December 2016, sufficient data has been collected and results have indicated that select constituents being monitored could be reduce to a quarterly monitoring frequency. More details will follow in a separate submittal.
- Based on the 2016 soil gas monitoring results, TRC proposes to continue the monitoring as outlined in the 2015 Annual report with the exception of VP-126. TRC recommends removing the monitoring of VP-126 as concentrations have been below detection limits since 2014. If approved, TRC will remove VP-126 from the July 2017 sampling program.
- TRC is re-evaluating the groundwater monitoring program and a new program for the 2017 calendar year will be proposed in a follow up letter prepared on behalf of MKC for submittal to the WDNR. The January 2017 monitoring event will be completed as outlined in the 2015 Annual report. The modified monitoring plan will begin following review and approval from the WDNR. More details will follow in a separate submittal.

Section 7 References

- Arcadis U.S., Inc. 2015a. *Gets Performance Monitoring Plan, Madison-Kipp Corporation, 201 Waubesa Street, Madison, Wisconsin.* July 2015.
- Arcadis U.S., Inc. 2015b. *Groundwater Extraction and Treatment System (GETS) Construction Documentation Report, Madison-Kipp Corporation, 201 Waubesa Street, Madison, Wisconsin.* November 19, 2015.
- Arcadis U.S., Inc. 2016. *2015 Annual Report, Madison-Kipp Corporation, 201 Waubesa Street, Madison, Wisconsin.* April 12, 2016.
- WDNR. 2012. *General Permit To Discharge Under the Wisconsin Pollutant Discharge Elimination System.* July 31, 2012.

Table 1
 Summary of Groundwater Extraction System Operation and Mass Removal
 Madison Kipp Corporation
 201 Waubesa Street
 Madison, Wisconsin

DATE		GROUNDWATER DISCHARGED THIS PERIOD (gal)	CUMULATIVE GROUNDWATER DISCHARGED (gal) ⁽¹⁾	AVERAGE DISCHARGE FLOW RATE ⁽²⁾ (gpd)	AVERAGE DISCHARGE FLOW RATE ⁽²⁾ (gpm)	INFLUENT SAMPLE RESULTS ⁽³⁾	EFFLUENT SAMPLE RESULTS ⁽³⁾	CUMULATIVE VOCs REMOVED ^{(1),(4)} (pounds)	COMMENTS
						VOCs (µg/L)	VOCs (µg/L)		
1/18/2016	1/18/2016 9:00	--	--	--	--	2,555	69.7	61	Flow data not recorded during this monitoring event.
1/27/2016	1/27/2016 13:20	666,450	5,350,050	--	--	NS	NS	75	
2/1/2016	2/1/2016 9:15	--	--	--	--	NS	NS	75	Flow data not recorded during this monitoring event.
2/8/2016	2/8/2016 8:00	--	--	--	--	2,300	68.4	75	
2/15/2016	2/15/2016 9:45	1,178,785	6,528,835	62,533	43	NS	NS	97	
2/23/2016	2/23/2016 12:15	453,980	6,982,815	56,018	39	NS	NS	110	
3/3/2016	3/3/2016 8:30	531,175	7,513,990	60,062	42	NS	NS	120	
3/7/2016	3/7/2016 14:00	190,490	7,704,480	45,042	31	2,500	65.3	120	
3/14/2016	3/14/2016 7:30	433,705	8,138,185	64,452	45	NS	NS	130	
3/21/2016	3/21/2016 8:00	388,195	8,526,380	55,292	38	NS	NS	140	
3/28/2016	3/28/2016 13:15	326,345	8,852,725	45,208	31	NS	NS	140	
4/6/2016	4/6/2016 9:40	565,330	9,418,055	63,874	44	2,000	58.21	150	
4/11/2016	4/11/2016 10:50	327,170	9,745,225	64,804	45	NS	NS	160	
4/18/2016	4/18/2016 7:15	429,400	10,174,625	62,680	44	NS	NS	160	
4/26/2016	4/26/2016 7:45	472,575	10,647,200	58,918	41	NS	NS	170	
5/4/2016	5/4/2016 7:50	--	--	--	--	1,700	60.9	170	
5/11/2016	5/11/2016 10:45	635,230	11,282,430	41,999	29	NS	NS	180	
5/20/2016	5/20/2016 12:00	468,230	11,750,660	51,726	36	NS	NS	190	
5/24/2016	5/24/2016 7:10	246,075	11,996,735	64,780	45	NS	NS	190	
6/1/2016	6/1/2016 9:30	511,105	12,507,840	63,121	44	NS	NS	200	
6/7/2016	6/7/2016 7:15	380,890	12,888,730	64,489	45	1,500	57.4	200	
6/14/2016	6/14/2016 7:45	--	--	--	--	NS	NS	200	HMI screen frozen no reading obtained.
6/21/2016	6/21/2016 7:30	842,590	13,731,320	60,140	42	NS	NS	210	
6/27/2016	6/27/2016 7:45	389,565	14,120,885	64,815	45	NS	NS	220	
7/6/2016	7/6/2016 8:00	--	--	--	--	NS	NS	220	Data not recorded during this monitoring event.
7/15/2016	7/15/2016 15:00	1,182,265	15,303,150	64,597	45	NS	NS	230	
7/20/2016	7/20/2016 8:55	123,630	15,426,780	26,046	18	1600	63.3	230	
7/27/2016	7/27/2016 7:15	449,060	15,875,840	64,794	45	NS	NS	240	
8/1/2016	8/1/2016 14:40	343,730	16,219,570	64,744	45	NS	NS	240	
8/8/2016	8/8/2016 7:45	434,195	16,653,765	64,691	45	1200	61.2	250	
8/15/2016	8/15/2016 9:40	459,545	17,113,310	64,909	45	NS	NS	250	
8/26/2016	8/26/2016 8:15	498,840	17,612,150	45,594	32	NS	NS	260	
8/30/2016	8/30/2016 8:45	168,360	17,780,510	41,872	29	NS	NS	260	
9/9/2016	9/9/2016 12:50	634,280	18,414,790	62,367	43	1600	67.2	270	
9/12/2016	9/12/2016 10:15	185,810	18,600,600	64,242	45	NS	NS	270	
9/20/2016	9/20/2016 7:30	511,500	19,112,100	64,867	45	NS	NS	270	
9/26/2016	9/26/2016 13:00	403,245	19,515,345	64,735	45	NS	NS	280	
10/3/2016	10/3/2016 9:30	443,180	19,958,525	64,658	45	NS	NS	280	
10/10/2016	10/10/2016 7:30	437,200	20,395,725	63,210	44	1600	54.8	290	
10/17/2016	10/17/2016 10:45	446,078	20,841,803	62,516	43	NS	NS	300	
10/24/2016	10/24/2016 10:45	452,453	21,294,256	64,636	45	NS	NS	300	
11/1/2016	11/1/2016 8:50	506,599	21,800,855	63,963	44	NS	NS	310	
11/7/2016	11/7/2016 10:00	--	--	--	--	1600	66.7	310	Meter reading recorded not consistent with previous collected data.

Table 1
 Summary of Groundwater Extraction System Operation and Mass Removal
 Madison Kipp Corporation
 201 Waubesa Street
 Madison, Wisconsin

DATE		GROUNDWATER DISCHARGED THIS PERIOD (gal)	CUMULATIVE GROUNDWATER DISCHARGED (gal) ⁽¹⁾	AVERAGE DISCHARGE FLOW RATE ⁽²⁾ (gpd)	AVERAGE DISCHARGE FLOW RATE ⁽²⁾ (gpm)	INFLUENT SAMPLE RESULTS ⁽³⁾	EFFLUENT SAMPLE RESULTS ⁽³⁾	CUMULATIVE VOCs REMOVED ^{(1),(4)} (pounds)	COMMENTS
						VOCs (µg/L)	VOCs (µg/L)		
11/14/2016	11/14/2016 9:15	835,124	22,635,979	64,155	45	NS	NS	320	
11/21/2016	11/21/2016 7:00	--	--	--	--	NS	NS	320	Meter reading recorded not consistent with previous collected data.
11/28/2016	--	--	--	--	--	NS	NS	320	System readings were not collected due to operational issues.
12/7/2016	12/7/2016 11:20	1,243,258	23,879,237	53,851	37	1700	52.5	340	
12/13/2016	12/13/2016 9:37	382,715	24,261,952	64,555	45	NS	NS	340	
12/19/2016	12/19/2016 13:00	397,035	24,658,987	64,653	45	NS	NS	350	

Notes:

The total gallons treated and VOCs removed by the GETS prior to January 2016 is further discussed in the *2015 Annual Report* (ARCADIS, April, 2016).
 The GETS was shutdown between January 1 and 14, 2016 for groundwater extraction pump repairs. The system was restarted on January 14, 2016.
 Between January 14, 2016 through June 30, 2016 the GETS periodically shut down for peroxide tank change out, sequestrate drum change out, peroxide dedicated tank installation, and routine maintenance.
 Between July 1, 2016 through December 31, 2016 the GETS was periodically shutdown for transfer pump replacement, meter pump resetting, and routine maintenance.
 -- = Field reading recorded is not consistent with previous collected data and not used for calculations or system issues did not allow a reading to be obtained.
 VOCs = Volatile Organic Compounds
 WDNR = Wisconsin Department of Natural Resources
 WPDES = Wisconsin Pollution Discharge Elimination System
 DMR = Discharge Monitoring Report
 GETS - Groundwater Extraction and Treatment System

Updated By: B. Wachholz 1/24/2017
 Checked By: A. Stehn 1/28/2017

Footnotes:

1. The cumulative groundwater treated through December 31, 2015 was 4,683,600 gallons and cumulative VOCs removed through December 31, 2015 was 61 pounds, as reported in the 2015 Annual Report (ARCADIS, April 2016).
2. The GETS standard operation is 45 gpm. The average discharge flow rate calculations noted take into account system down time and are based on volume of groundwater extracted and time elapsed between monitoring events.
3. Analytical laboratory reports were submitted to the WDNR each month during this reporting period with the WPDES DMR submittal (Permit WI-0046566-6).
4. Compliance sampling is completed on a monthly basis. For weeks where samples were not collected the previously obtained sampling data was used for cumulative VOCs calculations.

Table 2
GETS WPDES Compliance Sample Results
Madison-Kipp Corporation Site
201 Waubesa Street, Madison, Wisconsin

PARAMETER	PERMIT DISCHARGE LIMITS	UNIT	LOCATION SAMPLE DATE																								
			INFLUENT 1/18/2016	EFFLUENT 1/18/2016	INFLUENT 2/8/2016	EFFLUENT 2/8/2016	INFLUENT 3/7/2016	EFFLUENT 3/7/2016	INFLUENT 4/6/2016	EFFLUENT 4/6/2016	INFLUENT 5/4/2016	EFFLUENT 5/4/2016	INFLUENT 6/7/2016	EFFLUENT 6/7/2016	INFLUENT 7/20/2016	EFFLUENT 7/20/2016	INFLUENT 8/8/2016	EFFLUENT 8/8/2016	INFLUENT 9/9/2016	EFFLUENT 9/9/2016	INFLUENT 10/10/2016	EFFLUENT 10/10/2016	INFLUENT 11/7/2016	EFFLUENT 11/7/2016	INFLUENT 12/7/2016	EFFLUENT 12/7/2016	
Miscellaneous																											
Oil & Grease	10	mg/L	1.7 JB	2.5 JB	0.68 JB	<0.57	1.6 J B	0.87 J B F1	1.3 J	0.86 J	1.0 J B	1.1 J B	<1.5	<1.4	1.8 J	1.6 J F1	2.4 J B	1.5 J F1 B	<1.4	<1.4	<1.4	<1.4	2.4 J	<1.4	<1.4	<1.4	
Chloride	395	mg/L	110	140	100	110	100	100	100	100	100	100	100	98	100	70	110	110	110	110	110 B	110 B	120	120	110 B	100 B	
Total Suspended Solids	40	mg/L	<1.6	<1.6	<1.6	<1.6	2.0 J	<1.6	<1.6	5.0	<1.6	<1.6	<2.5	5.5	2.5 J	2.5 J	19	<2.5	<2.5	4.0 J	2.5 J	15	5.0	3.0 J	<2.5	<2.5	
Biological Oxygen Demand	20	mg/L	<2.0	<2.0	<2.0	<2.0	<2.0	<2.0	<2.0	<2.0	<2.0	<2.0	<2.0	<2.0	<2.0	<2.0	<2.0	<2.0	<2.0	<2.0	<2.0	<2.0	<2.0	<2.0	<2.0	<2.0	
VOCs																											
1,1,1-Trichloroethane	50	µg/L	<1.9	<0.38	<1.9	<0.38	<1.9	<0.38	<1.9	<0.38	<1.9	<0.38	<0.76	<0.38	<1.9	<0.38	<0.76	<0.38	<1.9	<0.38	<1.9	<0.38	<1.9	<0.38	<0.76	<0.38	
1,1,2,2-Tetrachloroethane	50	µg/L	<2.0	<0.40	<2.0	<0.40	<2.0	<0.40	<2.0	<0.40	<2.0	<0.40	<0.80	<0.40	<2.0	<0.40	<0.80	<0.40	<2.0	<0.40	<2.0	<0.40	<2.0	<0.40	<0.80	<0.40	
1,1,2-Trichloroethane	50	µg/L	<1.8	<0.35	<1.8	<0.35	<1.8	<0.35	<1.8	<0.35	<1.8	<0.35	<0.70	<0.35	<1.8	<0.35	<0.70	<0.35	<1.8	<0.35	<1.8	<0.35	<1.8	<0.35	<0.70	<0.35	
1,1-Dichloroethene	50	µg/L	<2.0	<0.39	<2.0	<0.39	<2.0	<0.39	<2.0	<0.39	<2.0	<0.39	<0.78	<0.39	<2.0	<0.39	<0.78	<0.39	<2.0	<0.39	<2.0	<0.39	<2.0	<0.39	<0.78	<0.39	
1,2-Dichloroethane	180	µg/L	<2.0	<0.39	<2.0	<0.39	<2.0	<0.39	<2.0	<0.39	<2.0	<0.39	<0.78	<0.39	<2.0	<0.39	<0.78	<0.39	<2.0	<0.39	<2.0	<0.39	<2.0	<0.39	<0.78	<0.39	
Benzene	50	µg/L	<0.73	<0.15	<0.73	<0.15	<0.73	<0.15	<0.73	<0.15	<0.73	<0.15	<0.29	<0.15	<0.73	<0.15	<0.29	<0.15	<0.73	<0.15	<0.73	<0.15	<0.73	<0.15	<0.29	<0.15	
Bromodichloromethane	120	µg/L	<1.9	<0.37	<1.9	<0.37	<1.9	<0.37	<1.9	<0.37	<1.9	<0.37	<0.74	<0.37	<1.9	<0.37	<0.74	<0.37	<1.9	<0.37	<1.9	<0.37	<1.9	<0.37	<0.74	<0.37	
Bromoform	120	µg/L	<2.2	<0.45	<2.2	<0.45	<2.2	<0.45	<2.2	<0.45	<2.2	<0.45	<0.89	<0.45	<2.2	<0.45	<0.89	<0.45	<2.2	<0.45	<2.2	<0.45	<2.2	<0.45	<0.89	<0.45	
Bromomethane	NE	µg/L	<3.2	<0.65	<3.2	<0.65	<3.2	<0.65	<3.2	<0.65	<3.2	<0.65	<1.3	<0.65	<3.2	<0.65	<1.3	<0.65	<3.2	<0.65	<3.2	<0.65	<3.2	<0.65	<1.3	<0.65	
Carbon Tetrachloride	150	µg/L	<1.9	<0.38	<1.9	<0.38	<1.9	<0.38	<1.9	<0.38	<1.9	<0.38	<0.77	<0.38	<1.9	<0.38	<0.77	<0.38	<1.9	<0.38	<1.9	<0.38	<1.9	<0.38	<0.77	<0.38	
cis-1,2-Dichloroethene	NE	µg/L	14	18	<2.0	19	<2.0	19	<2.0	18	<2.0	17	<0.82	16	<2.0	18	<0.82	19	<2.0	19	<2.0	17	<2.0	22	<0.82	18	
Chloromethane	NE	µg/L	<1.6	<0.32	<1.6	<0.32	<1.6	<0.32	<1.6	<0.32	<1.6	<0.32	<0.64	<0.32	<1.6	<0.32	<0.64	<0.32	<1.6	<0.32	<1.6	<0.32	<1.6	<0.32	<0.64	<0.32	
Ethylbenzene	NE	µg/L	<0.92	<0.18	<0.92	<0.18	<0.92	<0.18	<0.92	<0.18	<0.92	<0.18	<0.37	<0.18	<0.92	<0.18	<0.37	<0.18	<0.92	<0.18	<0.92	<0.18	<0.92	<0.18	<0.37	<0.18	
Tetrachloroethene	50	µg/L	2500	46	2300	43	2500	40	2000	34	1700	38	1500	36	1600	37	1200	35	1600	39	1600	32	1600	35	1700	28	
Toluene	NE	µg/L	<0.76	<0.15	<0.76	<0.15	<0.76	<0.15	<0.76	<0.15	<0.76	<0.15	<0.30	<0.15	<0.76	<0.15	<0.30	<0.15	<0.76	<0.15	<0.76	<0.15	<0.76	0.93	<0.30	<0.15	
Total Xylenes	NE	µg/L	<2.0	<0.40	<2.0	<0.40	<2.0	<0.40	<2.0	0.61 J	<2.0	<0.40	<0.80	<0.40	<2.0	<0.40	<0.80	<0.40	<2.0	<0.40	<2.0	<0.40	<2.0	<0.40	<0.80	<0.40	
trans-1,2-Dichloroethene	NE	µg/L	<1.7	<0.35	<1.7	<0.35	<1.7	<0.35	<1.7	<0.35	<1.7	<0.35	<0.70	<0.35	<1.7	<0.35	<0.70	<0.35	<1.7	<0.35	<1.7	<0.35	<1.7	<0.35	<0.70	<0.35	
Trichloroethene	50	µg/L	41	5.7	<0.82	6.4	<0.82	6.3	<0.82	5.6	<0.82	5.9	<0.33	5.4	<0.82	8.3	<0.33	7.2	<0.82	9.2	<0.82	5.8	<0.82	8.8	<0.33	6.5	
Vinyl chloride	10	µg/L	<1.0	<0.20	<1.0	<0.20	<1.0	<0.20	<1.0	<0.20	<1.0	<0.20	<0.41	<0.20	<1.0	<0.20	<0.41	<0.20	<1.0	<0.20	<1.0	<0.20	<1.0	<0.20	<0.41	<0.20	
Total BTEX ⁽¹⁾	750	µg/L	<2.0	<0.40	<2.0	<0.40	<2.0	<0.40	<2.0	0.61 J	<2.0	<0.40	<0.80	<0.40	<2.0	<0.40	<0.80	<0.40	<2.0	<0.40	<2.0	<0.40	<2.0	0.93	<0.80	<0.40	
Total VOCs (includes BTEX)	NE	µg/L	2555	69.7	2300	68.4	2500	65.3	2000	58.21	1700	60.9	1500	57.4	1600	63.3	1200	61.2	1600	67.2	1600	54.8	1600	66.7	1700	52.5	
PAHs																											
Benzo(a)anthracene	NE	µg/L	<0.024	<0.026	<0.024	<0.024	<0.024	<0.024*	<0.024	<0.023	<0.025 *	<0.023 *	<0.027	<0.026 *	<0.025 *	<0.024 *	<0.024 *	<0.025 *	<0.024	<0.024	<0.025	<0.025	<0.025	<0.025	<0.025	<0.025	<0.025
Benzo(a)pyrene	0.1	µg/L	<0.024	<0.026	<0.024	<0.024	<0.024	<0.024	<0.024	<0.023	<0.025	<0.023	<0.027	<0.026	<0.025	<0.024	<0.024	<0.025	<0.024	<0.024	<0.025	<0.025	<0.025	<0.025	<0.025	<0.025	<0.025
Benzo(b)fluoranthene	NE	µg/L	<0.024	<0.026	<0.024	<0.024	<0.024	<0.024	<0.024	<0.023	<0.025	<0.023	<0.027	<0.026	<0.025	<0.024	<0.024	<0.025	<0.024	<0.024	<0.025	<0.025	<0.025	<0.025	<0.025	<0.025	<0.025
Benzo(g,h,i)perylene	NE	µg/L	<0.048	<0.052	<0.048	<0.048	<0.048	<0.048	<0.047	<0.046	<0.050	<0.046	<0.054	<0.052	<0.050	<0.048	<0.048	<0.050	<0.048	<0.048	<0.050	<0.050	<0.050	<0.050	<0.050	<0.050	<0.050
Benzo(k)fluoranthene	NE	µg/L	<0.048	<0.052	<0.048	<0.048	<0.048	<0.048	<0.047	<0.046	<0.050	<0.046	<0.054	<0.052	<0.050	<0.048	<0.048	<0.050	<0.048	<0.048	<0.050	<0.050	<0.050	<0.050	<0.050	<0.050	<0.050
Chrysene	NE	µg/L	<0.048	<0.052	<0.048	<0.048	<0.048	<0.048*	<0.047	<0.046	<0.050 *	<0.046 *	<0.054 *	<0.052 *	<0.050 *	<0.048 *	<0.048 *	<0.050 *	<0.048	<0.048	<0.050	<0.050	<0.050	<0.050	<0.050	<0.050	<0.050
Dibenzo(a,h)anthracene	NE	µg/L	<0.024	<0.026	<0.024	<0.024	<0.024	<0.024	<0.024	<0.023	<0.025	<0.023	<0.027	<0.026	<0.025	<0.024	<0.024	<0.025	<0.024	<0.024	<0.025	<0.025	<0.025	<0.025	<0.025	<0.025	<0.025
Fluoranthene	NE	µg/L	<0.048	<0.052	<0.048	<0.048	<0.048	<0.048	<0.047	<0.046	<0.050	<0.046	<0.054	<0.052	<0.050	<0.048	<0.048	<0.050	<0.048	<0.048	<0.050	<0.050	<0.050	<0.050	<0.050	<0.050	<0.050
Indeno(1,2,3-cd)pyrene	NE	µg/L	<0.024	<0.026	<0.024	<0.024	<0.024	<0.024	<0.024	<0.023	<0.025	<0.023	<0.027	<0.026	<0.025	<0.024	<0.024	<0.025	<0.024	<0.024	<0.025	<0.025	<0.025	<0.025	<0.025	<0.025	<0.025
Naphthalene	70	µg/L	<0.048	<0.052	<0.048	<0.048	<0.048	<0.048	0.41	<0.046	<0.050	0.077 J	<0.054	<0.052	<0.050	<0.048	<0.048	<0.050	<0.048	<0.048	<0.050	<0.050	<0.050	<0.050	<0.050	<0.050	<0.050
Phenanthrene	NE	µg/L	<0.048	<0.052	<0.048	<0.048	<0.048	<0.048	<0.047	<0.046	<0.050	<0.046	<0.054	<0.052	<0.050	<0.048	<0.048	<0.050	<0.048	<0.048	<0.050	<0.050	<0.050	<0.050	<0.050	<0.050	<0.050
Pyrene	NE	µg/L	<0.048	<0.052	<0.048	<0.048	<0.048	<0.048*	<0.047	<0																	

Table 3
 Combined SVE and GETS Gas Analytical Data - January 1, 2016 - December 31, 2016
 Madison-Kipp Corporation
 201 Waubesa Street
 Madison, Wisconsin

SAMPLE DATE	1/18/2016		2/8/2016		3/7/2016		4/6/2016		5/4/2016		6/7/2016		7/20/2016		8/8/2016		9/9/2016		10/10/2016		11/7/2016		12/7/2016	
	INFLUENT	EFFLUENT	INFLUENT	EFFLUENT	INFLUENT	EFFLUENT	INFLUENT	EFFLUENT	INFLUENT	EFFLUENT	INFLUENT	EFFLUENT	INFLUENT	EFFLUENT	INFLUENT	EFFLUENT	INFLUENT	EFFLUENT	INFLUENT	EFFLUENT	INFLUENT	EFFLUENT	INFLUENT	EFFLUENT
Vinyl Chloride	<7.2	1.9	<3.7	<2.2	<2.2	2.2	<16	3.4	<14	<2.0	<16	<2.2	<20	<7.8	<16	<3.3	<7.2	<5.2	<2.7	<1.3	<12	<2.4	<5.7	<2.0
1,1-Dichloroethene	<7.2	<1.6	<3.7	<2.2	<2.2	<1.3	<16	1.8	<14	<2.0	<16	<2.2	<20	<7.8	<16	<3.3	<7.2	<5.2	<2.7	<1.3	<12	<2.4	<5.7	<2.0
cis-1,2-Dichloroethene	640	220	220	130	150	460	480	360	530	430	440	450	530	1900	600	1100	350	1300	230	160	570	710	640	500
Benzene	<7.2	1.8	<3.7	<2.2	<2.2	<1.3	<16	<1.3	<14	<2.0	<16	<2.2	<20	<7.8	<16	<3.3	<7.2	<5.2	<2.7	<1.3	<12	<2.4	<5.7	<2.0
Trichloroethene	370	20	130	23	78	13	400	15	340	16	400	17	440	48	550	39	390	32	130	35	470	110	460	130
Toluene	<7.2	<1.6	25	<2.2	<2.2	<1.3	<16	3	<14	<2.0	<16	18	<20	<7.8	<16	<3.3	<7.2	<5.2	<2.7	4.0	13	6.5	<5.7	3.5
Tetrachloroethene	2400	340	1100	340	690	140	4100	200	3100	180	3700	180	3500	130	3900	160	2000	140	1000	350	3100	150	1800	230
Ethyl Benzene	<7.2	<1.6	<3.7	<2.2	<2.2	<1.3	<16	15	<14	<2.0	<16	<2.2	<20	<7.8	<16	<3.3	<7.2	<5.2	<2.7	<1.3	<12	<2.4	<5.7	<2.0
m,p-Xylene	<7.2	<1.6	<3.7	<2.2	<2.2	<1.3	28	72	<14	2.2	<16	2.4	<20	<7.8	<16	<3.3	<7.2	<5.2	<2.7	1.8	<12	6.8	<5.7	2.0 J
o-Xylene	<7.2	<1.6	<3.7	<2.2	<2.2	<1.3	<16	32	<14	<2.0	<16	<2.2	<20	<7.8	<16	<3.3	<7.2	<5.2	<2.7	<1.3	<12	<2.4	<5.7	<2.0
1,3,5-Trimethylbenzene	<7.2	<1.6	<3.7	<2.2	8.9	<1.3	<16	3.8	<14	<2.0	<16	<2.2	<20	<7.8	<16	<3.3	<7.2	<5.2	<2.7	<1.3	<12	<2.4	<5.7	<2.0
1,2,4-Trimethylbenzene	<7.2	<1.6	<3.7	<2.2	42	7.8	<16	9.1	<14	<2.0	<16	<2.2	<20	<7.8	<16	<3.3	<7.2	<5.2	<2.7	<1.3	<12	<2.4	<5.7	<2.0

Notes:

All concentrations in this table are reported in ppbv unless otherwise noted.
 All samples were analyzed using Method TO-15 and the analytes shown in the table are from the VOC analyte list. Only analytes that were detected in at least one sample are shown in the table. A complete list of constituents analyzed are included in the laboratory analytical reports.
 < = Constituent not detected above noted laboratory method detection limit.
Bold = Constituent detected above laboratory detection limit.
 SVE = Soil vapor extraction
 GETS = Groundwater extraction and treatment system
 ppbv = parts per billion by volume
 VOCs = Volatile Organic Compounds

Updated by: L. Auner 12/27/2016
 Checked by: B. Wachholz 1/6/2017

Table 4
 Estimate of GAC Effluent Emissions - Total Volatile Organic Compounds
 Madison-Kipp Corporation
 201 Waubesa Street
 Madison, Wisconsin

DATE	TOTAL VOC CONCENTRATION ⁽¹⁾⁽²⁾	SYSTEM FLOW RATE ⁽³⁾	EMISSION RATE ⁽⁴⁾
	µg/m ³	CFM	lb/hr
1/18/2016	3500	389.4	5.2E-03
2/8/2016	3300	362.2	4.5E-03
3/7/2016	3100	364.1	4.2E-03
4/6/2016	3700	363.8	5.0E-03
5/4/2016	3300	361.0	4.5E-03
6/7/2016	3500	354.9	4.7E-03
7/20/2016	9900	359.6	1.3E-02
8/8/2016	6400	354.1	8.5E-03
9/9/2016	7100	346.9	9.2E-03
10/10/2016	3500	361.1	4.7E-03
11/7/2016	4900	357.8	6.5E-03
12/7/2016	4600	366.9	6.3E-03
Average Emission Rate⁽⁵⁾ =			6.4E-03
NR 406 Emission Threshold =			5.7

Notes:

VOCs = Volatile Organic Compounds
 SVE = Soil Vapor Extraction
 GETS = Groundwater extraction and treatment system.
 CFM = cubic feet per minute
 µg/m³ = micrograms per cubic meters
 lb/hr = pounds per hour

Updated by: L. Auner 12/27/2016
 Checked by: B. Wachholz 1/6/2017

Footnotes:

- As of 7/14/2015 the vapors recovered from the SVE system and the GETS operation were combined and are treated through a vapor-phase activated carbon system. An influent and effluent vapor sample is collected each month and analyzed using Method TO-15. The total VOC concentration listed is representative of the effluent sample collected post treatment of the SVE and GETS operations.
- Total VOC concentrations were calculated based on analytes reported above and below the method reporting limit. For detected analytes, the reported concentrations were used. For all other analytes detected below the method reporting limit, half of the reporting limit was used.
- The system flow rate is a combined air flow rate from both the GETS and SVE system and is measured using flow meter FIT-201 which measures total flow from the activated carbon system.
- Emission rates were calculated based on the product of the monthly concentration and monthly system flow rate.
- Average Emission Rate is an average based on samples collected between January 2016 and December 2016.

Table 5
 Estimate of GAC Effluent Gas Emissions for Tetrachloroethene
 Madison-Kipp Corporation
 201 Waubesa Street
 Madison, Wisconsin

DATE	TOTAL PCE CONCENTRATION ⁽¹⁾⁽²⁾	SYSTEM FLOW RATE ⁽³⁾	EMISSION RATE ⁽⁴⁾	PERCENT OF NR 445 EMISSION THRESHOLD
	µg/m ³	CFM	lb/hr	%
1/18/2016	2300	389.4	3.4E-03	9.5E-03
2/8/2016	2300	362.2	3.1E-03	8.8E-03
3/7/2016	980	364.1	1.3E-03	3.8E-03
4/6/2016	1400	363.8	1.9E-03	5.4E-03
5/4/2016	1200	361.0	1.6E-03	4.6E-03
6/7/2016	1200	354.9	1.6E-03	4.5E-03
7/20/2016	890	359.6	1.2E-03	3.4E-03
8/8/2016	1100	354.1	1.5E-03	4.1E-03
9/9/2016	950	346.9	1.2E-03	3.5E-03
10/10/2016	2400	361.1	3.2E-03	9.2E-03
11/7/2016	1000	357.8	1.3E-03	3.8E-03
12/7/2016	1500	366.9	2.1E-03	5.8E-03
Average Emission Rate⁽⁵⁾ =			2.0E-03	lb/hr
NR 445 Emission Threshold =			35.4	lb/hr

Notes:

PCE = Tetrachloroethene
 SVE = Soil Vapor Extraction
 GETS = Groundwater extraction and treatment system.
 CFM = cubic feet per minute
 µg/m³ = micrograms per cubic meters
 lb/hr = pounds per hour

Updated by: L. Auner 12/27/2016
 Checked by: B. Wachholz 1/6/2017

Footnotes:

- As of 7/14/2015 the vapors recovered from the SVE system and the GETS operation were combined and are treated through a vapor-phase activated carbon system. An influent and effluent vapor sample is collected each month and analyzed using Method TO-15. The PCE concentration listed is representative of the effluent sample collected post treatment of the SVE and GETS operations.
- The PCE concentration reported in the effluent sample was used for emission calculations. If the concentration was reported below the method reporting limit, half of the reporting limit was used for calculations.
- The system flow rate is a combined air flow rate from both the GETS and SVE system and is measured using flow meter FIT-201 which measures total flow from the activated carbon system.
- Emission rates were calculated based on the product of the monthly concentration and monthly system flow rate.
- Average Emission Rate is an average based on samples collected between January 2016 and December 2016.

Table 6
 Estimate of GAC Effluent Gas Emissions for Trichloroethene
 Madison-Kipp Corporation
 201 Waubesa Street
 Madison, Wisconsin

DATE	TCE CONCENTRATION ⁽¹⁾⁽²⁾	SYSTEM FLOW RATE ⁽³⁾	EMISSION RATE ⁽⁴⁾	PERCENT OF NR 445 EMISSION THRESHOLD
	µg/m ³	CFM	lb/hr	%
1/18/2016	110	389.4	1.6E-04	2.9E-04
2/8/2016	120	362.2	1.6E-04	2.9E-04
3/7/2016	71	364.1	9.7E-05	1.7E-04
4/6/2016	81	363.8	1.1E-04	2.0E-04
5/4/2016	85	361.0	1.1E-04	2.0E-04
6/7/2016	91	354.9	1.2E-04	2.2E-04
7/20/2016	260	359.6	3.5E-04	6.2E-04
8/8/2016	210	354.1	2.8E-04	5.0E-04
9/9/2016	170	346.9	2.2E-04	3.9E-04
10/10/2016	190	361.1	2.6E-04	4.6E-04
11/7/2016	600	357.8	8.0E-04	1.4E-03
12/7/2016	700	366.9	9.6E-04	1.7E-03
Average Emission Rate⁽⁵⁾ =			3.0E-04	lb/hr
NR 445 Emission Threshold =			56.1	lb/hr

Notes:

TCE = Trichloroethene
 SVE = Soil Vapor Extraction
 GETS = Groundwater extraction and treatment system.
 CFM = cubic feet per minute
 µg/m³ = micrograms per cubic meters
 lb/hr = pounds per hour

Updated by: L. Auner 12/27/2016

Checked by: B. Wachholz 1/6/2017

Footnotes:

- As of 7/14/2015 the vapors recovered from the SVE system and the GETS operation were combined and are treated through a vapor-phase activated carbon system. An influent and effluent vapor sample is collected each month and analyzed using Method TO-15. The TCE concentration listed is representative of the effluent sample collected post treatment of the SVE and GETS operations.
- The TCE concentration reported in the effluent sample was used for emission calculations. If the concentration was reported below the method reporting limit, half of the reporting limit was used for calculations.
- The system flow rate is a combined air flow rate from both the GETS and SVE system and is measured using flow meter FIT-201 which measures total flow from the activated carbon system.
- Emission rates were calculated based on the product of the monthly concentration and monthly system flow rate.
- Average Emission Rate is an average based on samples collected between January 2016 and December 2016.

Table 7
 Estimate of GAC Effluent Gas Emissions for Cis-1,2-Dichloroethene
 Madison-Kipp Corporation
 201 Waubesa Street
 Madison, Wisconsin

DATE	CIS-1,2-DCE CONCENTRATION ⁽¹⁾⁽²⁾	SYSTEM FLOW RATE ⁽³⁾	EMISSION RATE ⁽⁴⁾	PERCENT OF NR 445 EMISSION THRESHOLD
	µg/m ³	CFM	lb/hr	%
1/18/2016	860	389.4	1.3E-03	7.6E-04
2/8/2016	530	362.2	7.2E-04	4.3E-04
3/7/2016	1800	364.1	2.5E-03	1.5E-03
4/6/2016	1400	363.8	1.9E-03	1.1E-03
5/4/2016	1700	361.0	2.3E-03	1.4E-03
6/7/2016	1800	354.9	2.4E-03	1.4E-03
7/20/2016	7400	359.6	1.0E-02	6.0E-03
8/8/2016	4500	354.1	6.0E-03	3.6E-03
9/9/2016	5100	346.9	6.6E-03	4.0E-03
10/10/2016	620	361.1	8.4E-04	5.1E-04
11/7/2016	2800	357.8	3.8E-03	2.3E-03
12/7/2016	2000	366.9	2.7E-03	1.7E-03
Average Emission Rate⁽⁵⁾ =			3.4E-03	lb/hr
NR 445 Emission Threshold =			166	lb/hr

Notes:

Cis-1,2-DCE = Cis-1,2-Dichloroethene
 SVE = Soil Vapor Extraction
 GETS = Groundwater extraction and treatment system.
 CFM = cubic feet per minute
 µg/m³ = micrograms per cubic meters
 lb/hr = pounds per hour

Updated by: L. Auner 12/27/2016
 Checked by: B. Wachholz 1/6/2017

Footnotes:

- As of 7/14/2015 the vapors recovered from the SVE system and the GETS operation were combined and are treated through a vapor-phase activated carbon system. An influent and effluent vapor sample is collected each month and analyzed using Method TO-15. The cis,1,2-DCE concentration listed is representative of the effluent sample collected post treatment of the SVE and GETS operations.
- The cis-1,2-DCE concentration reported in the effluent sample was used for emission calculations. If the concentration was reported below the method reporting limit, half of the reporting limit was used for calculations.
- The system flow rate is a combined air flow rate from both the GETS and SVE system and is measured using flow meter FIT-201 which measures total flow from the activated carbon system.
- Emission rates were calculated based on the product of the monthly concentration and monthly system flow rate.
- Average Emission Rate is an average based on samples collected between January 2016 and December 2016.

Table 8
 Estimate of GAC Effluent Gas Emissions for Vinyl Chloride
 Madison-Kipp Corporation
 201 Waubesa Street
 Madison, Wisconsin

DATE	VINYL CHLORIDE CONCENTRATION ⁽¹⁾⁽²⁾	SYSTEM FLOW RATE ⁽³⁾	EMISSION RATE ⁽⁴⁾	EMISSION RATE ⁽⁴⁾	PERCENT OF NR 445 EMISSION THRESHOLD
	µg/m ³	CFM	lb/hr	lb/yr	%
1/18/2016	5.0	389.4	7.3E-06	6.4E-02	7.7E-03
2/8/2016	2.9	362.2	3.9E-06	3.4E-02	4.2E-03
3/7/2016	5.7	364.1	7.8E-06	6.8E-02	8.2E-03
4/6/2016	8.8	363.8	1.2E-05	1.1E-01	1.3E-02
5/4/2016	2.6	361	3.5E-06	3.1E-02	3.7E-03
6/7/2016	2.85	354.9	3.79E-06	3.32E-02	4.00E-03
7/20/2016	10.00	359.6	1.35E-05	1.18E-01	1.42E-02
8/8/2016	4.20	354.1	5.57E-06	4.88E-02	5.88E-03
9/9/2016	6.50	346.9	8.45E-06	7.40E-02	8.91E-03
10/10/2016	1.65	361.1	2.23E-06	1.95E-02	2.36E-03
11/7/2016	3.05	357.8	4.09E-06	3.58E-02	4.31E-03
12/7/2016	2.6	366.9	3.57E-06	3.13E-02	3.77E-03
Average Emission Rate⁽⁵⁾ =				5.5E-02	lb/yr
NR 445 Emission Threshold =				--	830 lb/yr

Notes:

VC = Vinyl Chloride
 SVE = Soil Vapor Extraction
 GETS = Groundwater extraction and treatment system.
 CFM = cubic feet per minute
 µg/m³ = micrograms per cubic meters
 lb/hr = pounds per hour
 lb/yr = pounds per year

Updated by: L. Auner 12/27/2016
 Checked by: B. Wachholz 1/6/2017

Footnotes:

- As of 7/14/2015 the vapors recovered from the SVE system and the GETS operation were combined and are treated through a vapor-phase activated carbon system. An influent and effluent vapor sample is collected each month and analyzed using Method TO-15. The VC concentration listed is representative of the effluent sample collected post treatment of the SVE and GETS operations.
- The VC concentration reported in the effluent sample was used for emission calculations. If the concentration was reported below the method reporting limit, half of the reporting limit was used for calculations.
- The system flow rate is a combined air flow rate from both the GETS and SVE system and is measured using flow meter FIT-201 which measures total flow from the activated carbon system.
- Emission rates were calculated based on the product of the monthly concentration and monthly system flow rate.
- Average Emission Rate is an average based on samples collected between January 2016 and December 2016.

Table 9
 Summary of SVE Operations - January 1, 2016 - December 31, 2016
 Madison Kipp Corporation
 201 Waubesa Street
 Madison, Wisconsin

WELL ID	DATE	VACUUM (in H ₂ O)	FLOW RATE (cfm)	VOCs (ppm)
SVE-1	1/18/2016	-74.8	18.2	0.0
SVE-1	1/27/2016	-68.0	15.0	--
SVE-1	2/1/2016	-68.0	18.4	--
SVE-1	2/8/2016	-81.6	18.1	0.3
SVE-1	2/15/2016	-74.8	14.9	--
SVE-1	2/23/2016	-74.8	18.2	--
SVE-1	3/3/2016	-74.8	18.2	--
SVE-1	3/7/2016	-74.8	18.2	0.0
SVE-1	3/14/2016	-74.8	18.2	--
SVE-1	3/21/2016	-81.6	14.7	--
SVE-1	3/28/2016	-81.6	18.1	--
SVE-1	4/6/2016 - 4/7/2016	-81.6	18.1	3.2
SVE-1	4/11/2016	-74.8	18.2	--
SVE-1	4/18/2016	-68.0	15.0	--
SVE-1	4/26/2016	-68.0	15.0	--
SVE-1	5/4/2016	-74.8	14.9	0.1
SVE-1	5/11/2016	-81.6	14.7	--
SVE-1	5/20/2016	-74.8	14.9	--
SVE-1	5/24/2016	-74.8	14.9	--
SVE-1	6/1/2016	-81.6	14.7	--
SVE-1	6/7/2016	-74.8	14.9	0.0
SVE-1	6/14/2016	-74.8	14.9	--
SVE-1	6/21/2016	-74.8	14.9	--
SVE-1	6/27/2016	-81.6	14.7	--
SVE-1	7/6/2016	-81.6	14.7	--
SVE-1	7/15/2016	-74.8	14.9	--
SVE-1	7/20/2016	-74.8	14.9	0.0
SVE-1	7/27/2016	-81.6	14.7	--
SVE-1	8/1/2016	-74.8	14.9	--
SVE-1	8/8/2016	-74.8	18.2	0.2
SVE-1	8/15/2016	-81.6	14.7	--
SVE-1	8/26/2016	-81.6	14.7	--
SVE-1	8/30/2016	-81.6	27.6	--
SVE-1	9/9/2016	-81.6	14.7	0.0
SVE-1	9/12/2016	-81.6	14.7	--
SVE-1	9/20/2016	-81.6	14.7	--
SVE-1	9/27/2016	-81.6	14.7	--
SVE-1	10/6/2016	-81.6	14.7	--
SVE-1	10/10/2016	-81.6	14.7	24.5
SVE-1	10/21/2016	-81.6	14.7	--
SVE-1	10/25/2016	-81.6	14.7	--
SVE-1	11/1/2016	-81.6	33.0	--
SVE-1	11/7/2016	-81.6	14.7	0.0
SVE-1	11/18/2016	-74.8	14.9	--
SVE-1	11/21/2016	-74.8	14.9	--
SVE-1	11/28/2016	-	-	-
SVE-1	12/7/2016	-95.2	14.4	0.0
SVE-1	12/16/2016	-81.6	14.7	--
SVE-1	12/21/2016	-74.8	21.1	--

Table 9
 Summary of SVE Operations - January 1, 2016 - December 31, 2016
 Madison Kipp Corporation
 201 Waubesa Street
 Madison, Wisconsin

WELL ID	DATE	VACUUM (in H ₂ O)	FLOW RATE (cfm)	VOCs (ppm)
SVE-2	1/18/2016	-68.0	28.1	0.0
SVE-2	1/27/2016	-61.2	24.0	--
SVE-2	2/1/2016	-61.2	26.3	--
SVE-2	2/8/2016	-68.0	26.1	0.2
SVE-2	2/15/2016	-68.0	26.1	--
SVE-2	2/23/2016	-68.0	28.1	--
SVE-2	3/3/2016	-68.0	28.1	--
SVE-2	3/7/2016	-68.0	28.1	0.2
SVE-2	3/14/2016	-68.0	26.1	--
SVE-2	3/21/2016	-68.0	33.6	--
SVE-2	3/28/2016	-68.0	31.9	--
SVE-2	4/6/2016 - 4/7/2016	-68.0	26.1	1.6
SVE-2	4/11/2016	-68.0	28.1	--
SVE-2	4/18/2016	-61.2	34.0	--
SVE-2	4/26/2016	-54.4	24.3	--
SVE-2	5/4/2016	-68.0	33.6	0.1
SVE-2	5/11/2016	-74.8	33.3	--
SVE-2	5/20/2016	-68.0	35.3	--
SVE-2	5/24/2016	-68.0	23.8	--
SVE-2	6/1/2016	-81.6	31.3	--
SVE-2	6/7/2016	-68.0	33.6	0.0
SVE-2	6/14/2016	-68.0	30.1	--
SVE-2	6/21/2016	-68.0	31.9	--
SVE-2	6/27/2016	-81.6	23.3	--
SVE-2	7/6/2016	-68.0	23.8	--
SVE-2	7/15/2016	-68.0	28.1	--
SVE-2	7/20/2016	-68.0	28.1	0.0
SVE-2	7/27/2016	-74.8	31.6	--
SVE-2	8/1/2016	-68.0	26.1	--
SVE-2	8/8/2016	-68.0	0.0	0.3
SVE-2	8/15/2016	-68.0	_(¹)	--
SVE-2	8/26/2016	-81.6	23.3	--
SVE-2	8/30/2016	-74.8	23.5	--
SVE-2	9/9/2016	-74.8	23.5	0.0
SVE-2	9/12/2016	-74.8	23.5	--
SVE-2	9/20/2016	-74.8	23.5	--
SVE-2	9/27/2016	-81.6	23.3	--
SVE-2	10/6/2016	-68.0	28.1	--
SVE-2	10/10/2016	-74.8	24.0	6.7
SVE-2	10/21/2016	-74.8	25.8	--
SVE-2	10/25/2016	-74.8	27.9	--
SVE-2	11/1/2016	-81.6	23.3	--
SVE-2	11/7/2016	-81.6	25.5	0.3
SVE-2	11/18/2016	-68.0	23.8	--
SVE-2	11/21/2016	-68.0	28.1	--
SVE-2	11/28/2016	-	-	-
SVE-2	12/7/2016	-88.4	25.3	0.0
SVE-2	12/16/2016	-68.0	28.1	--
SVE-2	12/21/2016	-68.0	26.1	--

Table 9
 Summary of SVE Operations - January 1, 2016 - December 31, 2016
 Madison Kipp Corporation
 201 Waubesa Street
 Madison, Wisconsin

WELL ID	DATE	VACUUM (in H ₂ O)	FLOW RATE (cfm)	VOCs (ppm)
SVE-3	1/18/2016	-74.8	14.9	0.0
SVE-3	1/27/2016	-68.0	15.0	--
SVE-3	2/1/2016	-68.0	18.4	--
SVE-3	2/8/2016	-81.6	14.7	1.3
SVE-3	2/15/2016	-81.6	20.8	--
SVE-3	2/23/2016	-74.8	14.9	--
SVE-3	3/3/2016	-74.8	14.9	--
SVE-3	3/7/2016	-74.8	14.9	1.0
SVE-3	3/14/2016	-74.8	18.2	--
SVE-3	3/21/2016	-81.6	14.7	--
SVE-3	3/28/2016	-81.6	20.8	--
SVE-3	4/6/2016 - 4/7/2016	-81.6	10.4	9.0
SVE-3	4/11/2016	-81.6	14.7	--
SVE-3	4/18/2016	-68.0	15.0	--
SVE-3	4/26/2016	-74.8	14.9	--
SVE-3	5/4/2016	-81.6	14.7	2.4
SVE-3	5/11/2016	-81.6	10.4	--
SVE-3	5/20/2016	-81.6	14.7	--
SVE-3	5/24/2016	-81.6	18.1	--
SVE-3	6/1/2016	-88.4	10.3	--
SVE-3	6/7/2016	-81.6	14.7	0.7
SVE-3	6/14/2016	-81.6	18.1	--
SVE-3	6/21/2016	-81.6	18.1	--
SVE-3	6/27/2016	-81.6	14.7	--
SVE-3	7/6/2016	-81.6	14.7	--
SVE-3	7/15/2016	-81.6	20.8	--
SVE-3	7/20/2016	-74.8	18.2	0.0
SVE-3	7/27/2016	-81.6	10.4	--
SVE-3	8/1/2016	-81.6	14.7	--
SVE-3	8/8/2016	-81.6	14.7	0.4
SVE-3	8/15/2016	-81.6	14.7	--
SVE-3	8/26/2016	-81.6	14.7	--
SVE-3	8/30/2016	-81.6	10.4	--
SVE-3	9/9/2016	-88.4	10.3	0.1
SVE-3	9/12/2016	-81.6	10.4	--
SVE-3	9/20/2016	-81.6	14.7	--
SVE-3	9/27/2016	-88.4	10.3	--
SVE-3	10/6/2016	-81.6	10.4	--
SVE-3	10/10/2016	-85.0	14.7	2.9
SVE-3	10/21/2016	-81.6	14.7	--
SVE-3	10/25/2016	-81.6	14.7	--
SVE-3	11/1/2016	-88.4	0	--
SVE-3	11/7/2016	-88.4	14.6	1.8
SVE-3	11/18/2016	-74.8	14.9	--
SVE-3	11/21/2016	-81.6	14.7	--
SVE-3	11/28/2016	-	-	-
SVE-3	12/7/2016	-95.2	6.5	0.6
SVE-3	12/16/2016	-81.6	18.1	--
SVE-3	12/21/2016	-81.6	18.1	--

Table 9
 Summary of SVE Operations - January 1, 2016 - December 31, 2016
 Madison Kipp Corporation
 201 Waubesa Street
 Madison, Wisconsin

WELL ID	DATE	VACUUM (in H ₂ O)	FLOW RATE (cfm)	VOCs (ppm)
SVE-4	1/18/2016	-68.0	21.3	0.5
SVE-4	1/27/2016	-68.0	21.3	--
SVE-4	2/1/2016	-68.0	21.3	--
SVE-4	2/8/2016	-68.0	21.3	1.7
SVE-4	2/15/2016	-74.8	18.2	--
SVE-4	2/23/2016	-68.0	23.8	--
SVE-4	3/3/2016	-68.0	21.3	--
SVE-4	3/7/2016	-68.0	23.8	1.0
SVE-4	3/14/2016	-68.0	21.3	--
SVE-4	3/21/2016	-74.8	23.5	--
SVE-4	3/28/2016	-74.8	25.8	--
SVE-4	4/6/2016 - 4/7/2016	-68.0	26.1	3.2
SVE-4	4/11/2016	-68.0	26.1	--
SVE-4	4/18/2016	-68.0	23.8	--
SVE-4	4/26/2016	-68.0	23.8	--
SVE-4	5/4/2016	-74.8	23.5	5.3
SVE-4	5/11/2016	-74.8	23.5	--
SVE-4	5/20/2016	-74.8	23.5	--
SVE-4	5/24/2016	-68.0	23.8	--
SVE-4	6/1/2016	-81.6	25.5	--
SVE-4	6/7/2016	-74.8	23.5	1.8
SVE-4	6/14/2016	-68.0	23.8	--
SVE-4	6/21/2016	-68.0	23.8	--
SVE-4	6/27/2016	-74.8	23.5	--
SVE-4	7/6/2016	-74.8	23.5	--
SVE-4	7/15/2016	-68.0	23.8	--
SVE-4	7/20/2016	-68.0	21.3	0.0
SVE-4	7/27/2016	-74.8	23.5	--
SVE-4	8/1/2016	-68.0	23.8	--
SVE-4	8/8/2016	-68.0	23.8	0.4
SVE-4	8/15/2016	-68.0	23.8	--
SVE-4	8/26/2016	-74.8	23.5	--
SVE-4	8/30/2016	-74.8	23.5	--
SVE-4	9/9/2016	-74.8	23.5	1.2
SVE-4	9/12/2016	-74.8	23.5	--
SVE-4	9/20/2016	-74.8	25.8	--
SVE-4	9/27/2016	-81.6	23.3	--
SVE-4	10/6/2016	-74.8	23.5	--
SVE-4	10/10/2016	-88.4	23.1	18.9
SVE-4	10/21/2016	-74.8	23.5	--
SVE-4	10/25/2016	-74.8	23.5	--
SVE-4	11/1/2016	-81.6	23.3	--
SVE-4	11/7/2016	-74.8	25.8	7.7
SVE-4	11/18/2016	-68.0	23.8	--
SVE-4	11/21/2016	-68.0	23.8	--
SVE-4	11/28/2016	-	-	-
SVE-4	12/7/2016	-102.0	26.7	2.0
SVE-4	12/16/2016	-68.0	26.1	--
SVE-4	12/21/2016	-68.0	21.3	--

Table 9
 Summary of SVE Operations - January 1, 2016 - December 31, 2016
 Madison Kipp Corporation
 201 Waubesa Street
 Madison, Wisconsin

WELL ID	DATE	VACUUM (in H ₂ O)	FLOW RATE (cfm)	VOCs (ppm)
SVE-5	1/18/2016	-74.8	23.5	0.0
SVE-5	1/27/2016	-68.0	23.8	--
SVE-5	2/1/2016	-68.0	21.3	--
SVE-5	2/8/2016	-81.6	23.3	0.8
SVE-5	2/15/2016	-81.6	23.3	--
SVE-5	2/23/2016	-74.8	21.1	--
SVE-5	3/3/2016	-74.8	21.1	--
SVE-5	3/7/2016	-74.8	21.1	0.3
SVE-5	3/14/2016	-74.8	21.1	--
SVE-5	3/21/2016	-81.6	20.8	--
SVE-5	3/28/2016	-81.6	23.3	--
SVE-5	4/6/2016 - 4/7/2016	-81.6	23.3	6.5
SVE-5	4/11/2016	-74.8	23.5	--
SVE-5	4/18/2016	-68.0	21.3	--
SVE-5	4/26/2016	-68.0	23.8	--
SVE-5	5/4/2016	-81.6	23.3	0.5
SVE-5	5/11/2016	-81.6	23.3	--
SVE-5	5/20/2016	-81.6	23.3	--
SVE-5	5/24/2016	-74.8	21.1	--
SVE-5	6/1/2016	-81.6	23.3	--
SVE-5	6/7/2016	-81.6	23.3	0.8
SVE-5	6/14/2016	-81.6	23.3	--
SVE-5	6/21/2016	-74.8	23.5	--
SVE-5	6/27/2016	-81.6	25.5	--
SVE-5	7/6/2016	-68.0	26.1	--
SVE-5	7/15/2016	-74.8	23.5	--
SVE-5	7/20/2016	-74.8	23.5	0.0
SVE-5	7/27/2016	-81.6	23.3	--
SVE-5	8/1/2016	-74.8	23.5	--
SVE-5	8/8/2016	-74.8	23.5	0.3
SVE-5	8/15/2016	-81.6	23.3	--
SVE-5	8/26/2016	-81.6	23.3	--
SVE-5	8/30/2016	-81.6	25.5	--
SVE-5	9/9/2016	-81.6	25.5	0.0
SVE-5	9/12/2016	-81.6	25.5	--
SVE-5	9/20/2016	-81.6	25.5	--
SVE-5	9/27/2016	-88.4	25.3	--
SVE-5	10/6/2016	-81.6	23.3	--
SVE-5	10/10/2016	-81.6	23.3	31.7
SVE-5	10/21/2016	-81.6	25.5	--
SVE-5	10/25/2016	-81.6	25.5	--
SVE-5	11/1/2016	-81.6	25.5	--
SVE-5	11/7/2016	-81.6	25.5	1.1
SVE-5	11/18/2016	-74.8	23.5	--
SVE-5	11/21/2016	-81.6	23.3	--
SVE-5	11/28/2016	-	-	-
SVE-5	12/7/2016	-95.2	27.0	0.2
SVE-5	12/16/2016	-81.6	25.5	--
SVE-5	12/21/2016	-74.8	27.9	--

Table 9
 Summary of SVE Operations - January 1, 2016 - December 31, 2016
 Madison Kipp Corporation
 201 Waubesa Street
 Madison, Wisconsin

WELL ID	DATE	VACUUM (in H ₂ O)	FLOW RATE (cfm)	VOCs (ppm)
SVE-6	1/18/2016	-68.0	31.9	0.0
SVE-6	1/27/2016	-68.0	31.9	--
SVE-6	2/1/2016	-68.0	31.9	--
SVE-6	2/8/2016	-74.8	34.9	0.3
SVE-6	2/15/2016	-68.0	31.9	--
SVE-6	2/23/2016	-68.0	33.6	--
SVE-6	3/3/2016	-68.0	31.9	--
SVE-6	3/7/2016	-68.0	23.8	0.1
SVE-6	3/14/2016	-68.0	23.8	--
SVE-6	3/21/2016	-74.8	25.8	--
SVE-6	3/28/2016	-74.8	23.5	--
SVE-6	4/6/2016 - 4/7/2016	-68.0	23.8	5.7
SVE-6	4/11/2016	-68.0	26.1	--
SVE-6	4/18/2016	-61.2	24.0	--
SVE-6	4/26/2016	-68.0	23.8	--
SVE-6	5/4/2016	-74.8	23.5	0.2
SVE-6	5/11/2016	-74.8	23.5	--
SVE-6	5/20/2016	-68.0	23.8	--
SVE-6	5/24/2016	-68.0	23.8	--
SVE-6	6/1/2016	-81.6	25.5	--
SVE-6	6/7/2016	-74.8	23.5	0.3
SVE-6	6/14/2016	-68.0	23.8	--
SVE-6	6/21/2016	-68.0	23.8	--
SVE-6	6/27/2016	-74.8	25.8	--
SVE-6	7/6/2016	-74.8	24.9	--
SVE-6	7/15/2016	-68.0	23.8	--
SVE-6	7/20/2016	-68.0	23.8	0.0
SVE-6	7/27/2016	-74.8	23.5	--
SVE-6	8/1/2016	-68.0	23.8	--
SVE-6	8/8/2016	-68.0	23.8	0.3
SVE-6	8/15/2016	-74.8	23.5	--
SVE-6	8/26/2016	-81.6	25.5	--
SVE-6	8/30/2016	-74.8	25.8	--
SVE-6	9/9/2016	-74.8	23.5	0.0
SVE-6	9/12/2016	-74.8	23.5	--
SVE-6	9/20/2016	-74.8	25.8	--
SVE-6	9/27/2016	-81.6	25.5	--
SVE-6	10/6/2016	-74.8	25.8	--
SVE-6	10/10/2016	-74.8	25.8	19.4
SVE-6	10/21/2016	-74.8	25.8	--
SVE-6	10/25/2016	-74.8	25.8	--
SVE-6	11/1/2016	-81.6	25.5	--
SVE-6	11/7/2016	-74.8	25.8	3.7
SVE-6	11/18/2016	-68.0	26.1	--
SVE-6	11/21/2016	-68.0	26.1	--
SVE-6	11/28/2016	-	-	-
SVE-6	12/7/2016	-88.4	29.2	0.1
SVE-6	12/16/2016	-68.0	30.1	--
SVE-6	12/21/2016	-68.0	31.9	--

Table 9
 Summary of SVE Operations - January 1, 2016 - December 31, 2016
 Madison Kipp Corporation
 201 Waubesa Street
 Madison, Wisconsin

WELL ID	DATE	VACUUM (in H ₂ O)	FLOW RATE (cfm)	VOCs (ppm)
SVE-7	1/18/2016	-68.0	21.3	0.0
SVE-7	1/27/2016	-68.0	21.3	--
SVE-7	2/1/2016	-68.0	21.3	--
SVE-7	2/8/2016	-81.6	18.1	0.3
SVE-7	2/15/2016	-81.6	18.1	--
SVE-7	2/23/2016	-74.8	21.1	--
SVE-7	3/3/2016	-68.0	21.3	--
SVE-7	3/7/2016	-68.0	21.3	0.0
SVE-7	3/14/2016	-68.0	21.3	--
SVE-7	3/21/2016	-81.6	20.8	--
SVE-7	3/28/2016	-81.6	20.8	--
SVE-7	4/6/2016 - 4/7/2016	-74.8	21.1	3.2
SVE-7	4/11/2016	-68.0	21.3	--
SVE-7	4/18/2016	-68.0	18.4	--
SVE-7	4/26/2016	-68.0	18.4	--
SVE-7	5/4/2016	-81.6	18.1	0.0
SVE-7	5/11/2016	-81.6	18.1	--
SVE-7	5/20/2016	-81.6	18.1	--
SVE-7	5/24/2016	-81.6	18.1	--
SVE-7	6/1/2016	-81.6	18.1	--
SVE-7	6/7/2016	-81.6	14.7	0.1
SVE-7	6/14/2016	-74.8	18.2	--
SVE-7	6/21/2016	-74.8	18.2	--
SVE-7	6/27/2016	-81.6	18.1	--
SVE-7	7/6/2016	-81.6	18.1	--
SVE-7	7/15/2016	-74.8	18.2	--
SVE-7	7/20/2016	-74.8	18.2	0.3
SVE-7	7/27/2016	-81.6	20.8	--
SVE-7	8/1/2016	-74.8	21.1	--
SVE-7	8/8/2016	-74.8	21.1	0.3
SVE-7	8/15/2016	-74.8	21.1	--
SVE-7	8/26/2016	-81.6	20.8	--
SVE-7	8/30/2016	-81.6	18.1	--
SVE-7	9/9/2016	-81.6	20.8	0.0
SVE-7	9/12/2016	-81.6	20.8	--
SVE-7	9/20/2016	-81.6	20.8	--
SVE-7	9/27/2016	-81.6	20.8	--
SVE-7	10/6/2016	-74.8	21.1	--
SVE-7	10/10/2016	-81.6	20.8	30.5
SVE-7	10/21/2016	-81.6	20.8	--
SVE-7	10/25/2016	-81.6	20.8	--
SVE-7	11/1/2016	-81.6	20.8	--
SVE-7	11/7/2016	-81.6	20.8	0.0
SVE-7	11/18/2016	-68.0	21.3	--
SVE-7	11/21/2016	-74.8	21.1	--
SVE-7	11/28/2016	-	-	-
SVE-7	12/7/2016	-88.4	20.6	0.0
SVE-7	12/16/2016	-68.0	23.8	--
SVE-7	12/21/2016	-68.0	21.3	--

Table 9
 Summary of SVE Operations - January 1, 2016 - December 31, 2016
 Madison Kipp Corporation
 201 Waubesa Street
 Madison, Wisconsin

WELL ID	DATE	VACUUM (in H ₂ O)	FLOW RATE (cfm)	VOCs (ppm)
SVE-8	1/18/2016	-68.0	26.1	0.0
SVE-8	1/27/2016	-68.0	23.8	--
SVE-8	2/1/2016	-68.0	18.4	--
SVE-8	2/8/2016	-74.8	18.2	0.2
SVE-8	2/15/2016	-68.0	21.3	--
SVE-8	2/23/2016	-68.0	15.0	--
SVE-8	3/3/2016	-68.0	18.4	--
SVE-8	3/7/2016	-68.0	18.4	0.0
SVE-8	3/14/2016	-68.0	21.3	--
SVE-8	3/21/2016	-74.8	21.1	--
SVE-8	3/28/2016	-81.6	23.3	--
SVE-8	4/6/2016 - 4/7/2016	-74.8	23.5	2.4
SVE-8	4/11/2016	-74.8	23.5	--
SVE-8	4/18/2016	-68.0	18.4	--
SVE-8	4/26/2016	-68.0	18.4	--
SVE-8	5/4/2016	-74.8	21.1	0.0
SVE-8	5/11/2016	-81.6	20.8	--
SVE-8	5/20/2016	-74.8	21.1	--
SVE-8	5/24/2016	-68.0	21.3	--
SVE-8	6/1/2016	-81.6	20.8	--
SVE-8	6/7/2016	-74.8	21.1	0.0
SVE-8	6/14/2016	-74.8	21.1	--
SVE-8	6/21/2016	-74.8	21.1	--
SVE-8	6/27/2016	-81.6	23.3	--
SVE-8	7/6/2016	-74.8	23.5	--
SVE-8	7/15/2016	-68.0	23.8	--
SVE-8	7/20/2016	-68.0	23.8	0.0
SVE-8	7/27/2016	-74.8	23.5	--
SVE-8	8/1/2016	-68.0	23.8	--
SVE-8	8/8/2016	-68.0	23.8	0.2
SVE-8	8/15/2016	-74.8	25.8	--
SVE-8	8/26/2016	-81.6	27.6	--
SVE-8	8/30/2016	-81.6	27.6	--
SVE-8	9/9/2016	-81.6	27.6	0.0
SVE-8	9/12/2016	-81.6	27.6	--
SVE-8	9/20/2016	-81.6	27.6	--
SVE-8	9/27/2016	-88.4	27.3	--
SVE-8	10/6/2016	-74.8	27.9	--
SVE-8	10/10/2016	-81.6	27.6	33.9
SVE-8	10/21/2016	-81.6	27.6	--
SVE-8	10/25/2016	-74.8	29.8	--
SVE-8	11/1/2016	-81.6	27.6	--
SVE-8	11/7/2016	-81.6	29.5	0.0
SVE-8	11/18/2016	-68.0	30.1	--
SVE-8	11/21/2016	-74.8	29.8	--
SVE-8	11/28/2016	-	-	-
SVE-8	12/7/2016	-88.4	30.9	0.1
SVE-8	12/16/2016	-68.0	30.1	--
SVE-8	12/21/2016	-68.0	30.1	--

Table 9
 Summary of SVE Operations - January 1, 2016 - December 31, 2016
 Madison Kipp Corporation
 201 Waubesa Street
 Madison, Wisconsin

WELL ID	DATE	VACUUM (in H ₂ O)	FLOW RATE (cfm)	VOCs (ppm)
SVE-9	1/18/2016	NR	20.2	0.1
SVE-9	1/27/2016	NR	23.3	--
SVE-9	2/1/2016	-68.0	23.8	--
SVE-9	2/8/2016	-68.0	18.4	0.4
SVE-9	2/15/2016	-61.2	24.0	--
SVE-9	2/23/2016	-74.8	18.2	--
SVE-9	3/3/2016	-54.4	18.8	--
SVE-9	3/7/2016	-81.6	14.7	0.2
SVE-9	3/14/2016	-68.0	18.4	--
SVE-9	3/21/2016	-68.0	18.4	--
SVE-9	3/28/2016	-68.0	18.4	--
SVE-9	4/6/2016 - 4/7/2016	-68.0	18.4	2.4
SVE-9	4/11/2016	-74.8	18.2	--
SVE-9	4/18/2016	-54.4	18.8	--
SVE-9	4/26/2016	-54.4	18.8	--
SVE-9	5/4/2016	-68.0	18.4	0.3
SVE-9	5/11/2016	-68.0	18.4	--
SVE-9	5/20/2016	-74.8	18.2	--
SVE-9	5/24/2016	-68.0	18.4	--
SVE-9	6/1/2016	-74.8	18.2	--
SVE-9	6/7/2016	-54.4	15.3	0.2
SVE-9	6/14/2016	-61.2	18.6	--
SVE-9	6/21/2016	-54.4	18.8	--
SVE-9	6/27/2016	-68.0	18.4	--
SVE-9	7/6/2016	-68.0	18.4	--
SVE-9	7/15/2016	-54.4	18.8	--
SVE-9	7/20/2016	-54.4	18.8	0.0
SVE-9	7/27/2016	-81.6	18.1	--
SVE-9	8/1/2016	-68.0	18.4	--
SVE-9	8/8/2016	-54.4	21.7	0.3
SVE-9	8/15/2016	-54.4	18.8	--
SVE-9	8/26/2016	-54.4	18.8	--
SVE-9	8/30/2016	-68.0	18.4	--
SVE-9	9/9/2016	-54.4	18.8	0.0
SVE-9	9/12/2016	-68.0	21.3	--
SVE-9	9/20/2016	-74.8	18.2	--
SVE-9	9/27/2016	-74.8	18.2	--
SVE-9	10/6/2016	-54.4	18.8	--
SVE-9	10/10/2016	-47.6	21.9	16.2
SVE-9	10/21/2016	-61.2	21.5	--
SVE-9	10/25/2016	-54.4	18.8	--
SVE-9	11/1/2016	-74.8	21.1	--
SVE-9	11/7/2016	-74.8	18.2	--
SVE-9	11/18/2016	-81.6	18.1	--
SVE-9	11/21/2016	-54.4	21.7	--

Table 9
 Summary of SVE Operations - January 1, 2016 - December 31, 2016
 Madison Kipp Corporation
 201 Waubesa Street
 Madison, Wisconsin

WELL ID	DATE	VACUUM (in H ₂ O)	FLOW RATE (cfm)	VOCs (ppm)
SVE-9	11/28/2016	-	-	-
SVE-9	12/7/2016	-54.4	15.3	0.1
SVE-9	12/16/2016	-54.4	21.7	--
SVE-9	12/21/2016	-61.2	21.5	--

Notes:

System operational data is recorded weekly by MKC or TRC personnel during system operation. VOCs are also monitored using a Photoionization Detector (PID) on a monthly basis. Data recorded prior to January 2016 was previously reported.

Photoionization Detector did not calibrate on April 6, 2016.

NR = No reading recorded during system inspection.

- = data not collected due to operational issues

-- = not monitored

cfm = cubic feet per minute

GETS = Groundwater Extraction System

in H₂O = Inches of water column

ppm = parts per million

SVE = Soil Vapor Extraction

VOCs = Volatile Organic Compounds

Updated By: T. Perkins 11/14/2016

Checked/Updated By: B. Wachholz 1/25/2017

Checked By: A. Schroeder 1/30/2017

Footnotes:

⁽¹⁾ SVE-2 differential pressure gauge not working during 8/15/16 sampling event.

Table 10
2016 Performance Monitoring Plan
Madison-Kipp Corporation
201 Waubesa Street
Madison, Wisconsin

WELL/POINT ID	BEDROCK UNIT	SCREENED INTERVAL (ft bgs)	QUARTERLY GAUGING	QUARTERLY VOC SAMPLING ⁽¹⁾	OCTOBER VOC SAMPLING ⁽¹⁾	PUMP TYPE
GWE-1*	Lone Rock/ Wonewoc	55-175	X	X	X	NA
MW-1	Unconsolidated	14-24	X		X	Peristaltic
MW-2S	Unconsolidated	19-29	X			NA
MW-2D	Upper Lone Rock	39-44	X	X	X	Peristaltic
MW-3S	Unconsolidated	19-29	X		X	Peristaltic
MW-3D	Upper Lone Rock	48-53	X	X	X	Peristaltic
MW-3D2	Lower Lone Rock	76-81	X	X	X	Peristaltic
MW-3D3	Lower Wonewoc/Upper Eau Claire	214-224	X		X	GeoSub
MW-4D	Lower Lone Rock	65-70	X			NA
MW-4D2	Lower Lone Rock	91-96	X	X	X	Bladder
MW-5S	Upper Lone Rock	34-44	X		X	Peristaltic
MW-5D	Lower Lone Rock	75-80	X	X	X	Peristaltic
MW-5D2	Lower Wonewoc	166-171	X	X	X	Bladder
MW-5D3	Lower Wonewoc/Upper Eau Claire	225-235	X	X	X	GeoSub
MW-6S	Unconsolidated/ Upper Lone Rock	32-42	X		X	Bladder
MW-6D	Lower Lone Rock	66-71	X	X	X	Bladder
MW-7	Unconsolidated	25-35	X			NA
MW-8	Unconsolidated	24-34	X			NA
MW-9D	Upper Lone Rock	44-49	X		X	Peristaltic
MW-9D2	Lower Lone Rock	64-69	X	X	X	Peristaltic
MW-10S	Unconsolidated	11-21	X			NA
MW-11S	Unconsolidated	24-34	X			NA
MW-12S	Unconsolidated	3-13	X			NA
MW-17	Upper Wonewoc	160-170	X	X	X	Bladder
MW-18S	Unconsolidated	20-30	X			NA
MW-21D2	Upper Wonewoc	110-170	X			NA
MW-22S	Unconsolidated	25-35	X		X	Peristaltic
MW-22D	Upper Lone Rock	45-50	X	X	X	Bladder
MW-23S	Unconsolidated	25-35	X		X	Peristaltic
MW-23D	Upper Lone Rock	45-50	X	X	X	Bladder
MW-24	Upper Lone Rock	30-40	X			NA
MW-25D	Upper Wonewoc	120-130	X		X	Bladder
MW-25D2	Upper Wonewoc	160-170	X	X	X	Bladder
MW-26S	Unconsolidated	6.8-16.8	X			NA
MW-27D	Lower Wonewoc	130-140	X	X	X	Bladder
MW-27D2	Lower Wonewoc	170-180	X		X	Bladder
MP-13 Port 1	Lower Wonewoc	163-167	X		X	Westbay
MP-13 Port 2	Lower Wonewoc	135-139	X		X	Westbay
MP-13 Port 3	Upper Wonewoc	121-125	X		X	Westbay
MP-13 Port 4	Upper Wonewoc	102-106	X		X	Westbay
MP-13 Port 5	Lower Lone Rock	81-85	X		X	Westbay
MP-13 Port 6	Lower Lone Rock	67-71	X		X	Westbay
MP-13 Port 7	Upper Lone Rock	44-48	X		X	Westbay
MP-14 Port 1	Lower Wonewoc	170-178	X		X	Westbay
MP-14 Port 2	Lower Wonewoc	135-140	X	X	X	Westbay
MP-14 Port 3	Upper Wonewoc	100-105	X		X	Westbay
MP-14 Port 4	Lower Lone Rock	70-75	X			NA
MP-15 Port 1	Lower Wonewoc	177-187	X		X	Westbay
MP-15 Port 2	Lower Wonewoc	142-146	X		X	Westbay
MP-15 Port 3	Lower Wonewoc	120-125	X		X	Westbay
MP-15 Port 4	Upper Wonewoc	100-105	X		X	Westbay
MP-15 Port 5	Upper Wonewoc	88-92	X		X	Westbay
MP-16 Port 1	Lower Wonewoc	175-179	X		X	Westbay
MP-16 Port 2	Lower Wonewoc	140-144	X	X	X	Westbay
MP-16 Port 3	Upper Wonewoc	106-116	X		X	Westbay
MP-16 Port 4	Lower Lone Rock	80-84	X			NA
Total Sample Points:			56	17	43	

Notes:

*= The GWE-1 influent sample results from the month of the sampling event will be used.

Created By: W. Braga (8/9/2016)

Checked By: A. Stehn (8/11/2016)

Footnotes:

1. Quarterly sampling for 2016 consists of monitoring in January, April, July and October. Additional wells are sampled during the October monitoring event as indicated.

Table 11
Summary of Groundwater Elevations - July 2016 - December 2016
Madison Kipp Corporation
201 Waubesa Street
Madison, Wisconsin

WELL/BORING	LITHOLOGY	SCREEN INTERVAL (feet bls)	GROUND ELEVATION (feet amsl)	TOP OF CASING ELEVATION (feet amsl)	DATE	DEPTH TO WATER (feet btoc)	GROUNDWATER ELEVATION (feet amsl)
MW-1	Unconsolidated	14-24	861.71	861.08	7/18/16	12.07	849.01
					10/10/16	10.47	850.61
MW-2D	Upper Lone Rock	39-44	866.50	868.74	7/18/16	21.22	847.52
					10/10/16	20.19	848.55
MW-2S	Unconsolidated	19-29	866.34	868.94	7/18/16	20.87	848.07
					10/10/16	19.84	849.10
MW-3D	Upper Lone Rock	48-53	867.68	867.25	7/18/16	19.66	847.59
					10/10/16	20.07	847.18
MW-3D2	Lower Lone Rock	76-81	867.58	867.39	7/18/16	20.61	846.78
					10/10/16	21.44	845.95
MW-3D3	Lower Wonewoc/Upper Eau Claire	214-224	867.61	867.35	7/18/16	22.90	844.45
					10/10/16	22.53	844.82
MW-3S	Unconsolidated	19-29	867.87	867.41	7/18/16	19.58	847.83
					10/10/16	18.83	848.58
MW-4D	Lower Lone Rock	65-70	881.18	880.38	7/18/16	32.57	847.81
					10/10/16	31.61	848.77
MW-4D2	Lower Lone Rock	91-96	880.36	880.20	7/18/16	32.78	847.42
					10/10/16	31.81	848.39
MW-4S	Unconsolidated/ Upper Lone Rock	35-50	880.81	880.31	7/18/16	30.28	850.03
					10/10/16	29.37	850.94
MW-5D	Lower Lone Rock	75-80	872.58	872.10	7/18/16	24.95	847.15
					10/10/16	24.34	847.76
MW-5D2	Lower Wonewoc	165.8-170.8	872.59	872.20	7/18/16	28.10	844.10
					10/10/16	27.28	844.92
MW-5D3	Lower Wonewoc/Upper Eau Claire	225-235	872.34	871.89	7/18/16	27.60	844.29
					10/10/16	26.77	845.12
MW-5S	Upper Lone Rock	34-44	872.56	872.14	7/18/16	24.63	847.51
					10/10/16	23.83	848.31
MW-6D	Lower Lone Rock	65.5-70.5	877.11	876.69	7/18/16	29.54	847.15
					10/10/16	28.44	848.25
MW-6S	Unconsolidated/ Upper Lone Rock	31.4-41.4	877.20	876.69	7/18/16	28.74	847.95
					10/10/16	27.77	848.92

Table 11
Summary of Groundwater Elevations - July 2016 - December 2016
Madison Kipp Corporation
201 Waubesa Street
Madison, Wisconsin

WELL/BORING	LITHOLOGY	SCREEN INTERVAL (feet bls)	GROUND ELEVATION (feet amsl)	TOP OF CASING ELEVATION (feet amsl)	DATE	DEPTH TO WATER (feet btoc)	GROUNDWATER ELEVATION (feet amsl)
MW-7	Unconsolidated	25-35	870.91	870.42	7/18/16	22.70	847.72
					10/10/16	21.84	848.58
MW-8	Unconsolidated	24-34	867.69	866.78	7/18/16	19.16	847.62
					10/10/16	16.11	850.67
MW-9D	Upper Lone Rock	44-49	855.80	855.47	7/18/16	9.49	845.98
					10/10/16	8.27	847.20
MW-9D2	Lower Lone Rock	64-69	855.89	855.48	7/18/16	9.75	845.73
					10/10/16	8.48	847.00
MW-10S	Unconsolidated	11-21	864.88	864.42	7/18/16	16.27	848.15
					10/10/16	15.27	849.15
MW-11S	Unconsolidated	24-34	874.10	873.47	7/18/16	25.88	847.59
					10/10/16	24.97	848.50
MW-12S	Unconsolidated	3-13	859.78	859.41	7/18/16	7.74	851.67
					10/10/16	6.70	852.71
MW-17	Upper Wonewoc	160-170	877.26	876.65	7/18/16	33.12	843.53
					10/10/16	31.50	845.15
MW-18S	Unconsolidated	20-30	867.89	867.24	7/18/16	19.11	848.13
					10/10/16	18.48	848.76
MW-19D	Lower Lone Rock	60-90	867.44	866.75	7/18/16	18.81	847.94
					10/10/16	20.75	846.00
MW-19D2	Upper Wonewoc	110-140	867.44	866.71	7/18/16	21.88	844.83
					10/10/16	22.45	844.26
MW-20D	Lower Lone Rock	60-90	867.36	866.96	7/18/16	19.91	847.05
					10/10/16	20.61	846.35
MW-20D2	Lower Lone Rock	110-140	867.36	867.04	7/18/16	22.18	844.86
					10/10/16	22.72	844.32
MW-21D	Lower Lone Rock	60-90	867.77	867.49	7/18/16	20.29	847.20
					10/10/16	21.75	845.74
MW-21D2	Upper Wonewoc	110-170	867.77	867.46	7/18/16	22.61	844.85
					10/10/16	22.86	844.60
MW-22D	Upper Lone Rock	45-50	874.45	874.15	7/18/16	26.49	847.66
					10/10/16	25.72	848.43
MW-22S	Unconsolidated	25-35	874.45	874.12	7/18/16	26.41	847.71
					10/10/16	25.55	848.57

Table 11
Summary of Groundwater Elevations - July 2016 - December 2016
Madison Kipp Corporation
201 Waubesa Street
Madison, Wisconsin

WELL/BORING	LITHOLOGY	SCREEN INTERVAL (feet bls)	GROUND ELEVATION (feet amsl)	TOP OF CASING ELEVATION (feet amsl)	DATE	DEPTH TO WATER (feet btoc)	GROUNDWATER ELEVATION (feet amsl)
MW-23D	Upper Lone Rock	45-50	874.55	874.27	7/18/16	26.25	848.02
					10/10/16	25.03	849.24
MW-23S	Unconsolidated	25-35	874.55	874.20	7/18/16	25.91	848.29
					10/10/16	25.39	848.81
MW-24	Upper Lone Rock	30-40	876.66	876.41	7/18/16	28.62	847.79
					10/10/16	27.72	848.69
MW-25D	Upper Wonewoc	120-130	886.97	886.69	7/18/16	43.65	843.04
					10/10/16	41.50	845.19
MW-25D2	Upper Wonewoc	160-170	886.97	886.68	7/18/16	43.87	842.81
					10/10/16	41.78	844.90
MW-26S	Unconsolidated	6.85-16.85	857.51	856.61	7/18/16	7.81	848.80
					10/10/16	6.41	850.20
MW-27D	Lower Wonewoc	130-140	862.96	862.65	7/18/16	17.66	844.99
					10/10/16	16.26	846.39
MW-27D2	Lower Wonewoc	170-180	862.96	862.59	7/18/16	17.70	844.89
					10/10/16	16.29	846.30
MW-28	Lower Lone Rock	28-38	874.30	874.05	7/18/16	26.27	847.78
					10/10/16	25.35	848.70
MP-13	Upper Lone Rock	44-48	864.49	863.99	7/18/16	17.06	846.93
					10/10/16	16.30	847.69
MP-13	Lower Lone Rock	67-71	864.49	863.99	7/18/16	18.33	845.66
					10/10/16	18.12	845.87
MP-13	Lower Lone Rock	81-85	864.49	863.99	7/18/16	18.95	845.04
					10/10/16	18.70	845.29
MP-13	Upper Wonewoc	102-106	864.49	863.99	7/18/16	20.80	843.19
					10/10/16	19.44	844.55
MP-13	Upper Wonewoc	121-125	864.49	863.99	7/18/16	21.02	842.97
					10/10/16	19.48	844.51
MP-13	Lower Wonewoc	135-139	864.49	863.99	7/18/16	21.07	842.92
					10/10/16	19.50	844.49
MP-13	Lower Wonewoc	163-167	864.49	863.99	7/18/16	20.83	843.16
					10/10/16	18.82	845.17
MP-14	Lower Lone Rock	70-75	866.88	867.28	7/18/16	18.94	848.34
					10/10/16	17.88	849.40

Table 11
 Summary of Groundwater Elevations - July 2016 - December 2016
 Madison Kipp Corporation
 201 Waubesa Street
 Madison, Wisconsin

WELL/BORING	LITHOLOGY	SCREEN INTERVAL (feet bls)	GROUND ELEVATION (feet amsl)	TOP OF CASING ELEVATION (feet amsl)	DATE	DEPTH TO WATER (feet btoc)	GROUNDWATER ELEVATION (feet amsl)
MP-14	Upper Wonewoc	100-105	866.88	867.28	7/18/16	21.65	845.63
					10/10/16	20.61	846.67
MP-14	Lower Wonewoc	135-140	866.88	867.28	7/18/16	22.16	845.12
					10/10/16	21.05	846.23
MP-14	Lower Wonewoc	170-178	866.88	867.28	7/18/16	22.55	844.73
					10/10/16	21.35	845.93
MP-15	Upper Wonewoc	88-92	855.98	855.50	7/18/16	10.47	845.03
					10/10/16	9.11	846.39
MP-15	Upper Wonewoc	100-105	855.98	855.50	7/18/16	10.41	845.09
					10/10/16	9.03	846.47
MP-15	Lower Wonewoc	120-125	855.98	855.50	7/18/16	10.44	845.06
					10/10/16	9.03	846.47
MP-15	Lower Wonewoc	142-146	855.98	855.50	7/18/16	10.63	844.87
					10/10/16	9.06	846.44
MP-15	Lower Wonewoc	177-187	855.98	855.50	7/18/16	10.73	844.77
					10/10/16	9.30	846.20
MP-16	Lower Lone Rock	80-84	870.68	870.17	7/18/16	23.46	846.71
					10/10/16	22.42	847.75
MP-16	Upper Wonewoc	106-116	870.68	870.17	7/18/16	25.38	844.79
					10/10/16	24.46	845.71
MP-16	Lower Wonewoc	140-144	870.68	870.17	7/18/16	25.68	844.49
					10/10/16	24.68	845.49
MP-16	Lower Wonewoc	175-179	870.68	870.17	7/18/16	26.00	844.17
					10/10/16	23.63	846.54

Notes:

Data included in this table was collected on July 18, 2016 and October 10, 2016. Historical groundwater elevations were provided in previous reports and are not included here.

amsl = above mean sea level

bls = below land surface

btoc = below top of casing

NM = Not Measured

Prepared by: P. Popp 1/16/2017

Checked by: L. Auner 1/30/2017

Table 12
Groundwater Analytical Results Summary
Madison-Kipp Corporation
Madison, Wisconsin

WELL ID	SCREEN INTERVAL (feet bgs)	PREVENTIVE ACTION LIMIT	ENFORCEMENT STANDARD	MW-1 14 - 24 ft 04/08/2010	MW-1 14 - 24 ft 03/29/2011	MW-1 14 - 24 ft 04/11/2012	MW-1 14 - 24 ft 01/15/2013	MW-1 14 - 24 ft 04/21/2013	MW-1 14 - 24 ft 07/18/2013	MW-1 14 - 24 ft 10/09/2013	MW-1 14 - 24 ft 04/22/2014	MW-1 14 - 24 ft 10/23/2014	MW-1 14 - 24 ft 04/14/2015	MW-1 14 - 24 ft 10/21/2015	MW-1 14 - 24 ft 10/13/2016
VOCs															
1,1,1,2-Tetrachloroethane	7	70		< 0.25	< 0.25	< 0.31	< 0.25	< 0.25	< 0.25	< 0.25	< 0.25	< 0.25	< 0.25	< 0.46	< 0.11
1,1,1-Trichloroethane	40	200		< 0.5	< 0.5	< 0.26	< 0.2	< 0.2	< 0.2	< 0.2	< 0.20	< 0.20	< 0.20	< 0.38	< 0.10
1,1,2-Trichloroethane	0.5	5		< 0.25	< 0.25	< 0.3	< 0.28	< 0.28	< 0.28	< 0.28	< 0.28	< 0.28	< 0.28	< 0.35	< 0.10
1,1-Dichloroethene	0.7	7		1.1	0.95	0.94 J	0.84 J	< 0.31	< 0.31	0.62 J	< 0.31	< 0.31	< 0.31	< 0.39	< 0.14
1,2,4-Trimethylbenzene	96	480		< 0.2	< 0.2	< 0.22	< 0.14	< 0.14	< 0.14	< 0.14	< 0.14	< 0.14	< 0.14	< 0.36	< 0.060
1,2-Dibromoethane	0.005	0.05		< 0.2	< 0.2	< 0.45	< 0.36	< 0.36	< 0.36	< 0.36	< 0.36	< 0.36	< 0.36	< 0.39	< 0.13
1,2-Dichlorobenzene	60	600		< 0.2	< 0.2	< 0.21	< 0.27	< 0.27	< 0.27	< 0.27	< 0.27	< 0.27	< 0.27	< 0.33	< 0.076
1,2-Dichloropropane	0.5	5		< 0.5	< 0.5	< 0.36	< 0.2	< 0.2	< 0.2	< 0.2	< 0.20	< 0.20	< 0.20	< 0.43	< 0.10
1,2,3-Trichlorobenzene	NE	NE		< 0.25	< 0.25	< 0.36	< 0.24	< 0.24	< 0.24	< 0.24	< 0.24	< 0.24	< 0.24	< 0.46	< 0.045
1,2,4-Trichlorobenzene	14	70		< 0.25	< 0.25	< 0.22	< 0.31	< 0.31	< 0.31	< 0.31	< 0.31	< 0.31	< 0.31	< 0.34	< 0.077
1,3,5-Trimethylbenzene	96	480		< 0.2	< 0.2	< 0.23	< 0.18	< 0.18	< 0.18	< 0.18	< 0.18	< 0.18	< 0.18	< 0.25	< 0.075
2-Butanone	800	4000		NA	NA	NA	NA	NA	NA	NA	NA	NA	NA	NA	< 3.0
2-Hexanone	NE	NE		NA	NA	NA	NA	NA	NA	NA	NA	NA	NA	NA	< 0.95
Acetone	1800	9000		NA	NA	NA	NA	NA	NA	NA	NA	NA	NA	NA	< 3.4
Benzene	0.5	5		< 0.2	< 0.2	< 0.12	< 0.074	< 0.074	< 0.074	< 0.074	< 0.074	< 0.074	< 0.074	< 0.15	< 0.089
Bromodichloromethane	0.06	0.6		< 0.2	< 0.2	< 0.23	< 0.17	< 0.17	< 0.17	< 0.17	< 0.17	< 0.17	< 0.17	< 0.37	< 0.077
Bromoform	0.44	4.4		< 0.2	< 0.2	< 0.45	< 0.28	< 0.28	< 0.28	< 0.28	< 0.28	< 0.28	< 0.28	< 0.48	< 0.088
Bromomethane	1	10		< 0.5	< 0.5	< 0.49	< 0.31	< 0.31	< 0.31	< 0.31	< 0.31	< 0.31	< 0.31	< 0.80	< 0.59
Carbon disulfide	200	1000		NA	NA	NA	NA	NA	NA	NA	NA	NA	NA	NA	< 0.053
Carbon tetrachloride	0.5	5		< 0.8	< 0.8	< 0.28	< 0.26	< 0.26	< 0.26	< 0.26	< 0.26	< 0.26	< 0.26	< 0.38	< 0.038
Chloroform	0.6	6		< 0.2	< 0.2	< 0.25	< 0.2	< 0.2	< 0.2	< 0.20	< 0.20	< 0.20	< 0.20	< 0.37	< 0.062
Chloromethane	3	30		< 0.3	< 0.3	< 0.24	< 0.18	< 0.18	< 0.18	< 0.18	< 0.18	< 0.18	< 0.18	< 0.32	0.75 BJ
cis-1,2-Dichloroethene	7	70		51	58	38	41	23	25	27	25	22	20	8	3.6
Dichlorodifluoromethane	200	1000		< 0.5	< 0.5	< 0.26	< 0.2	< 0.2	< 0.2	< 0.20	< 0.20	< 0.20	< 0.20	< 0.54	< 0.11
Ethylbenzene	140	700		< 0.5	< 0.5	< 0.14	< 0.13	< 0.13	< 0.13	< 0.13	< 0.13	< 0.13	< 0.13	< 0.18	< 0.054
Isopropylbenzene	NE	NE		< 0.2	< 0.2	< 0.21	< 0.14	< 0.14	< 0.14	< 0.14	< 0.14	< 0.14	< 0.14	< 0.39	< 0.081
m,p-Xylene	400	2000		NA	NA	NA	NA	NA	NA	NA	NA	NA	NA	NA	< 0.057
Methyl tert-butyl ether	12	60		< 0.5	< 0.5	< 0.28	< 0.24	< 0.24	< 0.24	< 0.24	< 0.24	< 0.24	< 0.24	< 0.39	< 0.14
Methylene chloride	0.5	5		< 1	< 1	8.5	< 0.68	< 0.68	< 0.68	< 0.68	< 0.68	< 0.68	< 0.68	< 1.6	< 0.14
Naphthalene	10	100		< 0.25	< 0.25	< 0.24	< 0.16	< 0.16	< 0.16	< 0.16	< 0.16	< 0.16	< 0.16	< 0.34	< 0.088
n-Butylbenzene	NE	NE		< 0.2	< 0.2	< 0.21	< 0.13	< 0.13	< 0.13	< 0.13	< 0.13	< 0.13	< 0.13	< 0.39	< 0.14
n-Hexane	120	600		NA	NA	NA	NA	NA	NA	NA	NA	NA	NA	NA	< 0.21
n-Propylbenzene	NE	NE		< 0.5	< 0.5	< 0.19	< 0.13	< 0.13	< 0.13	< 0.13	< 0.13	< 0.13	< 0.13	< 0.41	< 0.10
o-Xylene	400	2000		NA	NA	NA	NA	NA	NA	NA	NA	NA	NA	NA	< 0.058
p-Isopropyltoluene	NE	NE		< 0.2	< 0.2	< 0.24	< 0.17	< 0.17	< 0.17	< 0.17	< 0.17	< 0.17	< 0.17	< 0.36	< 0.085
sec-Butylbenzene	NE	NE		< 0.25	< 0.25	< 0.19	< 0.15	< 0.15	< 0.15	< 0.15	< 0.15	< 0.15	< 0.15	< 0.40	< 0.13
Styrene	10	100		< 0.5	< 0.5	< 0.26	< 0.1	< 0.1	< 0.1	< 0.1	< 0.10	< 0.10	< 0.10	< 0.39	< 0.065
tert-Butylbenzene	NE	NE		< 0.2	< 0.2	< 0.24	< 0.14	< 0.14	< 0.14	< 0.14	< 0.14	< 0.14	< 0.14	< 0.40	< 0.12
Tetrachloroethene	0.5	5		32	9	23	22	10	11	18	19	16	16	4.4	5.5
Toluene	160	800		< 0.5	< 0.5	< 0.15	< 0.11	< 0.11	< 0.11	< 0.11	< 0.11	< 0.11	< 0.11	< 0.15	< 0.053
trans-1,2-Dichloroethene	20	100		0.97	0.93	0.77 J	0.78 J	< 0.25	< 0.25	< 0.25	< 0.25	< 0.25	< 0.25	< 0.35	0.22 J
Trichloroethene	0.5	5		33	20	24	25	23	18	23	28	19	21	6.2	3.8
Vinyl chloride	0.02	0.2		1.5	1.1	0.86	0.63	< 0.1	< 0.1	< 0.1	< 0.10	< 0.10	< 0.10	< 0.20	< 0.16
Xylenes, Total	400	2000		< 0.5	< 0.5	< 0.3	< 0.068	< 0.068	< 0.068	< 0.068	< 0.068	< 0.068	< 0.068	< 0.22	< 0.058
Total PCBs															
Aroclor-1016	0.003	0.03		NA	NA	NA	< 0.17	NA	NA	NA	NA	NA	NA	NA	NA
Aroclor-1232	0.003	0.03		NA	NA	NA	< 0.091	NA	NA	NA	NA	NA	NA	NA	NA
Aroclor-1242	0.003	0.03		NA	NA	NA	< 0.13	NA	NA	NA	NA	NA	NA	NA	NA
Total Detected PCBs	NE	NE		NA	NA	NA	ND	NA	NA	NA	NA	NA	NA	NA	NA
Dissolved PCBs															
Aroclor-1016	0.003	0.03		NA	NA	NA	NA	NA	NA	NA	NA	NA	NA	NA	NA
Aroclor-1232	0.003	0.003		NA	NA	NA	NA	NA	NA	NA	NA	NA	NA	NA	NA
Aroclor-1242	0.003	0.003		NA	NA	NA	NA	NA	NA	NA	NA	NA	NA	NA	NA
Total Detected PCBs	NE	NE		NA	NA	NA	NA	NA	NA	NA	NA	NA	NA	NA	NA

Notes on Page 50.

Table 12
Groundwater Analytical Results Summary
Madison-Kipp Corporation
Madison, Wisconsin

WELL ID	SCREEN INTERVAL (feet bgs)	PREVENTIVE ACTION LIMIT	ENFORCEMENT STANDARD	MW-2S 19 - 29 ft 04/08/2010	MW-2S 19 - 29 ft 03/30/2011	MW-2S 19 - 29 ft 04/11/2012	MW-2S 19 - 29 ft 01/14/2013	MW-2S 19 - 29 ft 04/20/2013	MW-2S 19 - 29 ft 07/18/2013	MW-2S 19 - 29 ft 10/10/2013	MW-2S 19 - 29 ft 04/17/2014	MW-2S 19 - 29 ft 10/16/2014
VOCS												
1,1,1,2-Tetrachloroethane	7	70		< 0.25	< 0.25	< 0.31	< 0.25	< 0.25	< 0.25	< 0.25	< 0.25	< 0.25
1,1,1-Trichloroethane	40	200		< 0.5	< 0.5	< 0.26	< 0.2	< 0.2	< 0.2	< 0.2	< 0.20	< 0.20
1,1,2-Trichloroethane	0.5	5		< 0.25	< 0.25	< 0.3	< 0.28	< 0.28	< 0.28	< 0.28	< 0.28	< 0.28
1,1-Dichloroethene	0.7	7		< 0.5	< 0.5	< 0.29	< 0.31	< 0.31	< 0.31	< 0.31	< 0.31	< 0.31
1,2,4-Trimethylbenzene	96	480		< 0.2	< 0.2	< 0.22	< 0.14	< 0.14	< 0.14	< 0.14	< 0.14	< 0.14
1,2-Dibromoethane	0.005	0.05		< 0.2	< 0.2	< 0.45	< 0.36	< 0.36	< 0.36	< 0.36	< 0.36	< 0.36
1,2-Dichlorobenzene	60	600		< 0.2	< 0.2	< 0.21	< 0.27	< 0.27	< 0.27	< 0.27	< 0.27	< 0.27
1,2-Dichloropropane	0.5	5		< 0.5	< 0.5	< 0.36	< 0.2	< 0.2	< 0.2	< 0.2	< 0.20	< 0.20
1,2,3-Trichlorobenzene	NE	NE		< 0.25	< 0.25	< 0.36	< 0.24	< 0.24	< 0.24	< 0.24	< 0.24	< 0.24
1,2,4-Trichlorobenzene	14	70		< 0.25	< 0.25	< 0.22	< 0.31	< 0.31	< 0.31	< 0.31	< 0.31	< 0.31
1,3,5-Trimethylbenzene	96	480		< 0.2	< 0.2	< 0.23	< 0.18	< 0.18	< 0.18	< 0.18	< 0.18	< 0.18
2-Butanone	800	4000		NA	NA	NA	NA	NA	NA	NA	NA	NA
2-Hexanone	NE	NE		NA	NA	NA	NA	NA	NA	NA	NA	NA
Acetone	1800	9000		NA	NA	NA	NA	NA	NA	NA	NA	NA
Benzene	0.5	5		< 0.2	< 0.2	< 0.12	< 0.074	< 0.074	< 0.074	< 0.074	< 0.074	< 0.074
Bromodichloromethane	0.06	0.6		< 0.2	< 0.2	< 0.23	< 0.17	< 0.17	< 0.17	< 0.17	< 0.17	< 0.17
Bromoform	0.44	4.4		< 0.2	< 0.2	< 0.45	< 0.28	< 0.28	< 0.28	< 0.28	< 0.28	< 0.28
Bromomethane	1	10		< 0.5	< 0.5	< 0.49	< 0.31	< 0.31	< 0.31	< 0.31	< 0.31	< 0.31
Carbon disulfide	200	1000		NA	NA	NA	NA	NA	NA	NA	NA	NA
Carbon tetrachloride	0.5	5		< 0.8	< 0.8	< 0.28	< 0.26	< 0.26	< 0.26	< 0.26	< 0.26	< 0.26
Chloroform	0.6	6		< 0.2	< 0.2	< 0.25	< 0.2	< 0.2	< 0.2	< 0.2	< 0.20	< 0.20
Chloromethane	3	30		< 0.3	< 0.3	< 0.24	< 0.18	< 0.18	< 0.18	< 0.18	< 0.18	< 0.18
cis-1,2-Dichloroethene	7	70		< 0.5	< 0.5	< 0.22	< 0.12	< 0.12	< 0.12	< 0.12	< 0.12	< 0.12
Dichlorodifluoromethane	200	1000		< 0.5	< 0.5	< 0.26	< 0.2	< 0.2	< 0.2	< 0.2	< 0.20	< 0.20
Ethylbenzene	140	700		< 0.5	< 0.5	< 0.14	< 0.13	< 0.13	< 0.13	< 0.13	< 0.13	< 0.13
Isopropylbenzene	NE	NE		< 0.2	< 0.2	< 0.21	< 0.14	< 0.14	< 0.14	< 0.14	< 0.14	< 0.14
m,p-Xylene	400	2000		NA	NA	NA	NA	NA	NA	NA	NA	NA
Methyl tert-butyl ether	12	60		< 0.5	< 0.5	< 0.28	< 0.24	< 0.24	< 0.24	< 0.24	< 0.24	< 0.24
Methylene chloride	0.5	5		< 1	< 1	8.6	< 0.68	< 0.68	< 0.68	< 0.68	< 0.68	< 0.68
Naphthalene	10	100		< 0.25	< 0.25	< 0.24	< 0.16	< 0.16	< 0.16	< 0.16	< 0.16	< 0.16
n-Butylbenzene	NE	NE		< 0.2	< 0.2	< 0.21	< 0.13	< 0.13	< 0.13	< 0.13	< 0.13	< 0.13
n-Hexane	120	600		NA	NA	NA	NA	NA	NA	NA	NA	NA
n-Propylbenzene	NE	NE		< 0.5	< 0.5	< 0.19	< 0.13	< 0.13	< 0.13	< 0.13	< 0.13	< 0.13
o-Xylene	400	2000		NA	NA	NA	NA	NA	NA	NA	NA	NA
p-Isopropyltoluene	NE	NE		< 0.2	< 0.2	< 0.24	< 0.17	< 0.17	< 0.17	< 0.17	< 0.17	< 0.17
sec-Butylbenzene	NE	NE		< 0.25	< 0.25	< 0.19	< 0.15	< 0.15	< 0.15	< 0.15	< 0.15	< 0.15
Styrene	10	100		< 0.5	< 0.5	< 0.26	< 0.1	< 0.1	< 0.1	< 0.1	< 0.10	< 0.10
tert-Butylbenzene	NE	NE		< 0.2	< 0.2	< 0.24	< 0.14	< 0.14	< 0.14	< 0.14	< 0.14	< 0.14
Tetrachloroethene	0.5	5		1.6	1.3	1.2	1.3	1.3	0.81 J	1.1	1.3	1
Toluene	160	800		< 0.5	< 0.5	< 0.15	< 0.11	< 0.11	< 0.11	< 0.11	< 0.11	< 0.11
trans-1,2-Dichloroethene	20	100		< 0.5	< 0.5	< 0.27	< 0.25	< 0.25	< 0.25	< 0.25	< 0.25	< 0.25
Trichloroethene	0.5	5		< 0.2	< 0.2	< 0.18	< 0.19	< 0.19	< 0.19	< 0.19	< 0.19	< 0.19
Vinyl chloride	0.02	0.2		< 0.2	< 0.2	< 0.13	< 0.1	< 0.1	< 0.1	< 0.1	< 0.10	< 0.10
Xylenes, Total	400	2000		< 0.5	< 0.5	< 0.3	< 0.068	< 0.068	< 0.068	< 0.068	< 0.068	< 0.068
Total PCBs												
Aroclor-1016	0.003	0.03		NA	NA	NA	< 0.17	NA	NA	NA	NA	NA
Aroclor-1232	0.003	0.03		NA	NA	NA	< 0.091	NA	NA	NA	NA	NA
Aroclor-1242	0.003	0.03		NA	NA	NA	< 0.13	NA	NA	NA	NA	NA
Total Detected PCBs	NE	NE		NA	NA	NA	ND	NA	NA	NA	NA	NA
Dissolved PCBs												
Aroclor-1016	0.003	0.03		NA	NA	NA	NA	NA	NA	NA	NA	NA
Aroclor-1232	0.003	0.003		NA	NA	NA	NA	NA	NA	NA	NA	NA
Aroclor-1242	0.003	0.003		NA	NA	NA	NA	NA	NA	NA	NA	NA
Total Detected PCBs	NE	NE		NA	NA	NA	NA	NA	NA	NA	NA	NA

Notes on Page 50.

Table 12
Groundwater Analytical Results Summary
Madison-Kipp Corporation
Madison, Wisconsin

WELL ID	SCREEN INTERVAL (feet bgs)	PREVENTIVE ACTION LIMIT	ENFORCEMENT STANDARD	MW-2D 39 - 44 ft 04/08/2010	MW-2D 39 - 44 ft 10/01/2010	MW-2D 39 - 44 ft 03/30/2011	MW-2D 39 - 44 ft 04/11/2012	MW-2D 39 - 44 ft 01/15/2013	MW-2D 39 - 44 ft 04/20/2013	MW-2D 39 - 44 ft 07/18/2013	MW-2D 39 - 44 ft 10/10/2013	MW-2D 39 - 44 ft 04/17/2014	MW-2D 39 - 44 ft 10/16/2014	MW-2D 39 - 44 ft 04/14/2015	MW-2D 39 - 44 ft 10/21/2015	MW-2D 39 - 44 ft 01/25/2016	MW-2D 39 - 44 ft 04/21/2016	MW-2D 39 - 44 ft 07/19/2016	MW-2D 39 - 44 ft 10/13/2016
VOCs																			
1,1,1,2-Tetrachloroethane	7	70		< 8	< 0.25	< 4	< 0.31	< 0.5	< 0.5	< 0.25	< 0.25	< 0.25	< 0.50	< 0.25	< 0.46	< 0.55	< 1.1	< 0.11	< 0.11
1,1,1-Trichloroethane	40	200		< 16	< 0.5	< 8	< 0.26	< 0.4	< 0.4	< 0.2	< 0.2	< 0.20	< 0.40	< 0.20	< 0.38	< 0.50	< 1.0	< 0.10	< 0.10
1,1,2-Trichloroethane	0.5	5		< 8	< 0.25	< 4	< 0.3	< 0.56	< 0.56	< 0.28	< 0.28	< 0.28	< 0.56	< 0.28	< 0.35	< 0.50	< 1.0	< 0.10	< 0.10
1,1-Dichloroethene	0.7	7		< 16	< 0.5	< 8	< 0.29	< 0.62	< 0.62	< 0.31	< 0.31	< 0.31	< 0.62	< 0.31	< 0.39	< 0.70	< 1.4	< 0.14	< 0.14
1,2,4-Trimethylbenzene	96	480		< 6.4	< 0.2	< 3.2	< 0.22	< 0.28	< 0.28	< 0.14	< 0.14	< 0.14	< 0.28	< 0.14	< 0.36	< 0.30	< 0.60	< 0.060	< 0.060
1,2-Dibromoethane	0.005	0.05		< 6.4	< 0.2	< 3.2	< 0.45	< 0.72	< 0.72	< 0.36	< 0.36	< 0.36	< 0.72	< 0.36	< 0.39	< 0.65	< 1.3	< 0.13	< 0.13
1,2-Dichlorobenzene	60	600		< 6.4	< 0.2	< 3.2	< 0.21	< 0.54	< 0.54	< 0.27	< 0.27	< 0.27	< 0.54	< 0.27	< 0.33	0.45 J	< 0.76	< 0.076	< 0.076
1,2-Dichloropropane	0.5	5		< 16	< 0.5	< 8	< 0.36	< 0.4	< 0.4	< 0.2	< 0.2	< 0.20	< 0.40	< 0.20	< 0.43	< 0.50	< 1.0	< 0.10	< 0.10
1,2,3-Trichlorobenzene	NE	NE		< 8	< 0.25	< 4	< 0.36	< 0.48	< 0.48	< 0.24	< 0.24	< 0.24	< 0.48	< 0.24	< 0.46	< 0.23	< 0.45	< 0.045	< 0.045
1,2,4-Trichlorobenzene	14	70		< 8	< 0.25	< 4	< 0.22	< 0.62	< 0.62	< 0.31	< 0.31	< 0.31	< 0.62	< 0.31	< 0.34	0.85 J	< 0.77	< 0.077	< 0.077
1,3,5-Trimethylbenzene	96	480		< 6.4	< 0.2	< 3.2	< 0.23	< 0.36	< 0.36	< 0.18	< 0.18	< 0.18	< 0.36	< 0.18	< 0.25	< 0.38	< 0.75	< 0.075	< 0.075
2-Butanone	800	4000		NA	NA	NA	NA	NA	NA	NA	NA	NA	NA	NA	NA	< 15	< 30	< 3.0	< 3.0
2-Hexanone	NE	NE		NA	NA	NA	NA	NA	NA	NA	NA	NA	NA	NA	NA	< 4.8	< 9.5	< 0.95	< 0.95
Acetone	1800	9000		NA	NA	NA	NA	NA	NA	NA	NA	NA	NA	NA	NA	< 17	< 34	< 3.4	< 3.4
Benzene	0.5	5		< 6.4	< 0.2	< 3.2	< 0.12	< 0.15	< 0.15	< 0.074	< 0.074	< 0.074	< 0.15	< 0.074	< 0.15	< 0.45	< 0.89	< 0.089	< 0.089
Bromodichloromethane	0.06	0.6		< 6.4	< 0.2	< 3.2	< 0.23	< 0.34	< 0.34	< 0.17	< 0.17	< 0.17	< 0.34	< 0.17	< 0.37	< 0.39	< 0.77	< 0.077	< 0.077
Bromoform	0.44	4.4		< 6.4	< 0.2	< 3.2	< 0.45	< 0.56	< 0.56	< 0.28	< 0.28	< 0.28	< 0.56	< 0.28	< 0.48	< 0.44	< 0.88	< 0.088	< 0.088
Bromomethane	1	10		< 16	< 0.5	< 8	< 0.49	< 0.62	< 0.62	< 0.31	< 0.31	< 0.31	< 0.62	< 0.31	< 0.80	< 3.0	< 5.9	< 0.59	< 0.59
Carbon disulfide	200	1000		NA	NA	NA	NA	NA	NA	NA	NA	NA	NA	NA	NA	< 0.27	< 0.53	< 0.053	< 0.053
Carbon tetrachloride	0.5	5		< 26	< 0.8	< 13	< 0.28	< 0.52	< 0.52	< 0.26	< 0.26	< 0.26	< 0.52	< 0.26	< 0.38	< 0.19	< 0.38	< 0.038	< 0.038
Chloroform	0.6	6		< 6.4	< 0.2	< 3.2	< 0.25	< 0.4	< 0.4	< 0.2	< 0.2	< 0.20	< 0.40	< 0.20	< 0.37	< 0.31	< 0.62	< 0.062	< 0.062
Chloromethane	3	30		< 9.6	< 0.3	< 4.8	< 0.24	< 0.36	< 0.36	< 0.18	< 0.18	< 0.18	< 0.36	< 0.18	< 0.32	< 0.80	< 1.6	0.20 J	0.81 BJ
cis-1,2-Dichloroethene	7	70		< 16	0.67	< 8	< 0.22	< 0.24	< 0.24	< 0.12	< 0.12	< 0.12	< 0.24	< 0.12	< 0.41	< 0.55	< 1.1	< 0.11	< 0.11
Dichlorodifluoromethane	200	1000		< 16	< 0.5	< 8	< 0.26	< 0.4	< 0.4	< 0.2	< 0.2	< 0.20	< 0.40	< 0.20	< 0.54	< 0.55	< 1.1	< 0.11	< 0.11
Ethylbenzene	140	700		< 16	< 0.5	< 8	< 0.14	< 0.26	< 0.26	< 0.13	< 0.13	< 0.13	< 0.26	< 0.13	< 0.18	< 0.27	< 0.54	< 0.054	< 0.054
Isopropylbenzene	NE	NE		< 6.4	< 0.2	< 3.2	< 0.21	< 0.28	< 0.28	< 0.14	< 0.14	< 0.14	< 0.28	< 0.14	< 0.39	< 0.41	< 0.81	< 0.081	< 0.081
m,p-Xylene	400	2000		NA	NA	NA	NA	NA	NA	NA	NA	NA	NA	NA	NA	< 0.29	< 0.57	< 0.057	< 0.057
Methyl tert-butyl ether	12	60		< 16	< 0.5	< 8	< 0.28	< 0.48	< 0.48	< 0.24	< 0.24	< 0.24	< 0.48	< 0.24	< 0.39	< 0.70	< 1.4	< 0.14	< 0.14
Methylene chloride	0.5	5		< 32	< 1	< 16	8.1	< 1.4	< 1.4	< 0.68	< 0.68	< 0.68	< 1.4	< 0.68	< 1.6	< 0.70	< 1.4	< 0.14	< 0.14
Naphthalene	10	100		< 8	< 0.25	< 4	< 0.24	< 0.32	< 0.32	< 0.16	< 0.16	< 0.16	< 0.32	< 0.16	< 0.34	< 0.44	< 0.88	< 0.088	< 0.088
n-Butylbenzene	NE	NE		< 6.4	< 0.2	< 3.2	< 0.21	< 0.26	< 0.26	< 0.13	< 0.13	< 0.13	< 0.26	< 0.13	< 0.39	< 0.70	< 1.4	< 0.14	< 0.14
n-Hexane	120	600		NA	NA	NA	NA	NA	NA	NA	NA	NA	NA	NA	NA	< 1.1	< 2.1	< 0.21	< 0.21
n-Propylbenzene	NE	NE		< 16	< 0.5	< 8	< 0.19	< 0.26	< 0.26	< 0.13	< 0.13	< 0.13	< 0.26	< 0.13	< 0.41	< 0.50	< 1.0	< 0.10	< 0.10
o-Xylene	400	2000		NA	NA	NA	NA	NA	NA	NA	NA	NA	NA	NA	NA	< 0.29	< 0.58	< 0.058	< 0.058
p-Isopropyltoluene	NE	NE		< 6.4	< 0.2	< 3.2	< 0.24	< 0.34	< 0.34	< 0.17	< 0.17	< 0.17	< 0.34	< 0.17	< 0.36	< 0.43	< 0.85	< 0.085	< 0.085
sec-Butylbenzene	NE	NE		< 8	< 0.25	< 4	< 0.19	< 0.3	< 0.3	< 0.15	< 0.15	< 0.15	< 0.30	< 0.15	< 0.40	< 0.65	< 1.3	< 0.13	< 0.13
Styrene	10	100		< 16	< 0.5	< 8	< 0.26	< 0.2	< 0.2	< 0.1	< 0.1	< 0.10	< 0.20	< 0.10	< 0.39	< 0.33	< 0.65	< 0.065	< 0.065
tert-Butylbenzene	NE	NE		< 6.4	< 0.2	< 3.2	< 0.24	< 0.28	< 0.28	< 0.14	< 0.14	< 0.14	< 0.28	< 0.14	< 0.40	< 0.60	< 1.2	< 0.12	< 0.12
Tetrachloroethene	0.5	5		1400	1300	1000	610	720	910	580	440	450	540	250	210	85	290	81	28
Toluene	160	800		< 16	< 0.5	< 8	< 0.15	< 0.22	< 0.22	< 0.11	< 0.11	< 0.11	< 0.22	< 0.11	< 0.15	0.30 J	< 0.53	< 0.053	0.090 J
trans-1,2-Dichloroethene	20	100		< 16	< 0.5	< 8	< 0.27	< 0.5	< 0.5	< 0.25	< 0.25	< 0.25	< 0.50	< 0.25	< 0.35	< 0.55	< 1.1	< 0.11	< 0.11
Trichloroethene	0.5	5		20	16	9.8	5.4	5.1	6.4	4.1	3	2.5	2.1	1.2	0.73	0.60 J	< 0.62	0.24 J	0.10 J
Vinyl chloride	0.02	0.2		< 6.4	< 0.2	< 3.2	< 0.13	< 0.2	< 0.2	< 0.1	< 0.1	< 0.10	< 0.20	< 0.10	< 0.20	< 0.80	< 1.6	< 0.16	< 0.16
Xylenes, Total	400	2000		< 16	< 0.5	< 8	< 0.3	< 0.14	< 0.14	< 0.068	< 0.068	< 0.068	< 0.14	< 0.068	< 0.22	< 0.29	< 0.58	< 0.058	< 0.058
Total PCBs																			
Aroclor-1016	0.003	0.03		NA	NA	NA	NA	< 0.18	NA	NA	NA	NA	NA	NA	NA	NA	NA	NA	NA
Aroclor-1232	0.003	0.03		NA	NA	NA	NA	< 0.096	NA	NA	NA	NA	NA	NA	NA	NA	NA	NA	NA
Aroclor-1242	0.003	0.03		NA	NA	NA	NA	< 0.14	NA	NA	NA	NA	NA	NA	NA	NA	NA	NA	NA
Total Detected PCBs	NE	NE		NA	NA	NA	NA	ND	NA	NA	NA	NA	NA	NA	NA	NA	NA	NA	NA
Dissolved PCBs																			
Aroclor-1016	0.003	0.03		NA	NA	NA	NA	NA	NA	NA	NA	NA	NA	NA	NA	NA	NA	NA	NA
Aroclor-1232	0.003	0.003		NA	NA	NA	NA	NA	NA	NA	NA	NA	NA	NA	NA	NA	NA	NA	NA
Aroclor-1242	0.003	0.003		NA	NA	NA	NA	NA	NA	NA	NA	NA	NA	NA	NA	NA	NA	NA	NA
Total Detected PCBs	NE	NE		NA	NA	NA	NA	NA	NA	NA	NA	NA	NA	NA	NA	NA	NA	NA	NA

Notes on Page 50.

Table 12
Groundwater Analytical Results Summary
Madison-Kipp Corporation
Madison, Wisconsin

WELL ID	SCREEN INTERVAL (feet bgs)	PREVENTIVE ACTION LIMIT	ENFORCEMENT STANDARD	MW-3S 19 - 29 ft 04/07/2010	MW-3S 19 - 29 ft 03/29/2011	MW-3S 19 - 29 ft 04/12/2012	MW-3S 19 - 29 ft 11/30/2012	MW-3S 19 - 29 ft 01/15/2013	MW-3S ¹ 19 - 29 ft 02/12/2013	MW-3S ^{1,3} 19 - 29 ft 02/12/2013	MW-3S ¹ 19 - 29 ft 03/12/2013	MW-3S ¹ 19 - 29 ft 04/16/2013	MW-3S 19 - 29 ft 07/16/2013	MW-3S 19 - 29 ft 10/10/2013	MW-3S ¹ 19 - 29 ft 04/16/2014	MW-3S 19 - 29 ft 10/22/2014	MW-3S 19 - 29 ft 04/13/2015	MW-3S 19 - 29 ft 10/21/2015	MW-3S 19 - 29 ft 10/13/2016
VOCs																			
1,1,1,2-Tetrachloroethane	7	70		< 8	< 6.3	< 1.6	< 1.3	< 0.25	< 0.25	< 0.25	< 0.25	< 0.25	< 0.5	< 0.5	< 1.3	< 0.25	< 1.3	< 0.92	< 2.2
1,1,1-Trichloroethane	40	200		< 16	< 13	< 1.3	< 1	< 0.2	< 0.2	< 0.2	< 0.2	< 0.2	< 0.4	< 0.4	< 1.0	< 0.20	< 1.0	< 0.76	< 2.0
1,1,2-Trichloroethane	0.5	5		< 8	< 6.3	< 1.5	< 1.4	< 0.28	< 0.28	< 0.28	< 0.28	< 0.28	< 0.56	< 0.56	< 1.4	< 0.28	< 1.4	< 0.70	< 2.0
1,1-Dichloroethene	0.7	7		< 16	< 13	< 1.5	< 1.6	< 0.31	< 0.31	< 0.31	< 0.31	< 0.31	< 0.62	< 0.62	< 1.6	< 0.31	< 1.6	< 0.78	< 2.8
1,2,4-Trimethylbenzene	96	480		< 6.4	< 5	< 1.1	< 0.7	< 0.14	< 0.14	< 0.14	< 0.14	< 0.14	< 0.28	< 0.28	< 0.70	< 0.14	< 0.70	< 0.72	< 1.2
1,2-Dibromoethane	0.005	0.05		< 6.4	< 5	< 2.3	< 1.8	< 0.36	< 0.36	< 0.36	< 0.36	< 0.36	< 0.72	< 0.72	< 1.8	< 0.36	< 1.8	< 0.77	< 2.6
1,2-Dichlorobenzene	60	600		< 6.4	< 5	< 1.1	< 1.4	< 0.27	< 0.27	< 0.27	< 0.27	< 0.27	< 0.54	< 0.54	< 1.4	< 0.27	< 1.4	< 0.67	< 1.5
1,2-Dichloropropane	0.5	5		< 16	< 13	< 1.8	< 1	< 0.2	< 0.2	< 0.2	< 0.2	< 0.2	< 0.4	< 0.4	< 1.0	< 0.20	< 1.0	< 0.86	< 2.0
1,2,3-Trichlorobenzene	NE	NE		< 8	< 6.3	< 1.8	< 1.2	< 0.24	< 0.24	< 0.24	< 0.24	< 0.24	< 0.48	< 0.48	< 1.2	< 0.24	< 1.2	< 0.92	< 0.90
1,2,4-Trichlorobenzene	14	70		< 8	< 6.3	< 1.1	< 1.6	< 0.31	< 0.31	< 0.31	< 0.31	< 0.31	< 0.62	< 0.62	< 1.6	< 0.31	< 1.6	< 0.68	< 1.5
1,3,5-Trimethylbenzene	96	480		< 6.4	< 5	< 1.2	< 0.9	< 0.18	< 0.18	< 0.18	< 0.18	< 0.18	< 0.36	< 0.36	< 0.90	< 0.18	< 0.90	< 0.51	< 1.5
2-Butanone	800	4000		NA	NA	NA	NA	NA	NA	NA	NA	NA	NA	NA	NA	NA	NA	NA	< 60
2-Hexanone	NE	NE		NA	NA	NA	NA	NA	NA	NA	NA	NA	NA	NA	NA	NA	NA	NA	< 19
Acetone	1800	9000		NA	NA	NA	NA	NA	NA	NA	NA	NA	NA	NA	NA	NA	NA	NA	< 68
Benzene	0.5	5		< 6.4	< 5	< 0.6	1.5 J	0.42 J	0.88	0.9	1	0.6	0.70 J	1	< 0.37	0.67	< 0.37	< 0.29	< 1.8
Bromodichloromethane	0.06	0.6		< 6.4	< 5	< 1.2	< 0.85	< 0.17	< 0.17	< 0.17	< 0.17	< 0.17	< 0.34	< 0.34	< 0.85	< 0.17	< 0.85	< 0.74	< 1.5
Bromoform	0.44	4.4		< 6.4	< 5	< 2.3	< 1.4	< 0.28	< 0.28	< 0.28	< 0.28	< 0.28	< 0.56	< 0.56	< 1.4	< 0.28	< 1.4	< 0.97	< 1.8
Bromomethane	1	10		< 16	< 13	< 2.5	< 1.6	< 0.31	< 0.31	< 0.31	< 0.31	< 0.31	< 0.62	< 0.62	< 1.6	< 0.31	< 1.6	< 1.6	< 12
Carbon disulfide	200	1000		NA	NA	NA	NA	NA	NA	NA	NA	NA	NA	NA	NA	NA	NA	NA	< 1.1
Carbon tetrachloride	0.5	5		< 26	< 20	< 1.4	< 1.3	< 0.26	< 0.26	< 0.26	< 0.26	< 0.26	< 0.52	< 0.52	< 1.3	< 0.26	< 1.3	< 0.77	< 0.76
Chloroform	0.6	6		< 6.4	< 5	3.7 J	5	1.6	3	3.2	4.1	2.7	2.8	3.7	3.4 J	2.4	< 1.0	3	< 1.2
Chloromethane	3	30		< 9.6	< 7.5	< 1.2	< 0.9	< 0.18	< 0.18	< 0.18	< 0.18	< 0.18	< 0.36	< 0.36	< 0.90	< 0.18	< 0.90	< 0.64	11 BJ
cis-1,2-Dichloroethene	7	70		83	37	89	98	< 0.12	1.6	1.8	5.0	< 0.12	14	58	< 0.60	35	54	36	29
Dichlorodifluoromethane	200	1000		< 16	< 13	< 1.3	< 1	< 0.2	< 0.2	< 0.2	< 0.2	< 0.2	< 0.4	< 0.4	< 1.0	< 0.20	< 1.0	< 1.1	< 2.2
Ethylbenzene	140	700		< 16	< 13	< 0.7	< 0.65	0.36 J	< 0.13	< 0.13	< 0.13	< 0.13	< 0.26	< 0.26	< 0.65	< 0.13	< 0.65	< 0.37	< 1.1
Isopropylbenzene	NE	NE		< 6.4	< 5	< 1.1	< 0.7	< 0.14	< 0.14	< 0.14	< 0.14	< 0.14	< 0.28	< 0.28	< 0.70	< 0.14	< 0.70	< 0.77	< 1.6
m,p-Xylene	400	2000		NA	NA	NA	NA	NA	NA	NA	NA	NA	NA	NA	NA	NA	NA	NA	< 1.1
Methyl tert-butyl ether	12	60		< 16	< 13	< 1.4	< 1.2	< 0.24	< 0.24	< 0.24	< 0.24	< 0.24	< 0.48	< 0.48	< 1.2	< 0.24	< 1.2	< 0.79	< 2.8
Methylene chloride	0.5	5		< 32	< 25	< 3.2	< 3.4	< 0.68	< 0.68	< 0.68	< 0.68	< 0.68	< 1.4	< 1.4	< 3.4	< 0.68	< 3.4	17	< 2.8
Naphthalene	10	100		< 8	< 6.3	< 1.2	< 0.8	< 0.16	< 0.16	< 0.16	< 0.16	< 0.16	< 0.32	< 0.32	< 0.80	< 0.16	< 0.80	< 0.67	< 1.8
n-Butylbenzene	NE	NE		< 6.4	< 5	< 1.1	< 0.65	< 0.13	< 0.13	< 0.13	< 0.13	< 0.13	< 0.26	< 0.26	< 0.65	< 0.13	< 0.65	< 0.78	< 2.8
n-Hexane	120	600		NA	NA	NA	NA	NA	NA	NA	NA	NA	NA	NA	NA	NA	NA	NA	< 4.2
n-Propylbenzene	NE	NE		< 16	< 13	< 0.95	< 0.65	< 0.13	< 0.13	< 0.13	< 0.13	< 0.13	< 0.26	< 0.26	< 0.65	< 0.13	< 0.65	< 0.83	< 2.0
o-Xylene	400	2000		NA	NA	NA	NA	NA	NA	NA	NA	NA	NA	NA	NA	NA	NA	NA	< 1.2
p-Isopropyltoluene	NE	NE		< 6.4	< 5	< 1.2	< 0.85	< 0.17	< 0.17	< 0.17	< 0.17	< 0.17	< 0.34	< 0.34	< 0.85	< 0.17	< 0.85	< 0.72	< 1.7
sec-Butylbenzene	NE	NE		< 8	< 6.3	< 0.95	< 0.75	< 0.15	< 0.15	< 0.15	< 0.15	< 0.15	< 0.3	< 0.3	< 0.75	< 0.15	< 0.75	< 0.80	< 2.6
Styrene	10	100		< 16	< 13	< 1.3	< 0.5	< 0.1	< 0.1	< 0.1	< 0.1	< 0.1	< 0.2	< 0.2	< 0.50	< 0.10	< 0.50	< 0.77	< 1.3
tert-Butylbenzene	NE	NE		< 6.4	< 5	< 1.2	< 0.7	< 0.14	< 0.14	< 0.14	< 0.14	< 0.14	< 0.28	< 0.28	< 0.70	< 0.14	< 0.70	< 0.80	< 2.4
Tetrachloroethene	0.5	5		2000	1100	1600	2400	88	600	600	750	20	840	1000	630	770	1300	1300	860
Toluene	160	800		< 16	< 13	< 0.75	< 0.55	0.38 J	< 0.11	< 0.11	< 0.11	< 0.11	< 0.22	< 0.22	< 0.55	< 0.11	< 0.55	< 0.30	< 1.1
trans-1,2-Dichloroethene	20	100		< 16	< 13	5.4	6.0	< 0.25	< 0.25	< 0.25	< 0.25	< 0.25	< 0.5	< 0.5	< 1.3	< 0.27	< 1.3	3.1	3.4 J
Trichloroethene	0.5	5		130	66	120	160	< 0.19	6.8	6.7	16	< 0.19	26	100	6.9	82	120	90	86
Vinyl chloride	0.02	0.2		< 6.4	< 5	< 0.65	< 0.5	< 0.1	< 0.1	< 0.1	< 0.1	< 0.1	< 0.2	< 0.2	< 0.50	< 0.10	< 0.50	< 0.41	< 3.2
Xylenes, Total	400	2000		< 16	< 13	< 1.5	< 0.34	2.4	< 0.068	< 0.068	< 0.068	< 0.068	< 0.14	< 0.14	< 0.34	< 0.068	< 0.34	< 0.44	< 1.2
Total PCBs																			
Aroclor-1016	0.003	0.03		NA	NA	NA	NA	< 0.18	NA	NA	NA	NA	NA	NA	NA	NA	NA	NA	NA
Aroclor-1232	0.003	0.03		NA	NA	NA	NA	< 0.096	NA	NA	NA	NA	NA	NA	NA	NA	NA	NA	NA
Aroclor-1242	0.003	0.03		NA	NA	NA	NA	< 0.14	NA	NA	NA	NA	NA	NA	NA	NA	NA	NA	NA
Total Detected PCBs	NE	NE		NA	NA	NA	NA	ND	NA	NA	NA	NA	NA	NA	NA	NA	NA	NA	NA
Dissolved PCBs																			
Aroclor-1016	0.003	0.03		NA	NA	NA	NA	NA	NA	NA	NA	NA	NA	NA	NA	NA	NA	NA	NA
Aroclor-1232	0.003	0.003		NA	NA	NA	NA	NA	NA	NA	NA	NA	NA	NA	NA	NA	NA	NA	NA
Aroclor-1242	0.003	0.003		NA	NA	NA	NA	NA	NA	NA	NA	NA	NA	NA	NA	NA	NA	NA	NA
Total Detected PCBs	NE	NE		NA	NA	NA	NA	NA	NA	NA	NA	NA	NA	NA	NA	NA	NA	NA	NA

Notes on Page 50.

Table 12
Groundwater Analytical Results Summary
Madison-Kipp Corporation
Madison, Wisconsin

WELL ID	SCREEN INTERVAL (feet bgs)	PREVENTIVE ACTION	ENFORCEMENT STANDARD	MW-3D 48 - 53 ft	MW-3D 48 - 53 ft	MW-3D 48 - 53 ft	MW-3D 48 - 53 ft	MW-3D 48 - 53 ft	MW-3D 48 - 53 ft	MW-3D 48 - 53 ft	MW-3D 48 - 53 ft	MW-3D 48 - 53 ft	MW-3D 48 - 53 ft	MW-3D 48 - 53 ft	MW-3D 48 - 53 ft	MW-3D 48 - 53 ft	MW-3D 48 - 53 ft	MW-3D 48 - 53 ft	MW-3D 48 - 53 ft	MW-3D 48 - 53 ft	MW-3D 48 - 53 ft	
SAMPLE DATE	ACTION LIMIT	STANDARD	04/07/2010	10/01/2010	03/30/2011	04/12/2012	11/30/2012	01/16/2013	02/12/2013	03/13/2013	04/16/2013	07/16/2013	10/10/2013	04/18/2014	10/16/2014	04/14/2015	10/21/2015	01/25/2016	04/22/2016	04/22/2016	07/20/2016	10/13/2016
VOCs																						
1,1,1,2-Tetrachloroethane	7	70	< 8	< 0.25	< 5	< 0.31	< 1.3	< 0.25	< 0.25	< 0.25	< 0.25	< 0.5	< 0.25	< 0.50	< 0.50	< 0.25	< 0.46	< 0.11	< 0.11	< 0.11	< 0.11	< 0.11
1,1,1-Trichloroethane	40	200	< 16	< 0.5	< 10	< 0.26	< 1	< 0.2	< 0.2	< 0.2	< 0.2	< 0.4	< 0.2	< 0.40	< 0.40	< 0.20	< 0.38	< 0.10	< 0.10	< 0.10	< 0.10	< 0.10
1,1,2-Trichloroethane	0.5	5	< 8	< 0.25	< 5	< 0.3	< 1.4	< 0.28	< 0.28	< 0.28	< 0.28	< 0.56	< 0.28	< 0.56	< 0.56	< 0.28	< 0.35	< 0.10	< 0.10	< 0.10	< 0.10	< 0.10
1,1-Dichloroethane	0.7	7	< 16	< 0.5	< 10	< 0.29	< 1.6	< 0.31	< 0.31	< 0.31	< 0.31	< 0.62	< 0.31	< 0.62	< 0.62	< 0.31	< 0.39	< 0.14	< 0.14	< 0.14	< 0.14	< 0.14
1,2,4-Trimethylbenzene	96	480	< 6.4	< 0.2	< 4	< 0.22	< 0.7	< 0.14	< 0.14	< 0.14	< 0.14	< 0.28	< 0.14	< 0.28	< 0.28	< 0.14	< 0.36	< 0.060	< 0.060	< 0.060	< 0.060	< 0.060
1,2-Dibromoethane	0.005	0.05	< 6.4	< 0.2	< 4	< 0.45	< 1.8	< 0.36	< 0.36	< 0.36	< 0.36	< 0.72	< 0.36	< 0.72	< 0.72	< 0.36	< 0.39	< 0.13	< 0.13	< 0.13	< 0.13	< 0.13
1,2-Dichlorobenzene	60	600	< 6.4	< 0.2	< 4	< 0.21	< 1.4	< 0.27	< 0.27	< 0.27	< 0.27	< 0.54	< 0.27	< 0.54	< 0.54	< 0.27	< 0.33	< 0.076	< 0.076	< 0.076	< 0.076	< 0.076
1,2-Dichloropropane	0.5	5	< 16	< 0.5	< 10	< 0.36	< 1	< 0.2	< 0.2	< 0.2	< 0.2	< 0.4	< 0.2	< 0.40	< 0.40	< 0.20	< 0.43	< 0.10	< 0.10	< 0.10	< 0.10	< 0.10
1,2,3-Trichlorobenzene	NE	NE	< 8	< 0.25	< 5	< 0.36	< 1.2	< 0.24	< 0.24	< 0.24	< 0.24	< 0.48	< 0.24	< 0.48	< 0.48	< 0.24	< 0.46	< 0.045	< 0.045	< 0.045	0.18 BJ	< 0.045
1,2,4-Trichlorobenzene	14	70	< 8	< 0.25	< 5	< 0.22	< 1.6	< 0.31	< 0.31	< 0.31	< 0.31	< 0.62	< 0.31	< 0.62	< 0.62	< 0.31	< 0.34	< 0.077	< 0.077	< 0.077	0.16 BJ	< 0.077
1,3,5-Trimethylbenzene	96	480	< 6.4	< 0.2	< 4	< 0.23	< 0.9	< 0.18	< 0.18	< 0.18	< 0.18	< 0.36	< 0.18	< 0.36	< 0.36	< 0.18	< 0.25	< 0.075	< 0.075	< 0.075	< 0.075	< 0.075
2-Butanone	800	4000	NA	NA	NA	NA	NA	NA	NA	NA	NA	NA	NA	NA	NA	NA	NA	< 3.0	4.0 J	5.7 J	< 3.0	< 3.0
2-Hexanone	NE	NE	NA	NA	NA	NA	NA	NA	NA	NA	NA	NA	NA	NA	NA	NA	NA	< 0.95	< 0.95	< 0.95	< 0.95	< 0.95
Acetone	1800	9000	NA	NA	NA	NA	NA	NA	NA	NA	NA	NA	NA	NA	NA	NA	NA	< 3.4	14 J	15 J	< 3.4	12 J
Benzene	0.5	5	< 6.4	0.31	< 4	0.39 J	< 0.37	0.32 J	0.29 J	< 0.074	0.27 J	< 0.15	0.36 J	< 0.15	0.55 J	0.40 J	< 0.15	< 0.089	< 0.089	< 0.089	< 0.089	< 0.089
Bromodichloromethane	0.06	0.6	< 6.4	< 0.2	< 4	< 0.23	< 0.85	< 0.17	< 0.17	< 0.17	< 0.17	< 0.34	< 0.17	< 0.34	< 0.34	< 0.17	< 0.37	< 0.077	< 0.077	< 0.077	< 0.077	< 0.077
Bromoform	0.44	4.4	< 6.4	< 0.2	< 4	< 0.45	< 1.4	< 0.28	< 0.28	< 0.28	< 0.28	< 0.56	< 0.28	< 0.56	< 0.56	< 0.28	< 0.48	< 0.088	< 0.088	< 0.088	< 0.088	< 0.088
Bromomethane	1	10	< 16	< 0.5	< 10	< 0.49	< 1.6	< 0.31	< 0.31	< 0.31	< 0.31	< 0.62	< 0.31	< 0.62	< 0.62	< 0.31	< 0.80	< 0.59	< 0.59	< 0.59	< 0.59	< 0.59
Carbon disulfide	200	1000	NA	NA	NA	NA	NA	NA	NA	NA	NA	NA	NA	NA	NA	NA	NA	< 0.053	< 0.053	0.18 J	0.44 J	0.38 J
Carbon tetrachloride	0.5	5	< 26	< 0.8	< 16	< 0.28	< 1.3	< 0.26	< 0.26	< 0.26	< 0.26	< 0.52	< 0.26	< 0.52	< 0.52	< 0.26	< 0.38	< 0.038	< 0.038	< 0.038	< 0.038	< 0.038
Chloroform	0.6	6	< 6.4	0.78	< 4	0.93 J	< 1	0.89 J	< 0.2	< 0.2	< 0.2	< 0.4	0.85 J	< 0.40	< 0.40	0.88 J	0.90 J	< 0.062	< 0.062	< 0.062	< 0.062	< 0.062
Chloromethane	3	30	< 9.6	< 0.3	< 6	< 0.24	< 0.9	< 0.18	< 0.18	< 0.18	< 0.18	< 0.36	< 0.18	< 0.36	< 0.36	< 0.18	< 0.32	< 0.16	< 0.16	< 0.16	< 0.16	0.31 BJ
cis-1,2-Dichloroethene	7	70	510	310	300	350	520	290	200	54	210	200	180	170	170	82	48	0.87	0.77	0.69	13	3.6
Dichlorodifluoromethane	200	1000	< 16	< 0.5	< 10	< 0.26	< 1	< 0.2	< 0.2	< 0.2	< 0.2	< 0.4	< 0.2	< 0.40	< 0.40	< 0.20	< 0.54	< 0.11	< 0.11	< 0.11	< 0.11	< 0.11
Ethylbenzene	140	700	< 16	< 0.5	< 10	< 0.14	< 0.65	< 0.13	< 0.13	< 0.13	< 0.13	< 0.26	< 0.13	< 0.26	< 0.26	< 0.13	< 0.18	< 0.054	< 0.054	< 0.054	< 0.054	< 0.054
Isopropylbenzene	NE	NE	< 6.4	< 0.2	< 4	< 0.21	< 0.7	< 0.14	< 0.14	< 0.14	< 0.14	< 0.28	< 0.14	< 0.28	< 0.28	< 0.14	< 0.39	< 0.081	< 0.081	< 0.081	< 0.081	< 0.081
m,p-Xylene	400	2000	NA	NA	NA	NA	NA	NA	NA	NA	NA	NA	NA	NA	NA	NA	NA	< 0.057	< 0.057	< 0.057	< 0.057	< 0.057
Methyl tert-butyl ether	12	60	< 16	< 0.5	< 10	< 0.28	< 1.2	< 0.24	< 0.24	< 0.24	< 0.24	< 0.48	< 0.24	< 0.48	< 0.48	< 0.24	< 0.39	< 0.14	< 0.14	< 0.14	< 0.14	< 0.14
Methylene chloride	0.5	5	< 32	< 1	< 20	< 0.63	< 3.4	< 0.68	< 0.68	< 0.68	< 0.68	< 1.4	< 0.68	< 1.4	< 1.4	< 0.68	< 1.6	0.33 J	< 0.14	< 0.14	< 0.14	0.31 J
Naphthalene	10	100	< 8	< 0.25	< 5	< 0.24	< 0.8	< 0.16	< 0.16	< 0.16	< 0.16	< 0.32	< 0.16	< 0.32	< 0.32	< 0.16	< 0.34	< 0.088	< 0.088	< 0.088	0.31 BJ	< 0.088
n-Butylbenzene	NE	NE	< 6.4	< 0.2	< 4	< 0.21	< 0.65	< 0.13	< 0.13	< 0.13	< 0.13	< 0.26	< 0.13	< 0.26	< 0.26	< 0.13	< 0.39	< 0.14	< 0.14	< 0.14	< 0.14	< 0.14
n-Hexane	120	600	NA	NA	NA	NA	NA	NA	NA	NA	NA	NA	NA	NA	NA	NA	NA	< 0.21	< 0.21	< 0.21	< 0.21	< 0.21
n-Propylbenzene	NE	NE	< 16	< 0.5	< 10	< 0.19	< 0.65	< 0.13	< 0.13	< 0.13	< 0.13	< 0.26	< 0.13	< 0.26	< 0.26	< 0.13	< 0.41	< 0.10	< 0.10	< 0.10	< 0.10	< 0.10
o-Xylene	400	2000	NA	NA	NA	NA	NA	NA	NA	NA	NA	NA	NA	NA	NA	NA	NA	< 0.058	< 0.058	< 0.058	< 0.058	< 0.058
p-Isopropyltoluene	NE	NE	< 6.4	< 0.2	< 4	< 0.24	< 0.85	< 0.17	< 0.17	< 0.17	< 0.17	< 0.34	< 0.17	< 0.34	< 0.34	< 0.17	< 0.36	< 0.085	< 0.085	< 0.085	< 0.085	< 0.085
sec-Butylbenzene	NE	NE	< 8	< 0.25	< 5	< 0.19	< 0.75	< 0.15	< 0.15	< 0.15	< 0.15	< 0.3	< 0.15	< 0.30	< 0.30	< 0.15	< 0.40	< 0.13	< 0.13	< 0.13	< 0.13	< 0.13
Styrene	10	100	< 16	< 0.5	< 10	< 0.26	< 0.5	< 0.1	< 0.1	< 0.1	< 0.1	< 0.2	< 0.1	< 0.20	< 0.20	< 0.10	< 0.39	< 0.065	< 0.065	< 0.065	0.15 J	< 0.065
tert-Butylbenzene	NE	NE	< 6.4	< 0.2	< 4	< 0.24	< 0.7	< 0.14	< 0.14	< 0.14	< 0.14	< 0.28	< 0.14	< 0.28	< 0.28	< 0.14	< 0.40	< 0.12	< 0.12	< 0.12	< 0.12	< 0.12
Tetrachloroethene	0.5	5	1700	1500	1200	1100	1800	660	760	150	740	920	620	730	1100	850	140	3.5	2.3	1.8	4.1	13
Toluene	160	800	< 16	< 0.5	< 10	< 0.15	< 0.55	< 0.11	< 0.11	< 0.11	< 0.11	< 0.22	< 0.11	< 0.22	< 0.22	< 0.11	< 0.15	0.12 J	< 0.053	< 0.053	0.11 J	< 0.053
trans-1,2-Dichloroethene	20	100	< 16	6.6	< 10	5.9	7.7	6.0	4.0	1.1	4.2	4.8	5.2	6.4	9.3	4.3	3.1	< 0.11	< 0.11	< 0.11	0.17 J	< 0.11
Trichloroethene	0.5	5	270	200	170	160	250	140	130	30	120	130	100	130	170	92	51	0.86	0.63	0.5	2.2	3.9

Table 12
Groundwater Analytical Results Summary
Madison-Kipp Corporation
Madison, Wisconsin

WELL ID	SCREEN INTERVAL (feet bgs)	PREVENTIVE ACTION	ENFORCEMENT STANDARD	MW-3D2 76 - 81 ft 12/31/2009	MW-3D2 76 - 81 ft 04/07/2010	MW-3D2 76 - 81 ft 07/01/2010	MW-3D2 76 - 81 ft 10/01/2010	MW-3D2 76 - 81 ft 03/30/2011	MW-3D2 76 - 81 ft 04/12/2012	MW-3D2 ³ 76 - 81 ft 04/12/2012	MW-3D2 76 - 81 ft 11/30/2012	MW-3D2 ³ 76 - 81 ft 11/30/2012	MW-3D2 76 - 81 ft 01/16/2013	MW-3D2 ³ 76 - 81 ft 01/16/2013	MW-3D2 76 - 81 ft 02/12/2013	MW-3D2 ³ 76 - 81 ft 02/12/2013	MW-3D2 ¹ 76 - 81 ft 03/13/2013	MW-3D2 ¹ 76 - 81 ft 04/16/2013	MW-3D2 ³ 76 - 81 ft 04/16/2013	MW-3D2 76 - 81 ft 07/16/2013	MW-3D2 ³ 76 - 81 ft 07/16/2013
VOCs																					
1,1,1,2-Tetrachloroethane	7	70		< 6.3	< 13	< 13	< 0.25	< 13	< 1.6	< 1.6	< 1.3	< 1.3	< 0.5	< 0.5	< 0.25	< 0.5	< 0.25	< 0.25	< 0.5	< 0.25	< 0.5
1,1,1-Trichloroethane	40	200		< 13	< 25	< 25	< 0.5	< 25	< 1.3	< 1.3	< 1	< 1	< 0.4	< 0.4	< 0.2	< 0.4	< 0.2	< 0.2	< 0.4	< 0.2	< 0.4
1,1,2-Trichloroethane	0.5	5		< 6.3	< 13	< 13	< 0.25	< 13	< 1.5	< 1.5	< 1.4	< 1.4	< 0.56	< 0.56	< 0.28	< 0.56	< 0.28	< 0.28	< 0.56	< 0.28	< 0.56
1,1-Dichloroethane	0.7	7		< 13	< 25	< 25	< 0.5	< 25	< 1.5	< 1.5	< 1.6	< 1.6	< 0.62	< 0.62	< 0.31	< 0.62	< 0.31	< 0.31	< 0.62	< 0.31	< 0.62
1,2,4-Trimethylbenzene	96	480		< 5	< 10	< 10	< 0.2	< 10	< 1.1	< 1.1	< 0.7	< 0.7	< 0.28	< 0.28	< 0.14	< 0.28	< 0.14	< 0.14	< 0.28	< 0.14	< 0.28
1,2-Dibromoethane	0.005	0.05		< 5	< 10	< 10	< 0.2	< 10	< 2.3	< 2.3	< 1.8	< 1.8	< 0.72	< 0.72	< 0.36	< 0.72	< 0.36	< 0.36	< 0.72	< 0.36	< 0.72
1,2-Dichlorobenzene	60	600		< 5	< 10	< 10	< 0.2	< 10	< 1.1	< 1.1	< 1.4	< 1.4	< 0.54	< 0.54	< 0.27	< 0.54	< 0.27	< 0.27	< 0.54	< 0.27	< 0.54
1,2-Dichloropropane	0.5	5		< 13	< 25	< 25	< 0.5	< 25	< 1.8	< 1.8	< 1	< 1	< 0.4	< 0.4	< 0.2	< 0.4	< 0.2	< 0.2	< 0.4	< 0.2	< 0.4
1,2,3-Trichlorobenzene	NE	NE		< 6.3	< 13	< 13	< 0.25	< 13	< 1.8	< 1.8	< 1.2	< 1.2	< 0.48	< 0.48	< 0.24	< 0.48	< 0.24	< 0.24	< 0.48	< 0.24	< 0.48
1,2,4-Trichlorobenzene	14	70		< 6.3	< 13	< 13	< 0.25	< 13	< 1.1	< 1.1	< 1.6	< 1.6	< 0.62	< 0.62	< 0.31	< 0.62	< 0.31	< 0.31	< 0.62	< 0.31	< 0.62
1,3,5-Trimethylbenzene	96	480		< 5	< 10	< 10	< 0.2	< 10	< 1.2	< 1.2	< 0.9	< 0.9	< 0.36	< 0.36	< 0.18	< 0.36	< 0.18	< 0.18	< 0.36	< 0.18	< 0.36
2-Butanone	800	4000		NA	NA	NA	NA	NA	NA	NA	NA	NA	NA	NA	NA	NA	NA	NA	NA	NA	NA
2-Hexanone	NE	NE		NA	NA	NA	NA	NA	NA	NA	NA	NA	NA	NA	NA	NA	NA	NA	NA	NA	NA
Acetone	1800	9000		NA	NA	NA	NA	NA	NA	NA	NA	NA	NA	NA	NA	NA	NA	NA	NA	NA	NA
Benzene	0.5	5		< 5	< 10	< 10	< 0.2	< 10	< 0.6	< 0.6	< 0.37	< 0.37	< 0.15	< 0.15	< 0.074	< 0.15	< 0.074	< 0.074	< 0.15	< 0.074	< 0.15
Bromodichloromethane	0.06	0.6		< 5	< 10	< 10	< 0.2	< 10	< 1.2	< 1.2	< 0.85	< 0.85	< 0.34	< 0.34	< 0.17	< 0.34	< 0.17	< 0.17	< 0.34	< 0.17	< 0.34
Bromoform	0.44	4.4		< 5	< 10	< 10	< 0.2	< 10	< 2.3	< 2.3	< 1.4	< 1.4	< 0.56	< 0.56	< 0.28	< 0.56	< 0.28	< 0.28	< 0.56	< 0.28	< 0.56
Bromomethane	1	10		< 13	< 25	< 25	< 0.5	< 25	< 2.5	< 2.5	< 1.6	< 1.6	< 0.62	< 0.62	< 0.31	< 0.62	< 0.31	< 0.31	< 0.62	< 0.31	< 0.62
Carbon disulfide	200	1000		NA	NA	NA	NA	NA	NA	NA	NA	NA	NA	NA	NA	NA	NA	NA	NA	NA	NA
Carbon tetrachloride	0.5	5		< 20	< 40	< 40	< 0.8	< 40	< 1.4	< 1.4	< 1.3	< 1.3	< 0.52	< 0.52	< 0.26	< 0.52	< 0.26	< 0.26	< 0.52	< 0.26	< 0.52
Chloroform	0.6	6		< 5	< 10	< 10	0.37	< 10	< 1.3	< 1.3	< 1	< 1	< 0.4	< 0.4	< 0.2	< 0.4	< 0.2	< 0.2	< 0.4	< 0.2	< 0.4
Chloromethane	3	30		< 7.5	< 15	< 15	< 0.3	< 15	< 1.2	< 1.2	< 0.9	< 0.9	< 0.36	< 0.36	< 0.18	< 0.36	< 0.18	< 0.18	< 0.36	< 0.18	< 0.36
cis-1,2-Dichloroethene	7	70		520	510	460	400	440	440	440	420	400	320	300	250	260	100	45	< 0.24	10	11
Dichlorodifluoromethane	200	1000		< 13	< 25	< 25	< 0.5	< 25	< 1.3	< 1.3	< 1	< 1	< 0.4	< 0.4	< 0.2	< 0.4	< 0.2	< 0.2	< 0.4	< 0.2	< 0.4
Ethylbenzene	140	700		< 13	< 25	< 25	< 0.5	< 25	< 0.7	< 0.7	< 0.65	< 0.65	< 0.26	< 0.26	< 0.13	< 0.26	< 0.13	< 0.13	< 0.26	< 0.13	< 0.26
Isopropylbenzene	NE	NE		< 5	< 10	< 10	< 0.2	< 10	< 1.1	< 1.1	< 0.7	< 0.7	< 0.28	< 0.28	< 0.14	< 0.28	< 0.14	< 0.14	< 0.28	< 0.14	< 0.28
m,p-Xylene	400	2000		NA	NA	NA	NA	NA	NA	NA	NA	NA	NA	NA	NA	NA	NA	NA	NA	NA	NA
Methyl tert-butyl ether	12	60		< 13	< 25	< 25	< 0.5	< 25	< 1.4	< 1.4	< 1.2	< 1.2	< 0.48	< 0.48	< 0.24	< 0.48	< 0.24	< 0.24	< 0.48	< 0.24	< 0.48
Methylene chloride	0.5	5		< 25	< 50	< 50	< 1	< 50	< 3.2	< 3.2	< 3.4	< 3.4	< 1.4	< 1.4	7.3	< 1.4	< 0.68	< 0.68	< 1.4	< 0.68	< 1.4
Naphthalene	10	100		< 6.3	< 13	240	< 0.25	13	< 1.2	< 1.2	< 0.8	< 0.8	< 0.32	< 0.32	< 0.16	< 0.32	< 0.16	< 0.16	< 0.32	< 0.16	< 0.32
n-Butylbenzene	NE	NE		< 5	< 10	< 10	< 0.2	< 10	< 1.1	< 1.1	< 0.65	< 0.65	< 0.26	< 0.26	< 0.13	< 0.26	< 0.13	< 0.13	< 0.26	< 0.13	< 0.26
n-Hexane	120	600		NA	NA	NA	NA	NA	NA	NA	NA	NA	NA	NA	NA	NA	NA	NA	NA	NA	NA
n-Propylbenzene	NE	NE		< 13	< 25	< 25	< 0.5	< 25	< 0.95	< 0.95	< 0.65	< 0.65	< 0.26	< 0.26	< 0.13	< 0.26	< 0.13	< 0.13	< 0.26	< 0.13	< 0.26
o-Xylene	400	2000		NA	NA	NA	NA	NA	NA	NA	NA	NA	NA	NA	NA	NA	NA	NA	NA	NA	NA
p-Isopropyltoluene	NE	NE		< 5	< 10	< 10	< 0.2	< 10	< 1.2	< 1.2	< 0.85	< 0.85	< 0.34	< 0.34	< 0.17	< 0.34	< 0.17	< 0.17	< 0.34	< 0.17	< 0.34
sec-Butylbenzene	NE	NE		< 6.3	< 13	< 13	< 0.25	< 13	< 0.95	< 0.95	< 0.75	< 0.75	< 0.3	< 0.3	< 0.15	< 0.3	< 0.15	< 0.15	< 0.3	< 0.15	< 0.3
Styrene	10	100		< 13	< 25	< 25	< 0.5	< 25	< 1.3	< 1.3	< 0.5	< 0.5	< 0.2	< 0.2	< 0.1	< 0.2	< 0.1	< 0.1	< 0.2	< 0.1	< 0.2
tert-Butylbenzene	NE	NE		< 5	< 10	< 10	< 0.2	< 10	< 1.2	< 1.2	< 0.7	< 0.7	< 0.28	< 0.28	< 0.14	< 0.28	< 0.14	< 0.14	< 0.28	< 0.14	< 0.28
Tetrachloroethene	0.5	5		4900	4400	3900	3900	3800	2600	2600	2800	2800	1200	1100	1700	1700	800	850	710	440	840
Toluene	160	800		< 13	< 25	< 25	< 0.5	< 25	< 0.75	< 0.75	< 0.55	< 0.55	< 0.22	< 0.22	< 0.11	< 0.22	< 0.11	< 0.11	< 0.22	< 0.11	< 0.22
trans-1,2-Dichloroethene	20	100		< 13	< 25	< 25	7.0	< 25	6.4	5.8	5.6	5.6	4.9	4.5	3.2	3.5	0.62 J	< 0.25	< 0.5	< 0.25	< 0.5
Trichloroethene	0.5	5		280	240	240	240	230	190	190	190	180	110	120	120	120	50	24	< 0.38	8.7	12
Vinyl chloride	0.02	0.2		< 5	< 10	< 10	0.65	< 10	< 0.65	< 0.65	< 0.5	< 0.5	< 0.2	< 0.2	0.22 J	< 0.2	< 0.1	< 0.1	< 0.2	< 0.1	< 0.2
Xylenes, Total	400	2000		< 13	< 25	< 25	< 0.5	< 25	< 1.5	< 1.5	< 0.34	< 0.34	< 0.14	< 0.14	< 0.068	< 0.14	< 0.068	< 0.068	< 0.14	< 0.068	< 0.14
Total PCBs																					
Aroclor-1016	0.003	0.03		NA	NA	NA	NA	NA	NA	NA	NA	NA	< 0.17	NA	NA	NA	NA	NA	NA	NA	NA
Aroclor-1232	0.003	0.03		NA	NA	NA	NA	NA	NA	NA	NA	NA	< 0.093	NA	NA	NA	NA	NA	NA	NA	NA
Aroclor-1242	0.003	0.03		NA	NA	NA	NA	NA	NA	NA	NA	NA	< 0.13	NA	NA	NA	NA	NA	NA	NA	NA
Total Detected PCBs	NE	NE		NA	NA	NA	NA	NA	NA	NA	NA	NA	ND	NA	NA	NA	NA	NA	NA	NA	NA
Dissolved PCBs																					

Table 12
Groundwater Analytical Results Summary
Madison-Kipp Corporation
Madison, Wisconsin

WELL ID	SCREEN INTERVAL (feet bgs)	PREVENTIVE ACTION LIMIT	ENFORCEMENT STANDARD	MW-3D2 76 - 81 ft 10/10/2013	MW-3D2 ³ 76 - 81 ft 10/10/2013	MW-3D2 76 - 81 ft 04/16/2014	MW-3D2 ³ 76 - 81 ft 04/16/2014	MW-3D2 76 - 81 ft 10/23/2014	MW-3D2 ³ 76 - 81 ft 10/23/2014	MW-3D2 76 - 81 ft 04/14/2015	MW-3D2 ³ 76 - 81 ft 04/14/2015	MW-3D2 76 - 81 ft 10/22/2015	MW-3D2 ³ 76 - 81 ft 10/22/2015	MW-3D2 76 - 81 ft 01/25/2016	MW-3D2 ³ 76 - 81 ft 01/25/2016	MW-3D2 76 - 81 ft 04/22/2016	MW-3D2 76 - 81 ft 07/20/2016	MW-3D2 ³ 76 - 81 ft 07/20/2016	MW-3D2 76 - 81 ft 10/13/2016	MW-3D2 ³ 76 - 81 ft 10/13/2016
VOCs																				
1,1,1,2-Tetrachloroethane	7	70		< 0.25	< 0.25	< 1.3	< 1.3	< 0.50	< 0.50	< 1.3	< 1.3	< 4.6	< 4.6	< 0.11	< 0.11	< 0.11	< 0.11	< 0.11	< 0.11	< 0.11
1,1,1-Trichloroethane	40	200		< 0.2	< 0.2	< 1.0	< 1.0	< 0.40	< 0.40	< 1.0	< 1.0	< 3.8	< 3.8	< 0.10	< 0.10	< 0.10	< 0.10	< 0.10	< 0.10	< 0.10
1,1,2-Trichloroethane	0.5	5		< 0.28	< 0.28	< 1.4	< 1.4	< 0.56	< 0.56	< 1.4	< 1.4	< 3.5	< 3.5	< 0.10	< 0.10	< 0.10	< 0.10	< 0.10	< 0.10	< 0.10
1,1-Dichloroethene	7	7		< 0.31	< 0.31	< 1.6	< 1.6	< 0.62	< 0.62	< 1.6	< 1.6	< 3.9	< 3.9	< 0.14	< 0.14	< 0.14	< 0.14	< 0.14	< 0.14	< 0.14
1,2,4-Trimethylbenzene	96	480		< 0.14	< 0.14	< 0.70	< 0.70	< 0.28	< 0.28	< 0.70	< 0.70	< 3.6	< 3.6	< 0.060	< 0.060	< 0.060	< 0.060	< 0.060	< 0.060	< 0.060
1,2-Dibromoethane	0.005	0.05		< 0.36	< 0.36	< 1.8	< 1.8	< 0.72	< 0.72	< 1.8	< 1.8	< 3.9	< 3.9	< 0.13	< 0.13	< 0.13	< 0.13	< 0.13	< 0.13	< 0.13
1,2-Dichlorobenzene	60	600		< 0.27	< 0.27	< 1.4	< 1.4	< 0.54	< 0.54	< 1.4	< 1.4	< 3.3	< 3.3	< 0.076	< 0.076	< 0.076	< 0.076	< 0.076	< 0.076	< 0.076
1,2-Dichloropropane	0.5	5		< 0.2	< 0.2	< 1.0	< 1.0	< 0.40	< 0.40	< 1.0	< 1.0	< 4.3	< 4.3	< 0.10	< 0.10	< 0.10	< 0.10	< 0.10	< 0.10	< 0.10
1,2,3-Trichlorobenzene	NE	NE		< 0.24	< 0.24	< 1.2	< 1.2	< 0.48	< 0.48	< 1.2	< 1.2	< 4.6	< 4.6	< 0.045	< 0.045	< 0.045	< 0.045	< 0.045	< 0.045	< 0.045
1,2,4-Trichlorobenzene	14	70		< 0.31	< 0.31	< 1.6	< 1.6	< 0.62	< 0.62	< 1.6	< 1.6	< 3.4	< 3.4	< 0.077	< 0.077	< 0.077	< 0.077	< 0.077	< 0.077	< 0.077
1,3,5-Trimethylbenzene	96	480		< 0.18	< 0.18	< 0.90	< 0.90	< 0.36	< 0.36	< 0.90	< 0.90	< 2.5	< 2.5	< 0.075	< 0.075	< 0.075	< 0.075	< 0.075	< 0.075	< 0.075
2-Butanone	800	4000		NA	NA	NA	NA	NA	NA	NA	NA	NA	NA	< 3.0	< 3.0	< 3.0	< 3.0	< 3.0	< 3.0	< 3.0
2-Hexanone	NE	NE		NA	NA	NA	NA	NA	NA	NA	NA	NA	NA	< 0.95	< 0.95	< 0.95	< 0.95	< 0.95	< 0.95	< 0.95
Acetone	1800	9000		NA	NA	NA	NA	NA	NA	NA	NA	NA	NA	< 3.4	< 3.4	< 3.4	< 3.4	< 3.4	< 3.4	< 3.4
Benzene	0.5	5		< 0.074	< 0.074	< 0.37	< 0.37	< 0.15	< 0.15	< 0.37	< 0.37	< 1.5	< 1.5	< 0.089	< 0.089	< 0.089	< 0.089	< 0.089	< 0.089	< 0.089
Bromodichloromethane	0.06	0.6		< 0.17	< 0.17	< 0.85	< 0.85	< 0.34	< 0.34	< 0.85	< 0.85	< 3.7	< 3.7	< 0.077	< 0.077	< 0.077	< 0.077	< 0.077	< 0.077	< 0.077
Bromoform	0.44	4.4		< 0.28	< 0.28	< 1.4	< 1.4	< 0.56	< 0.56	< 1.4	< 1.4	< 4.8	< 4.8	< 0.088	< 0.088	< 0.088	< 0.088	< 0.088	< 0.088	< 0.088
Bromomethane	1	10		< 0.31	< 0.31	< 1.6	< 1.6	< 0.62	< 0.62	< 1.6	< 1.6	< 8.0	< 8.0	< 0.59	< 0.59	< 0.59	< 0.59	< 0.59	< 0.59	< 0.59
Carbon disulfide	200	1000		NA	NA	NA	NA	NA	NA	NA	NA	NA	NA	< 0.053	< 0.053	< 0.053	< 0.053	0.14 J	0.35 J	< 0.053
Carbon tetrachloride	0.5	5		< 0.26	< 0.26	< 1.3	< 1.3	< 0.52	< 0.52	< 1.3	< 1.3	< 3.8	< 3.8	< 0.038	< 0.038	< 0.038	< 0.038	< 0.038	< 0.038	< 0.038
Chloroform	0.6	6		< 0.2	< 0.2	< 1.0	< 1.0	< 0.40	< 0.40	< 1.0	< 1.0	< 3.7	< 3.7	< 0.062	< 0.062	< 0.062	< 0.062	< 0.062	< 0.062	< 0.062
Chloromethane	3	30		< 0.18	< 0.18	< 0.90	< 0.90	< 0.36	< 0.36	< 0.90	< 0.90	< 3.2	< 3.2	< 0.16	< 0.16	< 0.16	< 0.16	< 0.16	0.75 BJ	0.63 J
cis-1,2-Dichloroethene	7	70		21	20	210	220	230	240	270	230	230	220	2.5	2.5	0.84	3.0	3.6	15	17
Dichlorodifluoromethane	200	1000		< 0.2	< 0.2	< 1.0	< 1.0	< 0.40	< 0.40	< 1.0	< 1.0	< 5.4	< 5.4	< 0.11	< 0.11	< 0.11	< 0.11	< 0.11	< 0.11	< 0.11
Ethylbenzene	140	700		< 0.13	< 0.13	< 0.65	< 0.65	< 0.26	< 0.26	< 0.65	< 0.65	< 1.8	< 1.8	< 0.054	< 0.054	< 0.054	< 0.054	< 0.054	< 0.054	< 0.054
Isopropylbenzene	NE	NE		< 0.14	< 0.14	< 0.70	< 0.70	< 0.28	< 0.28	< 0.70	< 0.70	< 3.9	< 3.9	< 0.081	< 0.081	< 0.081	< 0.081	< 0.081	< 0.081	< 0.081
m,p-Xylene	400	2000		NA	NA	NA	NA	NA	NA	NA	NA	NA	NA	< 0.057	< 0.057	< 0.057	< 0.057	< 0.057	< 0.057	< 0.057
Methyl tert-butyl ether	12	60		< 0.24	< 0.24	< 1.2	< 1.2	< 0.48	< 0.48	< 1.2	< 1.2	< 3.9	< 3.9	< 0.14	< 0.14	< 0.14	< 0.14	< 0.14	< 0.14	< 0.14
Methylene chloride	0.5	5		< 0.68	< 0.68	< 3.4	< 3.4	< 1.4	< 1.4	< 3.4	< 3.4	< 16	< 16	0.31 J	0.19 J	< 0.14	< 0.14	< 0.14	< 0.14	< 0.14
Naphthalene	10	100		< 0.16	< 0.16	< 0.80	< 0.80	< 0.32	< 0.32	< 0.80	< 0.80	< 3.4	< 3.4	< 0.088	< 0.088	< 0.088	0.11 BJ	< 0.088	< 0.088	< 0.088
n-Butylbenzene	NE	NE		< 0.13	< 0.13	< 0.65	< 0.65	< 0.26	< 0.26	< 0.65	< 0.65	< 3.9	< 3.9	< 0.14	< 0.14	< 0.14	< 0.14	< 0.14	< 0.14	< 0.14
n-Hexane	120	600		NA	NA	NA	NA	NA	NA	NA	NA	NA	NA	< 0.21	< 0.21	< 0.21	< 0.21	< 0.21	< 0.21	< 0.21
n-Propylbenzene	NE	NE		< 0.13	< 0.13	< 0.65	< 0.65	< 0.26	< 0.26	< 0.65	< 0.65	< 4.1	< 4.1	< 0.10	< 0.10	< 0.10	< 0.10	< 0.10	< 0.10	< 0.10
o-Xylene	400	2000		NA	NA	NA	NA	NA	NA	NA	NA	NA	NA	< 0.058	< 0.058	< 0.058	< 0.058	< 0.058	< 0.058	< 0.058
p-Isopropyltoluene	NE	NE		< 0.17	< 0.17	< 0.85	< 0.85	< 0.34	< 0.34	< 0.85	< 0.85	< 3.6	< 3.6	< 0.085	< 0.085	< 0.085	< 0.085	< 0.085	< 0.085	< 0.085
sec-Butylbenzene	NE	NE		< 0.15	< 0.15	< 0.75	< 0.75	< 0.30	< 0.30	< 0.75	< 0.75	< 4.0	< 4.0	< 0.13	< 0.13	< 0.13	< 0.13	< 0.13	< 0.13	< 0.13
Styrene	10	100		< 0.1	< 0.1	< 0.50	< 0.50	< 0.20	< 0.20	< 0.50	< 0.50	< 3.9	< 3.9	< 0.065	< 0.065	< 0.065	< 0.065	< 0.065	< 0.065	< 0.065
tert-Butylbenzene	NE	NE		< 0.14	< 0.14	< 0.70	< 0.70	< 0.28	< 0.28	< 0.70	< 0.70	< 4.0	< 4.0	< 0.12	< 0.12	< 0.12	< 0.12	< 0.12	< 0.12	< 0.12
Tetrachloroethene	0.5	5		150	150	1800	1700	1700	1700	1800	1800	2200	2200	12	13	7.4	18	19	20	18
Toluene	160	800		< 0.11	< 0.11	< 0.55	< 0.55	< 0.22	< 0.22	< 0.55	< 0.55	< 1.5	< 1.5	< 0.053	< 0.053	< 0.053	< 0.053	< 0.053	< 0.053	< 0.053
trans-1,2-Dichloroethene	20	100		0.52 J	< 0.25	3.1 J	3.9 J	3.0	3.3	4.6 J	< 1.3	< 3.5	< 3.5	< 0.11	0.11 J	< 0.11	0.13 J	0.13 J	0.22 J	0.17 J
Trichloroethene	0.5	5		9.8	9.9	120	130	140	140	160	140	130	130	2.4	2.5	0.84	2.4	2.7	6.7	7.2
Vinyl chloride	0.02	0.2		< 0.1	< 0.1	< 0.50	< 0.50	< 0.20	< 0.20	< 0.50	< 0.50	< 2.0	< 2.0	< 0.16	< 0.16	< 0.16	< 0.16	< 0.16	< 0.16	0.17 J
Xylenes, Total	400	2000		< 0.068	< 0.068	< 0.34	< 0.34	< 0.14	< 0.14	< 0.34	< 0.34	< 2.2	< 2.2	< 0.058	< 0.058	< 0.058	< 0.058	< 0.058	< 0.058	< 0.058
Total PCBs																				
Aroclor-1016	0.003	0.03		NA	NA	NA	NA	NA	NA	NA	NA	NA	NA	NA	NA	NA	NA	NA	NA	NA
Aroclor-1232	0.003	0.03		NA	NA	NA	NA	NA	NA	NA	NA	NA	NA	NA	NA	NA	NA	NA	NA	NA
Aroclor-1242	0.003	0.03		NA	NA	NA	NA	NA	NA	NA	NA	NA	NA	NA	NA	NA	NA	NA	NA	NA
Total Detected PCBs	NE	NE		NA	NA	NA	NA	NA												

Table 12
Groundwater Analytical Results Summary
Madison-Kipp Corporation
Madison, Wisconsin

WELL ID	SCREEN INTERVAL (feet bgs)	PREVENTIVE ACTION LIMIT	ENFORCEMENT STANDARD	MW-3D3 214 - 224 ft 07/24/2012	MW-3D3 ³ 214 - 224 ft 07/24/2012	MW-3D3 214 - 224 ft 11/27/2012	MW-3D3 214 - 224 ft 01/18/2013	MW-3D3 214 - 224 ft 02/15/2013	MW-3D3 214 - 224 ft 03/13/2013	MW-3D3 214 - 224 ft 04/19/2013	MW-3D3 214 - 224 ft 07/16/2013	MW-3D3 214 - 224 ft 10/07/2013	MW-3D3 214 - 224 ft 04/16/2014	MW-3D3 214 - 224 ft 10/16/2014	MW-3D3 214 - 224 ft 04/13/2015	MW-3D3 214 - 224 ft 10/19/2015	MW-3D3 214 - 224 ft 10/13/2016	
VOCs																		
1,1,1,2-Tetrachloroethane	7	70		< 0.25	< 0.25	< 0.25	< 0.25	< 0.25	< 0.25	< 0.25	< 0.25	< 0.25	< 0.25	< 0.25	< 0.25	< 0.25	< 0.46	< 0.11
1,1,1-Trichloroethane	40	200		< 0.2	< 0.2	< 0.2	< 0.2	< 0.2	< 0.2	< 0.2	< 0.2	< 0.2	< 0.20	< 0.20	< 0.20	< 0.20	< 0.38	< 0.10
1,1,2-Trichloroethane	0.5	5		< 0.28	< 0.28	< 0.28	< 0.28	< 0.28	< 0.28	< 0.28	< 0.28	< 0.28	< 0.28	< 0.28	< 0.28	< 0.28	< 0.35	< 0.10
1,1-Dichloroethene	0.7	7		< 0.31	< 0.31	< 0.31	< 0.31	< 0.31	< 0.31	< 0.31	< 0.31	< 0.31	< 0.31	< 0.31	< 0.31	< 0.31	< 0.39	< 0.14
1,2,4-Trimethylbenzene	96	480		< 0.14	< 0.14	< 0.14	< 0.14	< 0.14	< 0.14	< 0.14	< 0.14	< 0.14	< 0.14	< 0.14	< 0.14	< 0.14	< 0.36	< 0.060
1,2-Dibromoethane	0.005	0.05		< 0.36	< 0.36	< 0.36	< 0.36	< 0.36	< 0.36	< 0.36	< 0.36	< 0.36	< 0.36	< 0.36	< 0.36	< 0.36	< 0.39	< 0.13
1,2-Dichlorobenzene	60	600		< 0.27	< 0.27	< 0.27	< 0.27	< 0.27	< 0.27	< 0.27	< 0.27	< 0.27	< 0.27	< 0.27	< 0.27	< 0.27	< 0.33	< 0.076
1,2-Dichloropropane	0.5	5		< 0.2	< 0.2	< 0.2	< 0.2	< 0.2	< 0.2	< 0.2	< 0.2	< 0.2	< 0.20	< 0.20	< 0.20	< 0.20	< 0.43	< 0.10
1,2,3-Trichlorobenzene	NE	NE		< 0.24	< 0.24	< 0.24	< 0.24	< 0.24	< 0.24	< 0.24	< 0.24	< 0.24	< 0.24	< 0.24	< 0.24	< 0.24	< 0.46	< 0.045
1,2,4-Trichlorobenzene	14	70		< 0.31	< 0.31	< 0.31	< 0.31	< 0.31	< 0.31	< 0.31	< 0.31	< 0.31	< 0.31	< 0.31	< 0.31	< 0.31	< 0.34	< 0.077
1,3,5-Trimethylbenzene	96	480		< 0.18	< 0.18	< 0.18	< 0.18	< 0.18	< 0.18	< 0.18	< 0.18	< 0.18	< 0.18	< 0.18	< 0.18	< 0.18	< 0.25	< 0.075
2-Butanone	800	4000		NA	NA	NA	NA	NA	NA	NA	NA	NA	NA	NA	NA	NA	NA	< 3.0
2-Hexanone	NE	NE		NA	NA	NA	NA	NA	NA	NA	NA	NA	NA	NA	NA	NA	NA	< 0.95
Acetone	1800	9000		NA	NA	NA	NA	NA	NA	NA	NA	NA	NA	NA	NA	NA	NA	< 3.4
Benzene	0.5	5		< 0.074	< 0.074	< 0.074	0.30 J	< 0.074	< 0.074	< 0.074	< 0.074	< 0.074	< 0.074	< 0.074	< 0.074	< 0.074	< 0.15	< 0.089
Bromodichloromethane	0.06	0.6		< 0.17	< 0.17	< 0.17	< 0.17	< 0.17	< 0.17	< 0.17	< 0.17	< 0.17	< 0.17	< 0.17	< 0.17	< 0.17	< 0.37	< 0.077
Bromoform	0.44	4.4		< 0.28	< 0.28	< 0.28	< 0.28	< 0.28	< 0.28	< 0.28	< 0.28	< 0.28	< 0.28	< 0.28	< 0.28	< 0.28	< 0.48	< 0.088
Bromomethane	1	10		< 0.31	< 0.31	< 0.31	< 0.31	< 0.31 *	< 0.31	< 0.31	< 0.31	< 0.31	< 0.31	< 0.31	< 0.31	< 0.31	< 0.80	< 0.59
Carbon disulfide	200	1000		NA	NA	NA	NA	NA	NA	NA	NA	NA	NA	NA	NA	NA	NA	< 0.053
Carbon tetrachloride	0.5	5		< 0.26	< 0.26	< 0.26	< 0.26	< 0.26	< 0.26	< 0.26	< 0.26	< 0.26	< 0.26	< 0.26	< 0.26	< 0.26	< 0.38	< 0.038
Chloroform	0.6	6		< 0.2	< 0.2	< 0.2	< 0.2	< 0.2	< 0.2	< 0.2	< 0.2	< 0.2	< 0.20	< 0.20	< 0.20	< 0.20	< 0.37	< 0.062
Chloromethane	3	30		< 0.18	< 0.18	< 0.18	< 0.18	< 0.18	< 0.18	< 0.18	< 0.18	< 0.18	< 0.18	< 0.18	< 0.18	< 0.18	< 0.32	0.79 BJ
cis-1,2-Dichloroethene	7	70		2.2	2.2	6.8	15	7.7	6.2	4.0	1.2	< 0.12	< 0.12	< 0.12	< 0.12	< 0.12	< 0.41	< 0.11
Dichlorodifluoromethane	200	1000		< 0.2	< 0.2	< 0.2	< 0.2	< 0.2	< 0.2	< 0.2	< 0.2	< 0.2	< 0.20	< 0.20	< 0.20	< 0.20	< 0.54	< 0.11
Ethylbenzene	140	700		< 0.13	< 0.13	< 0.13	< 0.13	< 0.13	< 0.13	< 0.13	< 0.13	< 0.13	< 0.13	< 0.13	< 0.13	< 0.13	< 0.18	< 0.054
Isopropylbenzene	NE	NE		< 0.14	< 0.14	< 0.14	< 0.14	< 0.14	< 0.14	< 0.14	< 0.14	< 0.14	< 0.14	< 0.14	< 0.14	< 0.14	< 0.39	< 0.081
m,p-Xylene	400	2000		NA	NA	NA	NA	NA	NA	NA	NA	NA	NA	NA	NA	NA	NA	< 0.057
Methyl tert-butyl ether	12	60		< 0.24	< 0.24	< 0.24	< 0.24	< 0.24	< 0.24	< 0.24	< 0.24	< 0.24	< 0.24	< 0.24	< 0.24	< 0.24	< 0.39	< 0.14
Methylene chloride	0.5	5		< 0.68	< 0.68	< 0.68	< 0.68	< 0.68	< 0.68	< 0.68	< 0.68	< 0.68	< 0.68	< 0.68	< 0.68	< 0.68	< 1.6	< 0.14
Naphthalene	10	100		< 0.16	< 0.16	< 0.16	< 0.16	< 0.16	< 0.16	< 0.16	< 0.16	< 0.16	< 0.16	< 0.16	< 0.16	< 0.16	< 0.34	< 0.088
n-Butylbenzene	NE	NE		< 0.13	< 0.13	< 0.13	< 0.13	< 0.13	< 0.13	< 0.13	< 0.13	< 0.13	< 0.13	< 0.13	< 0.13	< 0.13	< 0.39	< 0.14
n-Hexane	120	600		NA	NA	NA	NA	NA	NA	NA	NA	NA	NA	NA	NA	NA	NA	< 0.21
n-Propylbenzene	NE	NE		< 0.13	< 0.13	< 0.13	< 0.13	< 0.13	< 0.13	< 0.13	< 0.13	< 0.13	< 0.13	< 0.13	< 0.13	< 0.13	< 0.41	< 0.10
o-Xylene	400	2000		NA	NA	NA	NA	NA	NA	NA	NA	NA	NA	NA	NA	NA	NA	< 0.058
p-Isopropyltoluene	NE	NE		< 0.17	< 0.17	< 0.17	< 0.17	< 0.17	< 0.17	< 0.17	< 0.17	< 0.17	< 0.17	< 0.17	< 0.17	< 0.17	< 0.36	< 0.085
sec-Butylbenzene	NE	NE		< 0.15	< 0.15	< 0.15	< 0.15	< 0.15	< 0.15	< 0.15	< 0.15	< 0.15	< 0.15	< 0.15	< 0.15	< 0.15	< 0.40	< 0.13
Styrene	10	100		< 0.1	< 0.1	< 0.1	< 0.1	< 0.1	< 0.1	< 0.1	< 0.1	< 0.1	< 0.10	< 0.10	< 0.10	< 0.10	< 0.39	< 0.065
tert-Butylbenzene	NE	NE		< 0.14	< 0.14	< 0.14	< 0.14	< 0.14	< 0.14	< 0.14	< 0.14	< 0.14	< 0.14	< 0.14	< 0.14	< 0.14	< 0.40	< 0.12
Tetrachloroethene	0.5	5		6.6	6.6	1.7	1.3	0.72 J	0.95 J	0.63 J	< 0.17	< 0.17	< 0.17	< 0.17	< 0.17	< 0.17	< 0.37	0.49 J
Toluene	160	800		< 0.11	< 0.11	< 0.11	0.21 J	< 0.11	< 0.11	0.53	2.8	< 0.11	< 0.11	< 0.11	< 0.11	< 0.11	< 0.15	0.10 J
trans-1,2-Dichloroethene	20	100		< 0.25	< 0.25	< 0.25	< 0.25	< 0.25	< 0.25	< 0.25	< 0.25	< 0.25	< 0.25	< 0.25	< 0.25	< 0.25	< 0.35	< 0.11
Trichloroethene	0.5	5		1.1	1.2	1.1	0.40 J	< 0.19	< 0.19	< 0.19	0.31 J	0.5	< 0.19	< 0.19	< 0.19	< 0.19	< 0.16	< 0.062
Vinyl chloride	0.02	0.2		< 0.1	< 0.1	< 0.1	< 0.1	< 0.1	< 0.1	< 0.1	< 0.1	< 0.1	< 0.10	< 0.10	< 0.10	< 0.10	< 0.20	< 0.16
Xylenes, Total	400	2000		< 0.068	< 0.068	< 0.068	< 0.068	< 0.068	< 0.068	< 0.068	< 0.068	< 0.068	< 0.068	< 0.068	< 0.068	< 0.068	< 0.22	< 0.058
Total PCBs																		
Aroclor-1016	0.003	0.03		NA	NA	NA	< 0.18	NA	NA	NA	NA	NA	NA	NA	NA	NA	NA	NA
Aroclor-1232	0.003	0.03		NA	NA	NA	< 0.096	NA	NA	NA	NA	NA	NA	NA	NA	NA	NA	NA
Aroclor-1242	0.003	0.03		NA	NA	NA	< 0.14	NA	NA	NA	NA	NA	NA	NA	NA	NA	NA	NA
Total Detected PCBs	NE	NE		NA	NA	NA	ND	NA	NA	NA	NA	NA	NA	NA	NA	NA	NA	NA
Dissolved PCBs																		
Aroclor-1016	0.003	0.03		NA	NA	NA	NA	NA	NA	NA	NA	NA	NA	NA	NA	NA	NA	NA
Aroclor-1232	0.003	0.003		NA	NA	NA	NA	NA	NA	NA	NA	NA	NA	NA	NA	NA	NA	NA
Aroclor-1242	0.003	0.003		NA	NA	NA	NA	NA	NA	NA	NA	NA	NA	NA	NA	NA	NA	NA
Total Detected PCBs	NE	NE		NA	NA	NA	NA	NA	NA	NA	NA	NA	NA	NA	NA	NA	NA	NA

Notes on Page 50.

Table 12
Groundwater Analytical Results Summary
Madison-Kipp Corporation
Madison, Wisconsin

WELL ID	SCREEN INTERVAL (feet bgs)	PREVENTIVE ACTION	ENFORCEMENT STANDARD	MW-4S 35 - 50 ft 04/08/2010	MW-4S ³ 35 - 50 ft 04/08/2010	MW-4S 35 - 50 ft 03/30/2011	MW-4S 35 - 50 ft 04/10/2012	MW-4S 35 - 50 ft 01/15/2013	MW-4S 35 - 50 ft 04/18/2013	MW-4S 35 - 50 ft 07/18/2013	MW-4S 35 - 50 ft 10/08/2013	MW-4S 35 - 50 ft 04/17/2014	MW-4S 35 - 50 ft 10/17/2014
VOCs													
1,1,1,2-Tetrachloroethane	7	70		< 0.25	< 0.25	< 0.25	< 0.31	< 0.25	< 0.25	< 0.25	< 0.25	< 0.25	< 0.25
1,1,1-Trichloroethane	40	200		< 0.5	< 0.5	< 0.5	< 0.26	< 0.2	< 0.2	< 0.2	< 0.2	< 0.20	< 0.20
1,1,2-Trichloroethane	0.5	5		< 0.25	< 0.25	< 0.25	< 0.3	< 0.28	< 0.28	< 0.28	< 0.28	< 0.28	< 0.28
1,1-Dichloroethene	0.7	7		< 0.5	< 0.5	< 0.5	< 0.29	< 0.31	< 0.31	< 0.31	< 0.31	< 0.31	< 0.31
1,2,4-Trimethylbenzene	96	480		< 0.2	< 0.2	< 0.2	< 0.22	< 0.14	< 0.14	< 0.14	< 0.14	< 0.14	< 0.14
1,2-Dibromoethane	0.005	0.05		< 0.2	< 0.2	< 0.2	< 0.45	< 0.36	< 0.36	< 0.36	< 0.36	< 0.36	< 0.36
1,2-Dichlorobenzene	60	600		< 0.2	< 0.2	< 0.2	< 0.21	< 0.27	< 0.27	< 0.27	< 0.27	< 0.27	< 0.27
1,2-Dichloropropane	0.5	5		< 0.5	< 0.5	< 0.5	< 0.36	< 0.2	< 0.2	< 0.2	< 0.2	< 0.20	< 0.20
1,2,3-Trichlorobenzene	NE	NE		< 0.25	< 0.25	< 0.25	< 0.36	< 0.24	< 0.24	< 0.24	< 0.24	< 0.24	< 0.24
1,2,4-Trichlorobenzene	14	70		< 0.25	< 0.25	< 0.25	< 0.22	< 0.31	< 0.31	< 0.31	< 0.31	< 0.31	< 0.31
1,3,5-Trimethylbenzene	96	480		< 0.2	< 0.2	< 0.2	< 0.23	< 0.18	< 0.18	< 0.18	< 0.18	< 0.18	< 0.18
2-Butanone	800	4000		NA	NA	NA	NA	NA	NA	NA	NA	NA	NA
2-Hexanone	NE	NE		NA	NA	NA	NA	NA	NA	NA	NA	NA	NA
Acetone	1800	9000		NA	NA	NA	NA	NA	NA	NA	NA	NA	NA
Benzene	0.5	5		< 0.2	< 0.2	< 0.2	< 0.12	< 0.074	< 0.074	< 0.074	< 0.074	< 0.074	< 0.074
Bromodichloromethane	0.06	0.6		< 0.2	< 0.2	< 0.2	< 0.23	< 0.17	< 0.17	< 0.17	< 0.17	< 0.17	< 0.17
Bromoform	0.44	4.4		< 0.2	< 0.2	< 0.2	< 0.45	< 0.28	< 0.28	< 0.28	< 0.28	< 0.28	< 0.28
Bromomethane	1	10		< 0.5	< 0.5	< 0.5	< 0.49	< 0.31	< 0.31	< 0.31	< 0.31	< 0.31	< 0.31 *
Carbon disulfide	200	1000		NA	NA	NA	NA	NA	NA	NA	NA	NA	NA
Carbon tetrachloride	0.5	5		< 0.8	< 0.8	< 0.8	< 0.28	< 0.26	< 0.26	< 0.26	< 0.26	< 0.26	< 0.26
Chloroform	0.6	6		< 0.2	< 0.2	< 0.2	< 0.25	< 0.2	< 0.2	< 0.2	< 0.2	< 0.20	< 0.20
Chloromethane	3	30		< 0.3	< 0.3	< 0.3	< 0.24	< 0.18	< 0.18	< 0.18	< 0.18	< 0.18	< 0.18
cis-1,2-Dichloroethene	7	70		< 0.5	< 0.5	< 0.5	< 0.22	< 0.12	< 0.12	< 0.12	< 0.12	< 0.12	< 0.12
Dichlorodifluoromethane	200	1000		< 0.5	< 0.5	< 0.5	< 0.26	< 0.2	< 0.2	< 0.2	< 0.2	< 0.20	< 0.20
Ethylbenzene	140	700		< 0.5	< 0.5	< 0.5	< 0.14	< 0.13	< 0.13	< 0.13	< 0.13	< 0.13	< 0.13
Isopropylbenzene	NE	NE		< 0.2	< 0.2	< 0.2	< 0.21	< 0.14	< 0.14	< 0.14	< 0.14	< 0.14	< 0.14
m,p-Xylene	400	2000		NA	NA	NA	NA	NA	NA	NA	NA	NA	NA
Methyl tert-butyl ether	12	60		< 0.5	< 0.5	< 0.5	< 0.28	< 0.24	< 0.24	< 0.24	< 0.24	< 0.24	< 0.24 *
Methylene chloride	0.5	5		< 1	< 1	< 1	< 0.63	< 0.68	< 0.68	< 0.68	< 0.68	< 0.68	< 0.68
Naphthalene	10	100		1.4	1.4	< 0.25	< 0.24	< 0.16	< 0.16	< 0.16	< 0.16	< 0.16	< 0.16
n-Butylbenzene	NE	NE		< 0.2	< 0.2	< 0.2	< 0.21	< 0.13	< 0.13	< 0.13	< 0.13	< 0.13	< 0.13
n-Hexane	120	600		NA	NA	NA	NA	NA	NA	NA	NA	NA	NA
n-Propylbenzene	NE	NE		< 0.5	< 0.5	< 0.5	< 0.19	< 0.13	< 0.13	< 0.13	< 0.13	< 0.13	< 0.13
o-Xylene	400	2000		NA	NA	NA	NA	NA	NA	NA	NA	NA	NA
p-Isopropyltoluene	NE	NE		< 0.2	< 0.2	< 0.2	< 0.24	< 0.17	< 0.17	< 0.17	< 0.17	< 0.17	< 0.17
sec-Butylbenzene	NE	NE		< 0.25	< 0.25	< 0.25	< 0.19	< 0.15	< 0.15	< 0.15	< 0.15	< 0.15	< 0.15
Styrene	10	100		< 0.5	< 0.5	< 0.5	< 0.26	< 0.1	< 0.1	< 0.1	< 0.1	< 0.10	< 0.10
tert-Butylbenzene	NE	NE		< 0.2	< 0.2	< 0.2	< 0.24	< 0.14	< 0.14	< 0.14	< 0.14	< 0.14	< 0.14
Tetrachloroethene	0.5	5		1.5	1.7	1.6	0.96 J	1.4	1.8	0.90 J	1.2	1.9	1.4
Toluene	160	800		< 0.5	< 0.5	< 0.5	0.20 J	< 0.11	< 0.11	0.26 J	< 0.11	< 0.11	< 0.11
trans-1,2-Dichloroethene	20	100		< 0.5	< 0.5	< 0.5	< 0.27	< 0.25	< 0.25	< 0.25	< 0.25	< 0.25	< 0.25
Trichloroethene	0.5	5		< 0.2	< 0.2	< 0.2	< 0.18	< 0.19	< 0.19	< 0.19	< 0.19	< 0.19	< 0.19
Vinyl chloride	0.02	0.2		< 0.2	< 0.2	< 0.2	< 0.13	< 0.1	< 0.1	< 0.1	< 0.1	< 0.10	< 0.10
Xylenes, Total	400	2000		< 0.5	< 0.5	< 0.5	< 0.3	< 0.068	< 0.068	0.28 J	< 0.068	< 0.068	< 0.068
Total PCBs													
Aroclor-1016	0.003	0.03		NA	NA	NA	NA	< 0.17	NA	NA	NA	NA	NA
Aroclor-1232	0.003	0.03		NA	NA	NA	NA	< 0.091	NA	NA	NA	NA	NA
Aroclor-1242	0.003	0.03		NA	NA	NA	NA	< 0.13	NA	NA	NA	NA	NA
Total Detected PCBs	NE	NE		NA	NA	NA	NA	ND	NA	NA	NA	NA	NA
Dissolved PCBs													
Aroclor-1016	0.003	0.03		NA	NA	NA	NA	NA	NA	NA	NA	NA	NA
Aroclor-1232	0.003	0.003		NA	NA	NA	NA	NA	NA	NA	NA	NA	NA
Aroclor-1242	0.003	0.003		NA	NA	NA	NA	NA	NA	NA	NA	NA	NA
Total Detected PCBs	NE	NE		NA	NA	NA	NA	NA	NA	NA	NA	NA	NA

Notes on Page 50.

Table 12
Groundwater Analytical Results Summary
Madison-Kipp Corporation
Madison, Wisconsin

WELL ID	SCREEN INTERVAL (feet bgs)	PREVENTIVE ACTION LIMIT	ENFORCEMENT STANDARD	MW-4D 65 - 70 ft 04/08/2010	MW-4D 65 - 70 ft 03/30/2011	MW-4D 65 - 70 ft 04/10/2012	MW-4D 65 - 70 ft 01/16/2013	MW-4D 65 - 70 ft 04/18/2013	MW-4D 65 - 70 ft 07/17/2013	MW-4D 65 - 70 ft 10/08/2013	MW-4D 65 - 70 ft 04/17/2014	MW-4D 65 - 70 ft 10/17/2014
VOCS												
	1,1,1,2-Tetrachloroethane	7	70	< 0.25	< 0.25	< 0.31	< 0.25	< 0.25	< 0.25	< 0.25	< 0.25	< 0.25
	1,1,1-Trichloroethane	40	200	< 0.5	< 0.5	< 0.26	< 0.2	< 0.2	< 0.2	< 0.2	< 0.20	< 0.20
	1,1,2-Trichloroethane	0.5	5	< 0.25	< 0.25	< 0.3	< 0.28	< 0.28	< 0.28	< 0.28	< 0.28	< 0.28
	1,1-Dichloroethene	0.7	7	< 0.5	< 0.5	< 0.29	< 0.31	< 0.31	< 0.31	< 0.31	< 0.31	< 0.31
	1,2,4-Trimethylbenzene	96	480	< 0.2	< 0.2	< 0.22	< 0.14	< 0.14	< 0.14	< 0.14	< 0.14	< 0.14
	1,2-Dibromoethane	0.005	0.05	< 0.2	< 0.2	< 0.45	< 0.36	< 0.36	< 0.36	< 0.36	< 0.36	< 0.36
	1,2-Dichlorobenzene	60	600	< 0.2	< 0.2	< 0.21	< 0.27	< 0.27	< 0.27	< 0.27	< 0.27	< 0.27
	1,2-Dichloropropane	0.5	5	< 0.5	< 0.5	< 0.36	< 0.2	< 0.2	< 0.2	< 0.2	< 0.20	< 0.20
	1,2,3-Trichlorobenzene	NE	NE	< 0.25	< 0.25	< 0.36	< 0.24	< 0.24	< 0.24	< 0.24	< 0.24	< 0.24
	1,2,4-Trichlorobenzene	14	70	< 0.25	< 0.25	< 0.22	< 0.31	< 0.31	< 0.31	< 0.31	< 0.31	< 0.31
	1,3,5-Trimethylbenzene	96	480	< 0.2	< 0.2	< 0.23	< 0.18	< 0.18	< 0.18	< 0.18	< 0.18	< 0.18
	2-Butanone	800	4000	NA	NA	NA	NA	NA	NA	NA	NA	NA
	2-Hexanone	NE	NE	NA	NA	NA	NA	NA	NA	NA	NA	NA
	Acetone	1800	9000	NA	NA	NA	NA	NA	NA	NA	NA	NA
	Benzene	0.5	5	< 0.2	< 0.2	< 0.12	< 0.074	< 0.074	< 0.074	< 0.074	< 0.074	< 0.074
	Bromodichloromethane	0.06	0.6	< 0.2	< 0.2	< 0.23	< 0.17	< 0.17	< 0.17	< 0.17	< 0.17	< 0.17
	Bromoform	0.44	4.4	< 0.2	< 0.2	< 0.45	< 0.28	< 0.28	< 0.28	< 0.28	< 0.28	< 0.28
	Bromomethane	1	10	< 0.5	< 0.5	< 0.49	< 0.31	< 0.31	< 0.31	< 0.31	< 0.31	< 0.31 *
	Carbon disulfide	200	1000	NA	NA	NA	NA	NA	NA	NA	NA	NA
	Carbon tetrachloride	0.5	5	< 0.8	< 0.8	< 0.28	< 0.26	< 0.26	< 0.26	< 0.26	< 0.26	< 0.26
	Chloroform	0.6	6	< 0.2	< 0.2	< 0.25	< 0.2	< 0.2	< 0.2	< 0.2	< 0.20	< 0.20
	Chloromethane	3	30	< 0.3	< 0.3	< 0.24	< 0.18	< 0.18	< 0.18	< 0.18	< 0.18	< 0.18
	cis-1,2-Dichloroethene	7	70	< 0.5	< 0.5	< 0.22	< 0.12	< 0.12	< 0.12	< 0.12	< 0.12	< 0.12
	Dichlorodifluoromethane	200	1000	< 0.5	< 0.5	< 0.26	< 0.2	< 0.2	< 0.2	< 0.2	< 0.20	< 0.20
	Ethylbenzene	140	700	< 0.5	< 0.5	< 0.14	< 0.13	< 0.13	< 0.13	< 0.13	< 0.13	< 0.13
	Isopropylbenzene	NE	NE	< 0.2	< 0.2	< 0.21	< 0.14	< 0.14	< 0.14	< 0.14	< 0.14	< 0.14
	m,p-Xylene	400	2000	NA	NA	NA	NA	NA	NA	NA	NA	NA
	Methyl tert-butyl ether	12	60	< 0.5	< 0.5	< 0.28	< 0.24	< 0.24	< 0.24	< 0.24	< 0.24	< 0.24 *
	Methylene chloride	0.5	5	< 1	< 1	< 0.63	< 0.68	< 0.68	< 0.68	< 0.68	< 0.68	< 0.68
	Naphthalene	10	100	< 0.25	< 0.25	< 0.24	< 0.16	< 0.16	< 0.16	< 0.16	< 0.16	< 0.16
	n-Butylbenzene	NE	NE	< 0.2	< 0.2	< 0.21	< 0.13	< 0.13	< 0.13	< 0.13	< 0.13	< 0.13
	n-Hexane	120	600	NA	NA	NA	NA	NA	NA	NA	NA	NA
	n-Propylbenzene	NE	NE	< 0.5	< 0.5	< 0.19	< 0.13	< 0.13	< 0.13	< 0.13	< 0.13	< 0.13
	o-Xylene	400	2000	NA	NA	NA	NA	NA	NA	NA	NA	NA
	p-Isopropyltoluene	NE	NE	< 0.2	< 0.2	< 0.24	< 0.17	< 0.17	< 0.17	< 0.17	< 0.17	< 0.17
	sec-Butylbenzene	NE	NE	< 0.25	< 0.25	< 0.19	< 0.15	< 0.15	< 0.15	< 0.15	< 0.15	< 0.15
	Styrene	10	100	< 0.5	< 0.5	< 0.26	< 0.1	< 0.1	< 0.1	< 0.1	< 0.10	< 0.10
	tert-Butylbenzene	NE	NE	< 0.2	< 0.2	< 0.24	< 0.14	< 0.14	< 0.14	< 0.14	< 0.14	< 0.14
	Tetrachloroethene	0.5	5	0.9	0.7	< 0.22	< 0.17	0.51 J	< 0.17	< 0.17	0.58 J	< 0.17
	Toluene	160	800	< 0.5	< 0.5	< 0.15	< 0.11	< 0.11	0.36 J	< 0.11	< 0.11	< 0.11
	trans-1,2-Dichloroethene	20	100	< 0.5	< 0.5	< 0.27	< 0.25	< 0.25	< 0.25	< 0.25	< 0.25	< 0.25
	Trichloroethene	0.5	5	< 0.2	< 0.2	< 0.18	< 0.19	< 0.19	< 0.19	< 0.19	< 0.19	< 0.19
	Vinyl chloride	0.02	0.2	< 0.2	< 0.2	< 0.13	< 0.1	< 0.1	< 0.1	< 0.1	< 0.10	< 0.10
	Xylenes, Total	400	2000	< 0.5	< 0.5	< 0.3	< 0.068	< 0.068	< 0.068	< 0.068	< 0.068	< 0.068
Total PCBs												
	Aroclor-1016	0.003	0.03	NA	NA	NA	< 0.17	NA	NA	NA	NA	NA
	Aroclor-1232	0.003	0.03	NA	NA	NA	< 0.093	NA	NA	NA	NA	NA
	Aroclor-1242	0.003	0.03	NA	NA	NA	< 0.13	NA	NA	NA	NA	NA
	Total Detected PCBs	NE	NE	NA	NA	NA	ND	NA	NA	NA	NA	NA
Dissolved PCBs												
	Aroclor-1016	0.003	0.03	NA	NA	NA	NA	NA	NA	NA	NA	NA
	Aroclor-1232	0.003	0.003	NA	NA	NA	NA	NA	NA	NA	NA	NA
	Aroclor-1242	0.003	0.003	NA	NA	NA	NA	NA	NA	NA	NA	NA
	Total Detected PCBs	NE	NE	NA	NA	NA	NA	NA	NA	NA	NA	NA

Notes on Page 50.

Table 12
Groundwater Analytical Results Summary
Madison-Kipp Corporation
Madison, Wisconsin

WELL ID	SCREEN INTERVAL (feet bgs)	PREVENTIVE ACTION LIMIT	ENFORCEMENT STANDARD	MW-4D2 91 - 96 ft 03/30/2011	MW-4D2 91 - 96 ft 04/10/2012	MW-4D2 91 - 96 ft 01/16/2013	MW-4D2 91 - 96 ft 04/18/2013	MW-4D2 91 - 96 ft 07/18/2013	MW-4D2 91 - 96 ft 10/07/2013	MW-4D2 91 - 96 ft 04/17/2014	MW-4D2 91 - 96 ft 10/17/2014	MW-4D2 91 - 96 ft 10/21/2015	MW-4D2 91 - 96 ft 01/22/2016	MW-4D2 91 - 96 ft 04/20/2016	MW-4D2 91 - 96 ft 07/19/2016	MW-4D2 ³ 91 - 96 ft 07/19/2016	MW-4D2 91 - 96 ft 10/12/2016
VOCS																	
1,1,1,2-Tetrachloroethane	7	70		< 0.25	< 0.31	< 0.25	< 0.25	< 0.25	< 0.25	< 0.25	< 0.25	< 0.46	< 0.11	< 0.11	< 0.11	< 0.11	< 0.11
1,1,1-Trichloroethane	40	200		< 0.5	< 0.26	< 0.2	< 0.2	< 0.2	< 0.2	< 0.20	< 0.20	< 0.38	< 0.10	0.13 J	0.17 J	0.18 J	0.27 J
1,1,2-Trichloroethane	0.5	5		< 0.25	< 0.3	< 0.28	< 0.28	< 0.28	< 0.28	< 0.28	< 0.28	< 0.35	< 0.10	< 0.10	< 0.10	< 0.10	< 0.10
1,1-Dichloroethene	0.7	7		< 0.5	< 0.29	< 0.31	< 0.31	< 0.31	< 0.31	< 0.31	< 0.31	< 0.39	< 0.14	< 0.14	< 0.14	< 0.14	< 0.14
1,2,4-Trimethylbenzene	96	480		< 0.2	< 0.22	< 0.14	< 0.14	< 0.14	< 0.14	< 0.14	< 0.14	< 0.36	< 0.060	< 0.060	< 0.060	< 0.060	< 0.060
1,2-Dibromoethane	0.005	0.05		< 0.2	< 0.45	< 0.36	< 0.36	< 0.36	< 0.36	< 0.36	< 0.36	< 0.39	< 0.13	< 0.13	< 0.13	< 0.13	< 0.13
1,2-Dichlorobenzene	60	600		< 0.2	< 0.21	< 0.27	< 0.27	< 0.27	< 0.27	< 0.27	< 0.27	< 0.33	< 0.076	< 0.076	< 0.076	< 0.076	< 0.076
1,2-Dichloropropane	0.5	5		< 0.5	< 0.36	< 0.2	< 0.2	< 0.2	< 0.2	< 0.20	< 0.20	< 0.43	< 0.10	< 0.10	< 0.10	< 0.10	< 0.10
1,2,3-Trichlorobenzene	NE	NE		< 0.25	< 0.36	< 0.24	< 0.24	< 0.24	< 0.24	< 0.24	< 0.24	< 0.46	< 0.045	< 0.045	< 0.045	< 0.045	< 0.045
1,2,4-Trichlorobenzene	14	70		< 0.25	< 0.22	< 0.31	< 0.31	< 0.31	< 0.31	< 0.31	< 0.31	< 0.34	< 0.077	< 0.077	< 0.077	< 0.077	< 0.077
1,3,5-Trimethylbenzene	96	480		< 0.2	< 0.23	< 0.18	< 0.18	< 0.18	< 0.18	< 0.18	< 0.18	< 0.25	< 0.075	< 0.075	< 0.075	< 0.075	< 0.075
2-Butanone	800	4000		NA	NA	NA	NA	NA	NA	NA	NA	NA	< 3.0	< 3.0	< 3.0	< 3.0	< 3.0
2-Hexanone	NE	NE		NA	NA	NA	NA	NA	NA	NA	NA	NA	< 0.95	< 0.95	< 0.95	< 0.95	< 0.95
Acetone	1800	9000		NA	NA	NA	NA	NA	NA	NA	NA	NA	< 3.4	< 3.4	< 3.4	< 3.4	< 3.4
Benzene	0.5	5		< 0.2	< 0.12	< 0.074	< 0.074	< 0.074	< 0.074	< 0.074	< 0.074	< 0.15	< 0.089	< 0.089	< 0.089	< 0.089	0.34 J
Bromodichloromethane	0.06	0.6		< 0.2	< 0.23	< 0.17	< 0.17	< 0.17	< 0.17	< 0.17	< 0.17	< 0.37	< 0.077	< 0.077	< 0.077	< 0.077	< 0.077
Bromoform	0.44	4.4		< 0.2	< 0.45	< 0.28	< 0.28	< 0.28	< 0.28	< 0.28	< 0.28	< 0.48	< 0.088	< 0.088	< 0.088	< 0.088	< 0.088
Bromomethane	1	10		< 0.5	< 0.49	< 0.31	< 0.31	< 0.31	< 0.31	< 0.31	< 0.31 *	< 0.80	< 0.59	< 0.59	< 0.59	< 0.59	< 0.59
Carbon disulfide	200	1000		NA	NA	NA	NA	NA	NA	NA	NA	NA	< 0.053	< 0.053	< 0.053	< 0.053	< 0.053
Carbon tetrachloride	0.5	5		< 0.8	< 0.28	< 0.26	< 0.26	< 0.26	< 0.26	< 0.26	< 0.26	< 0.38	< 0.038	< 0.038	< 0.038	< 0.038	< 0.038
Chloroform	0.6	6		< 0.2	< 0.25	< 0.2	< 0.2	< 0.2	< 0.2	< 0.20	< 0.20	< 0.37	< 0.062	< 0.062	< 0.062	< 0.062	< 0.062
Chloromethane	3	30		< 0.3	< 0.24	< 0.18	< 0.18	< 0.18	< 0.18	< 0.18	< 0.18	< 0.32	< 0.16	< 0.16	0.20 J	0.18 J	0.52 BJ
cis-1,2-Dichloroethene	7	70		< 0.5	< 0.22	< 0.12	< 0.12	< 0.12	< 0.12	< 0.12	< 0.12	< 0.41	< 0.11	< 0.11	< 0.11	< 0.11	< 0.11
Dichlorodifluoromethane	200	1000		< 0.5	< 0.26	< 0.2	< 0.2	< 0.2	< 0.2	< 0.20	< 0.20	< 0.54	< 0.11	< 0.11	< 0.11	< 0.11	< 0.11
Ethylbenzene	140	700		< 0.5	< 0.14	< 0.13	< 0.13	< 0.13	< 0.13	< 0.13	< 0.13	0.40 J	< 0.054	< 0.054	< 0.054	< 0.054	< 0.054
Isopropylbenzene	NE	NE		< 0.2	< 0.21	< 0.14	< 0.14	< 0.14	< 0.14	< 0.14	< 0.14	< 0.39	< 0.081	< 0.081	< 0.081	< 0.081	< 0.081
m,p-Xylene	400	2000		NA	NA	NA	NA	NA	NA	NA	NA	NA	< 0.057	< 0.057	< 0.057	< 0.057	< 0.057
Methyl tert-butyl ether	12	60		< 0.5	< 0.28	< 0.24	< 0.24	< 0.24	< 0.24	< 0.24	< 0.24 *	< 0.39	< 0.14	< 0.14	< 0.14	< 0.14	< 0.14
Methylene chloride	0.5	5		< 1	< 0.63	< 0.68	< 0.68	< 0.68	< 0.68	< 0.68	< 0.68	< 1.6	< 0.14	< 0.14	< 0.14	< 0.14	< 0.14
Naphthalene	10	100		< 0.25	< 0.24	< 0.16	< 0.16	< 0.16	< 0.16	< 0.16	< 0.16	< 0.34	< 0.088	< 0.088	< 0.088	< 0.088	< 0.088
n-Butylbenzene	NE	NE		< 0.2	< 0.21	< 0.13	< 0.13	< 0.13	< 0.13	< 0.13	< 0.13	< 0.39	< 0.14	< 0.14	< 0.14	< 0.14	< 0.14
n-Hexane	120	600		NA	NA	NA	NA	NA	NA	NA	NA	NA	< 0.21	< 0.21	< 0.21	< 0.21	< 0.21
n-Propylbenzene	NE	NE		< 0.5	< 0.19	< 0.13	< 0.13	< 0.13	< 0.13	< 0.13	< 0.13	< 0.41	< 0.10	< 0.10	< 0.10	< 0.10	< 0.10
o-Xylene	400	2000		NA	NA	NA	NA	NA	NA	NA	NA	NA	< 0.058	< 0.058	< 0.058	< 0.058	< 0.058
p-Isopropyltoluene	NE	NE		< 0.2	< 0.24	< 0.17	< 0.17	< 0.17	< 0.17	< 0.17	< 0.17	< 0.36	< 0.085	< 0.085	< 0.085	< 0.085	< 0.085
sec-Butylbenzene	NE	NE		< 0.25	< 0.19	< 0.15	< 0.15	< 0.15	< 0.15	< 0.15	< 0.15	< 0.40	< 0.13	< 0.13	< 0.13	< 0.13	< 0.13
Styrene	10	100		< 0.5	< 0.26	< 0.1	< 0.1	< 0.1	< 0.1	< 0.10	< 0.10	< 0.39	< 0.065	< 0.065	< 0.065	< 0.065	< 0.065
tert-Butylbenzene	NE	NE		< 0.2	< 0.24	< 0.14	< 0.14	< 0.14	< 0.14	< 0.14	< 0.14	< 0.40	< 0.12	< 0.12	< 0.12	< 0.12	< 0.12
Tetrachloroethene	0.5	5		1.9	0.73 J	1.2	0.92 J	1.2	0.84 J	1.5	1	0.48 J	0.8	0.76	0.45 J	0.55	0.65
Toluene	160	800		< 0.5	0.40 J	< 0.11	0.45 J	0.39 J	< 0.11	< 0.11	< 0.11	< 0.15	< 0.053	< 0.053	< 0.053	< 0.053	0.13 J
trans-1,2-Dichloroethene	20	100		< 0.5	< 0.27	< 0.25	< 0.25	< 0.25	< 0.25	< 0.25	< 0.25	< 0.35	< 0.11	< 0.11	< 0.11	< 0.11	< 0.11
Trichloroethene	0.5	5		< 0.2	< 0.18	< 0.19	< 0.19	< 0.19	< 0.19	< 0.19	< 0.19	< 0.16	< 0.062	< 0.062	< 0.062	< 0.062	< 0.062
Vinyl chloride	0.02	0.2		< 0.2	< 0.13	< 0.1	< 0.1	< 0.1	< 0.1	< 0.10	< 0.10	< 0.20	< 0.16	< 0.16	< 0.16	< 0.16	< 0.16
Xylenes, Total	400	2000		< 0.5	< 0.3	< 0.068	< 0.068	< 0.068	< 0.068	< 0.068	< 0.068	1.8	< 0.058	< 0.058	< 0.058	< 0.058	< 0.058
Total PCBs																	
Aroclor-1016	0.003	0.03		NA	NA	< 0.16	NA	NA	NA	NA	NA	NA	NA	NA	NA	NA	NA
Aroclor-1232	0.003	0.03		NA	NA	< 0.087	NA	NA	NA	NA	NA	NA	NA	NA	NA	NA	NA
Aroclor-1242	0.003	0.03		NA	NA	< 0.12	NA	NA	NA	NA	NA	NA	NA	NA	NA	NA	NA
Total Detected PCBs	NE	NE		NA	NA	ND	NA	NA	NA	NA	NA	NA	NA	NA	NA	NA	NA
Dissolved PCBs																	
Aroclor-1016	0.003	0.03		NA	NA	NA	NA	NA	NA	NA	NA	NA	NA	NA	NA	NA	NA
Aroclor-1232	0.003	0.003		NA	NA	NA	NA	NA	NA	NA	NA	NA	NA	NA	NA	NA	NA
Aroclor-1242	0.003	0.003		NA	NA	NA	NA	NA	NA	NA	NA	NA	NA	NA	NA	NA	NA
Total Detected PCBs	NE	NE		NA	NA	NA	NA	NA	NA	NA	NA	NA	NA	NA	NA	NA	NA

Notes on Page 50.

Table 12
Groundwater Analytical Results Summary
Madison-Kipp Corporation
Madison, Wisconsin

WELL ID	SCREEN INTERVAL (feet bgs)	PREVENTIVE ACTION LIMIT	ENFORCEMENT STANDARD	MW-5S 34 - 44 ft 04/07/2010	MW-5S 34 - 44 ft 10/01/2010	MW-5S 34 - 44 ft 04/12/2012	MW-5S ³ 34 - 44 ft 04/12/2012	MW-5S 34 - 44 ft 11/28/2012	MW-5S 34 - 44 ft 01/17/2013	MW-5S 34 - 44 ft 02/13/2013	MW-5S 34 - 44 ft 04/19/2013	MW-5S 34 - 44 ft 07/18/2013	MW-5S 34 - 44 ft 10/04/2013	MW-5S 34 - 44 ft 04/15/2014	MW-5S 34 - 44 ft 10/21/2014	MW-5S 34 - 44 ft 04/13/2015	MW-5S 34 - 44 ft 10/21/2015	MW-5S 34 - 44 ft 10/12/2016
VOCs																		
1,1,1,2-Tetrachloroethane	7	70		< 0.25	< 0.25	< 0.31	< 0.31	< 0.25	< 0.25	< 0.25	< 0.25	< 0.25	< 0.25	< 0.25	< 0.25	< 0.25	< 0.46	< 0.22
1,1,1-Trichloroethane	40	200		< 0.5	< 0.5	< 0.26	< 0.26	< 0.2	< 0.2	< 0.2	< 0.2	< 0.2	< 0.2	< 0.20	< 0.20	< 0.20	< 0.38	< 0.20
1,1,2-Trichloroethane	0.5	5		< 0.25	< 0.25	< 0.3	< 0.3	< 0.28	< 0.28	< 0.28	< 0.28	< 0.28	< 0.28	< 0.28	< 0.28	< 0.28	< 0.35	< 0.20
1,1-Dichloroethene	0.7	7		< 0.5	< 0.5	< 0.29	< 0.29	< 0.31	< 0.31	< 0.31	< 0.31	< 0.31	< 0.31	< 0.31	< 0.31	< 0.31	< 0.39	< 0.28
1,2,4-Trimethylbenzene	96	480		< 0.2	< 0.2	< 0.22	< 0.22	< 0.14	< 0.14	< 0.14	< 0.14	< 0.14	< 0.14	< 0.14	< 0.14	< 0.14	< 0.36	< 0.12
1,2-Dibromoethane	0.005	0.05		< 0.2	< 0.2	< 0.45	< 0.45	< 0.36	< 0.36	< 0.36	< 0.36	< 0.36	< 0.36	< 0.36	< 0.36	< 0.36	< 0.39	< 0.26
1,2-Dichlorobenzene	60	600		< 0.2	< 0.2	< 0.21	< 0.21	< 0.27	< 0.27	< 0.27	< 0.27	< 0.27	< 0.27	< 0.27	< 0.27	< 0.27	< 0.33	< 0.15
1,2-Dichloropropane	0.5	5		< 0.5	< 0.5	< 0.36	< 0.36	< 0.2	< 0.2	< 0.2	< 0.2	< 0.2	< 0.2	< 0.20	< 0.20	< 0.20	< 0.43	< 0.20
1,2,3-Trichlorobenzene	NE	NE		< 0.25	< 0.25	< 0.36	< 0.36	< 0.24	< 0.24	< 0.24	< 0.24	< 0.24	< 0.24	< 0.24	< 0.24	< 0.24	< 0.46	< 0.090
1,2,4-Trichlorobenzene	14	70		< 0.25	< 0.25	< 0.22	< 0.22	< 0.31	< 0.31	< 0.31	< 0.31	< 0.31	< 0.31	< 0.31	< 0.31	< 0.31	< 0.34	< 0.15
1,3,5-Trimethylbenzene	96	480		< 0.2	< 0.2	< 0.23	< 0.23	< 0.18	< 0.18	< 0.18	< 0.18	< 0.18	< 0.18	< 0.18	< 0.18	< 0.18	< 0.25	< 0.15
2-Butanone	800	4000		NA	NA	NA	NA	NA	NA	NA	NA	NA	NA	NA	NA	NA	NA	< 6.0
2-Hexanone	NE	NE		NA	NA	NA	NA	NA	NA	NA	NA	NA	NA	NA	NA	NA	NA	< 1.9
Acetone	1800	9000		NA	NA	NA	NA	NA	NA	NA	NA	NA	NA	NA	NA	NA	NA	< 6.8
Benzene	0.5	5		< 0.2	< 0.2	< 0.12	0.40 J	< 0.074	< 0.074	< 0.074	< 0.074	< 0.074	< 0.074	< 0.074	< 0.074	< 0.074	< 0.15	< 0.18
Bromodichloromethane	0.06	0.6		< 0.2	< 0.2	< 0.23	< 0.23	< 0.17	< 0.17	< 0.17	< 0.17	< 0.17	< 0.17	< 0.17	< 0.17	< 0.17	< 0.37	< 0.15
Bromoform	0.44	4.4		< 0.2	< 0.2	< 0.45	< 0.45	< 0.28	< 0.28	< 0.28	< 0.28	< 0.28	< 0.28	< 0.28	< 0.28	< 0.28	< 0.48	< 0.18
Bromomethane	1	10		< 0.5	< 0.5	< 0.49	< 0.49	< 0.31	0.73 J	< 0.31 *	< 0.31	< 0.31	< 0.31	< 0.31	< 0.31	< 0.31	< 0.80	< 1.2
Carbon disulfide	200	1000		NA	NA	NA	NA	NA	NA	NA	NA	NA	NA	NA	NA	NA	NA	< 0.11
Carbon tetrachloride	0.5	5		< 0.8	< 0.8	1.2	< 0.28	1.1	< 0.26	1.4	1.1	1.3	< 0.26	0.79 J	< 0.26	1	< 0.076	
Chloroform	0.6	6		< 0.2	0.55	0.84 J	0.88 J	0.79 J	0.79 J	< 0.2	< 0.2	< 0.2	0.61 J	< 0.20	< 0.20	< 0.20	< 0.37	< 0.12
Chloromethane	3	30		< 0.3	< 0.3	< 0.24	< 0.24	< 0.18	< 0.18	< 0.18	< 0.18	< 0.18	< 0.18	< 0.18	< 0.18	< 0.18	< 0.32	1.2 BJ
cis-1,2-Dichloroethene	7	70		1.4	10	13	14	4.2	3.8	2.7	2.0	2.9	2.9	< 0.12	< 0.12	< 0.12	< 0.41	< 0.22
Dichlorodifluoromethane	200	1000		< 0.5	< 0.5	< 0.26	< 0.26	< 0.2	< 0.2	< 0.2	< 0.2	< 0.2	< 0.2	< 0.20	< 0.20	< 0.20	< 0.54	< 0.22
Ethylbenzene	140	700		< 0.5	< 0.5	< 0.14	< 0.14	< 0.13	< 0.13	< 0.13	< 0.13	< 0.13	< 0.13	< 0.13	< 0.13	< 0.13	< 0.18	< 0.11
Isopropylbenzene	NE	NE		< 0.2	< 0.2	< 0.21	< 0.21	< 0.14	< 0.14	< 0.14	< 0.14	< 0.14	< 0.14	< 0.14	< 0.14	< 0.14	< 0.39	< 0.16
m,p-Xylene	400	2000		NA	NA	NA	NA	NA	NA	NA	NA	NA	NA	NA	NA	NA	NA	< 0.11
Methyl tert-butyl ether	12	60		< 0.5	< 0.5	< 0.28	< 0.28	< 0.24	< 0.24	< 0.24	< 0.24	< 0.24	< 0.24	< 0.24	< 0.24	< 0.24	< 0.39	< 0.28
Methylene chloride	0.5	5		< 1	< 1	< 0.63	< 0.63	< 0.68	< 0.68	< 0.68	< 0.68	< 0.68	< 0.68	< 0.68	< 0.68	< 0.68	< 1.6	< 0.28
Naphthalene	10	100		1.4	< 0.25	< 0.24	< 0.24	< 0.16	< 0.16	< 0.16	< 0.16	< 0.16	< 0.16	< 0.16	< 0.16	< 0.16	< 0.34	< 0.18
n-Butylbenzene	NE	NE		< 0.2	< 0.2	< 0.21	< 0.21	< 0.13	< 0.13	< 0.13	< 0.13	< 0.13	< 0.13	< 0.13	< 0.13	< 0.13	< 0.39	< 0.28
n-Hexane	120	600		NA	NA	NA	NA	NA	NA	NA	NA	NA	NA	NA	NA	NA	NA	< 0.42
n-Propylbenzene	NE	NE		< 0.5	< 0.5	< 0.19	< 0.19	< 0.13	< 0.13	< 0.13	< 0.13	< 0.13	< 0.13	< 0.13	< 0.13	< 0.13	< 0.41	< 0.20
o-Xylene	400	2000		NA	NA	NA	NA	NA	NA	NA	NA	NA	NA	NA	NA	NA	NA	< 0.12
p-Isopropyltoluene	NE	NE		< 0.2	< 0.2	< 0.24	< 0.24	< 0.17	< 0.17	< 0.17	< 0.17	< 0.17	< 0.17	< 0.17	< 0.17	< 0.17	< 0.36	< 0.17
sec-Butylbenzene	NE	NE		< 0.25	< 0.25	< 0.19	< 0.19	< 0.15	< 0.15	< 0.15	< 0.15	< 0.15	< 0.15	< 0.15	< 0.15	< 0.15	< 0.40	< 0.26
Styrene	10	100		< 0.5	< 0.5	< 0.26	< 0.26	< 0.1	< 0.1	< 0.1	< 0.1	< 0.1	< 0.1	< 0.10	< 0.10	< 0.10	< 0.39	< 0.13
tert-Butylbenzene	NE	NE		< 0.2	< 0.2	< 0.24	< 0.24	< 0.14	< 0.14	< 0.14	< 0.14	< 0.14	< 0.14	< 0.14	< 0.14	< 0.14	< 0.40	< 0.24
Tetrachloroethene	0.5	5		41	670	360	370	240	260	210	130	190	170	47	75	100	110	58
Toluene	160	800		< 0.5	< 0.5	< 0.15	< 0.15	< 0.11	< 0.11	< 0.11	< 0.11	< 0.11	< 0.11	< 0.11	< 0.11	< 0.11	< 0.15	0.22 J
trans-1,2-Dichloroethene	20	100		< 0.5	0.50	< 0.27	< 0.27	< 0.25	< 0.25	< 0.25	< 0.25	< 0.25	< 0.25	< 0.25	< 0.25	< 0.25	< 0.35	< 0.22
Trichloroethene	0.5	5		1	13	9.8	10	4.7	4.4	3.8	2.8	3	2.9	< 0.19	1.2	0.99	0.79	< 0.12
Vinyl chloride	0.02	0.2		< 0.2	< 0.2	< 0.13	< 0.13	< 0.1	< 0.1	< 0.1	< 0.1	< 0.1	< 0.1	< 0.10	< 0.10	< 0.10	< 0.20	< 0.32
Xylenes, Total	400	2000		< 0.5	< 0.5	< 0.3	< 0.3	< 0.068	< 0.068	< 0.068	< 0.068	< 0.068	< 0.068	< 0.068	< 0.068	< 0.068	< 0.22	< 0.12
Total PCBs																		
Aroclor-1016	0.003	0.03		NA	NA	NA	NA	NA	< 0.17	NA	NA	NA	NA	NA	NA	NA	NA	NA
Aroclor-1232	0.003	0.03		NA	NA	NA	NA	NA	< 0.091	NA	NA	NA	NA	NA	NA	NA	NA	NA
Aroclor-1242	0.003	0.03		NA	NA	NA	NA	NA	< 0.13	NA	NA	NA	NA	NA	NA	NA	NA	NA
Total Detected PCBs	NE	NE		NA	NA	NA	NA	NA	ND	NA	NA	NA	NA	NA	NA	NA	NA	NA
Dissolved PCBs																		
Aroclor-1016	0.003	0.03		NA	NA	NA	NA	NA	NA	NA	NA	NA	NA	NA	NA	NA	NA	NA
Aroclor-1232	0.003	0.003		NA	NA	NA	NA	NA	NA	NA	NA	NA	NA	NA	NA	NA	NA	NA
Aroclor-1242	0.003	0.003		NA	NA	NA	NA	NA	NA	NA	NA	NA	NA	NA	NA	NA	NA	NA
Total Detected PCBs	NE	NE		NA	NA	NA	NA	NA	NA	NA	NA	NA	NA	NA	NA	NA	NA	NA

Notes on Page 50.

Table 12
Groundwater Analytical Results Summary
Madison-Kipp Corporation
Madison, Wisconsin

WELL ID	SCREEN INTERVAL (feet bgs)	PREVENTIVE ACTION	ENFORCEMENT STANDARD	MW-5D 75 - 80 ft 04/07/2010	MW-5D ³ 75 - 80 ft 04/07/2010	MW-5D 75 - 80 ft 04/12/2012	MW-5D 75 - 80 ft 11/28/2012	MW-5D 75 - 80 ft 01/17/2013	MW-5D 75 - 80 ft 02/13/2013	MW-5D 75 - 80 ft 04/19/2013	MW-5D 75 - 80 ft 07/18/2013	MW-5D 75 - 80 ft 10/04/2013	MW-5D 75 - 80 ft 04/15/2014	MW-5D 75 - 80 ft 10/21/2014	MW-5D 75 - 80 ft 04/13/2015	MW-5D 75 - 80 ft 10/19/2015	MW-5D 75 - 80 ft 01/21/2016	MW-5D 75 - 80 ft 04/21/2016	MW-5D ³ 75 - 80 ft 04/21/2016	MW-5D 75 - 80 ft 07/18/2016	MW-5D 75 - 80 ft 10/12/2016	MW-5D ³ 75 - 80 ft 10/12/2016
VOCs																						
1,1,1,2-Tetrachloroethane	7	70		< 5	< 5	< 0.31	< 1.3	< 0.5	< 0.5	< 0.5	< 1.3	< 1.3	< 0.25	< 0.25	< 0.25	< 0.46	< 0.11	< 0.11	< 0.11	< 0.11	0.51	< 11
1,1,1-Trichloroethane	40	200		< 10	< 10	< 0.26	< 1	< 0.4	< 0.4	< 0.4	< 1	< 1	< 0.20	< 0.20	< 0.20	< 0.38	< 0.10	< 0.10	< 0.10	< 0.10	< 0.10	< 10
1,1,2-Trichloroethane	0.5	5		< 5	< 5	< 0.3	< 1.4	< 0.56	< 0.56	< 0.56	< 1.4	< 1.4	< 0.28	< 0.28	< 0.28	< 0.35	< 0.10	< 0.10	< 0.10	< 0.10	< 0.10	< 10
1,1-Dichloroethene	0.7	7		< 10	< 10	< 0.29	< 1.6	< 0.62	< 0.62	< 0.62	< 1.6	< 1.6	< 0.31	< 0.31	< 0.31	< 0.39	< 0.14	< 0.14	< 0.14	< 0.14	< 0.14	< 14
1,2,4-Trimethylbenzene	96	480		< 4	< 4	< 0.22	< 0.7	< 0.28	< 0.28	< 0.28	< 0.7	< 0.7	< 0.14	< 0.14	< 0.14	< 0.36	< 0.060	< 0.060	< 0.060	< 0.060	< 0.060	< 6.0
1,2-Dibromoethane	0.005	0.05		< 4	< 4	< 0.45	< 1.8	< 0.72	< 0.72	< 0.72	< 1.8	< 1.8	< 0.36	< 0.36	< 0.36	< 0.39	< 0.13	< 0.13	< 0.13	< 0.13	< 0.13	< 13
1,2-Dichlorobenzene	60	600		< 4	< 4	< 0.21	< 1.4	< 0.54	< 0.54	< 0.54	< 1.4	< 1.4	< 0.27	< 0.27	< 0.27	< 0.33	< 0.076	< 0.076	< 0.076	< 0.076	< 0.076	< 7.6
1,2-Dichloropropane	0.5	5		< 10	< 10	< 0.36	< 1	< 0.4	< 0.4	< 0.4	< 1	< 1	< 0.20	< 0.20	< 0.20	< 0.43	< 0.10	< 0.10	< 0.10	< 0.10	< 0.10	< 10
1,2,3-Trichlorobenzene	NE	NE		< 5	< 5	< 0.36	< 1.2	< 0.48	< 0.48	< 0.48	< 1.2	< 1.2	< 0.24	< 0.24	< 0.24	< 0.46	< 0.045	< 0.045	< 0.045	0.23 BJ	< 0.045	< 4.5
1,2,4-Trichlorobenzene	14	70		< 5	< 5	< 0.22	< 1.6	< 0.62	< 0.62	< 0.62	< 1.6	< 1.6	< 0.31	< 0.31	< 0.31	< 0.34	< 0.077	< 0.077	< 0.077	0.13 BJ	< 0.077	< 7.7
1,3,5-Trimethylbenzene	96	480		< 4	< 4	< 0.23	< 0.9	< 0.36	< 0.36	< 0.36	< 0.9	< 0.9	< 0.18	< 0.18	< 0.18	< 0.25	< 0.075	< 0.075	< 0.075	< 0.075	< 0.075	< 7.5
2-Butanone	800	4000		NA	NA	NA	NA	NA	NA	NA	NA	NA	NA	NA	NA	NA	< 3.0	< 3.0	< 3.0	< 3.0	< 3.0	< 300
2-Hexanone	NE	NE		NA	NA	NA	NA	NA	NA	NA	NA	NA	NA	NA	NA	NA	< 0.95	< 0.95	< 0.95	< 0.95	< 0.95	< 95
Acetone	1800	9000		NA	NA	NA	NA	NA	NA	NA	NA	NA	NA	NA	NA	NA	< 3.4	< 3.4	< 3.4	< 3.4	< 3.4	< 340
Benzene	0.5	5		< 4	< 4	0.29 J	1.1 J	1.2	1	0.88 J	1.5 J	2.8	0.30 J	0.22 J	< 0.074	< 0.15	< 0.089	< 0.089	< 0.089	< 0.089	5.7	< 8.9
Bromodichloromethane	0.06	0.6		< 4	< 4	< 0.23	< 0.85	< 0.34	< 0.34	< 0.34	< 0.85	< 0.85	< 0.17	< 0.17	< 0.17	< 0.37	< 0.077	< 0.077	< 0.077	< 0.077	< 0.077	< 7.7
Bromoform	0.44	4.4		< 4	< 4	< 0.45	< 1.4	< 0.56	< 0.56	< 0.56	< 1.4	< 1.4	< 0.28	< 0.28	< 0.28	< 0.48	< 0.088	< 0.088	< 0.088	< 0.088	< 0.088	< 8.8
Bromomethane	1	10		< 10	< 10	< 0.49	< 1.6	< 0.62	< 0.62	< 0.62	< 1.6	< 1.6	< 0.31	< 0.31	< 0.31	< 0.80	< 0.59	< 0.59	< 0.59	< 0.59	< 0.59	< 59
Carbon disulfide	200	1000		NA	NA	NA	NA	NA	NA	NA	NA	NA	NA	NA	NA	NA	< 0.053	< 0.053	0.11 J	< 0.053	< 0.053	< 5.3
Carbon tetrachloride	0.5	5		< 16	< 16	< 0.28	< 1.3	< 0.52	< 0.52	< 0.52	< 1.3	< 1.3	< 0.26	< 0.26	< 0.26	< 0.38	< 0.038	< 0.038	< 0.038	< 0.038	< 0.038	< 3.8
Chloroform	0.6	6		< 4	< 4	< 0.25	< 1	1.0 J	< 0.4	< 0.4	< 1	< 1	< 0.20	< 0.20	< 0.20	< 0.37	< 0.062	< 0.062	< 0.062	< 0.062	1	< 6.2
Chloromethane	3	30		< 6	< 6	< 0.24	< 0.9	< 0.36	< 0.36	< 0.36	< 0.9	< 0.9	< 0.18	< 0.18	< 0.18	< 0.32	< 0.16	< 0.16	< 0.16	< 0.16	0.57 BJ	100 J
cis-1,2-Dichloroethene	7	70		48	48	26	93	110	94	100	120	140	77	100	190	10	0.94	11	13	3.0	210	270
Dichlorodifluoromethane	200	1000		< 10	< 10	< 0.26	< 1	< 0.4	< 0.4	< 0.4	< 1	< 1	< 0.20	< 0.20	< 0.20	< 0.54	< 0.11	< 0.11	< 0.11	< 0.11	< 0.11	< 11
Ethylbenzene	140	700		< 10	< 10	< 0.14	< 0.65	< 0.26	< 0.26	< 0.26	< 0.65	< 0.65	< 0.13	< 0.13	< 0.13	< 0.18	< 0.054	< 0.054	< 0.054	< 0.054	< 0.054	< 5.4
Isopropylbenzene	NE	NE		< 4	< 4	< 0.21	< 0.7	< 0.28	< 0.28	< 0.28	< 0.7	< 0.7	< 0.14	< 0.14	< 0.14	< 0.39	< 0.081	< 0.081	< 0.081	< 0.081	< 0.081	< 8.1
m,p-Xylene	400	2000		NA	NA	NA	NA	NA	NA	NA	NA	NA	NA	NA	NA	NA	< 0.057	< 0.057	< 0.057	< 0.057	< 0.057	< 5.7
Methyl tert-butyl ether	12	60		< 10	< 10	< 0.28	< 1.2	< 0.48	< 0.48	< 0.48	< 1.2	< 1.2	< 0.24	< 0.24	< 0.24	< 0.39	< 0.14	< 0.14	< 0.14	< 0.14	0.75	< 14
Methylene chloride	0.5	5		< 20	< 20	< 0.63	< 3.4	< 1.4	< 1.4	< 1.4	< 3.4	< 3.4	< 0.68	< 0.68	< 0.68	< 1.6	0.18 J	< 0.14	< 0.14	< 0.14	< 0.14	< 14
Naphthalene	10	100		< 5	< 5	< 0.24	< 0.8	< 0.32	< 0.32	< 0.32	< 0.8	< 0.8	< 0.16	< 0.16	< 0.16	< 0.34	< 0.088	< 0.088	< 0.088	0.22 BJ	< 0.088	< 8.8
n-Butylbenzene	NE	NE		< 4	< 4	< 0.21	< 0.65	< 0.26	< 0.26	< 0.26	< 0.65	< 0.65	< 0.13	< 0.13	< 0.13	< 0.39	< 0.14	< 0.14	< 0.14	< 0.14	< 0.14	< 14
n-Hexane	120	600		NA	NA	NA	NA	NA	NA	NA	NA	NA	NA	NA	NA	NA	< 0.21	< 0.21	< 0.21	< 0.21	< 0.21	< 21
n-Propylbenzene	NE	NE		< 10	< 10	< 0.19	< 0.65	< 0.26	< 0.26	< 0.26	< 0.65	< 0.65	< 0.13	< 0.13	< 0.13	< 0.41	< 0.10	< 0.10	< 0.10	< 0.10	< 0.10	< 10
o-Xylene	400	2000		NA	NA	NA	NA	NA	NA	NA	NA	NA	NA	NA	NA	NA	< 0.058	< 0.058	< 0.058	< 0.058	< 0.058	< 5.8
p-Isopropyltoluene	NE	NE		< 4	< 4	< 0.24	< 0.85	< 0.34	< 0.34	< 0.34	< 0.85	< 0.85	< 0.17	< 0.17	< 0.17	< 0.36	< 0.085	< 0.085	< 0.085	< 0.085	< 0.085	< 8.5
sec-Butylbenzene	NE	NE		< 5	< 5	< 0.19	< 0.75	< 0.3	< 0.3	< 0.3	< 0.75	< 0.75	< 0.15	< 0.15	< 0.15	< 0.40	< 0.13	< 0.13	< 0.13	< 0.13	< 0.13	< 13
Styrene	10	100		< 10	< 10	< 0.26	< 0.5	< 0.2	< 0.2	< 0.2	< 0.5	< 0.5	< 0.10	< 0.10	< 0.10	< 0.39	< 0.065	< 0.065	< 0.065	0.24 J	< 0.065	< 6.5
tert-Butylbenzene	NE	NE		< 4	< 4	< 0.24	< 0.7	< 0.28	< 0.28	< 0.28	< 0.7	< 0.7	< 0.14	< 0.14	< 0.14	< 0.40	< 0.12	< 0.12	< 0.12	< 0.12	< 0.12	< 12
Tetrachloroethene	0.5	5		1100	890	400	2000	1800	1700	1200	2000	2000	< 0.17	8.4	66	110	10	7.5	7.1	8.2	3600	4100
Toluene	160	800		< 10	< 10	0.30 J	< 0.55	< 0.22	< 0.22	< 0.22	< 0.55	< 0.55	< 0.11	< 0.11	< 0.11	< 0.15	< 0.053	< 0.053	< 0.053	< 0.053	0.10 J	11 J
trans-1,2-Dichloroethene	20	100		< 10	< 10	1.3	3.9 J	3.9	3.1	3.4	3.8 J	2.9 J	< 0.25	< 0.25	< 0.25	< 0.35	< 0.11	< 0.11	0.11 J	< 0.11	3.6	< 11
Trichloroethene	0.5	5		100	97	48	190	180	180	170	160	110	< 0.19	2.5	31	6.4	0.64	3	3	0.7	150	180
Vinyl chloride	0.02	0.2		< 4	< 4	< 0.13	< 0.5	< 0.2	< 0.2	< 0.2	< 0.5	< 0.5	< 0.10	< 0.10	< 0.10	< 0.20	< 0.16	< 0.16	< 0.16	< 0.16	< 0.16	< 16
Xylenes, Total	400	2000		< 10	< 10	< 0.3	< 0.34	< 0.14	< 0.14	< 0.14	< 0.34	< 0.34	< 0.068	< 0.068	< 0.068	< 0.22	< 0.058	< 0.058	< 0.058	< 0.058	< 0.058	< 5.8
Total PCBs																						
Aroclor-1016	0.003	0.03		NA	NA																	

Table 12
Groundwater Analytical Results Summary
Madison-Kipp Corporation
Madison, Wisconsin

WELL ID	SCREEN INTERVAL (feet bgs)	PREVENTIVE ACTION LIMIT	ENFORCEMENT STANDARD	MW-5D2 165.8 - 170.8 ft 01/17/2013	MW-5D2 165.8 - 170.8 ft 02/13/2013	MW-5D2 165.8 - 170.8 ft 04/19/2013	MW-5D2 165.8 - 170.8 ft 07/18/2013	MW-5D2 165.8 - 170.8 ft 10/09/2013	MW-5D2 165.8 - 170.8 ft 04/15/2014	MW-5D2 165.8 - 170.8 ft 10/21/2014	MW-5D2 165.8 - 170.8 ft 04/15/2015	MW-5D2 165.8 - 170.8 ft 10/22/2015	MW-5D2 165.8 - 170.8 ft 01/21/2016	MW-5D2 ³ 165.8 - 170.8 ft 01/21/2016	MW-5D2 165.8 - 170.8 ft 04/21/2016	MW-5D2 165.8 - 170.8 ft 07/18/2016	MW-5D2 165.8 - 170.8 ft 10/12/2016
VOCs																	
1,1,1,2-Tetrachloroethane	7	70		< 0.25	< 0.25	< 0.25	< 0.5	< 0.25	< 0.50	< 0.25	< 0.50	< 0.92	< 1.1	< 1.1	< 4.4	< 1.1	< 2.2
1,1,1-Trichloroethane	40	200		< 0.2	< 0.2	< 0.2	< 0.4	< 0.2	< 0.40	< 0.20	< 0.40	< 0.76	< 1.0	< 1.0	< 4.0	< 1.0	< 2.0
1,1,2-Trichloroethane	0.5	5		< 0.28	< 0.28	< 0.28	< 0.56	< 0.28	< 0.56	< 0.28	< 0.56	< 0.70	< 1.0	< 1.0	< 4.0	< 1.0	< 2.0
1,1-Dichloroethene	0.7	7		< 0.31	< 0.31	< 0.31	< 0.62	< 0.31	< 0.62	< 0.31	< 0.62	< 0.78	< 1.4	< 1.4	< 5.6	< 1.4	< 2.8
1,2,4-Trimethylbenzene	96	480		< 0.14	< 0.14	< 0.14	< 0.28	< 0.14	< 0.28	< 0.14	< 0.28	< 0.72	< 0.60	< 0.60	< 2.4	< 0.60	< 1.2
1,2-Dibromoethane	0.005	0.05		< 0.36	< 0.36	< 0.36	< 0.72	< 0.36	< 0.72	< 0.36	< 0.72	< 0.77	< 1.3	< 1.3	< 5.2	< 1.3	< 2.6
1,2-Dichlorobenzene	60	600		< 0.27	< 0.27	< 0.27	< 0.54	< 0.27	< 0.54	< 0.27	< 0.54	< 0.67	< 0.76	< 0.76	< 3.0	< 0.76	< 1.5
1,2-Dichloropropane	0.5	5		< 0.2	< 0.2	< 0.2	< 0.4	< 0.2	< 0.40	< 0.20	< 0.40	< 0.86	< 1.0	< 1.0	< 4.0	< 1.0	< 2.0
1,2,3-Trichlorobenzene	NE	NE		< 0.24	< 0.24	< 0.24	< 0.48	< 0.24	< 0.48	< 0.24	< 0.48	< 0.92	< 0.45	< 0.45	7.2 BJ	< 0.45	< 0.90
1,2,4-Trichlorobenzene	14	70		< 0.31	< 0.31	< 0.31	< 0.62	< 0.31	< 0.62	< 0.31	< 0.62	< 0.68	< 0.77	< 0.77	5.2 J	< 0.77	< 1.5
1,3,5-Trimethylbenzene	96	480		< 0.18	< 0.18	< 0.18	< 0.36	< 0.18	< 0.36	< 0.18	< 0.36	< 0.51	< 0.75	< 0.75	< 3.0	< 0.75	< 1.5
2-Butanone	800	4000		NA	NA	NA	NA	NA	NA	NA	NA	NA	< 30	< 30	< 120	< 30	< 60
2-Hexanone	NE	NE		NA	NA	NA	NA	NA	NA	NA	NA	NA	< 9.5	< 9.5	< 38	< 9.5	< 19
Acetone	1800	9000		NA	NA	NA	NA	NA	NA	NA	NA	NA	< 34	< 34	< 140	< 34	< 68
Benzene	0.5	5		< 0.074	< 0.074	< 0.074	< 0.15	< 0.074	< 0.15	< 0.074	< 0.15	< 0.29	< 0.89	< 0.89	< 3.6	< 0.89	< 1.8
Bromodichloromethane	0.06	0.6		< 0.17	< 0.17	< 0.17	< 0.34	< 0.17	< 0.34	< 0.17	< 0.34	< 0.74	< 0.77	< 0.77	< 3.1	< 0.77	< 1.5
Bromoform	0.44	4.4		< 0.28	< 0.28	< 0.28	< 0.56	< 0.28	< 0.56	< 0.28	< 0.56	< 0.97	< 0.88	< 0.88	< 3.5	< 0.88	< 1.8
Bromomethane	1	10		< 0.31	< 0.31 *	< 0.31	< 0.62	< 0.31	< 0.62	< 0.31	< 0.62	< 1.6	< 5.9	< 5.9	< 24	< 5.9	< 12
Carbon disulfide	200	1000		NA	NA	NA	NA	NA	NA	NA	NA	NA	< 0.53	< 0.53	< 2.1	< 0.53	< 1.1
Carbon tetrachloride	0.5	5		< 0.26	< 0.26	< 0.26	< 0.52	< 0.26	< 0.52	< 0.26	< 0.52	< 0.77	< 0.38	< 0.38	< 1.5	< 0.38	< 0.76
Chloroform	0.6	6		< 0.2	< 0.2	< 0.2	< 0.4	< 0.2	< 0.40	< 0.20	< 0.40	< 0.74	< 0.62	< 0.62	< 2.5	< 0.62	< 1.2
Chloromethane	3	30		< 0.18	< 0.18	< 0.18	< 0.36	< 0.18	< 0.36	< 0.18	< 0.36	< 0.64	< 1.6	< 1.6	< 6.4	< 1.6	11 BJ
cis-1,2-Dichloroethene	7	70		6.6	9.2	4.7	3.6	1.5	< 0.24	0.79 J	2.1	2.9	1.4 J	1.6 J	< 4.4	6.1	< 2.2
Dichlorodifluoromethane	200	1000		< 0.2	< 0.2	< 0.2	< 0.4	< 0.2	< 0.40	< 0.20	< 0.40	< 1.1	< 1.1	< 1.1	< 4.4	< 1.1	< 2.2
Ethylbenzene	140	700		< 0.13	< 0.13	< 0.13	< 0.26	< 0.13	< 0.26	< 0.13	< 0.26	< 0.37	< 0.54	< 0.54	< 2.2	< 0.54	< 1.1
Isopropylbenzene	NE	NE		< 0.14	< 0.14	< 0.14	< 0.28	< 0.14	< 0.28	< 0.14	< 0.28	< 0.77	< 0.81	< 0.81	< 3.2	< 0.81	< 1.6
m,p-Xylene	400	2000		NA	NA	NA	NA	NA	NA	NA	NA	NA	< 0.57	< 0.57	< 2.3	< 0.57	< 1.1
Methyl tert-butyl ether	12	60		< 0.24	< 0.24	< 0.24	< 0.48	< 0.24	< 0.48	< 0.24	< 0.48	< 0.79	< 1.4	< 1.4	< 5.6	< 1.4	< 2.8
Methylene chloride	0.5	5		< 0.68	< 0.68	< 0.68	< 1.4	5.7	< 1.4	< 0.68	< 1.4	< 3.3	< 1.4	< 1.4	< 5.6	< 1.4	< 2.8
Naphthalene	10	100		< 0.16	< 0.16	< 0.16	< 0.32	< 0.16	< 0.32	< 0.16	< 0.32	< 0.67	< 0.88	< 0.88	12 BJ	< 0.88	< 1.8
n-Butylbenzene	NE	NE		< 0.13	< 0.13	< 0.13	< 0.26	< 0.13	< 0.26	< 0.13	< 0.26	< 0.78	< 1.4	< 1.4	< 5.6	< 1.4	< 2.8
n-Hexane	120	600		NA	NA	NA	NA	NA	NA	NA	NA	NA	< 2.1	< 2.1	< 8.4	< 2.1	< 4.2
n-Propylbenzene	NE	NE		< 0.13	< 0.13	< 0.13	< 0.26	< 0.13	< 0.26	< 0.13	< 0.26	< 0.83	< 1.0	< 1.0	< 4.0	< 1.0	< 2.0
o-Xylene	400	2000		NA	NA	NA	NA	NA	NA	NA	NA	NA	< 0.58	< 0.58	< 2.3	< 0.58	< 1.2
p-Isopropyltoluene	NE	NE		< 0.17	< 0.17	< 0.17	< 0.34	< 0.17	< 0.34	< 0.17	< 0.34	< 0.72	< 0.85	< 0.85	< 3.4	< 0.85	< 1.7
sec-Butylbenzene	NE	NE		< 0.15	< 0.15	< 0.15	< 0.3	< 0.15	< 0.30	< 0.15	< 0.30	< 0.80	< 1.3	< 1.3	< 5.2	< 1.3	< 2.6
Styrene	10	100		< 0.1	< 0.1	< 0.1	< 0.2	< 0.1	< 0.20	< 0.10	< 0.20	< 0.77	< 0.65	< 0.65	< 2.6	< 0.65	< 1.3
tert-Butylbenzene	NE	NE		< 0.14	< 0.14	< 0.14	< 0.28	< 0.14	< 0.28	< 0.14	< 0.28	< 0.80	< 1.2	< 1.2	< 4.8	< 1.2	< 2.4
Tetrachloroethene	0.5	5		650	650	640	710	110	520	47	700	640	380	380	160	970	550
Toluene	160	800		0.70	0.22 J	0.35 J	2.4	0.43 J	< 0.22	< 0.11	< 0.22	< 0.30	< 0.53	< 0.53	< 2.1	< 0.53	< 1.1
trans-1,2-Dichloroethene	20	100		< 0.25	< 0.25	< 0.25	< 0.5	< 0.25	< 0.50	< 0.25	< 0.50	< 0.70	< 1.1	< 1.1	< 4.4	< 1.1	< 2.2
Trichloroethene	0.5	5		9.5	8.4	7.4	8.1	6.1	7.1	2.2	8.2	9.1	4.7 J	5.5	< 2.5	13	8.4 J
Vinyl chloride	0.02	0.2		< 0.1	< 0.1	< 0.1	< 0.2	< 0.1	< 0.20	< 0.10	< 0.20	< 0.41	< 1.6	< 1.6	< 6.4	< 1.6	< 3.2
Xylenes, Total	400	2000		< 0.068	< 0.068	< 0.068	< 0.14	< 0.068	< 0.14	< 0.068	< 0.14	< 0.44	< 0.58	< 0.58	< 2.3	< 0.58	< 1.2
Total PCBs																	
Aroclor-1016	0.003	0.03		< 0.19	NA	NA	NA	NA	NA	NA	NA	NA	NA	NA	NA	NA	NA
Aroclor-1232	0.003	0.03		< 0.1	NA	NA	NA	NA	NA	NA	NA	NA	NA	NA	NA	NA	NA
Aroclor-1242	0.003	0.03		< 0.14	NA	NA	NA	NA	NA	NA	NA	NA	NA	NA	NA	NA	NA
Total Detected PCBs	NE	NE		ND	NA	NA	NA	NA	NA	NA	NA	NA	NA	NA	NA	NA	NA
Dissolved PCBs																	
Aroclor-1016	0.003	0.03		NA	NA	NA	NA	NA	NA	NA	NA	NA	NA	NA	NA	NA	NA
Aroclor-1232	0.003	0.003		NA	NA	NA	NA	NA	NA	NA	NA	NA	NA	NA	NA	NA	NA
Aroclor-1242	0.003	0.003		NA	NA	NA	NA	NA	NA	NA	NA	NA	NA	NA	NA	NA	NA
Total Detected PCBs	NE	NE		NA	NA	NA	NA	NA	NA	NA	NA	NA	NA	NA	NA	NA	NA

Notes on Page 50.

Table 12
Groundwater Analytical Results Summary
Madison-Kipp Corporation
Madison, Wisconsin

WELL ID	SCREEN INTERVAL (feet bgs)	PREVENTIVE ACTION LIMIT	ENFORCEMENT STANDARD	MW-5D3 225 - 235 ft 11/28/2012	MW-5D3 225 - 235 ft 01/18/2013	MW-5D3 225 - 235 ft 02/13/2013	MW-5D3 225 - 235 ft 04/21/2013	MW-5D3 225 - 235 ft 07/17/2013	MW-5D3 225 - 235 ft 10/07/2013	MW-5D3 225 - 235 ft 04/16/2014	MW-5D3 225 - 235 ft 10/20/2014	MW-5D3 225 - 235 ft 04/13/2015	MW-5D3 225 - 235 ft 10/21/2015	MW-5D3 225 - 235 ft 01/21/2016	MW-5D3 225 - 235 ft 04/21/2016	MW-5D3 225 - 235 ft 07/20/2016	MW-5D3 225 - 235 ft 10/12/2016
VOCS																	
1,1,1,2-Tetrachloroethane	7	70		< 0.25	< 0.25	< 0.25	< 0.25	< 0.25	< 0.25	< 0.25	< 0.25	< 0.25	< 0.46	< 0.11	< 0.11	< 0.11	< 0.11
1,1,1-Trichloroethane	40	200		< 0.2	< 0.2	< 0.2	< 0.2	< 0.2	< 0.2	< 0.20	< 0.20	< 0.20	< 0.38	< 0.10	< 0.10	< 0.10	< 0.10
1,1,2-Trichloroethane	0.5	5		< 0.28	< 0.28	< 0.28	< 0.28	< 0.28	< 0.28	< 0.28	< 0.28	< 0.28	< 0.35	< 0.10	< 0.10	< 0.10	< 0.10
1,1-Dichloroethene	0.7	7		< 0.31	< 0.31	< 0.31	< 0.31	< 0.31	< 0.31	< 0.31	< 0.31	< 0.31	< 0.39	< 0.14	< 0.14	< 0.14	< 0.14
1,2,4-Trimethylbenzene	96	480		< 0.14	< 0.14	< 0.14	< 0.14	< 0.14	< 0.14	< 0.14	< 0.14	< 0.14	< 0.36	< 0.060	< 0.060	< 0.060	< 0.060
1,2-Dibromoethane	0.005	0.05		< 0.36	< 0.36	< 0.36	< 0.36	< 0.36	< 0.36	< 0.36	< 0.36	< 0.36	< 0.39	< 0.13	< 0.13	< 0.13	< 0.13
1,2-Dichlorobenzene	60	600		< 0.27	< 0.27	< 0.27	< 0.27	< 0.27	< 0.27	< 0.27	< 0.27	< 0.27	< 0.33	< 0.076	< 0.076	< 0.076	< 0.076
1,2-Dichloropropane	0.5	5		< 0.2	< 0.2	< 0.2	< 0.2	< 0.2	< 0.2	< 0.20	< 0.20	< 0.20	< 0.43	< 0.10	< 0.10	< 0.10	< 0.10
1,2,3-Trichlorobenzene	NE	NE		< 0.24	< 0.24	< 0.24	< 0.24	< 0.24	< 0.24	< 0.24	< 0.24	< 0.24	< 0.46	0.18 J	< 0.045	< 0.045	< 0.045
1,2,4-Trichlorobenzene	14	70		< 0.31	< 0.31	< 0.31	< 0.31	< 0.31	< 0.31	< 0.31	< 0.31	< 0.31	< 0.34	0.13 J	< 0.077	< 0.077	< 0.077
1,3,5-Trimethylbenzene	96	480		< 0.18	< 0.18	< 0.18	< 0.18	< 0.18	< 0.18	< 0.18	< 0.18	< 0.18	< 0.25	< 0.075	< 0.075	< 0.075	< 0.075
2-Butanone	800	4000		NA	NA	NA	NA	NA	NA	NA	NA	NA	NA	< 3.0	< 3.0	< 3.0	< 3.0
2-Hexanone	NE	NE		NA	NA	NA	NA	NA	NA	NA	NA	NA	NA	< 0.95	< 0.95	< 0.95	< 0.95
Acetone	1800	9000		NA	NA	NA	NA	NA	NA	NA	NA	NA	NA	< 3.4	< 3.4	< 3.4	< 3.4
Benzene	0.5	5		< 0.074	0.28 J	< 0.074	< 0.074	< 0.074	< 0.074	< 0.074	< 0.074	< 0.074	< 0.15	< 0.089	< 0.089	< 0.089	0.19 J
Bromodichloromethane	0.06	0.6		< 0.17	< 0.17	< 0.17	< 0.17	< 0.17	< 0.17	< 0.17	< 0.17	< 0.17	< 0.37	< 0.077	< 0.077	< 0.077	< 0.077
Bromoform	0.44	4.4		< 0.28	< 0.28	< 0.28	< 0.28	< 0.28	< 0.28	< 0.28	< 0.28	< 0.28	< 0.48	< 0.088	< 0.088	< 0.088	< 0.088
Bromomethane	1	10		< 0.31	< 0.31	< 0.31 *	< 0.31	< 0.31	< 0.31	< 0.31	< 0.31	< 0.31 *	< 0.80	< 0.59	< 0.59	< 0.59	< 0.59
Carbon disulfide	200	1000		NA	NA	NA	NA	NA	NA	NA	NA	NA	NA	< 0.053	< 0.053	0.10 J	< 0.053
Carbon tetrachloride	0.5	5		< 0.26	< 0.26	< 0.26	< 0.26	< 0.26	< 0.26	< 0.26	< 0.26	< 0.26	< 0.38	< 0.038	< 0.038	< 0.038	< 0.038
Chloroform	0.6	6		< 0.2	< 0.2	< 0.2	< 0.2	< 0.2	< 0.2	< 0.20	< 0.20	< 0.20	< 0.37	< 0.062	< 0.062	< 0.062	< 0.062
Chloromethane	3	30		< 0.18	< 0.18	< 0.18	< 0.18	< 0.18	< 0.18	< 0.18	< 0.18	< 0.18	< 0.32	< 0.16	< 0.16	< 0.16	0.67 BJ
cis-1,2-Dichloroethene	7	70		3.1	12	12	1.6	2.1	4.5	< 0.12	< 0.12	< 0.12	< 0.41	0.19 J	< 0.11	< 0.11	< 0.11
Dichlorodifluoromethane	200	1000		< 0.2	< 0.2	< 0.2	< 0.2	< 0.2	< 0.2	< 0.20	< 0.20	< 0.20	< 0.54	< 0.11	< 0.11	0.11 J	< 0.11
Ethylbenzene	140	700		< 0.13	< 0.13	< 0.13	< 0.13	0.32 J	< 0.13	< 0.13	< 0.13	< 0.13	< 0.18	< 0.054	< 0.054	0.18 J	< 0.054
Isopropylbenzene	NE	NE		< 0.14	< 0.14	< 0.14	< 0.14	< 0.14	< 0.14	< 0.14	< 0.14	< 0.14	< 0.39	< 0.081	< 0.081	< 0.081	< 0.081
m,p-Xylene	400	2000		NA	NA	NA	NA	NA	NA	NA	NA	NA	NA	< 0.057	< 0.057	0.49 J	< 0.057
Methyl tert-butyl ether	12	60		< 0.24	< 0.24	< 0.24	< 0.24	< 0.24	< 0.24	< 0.24	< 0.24	< 0.24	< 0.39	< 0.14	< 0.14	< 0.14	< 0.14
Methylene chloride	0.5	5		< 0.68	< 0.68	< 0.68	< 0.68	< 0.68	< 0.68	< 0.68	< 0.68	< 0.68	< 1.6	0.16 J	< 0.14	< 0.14	< 0.14
Naphthalene	10	100		< 0.16	< 0.16	< 0.16	< 0.16	< 0.16	< 0.16	< 0.16	< 0.16	< 0.16	< 0.34	< 0.088	< 0.088	< 0.088	< 0.088
n-Butylbenzene	NE	NE		< 0.13	< 0.13	< 0.13	< 0.13	< 0.13	< 0.13	< 0.13	< 0.13	< 0.13	< 0.39	< 0.14	< 0.14	< 0.14	< 0.14
n-Hexane	120	600		NA	NA	NA	NA	NA	NA	NA	NA	NA	NA	< 0.21	< 0.21	< 0.21	< 0.21
n-Propylbenzene	NE	NE		< 0.13	< 0.13	< 0.13	< 0.13	< 0.13	< 0.13	< 0.13	< 0.13	< 0.13	< 0.41	< 0.10	< 0.10	< 0.10	< 0.10
o-Xylene	400	2000		NA	NA	NA	NA	NA	NA	NA	NA	NA	NA	< 0.058	< 0.058	0.24 J	< 0.058
p-Isopropyltoluene	NE	NE		< 0.17	< 0.17	< 0.17	< 0.17	< 0.17	< 0.17	< 0.17	< 0.17	< 0.17	< 0.36	< 0.085	< 0.085	< 0.085	< 0.085
sec-Butylbenzene	NE	NE		< 0.15	< 0.15	< 0.15	< 0.15	< 0.15	< 0.15	< 0.15	< 0.15	< 0.15	< 0.40	< 0.13	< 0.13	< 0.13	< 0.13
Styrene	10	100		< 0.1	< 0.1	< 0.1	< 0.1	< 0.1	< 0.1	< 0.10	< 0.10	< 0.10	< 0.39	< 0.065	< 0.065	< 0.065	< 0.065
tert-Butylbenzene	NE	NE		< 0.14	< 0.14	< 0.14	< 0.14	< 0.14	< 0.14	< 0.14	< 0.14	< 0.14	< 0.40	< 0.12	< 0.12	< 0.12	< 0.12
Tetrachloroethene	0.5	5		19	0.59 J	0.83 J	1.8	0.78 J	1.5	< 0.17	< 0.17	< 0.17	< 0.37	0.14 J	< 0.081	0.10 J	0.22 J
Toluene	160	800		< 0.11	< 0.11	< 0.11	0.29 J	0.53	0.20 J	< 0.11	< 0.11	< 0.11	< 0.15	0.080 J	< 0.053	< 0.053	0.15 J
trans-1,2-Dichloroethene	20	100		< 0.25	< 0.25	< 0.25	< 0.25	< 0.25	< 0.25	< 0.25	< 0.25	< 0.25	< 0.35	< 0.11	< 0.11	< 0.11	< 0.11
Trichloroethene	0.5	5		2.6	< 0.19	< 0.19	< 0.19	< 0.19	< 0.19	0.29 J	< 0.19	< 0.19	< 0.19	< 0.16	< 0.062	< 0.062	< 0.062
Vinyl chloride	0.02	0.2		< 0.1	< 0.1	< 0.1	< 0.1	< 0.1	< 0.1	< 0.10	< 0.10	< 0.10	< 0.20	< 0.16	< 0.16	< 0.16	< 0.16
Xylenes, Total	400	2000		< 0.068	< 0.068	< 0.068	< 0.068	0.68 J	< 0.068	< 0.068	< 0.068	< 0.068	0.25 J	< 0.058	< 0.058	0.73	< 0.058
Total PCBs																	
Aroclor-1016	0.003	0.03		NA	< 0.16	NA	NA	NA	NA	NA	NA	NA	NA	NA	NA	NA	NA
Aroclor-1232	0.003	0.03		NA	< 0.09	NA	NA	NA	NA	NA	NA	NA	NA	NA	NA	NA	NA
Aroclor-1242	0.003	0.03		NA	< 0.13	NA	NA	NA	NA	NA	NA	NA	NA	NA	NA	NA	NA
Total Detected PCBs	NE	NE		NA	ND	NA	NA	NA	NA	NA	NA	NA	NA	NA	NA	NA	NA
Dissolved PCBs																	
Aroclor-1016	0.003	0.03		NA	NA	NA	NA	NA	NA	NA	NA	NA	NA	NA	NA	NA	NA
Aroclor-1232	0.003	0.003		NA	NA	NA	NA	NA	NA	NA	NA	NA	NA	NA	NA	NA	NA
Aroclor-1242	0.003	0.003		NA	NA	NA	NA	NA	NA	NA	NA	NA	NA	NA	NA	NA	NA
Total Detected PCBs	NE	NE		NA	NA	NA	NA	NA	NA	NA	NA	NA	NA	NA	NA	NA	NA

Notes on Page 50.

Table 12
Groundwater Analytical Results Summary
Madison-Kipp Corporation
Madison, Wisconsin

WELL ID	SCREEN INTERVAL (feet bgs)	PREVENTIVE ACTION LIMIT	ENFORCEMENT STANDARD	MW-6S 31.4 - 41.4 ft 12/31/2009	MW-6S 31.4 - 41.4 ft 04/07/2010	MW-6S 31.4 - 41.4 ft 07/01/2010	MW-6S 31.4 - 41.4 ft 10/01/2010	MW-6S 31.4 - 41.4 ft 12/28/2010	MW-6S 31.4 - 41.4 ft 04/11/2012	MW-6S 31.4 - 41.4 ft 01/17/2013	MW-6S 31.4 - 41.4 ft 04/20/2013	MW-6S 31.4 - 41.4 ft 07/18/2013	MW-6S 31.4 - 41.4 ft 10/07/2013	MW-6S 31.4 - 41.4 ft 04/17/2014	MW-6S 31.4 - 41.4 ft 10/16/2014	MW-6S 31.4 - 41.4 ft 04/14/2015	MW-6S 31.4 - 41.4 ft 10/22/2015	MW-6S 31.4 - 41.4 ft 10/12/2016
VOCs																		
1,1,1,2-Tetrachloroethane	7	70		< 0.25	< 0.25	< 0.25	< 0.25	< 0.25	< 0.31	< 0.25	< 0.25	< 0.25	< 0.25	< 0.25	< 0.25	< 0.25	< 0.46	< 0.11
1,1,1-Trichloroethane	40	200		< 0.5	< 0.5	< 0.5	< 0.5	< 0.5	< 0.26	< 0.2	< 0.2	< 0.2	< 0.2	< 0.20	< 0.20	< 0.20	< 0.38	< 0.10
1,1,2-Trichloroethane	0.5	5		< 0.25	< 0.25	< 0.25	< 0.25	< 0.25	< 0.3	< 0.28	< 0.28	< 0.28	< 0.28	< 0.28	< 0.28	< 0.28	< 0.35	< 0.10
1,1-Dichloroethene	0.7	7		< 0.5	< 0.5	< 0.5	< 0.5	< 0.5	< 0.29	< 0.31	< 0.31	< 0.31	< 0.31	< 0.31	< 0.31	< 0.31	< 0.39	< 0.14
1,2,4-Trimethylbenzene	96	480		4.3	3.3	1.3	2.2	3.2	4.8	12	0.92 J	< 0.14	1.4	2.0	0.96 J	1.4	1.3	0.83
1,2-Dibromoethane	0.005	0.05		< 0.2	< 0.2	< 0.2	< 0.2	< 0.2	< 0.45	< 0.36	< 0.36	< 0.36	< 0.36	< 0.36	< 0.36	< 0.36	< 0.39	< 0.13
1,2-Dichlorobenzene	60	600		< 0.2	< 0.2	< 0.2	< 0.2	< 0.2	< 0.21	< 0.27	< 0.27	< 0.27	< 0.27	< 0.27	< 0.27	< 0.27	< 0.33	< 0.076
1,2-Dichloropropane	0.5	5		< 0.5	< 0.5	< 0.5	< 0.5	< 0.5	< 0.36	< 0.2	< 0.2	< 0.2	< 0.2	< 0.20	< 0.20	< 0.20	< 0.43	< 0.10
1,2,3-Trichlorobenzene	NE	NE		< 0.25	< 0.25	< 0.25	< 0.25	< 0.25	< 0.36	< 0.24	< 0.24	< 0.24	< 0.24	< 0.24	< 0.24	< 0.24	< 0.46	< 0.045
1,2,4-Trichlorobenzene	14	70		< 0.25	< 0.25	< 0.25	< 0.25	< 0.25	< 0.22	< 0.31	< 0.31	< 0.31	< 0.31	< 0.31	< 0.31	< 0.31	< 0.34	< 0.077
1,3,5-Trimethylbenzene	96	480		0.92	7.3	0.27	4.6	0.39	3.4	4.6	< 0.18	< 0.18	< 0.18	0.73 J	< 0.18	1.1	1.7	0.45 J
2-Butanone	800	4000		NA	NA	NA	NA	NA	NA	NA	NA	NA	NA	NA	NA	NA	NA	< 3.0
2-Hexanone	NE	NE		NA	NA	NA	NA	NA	NA	NA	NA	NA	NA	NA	NA	NA	NA	< 0.95
Acetone	1800	9000		NA	NA	NA	NA	NA	NA	NA	NA	NA	NA	NA	NA	NA	NA	< 3.4
Benzene	0.5	5		7.6	7.9	5	5.3	5	4.1	9.3	1.9	0.34 J	2.6	2.8	2.1	3.3	3.8	2.9
Bromodichloromethane	0.06	0.6		< 0.2	< 0.2	< 0.2	< 0.2	< 0.2	< 0.23	< 0.17	< 0.17	< 0.17	< 0.17	< 0.17	< 0.17	< 0.17	1.2	< 0.077
Bromoform	0.44	4.4		< 0.2	< 0.2	< 0.2	< 0.2	< 0.2	< 0.45	< 0.28	< 0.28	< 0.28	< 0.28	< 0.28	< 0.28	< 0.28	< 0.48	< 0.088
Bromomethane	1	10		< 0.5	< 0.5	< 0.5	< 0.5	< 0.5	< 0.49	< 0.31	< 0.31	< 0.31	< 0.31	< 0.31	< 0.31	< 0.31	< 0.80	< 0.59
Carbon disulfide	200	1000		NA	NA	NA	NA	NA	NA	NA	NA	NA	NA	NA	NA	NA	NA	< 0.053
Carbon tetrachloride	0.5	5		< 0.8	< 0.8	< 0.8	< 0.8	< 0.8	< 0.28	< 0.26	< 0.26	< 0.26	< 0.26	< 0.26	< 0.26	< 0.26	< 0.38	< 0.038
Chloroform	0.6	6		< 0.2	< 0.2	< 0.2	< 0.2	< 0.2	< 0.25	< 0.2	< 0.2	< 0.2	< 0.2	< 0.20	< 0.20	< 0.20	< 0.37	< 0.062
Chloromethane	3	30		< 0.3	< 0.3	< 0.3	< 0.3	< 0.3	< 0.24	< 0.18	< 0.18	< 0.18	< 0.18	< 0.18	< 0.18	< 0.18	< 0.32	0.62 BJ
cis-1,2-Dichloroethene	7	70		< 0.5	< 0.5	< 0.5	< 0.5	< 0.5	< 0.22	< 0.12	< 0.12	< 0.12	< 0.12	< 0.12	< 0.12	< 0.12	< 0.41	< 0.11
Dichlorodifluoromethane	200	1000		< 0.5	< 0.5	< 0.5	< 0.5	< 0.5	< 0.26	< 0.2	< 0.2	< 0.2	< 0.2	< 0.20	< 0.20	< 0.20	< 0.54	< 0.11
Ethylbenzene	140	700		23	14	6.0	13	15	9.8	0.18 J	40	< 0.13	8.0	7.5	3.5	6.4	7.1	2.0
Isopropylbenzene	NE	NE		12	9.4	5.3	7.5	6.4	4.1	12	< 0.14	< 0.14	3.2	2.6	2.1	2.9	3.7	1.4
m,p-Xylene	400	2000		NA	NA	NA	NA	NA	NA	NA	NA	NA	NA	NA	NA	NA	NA	0.78 J
Methyl tert-butyl ether	12	60		< 0.5	< 0.5	< 0.5	< 0.5	< 0.5	< 0.28	< 0.24	< 0.24	< 0.24	< 0.24	< 0.24	< 0.24	< 0.24	< 0.39	< 0.14
Methylene chloride	0.5	5		< 1	< 1	< 1	< 1	< 1	8.3	< 0.68	< 0.68	< 0.68	< 0.68	< 0.68	< 0.68	< 0.68	9.4 cn	< 0.14
Naphthalene	10	100		26	14	6.4	10	16	19	43	< 0.16	< 0.16	3.8	4.2	1.9	6.6	9.8	2.0 J
n-Butylbenzene	NE	NE		1.6	1.6	0.92	1.2	0.86	< 0.21	< 0.13	< 0.13	< 0.13	< 0.13	< 0.13	< 0.13	< 0.13	< 0.39	< 0.14
n-Hexane	120	600		NA	NA	NA	NA	NA	NA	NA	NA	NA	NA	NA	NA	NA	NA	< 0.21
n-Propylbenzene	NE	NE		4.9	3.7	1.9	3.3	3.0	1.8	6.8	< 0.13	< 0.13	1.3	1.5	< 0.13	1.2	1.5	0.46 J
o-Xylene	400	2000		NA	NA	NA	NA	NA	NA	NA	NA	NA	NA	NA	NA	NA	NA	0.17 J
p-Isopropyltoluene	NE	NE		1.7	1.6	0.72	1.1	0.83	< 0.24	2.4	< 0.17	< 0.17	< 0.17	0.56 J	< 0.17	< 0.17	0.95 J	0.35 J
sec-Butylbenzene	NE	NE		1.9	1.8	1.5	1.5	1.0	0.56 J	1.8	< 0.15	< 0.15	< 0.15	0.82 J	< 0.15	< 0.15	0.86 J	0.38 J
Styrene	10	100		0.53	0.51	< 0.5	< 0.5	1.1	< 0.26	0.64 J	< 0.1	< 0.1	< 0.1	< 0.10	< 0.10	< 0.10	< 0.39	< 0.065
tert-Butylbenzene	NE	NE		0.27	0.31	0.22	0.24	< 0.2	< 0.24	< 0.14	< 0.14	< 0.14	< 0.14	< 0.14	< 0.14	< 0.14	< 0.40	< 0.12
Tetrachloroethene	0.5	5		< 0.5	< 0.5	< 0.5	< 0.5	< 0.5	< 0.22	< 0.17	0.53 J	< 0.17	< 0.17	0.66 J	< 0.17	< 0.17	< 0.37	0.6
Toluene	160	800		3.3	3.3	1.2	1.8	2.0	2.5	6.3	0.82	< 0.11	1.1	1.1	< 0.11	1.9	2.4	0.75
trans-1,2-Dichloroethene	20	100		< 0.5	< 0.5	< 0.5	< 0.5	< 0.5	< 0.27	< 0.25	< 0.25	< 0.25	< 0.25	< 0.25	< 0.25	< 0.25	< 0.35	< 0.11
Trichloroethene	0.5	5		< 0.2	< 0.2	< 0.2	< 0.2	< 0.2	< 0.18	< 0.19	< 0.19	< 0.19	< 0.19	< 0.19	< 0.19	< 0.19	< 0.16	< 0.062
Vinyl chloride	0.02	0.2		< 0.2	< 0.2	< 0.2	< 0.2	< 0.2	< 0.13	< 0.1	< 0.1	< 0.1	< 0.1	< 0.10	< 0.10	< 0.10	< 0.20	< 0.16
Xylenes, Total	400	2000		9.6	8.2	2.6	4.5	6.4	7.8	25	1.8	< 0.068	3.3	2.8	1.9	3.3	3.7	0.95
Total PCBs																		
Aroclor-1016	0.003	0.03		NA	NA	NA	NA	NA	NA	< 0.17	NA	NA	NA	NA	NA	NA	NA	NA
Aroclor-1232	0.003	0.03		NA	NA	NA	NA	NA	NA	< 0.094	NA	NA	NA	NA	NA	NA	NA	NA
Aroclor-1242	0.003	0.03		NA	NA	NA	NA	NA	NA	< 0.13	NA	NA	NA	NA	NA	NA	NA	NA
Total Detected PCBs	NE	NE		NA	NA	NA	NA	NA	NA	ND	NA	NA	NA	NA	NA	NA	NA	NA
Dissolved PCBs																		
Aroclor-1016	0.003	0.03		NA	NA	NA	NA	NA	NA	NA	NA	NA	NA	NA	NA	NA	NA	NA
Aroclor-1232	0.003	0.003		NA	NA	NA	NA	NA	NA	NA	NA	NA	NA	NA	NA	NA	NA	NA
Aroclor-1242	0.003	0.003		NA	NA	NA	NA	NA	NA	NA	NA	NA	NA	NA	NA	NA	NA	NA
Total Detected PCBs	NE	NE		NA	NA	NA	NA	NA	NA	NA	NA	NA	NA	NA	NA	NA	NA	NA

Notes on Page 50.

Table 12
Groundwater Analytical Results Summary
Madison-Kipp Corporation
Madison, Wisconsin

WELL ID	SCREEN INTERVAL (feet bgs)	PREVENTIVE ACTION LIMIT	ENFORCEMENT STANDARD	MW-6D 65.5 - 70.5 ft 12/31/2009	MW-6D 65.5 - 70.5 ft 04/07/2010	MW-6D 65.5 - 70.5 ft 07/01/2010	MW-6D 65.5 - 70.5 ft 10/01/2010	MW-6D 65.5 - 70.5 ft 12/28/2010	MW-6D 65.5 - 70.5 ft 03/31/2011	MW-6D 65.5 - 70.5 ft 04/12/2012	MW-6D 65.5 - 70.5 ft 01/16/2013	MW-6D ³ 65.5 - 70.5 ft 01/16/2013	MW-6D 65.5 - 70.5 ft 04/20/2013	MW-6D ³ 65.5 - 70.5 ft 04/20/2013	MW-6D 65.5 - 70.5 ft 07/18/2013	MW-6D ³ 65.5 - 70.5 ft 07/18/2013	MW-6D 65.5 - 70.5 ft 10/07/2013
VOCs																	
1,1,1,2-Tetrachloroethane	7	70		< 13	< 20	< 13	< 0.25	< 2.5	< 10	< 0.62	< 0.5	< 0.5	< 0.5	< 0.5	< 0.5	< 0.5	< 0.25
1,1,1-Trichloroethane	40	200		< 25	< 40	< 25	< 0.5	< 5	< 20	< 0.52	< 0.4	< 0.4	< 0.4	< 0.4	< 0.4	< 0.4	< 0.2
1,1,2-Trichloroethane	0.5	5		< 13	< 20	< 13	< 0.25	< 2.5	< 10	< 0.6	< 0.56	< 0.56	< 0.56	< 0.56	< 0.56	< 0.56	< 0.28
1,1-Dichloroethene	0.7	7		< 25	< 40	< 25	< 0.5	< 5	< 20	< 0.58	< 0.62	< 0.62	< 0.62	< 0.62	< 0.62	< 0.62	< 0.31
1,2,4-Trimethylbenzene	96	480		330	130	130	160	180	74	19	23	25	11	6.1	16	17	41
1,2-Dibromoethane	0.005	0.05		15	< 16	< 10	11	9.7	< 8	< 0.9	< 0.72	< 0.72	< 0.72	< 0.72	< 0.72	< 0.72	< 0.36
1,2-Dichlorobenzene	60	600		< 10	< 16	< 10	< 0.2	< 2	< 8	< 0.42	< 0.54	< 0.54	< 0.54	< 0.54	< 0.54	< 0.54	< 0.27
1,2-Dichloropropane	0.5	5		< 25	< 40	< 25	7.2	6	< 20	< 0.72	< 0.4	< 0.4	1.9 J	1.7 J	< 0.4	< 0.4	< 0.2
1,2,3-Trichlorobenzene	NE	NE		< 13	< 20	< 13	< 0.25	< 2.5	< 10	< 0.72	< 0.48	< 0.48	< 0.48	< 0.48	< 0.48	< 0.48	< 0.24
1,2,4-Trichlorobenzene	14	70		< 13	< 20	< 13	< 0.25	< 2.5	< 10	< 0.44	< 0.62	< 0.62	< 0.62	< 0.62	< 0.62	< 0.62	< 0.31
1,3,5-Trimethylbenzene	96	480		23	< 16	< 10	13	13	< 8	< 0.46	< 0.36	< 0.36	< 0.36	< 0.36	< 0.36	< 0.36	0.71 J
2-Butanone	800	4000		NA	NA	NA	NA	NA	NA	NA	NA	NA	NA	NA	NA	NA	NA
2-Hexanone	NE	NE		NA	NA	NA	NA	NA	NA	NA	NA	NA	NA	NA	NA	NA	NA
Acetone	1800	9000		NA	NA	NA	NA	NA	NA	NA	NA	NA	NA	NA	NA	NA	NA
Benzene	0.5	5		3900	3200	2900	< 0.2	2900	2100	1500	1300	1400	600	500	810	800	1000
Bromodichloromethane	0.06	0.6		< 10	< 16	< 10	< 0.2	< 2	< 8	< 0.46	< 0.34	< 0.34	< 0.34	< 0.34	< 0.34	< 0.34	< 0.17
Bromoform	0.44	4.4		< 10	< 16	< 10	< 0.2	< 2	< 8	< 0.9	< 0.56	< 0.56	< 0.56	< 0.56	< 0.56	< 0.56	< 0.28
Bromomethane	1	10		< 25	< 40	< 25	< 0.5	< 5	< 20	< 0.98	< 0.62	< 0.62	< 0.62	< 0.62	< 0.62	< 0.62	< 0.31
Carbon disulfide	200	1000		NA	NA	NA	NA	NA	NA	NA	NA	NA	NA	NA	NA	NA	NA
Carbon tetrachloride	0.5	5		< 40	< 64	< 40	< 0.8	< 8	< 32	< 0.56	< 0.52	< 0.52	< 0.52	< 0.52	< 0.52	< 0.52	< 0.26
Chloroform	0.6	6		< 10	< 16	< 10	< 0.2	< 2	< 8	3.6	< 0.4	< 0.4	< 0.4	< 0.4	< 0.4	< 0.4	< 0.2
Chloromethane	3	30		< 15	< 24	< 15	< 0.3	< 3	< 12	< 0.48	< 0.36	< 0.36	< 0.36	< 0.36	< 0.36	< 0.36	< 0.18
cis-1,2-Dichloroethene	7	70		< 25	< 40	< 25	1.4	< 5	< 20	< 0.44	< 0.24	< 0.24	< 0.24	< 0.24	< 0.24	< 0.24	0.89 J
Dichlorodifluoromethane	200	1000		< 25	< 40	< 25	< 0.5	< 5	< 20	< 0.52	< 0.4	< 0.4	< 0.4	< 0.4	< 0.4	< 0.4	< 0.2
Ethylbenzene	140	700		47	< 40	26	39	35	< 20	8.7	7.5	7.9	3.5	2.8	7.1	7.9	8.1
Isopropylbenzene	NE	NE		54	43	32	45	40	35	23	30	32	16	12	27	30	29
m,p-Xylene	400	2000		NA	NA	NA	NA	NA	NA	NA	NA	NA	NA	NA	NA	NA	NA
Methyl tert-butyl ether	12	60		< 25	< 40	< 25	< 0.5	< 5	< 20	< 0.56	< 0.48	< 0.48	< 0.48	< 0.48	< 0.48	< 0.48	< 0.24
Methylene chloride	0.5	5		< 50	< 80	< 50	< 1	< 10	< 40	< 1.3	< 1.4	< 1.4	< 1.4	< 1.4	< 1.4	< 1.4	< 0.68
Naphthalene	10	100		380	280	370	370	360	190	110	54	58	3.9	2.8	50	64	72
n-Butylbenzene	NE	NE		12	< 16	< 10	10	7.9	< 8	< 0.42	< 0.26	< 0.26	< 0.26	< 0.26	5.0	6.3	< 0.13
n-Hexane	120	600		NA	NA	NA	NA	NA	NA	NA	NA	NA	NA	NA	NA	NA	NA
n-Propylbenzene	NE	NE		49	< 40	27	36	31	21	11	13	14	5.4	3.6	12	13	14
o-Xylene	400	2000		NA	NA	NA	NA	NA	NA	NA	NA	NA	NA	NA	NA	NA	NA
p-Isopropyltoluene	NE	NE		< 10	< 16	< 10	6.5	5.1	< 8	2.6	3.8	3.9	1.7 J	1.2 J	3.2	3.6	3.4
sec-Butylbenzene	NE	NE		< 13	< 20	< 13	4.7	4.2	< 10	2.2	3.4	3.8	2.0	1.3 J	3.2	3.6	3.2
Styrene	10	100		< 25	< 40	< 25	3.5	12	< 20	< 0.52	< 0.2	< 0.2	< 0.2	< 0.2	< 0.2	< 0.2	1.0
tert-Butylbenzene	NE	NE		< 10	< 16	< 10	< 0.2	< 2	< 8	< 0.48	< 0.28	< 0.28	< 0.28	< 0.28	< 0.28	< 0.28	< 0.14
Tetrachloroethene	0.5	5		36	45	27	30	26	28	20	25	26	22	17	23	25	17
Toluene	160	800		130	100	88	120	120	58	36	30	31	9.4	7.8	24	27	38
trans-1,2-Dichloroethene	20	100		< 25	< 40	< 25	< 0.5	< 5	< 20	< 0.54	< 0.5	< 0.5	< 0.5	< 0.5	< 0.5	< 0.5	< 0.25
Trichloroethene	0.5	5		< 10	< 16	< 10	4.5	4.5	< 8	3.9	11	11	13	11	12	< 0.38	18
Vinyl chloride	0.02	0.2		< 10	< 16	< 10	< 0.2	< 2	< 8	< 0.26	< 0.2	< 0.2	< 0.2	< 0.2	< 0.2	< 0.2	< 0.1
Xylenes, Total	400	2000		630	320	250	450	400	130	40	40	41	12	8.3	34	39	63
Total PCBs																	
Aroclor-1016	0.003	0.03		NA	NA	NA	NA	NA	NA	NA	< 0.17	NA	NA	NA	NA	NA	NA
Aroclor-1232	0.003	0.03		NA	NA	NA	NA	NA	NA	NA	< 0.094	NA	NA	NA	NA	NA	NA
Aroclor-1242	0.003	0.03		NA	NA	NA	NA	NA	NA	NA	< 0.13	NA	NA	NA	NA	NA	NA
Total Detected PCBs	NE	NE		NA	NA	NA	NA	NA	NA	NA	ND	NA	NA	NA	NA	NA	NA
Dissolved PCBs																	
Aroclor-1016	0.003	0.03		NA	NA	NA	NA	NA	NA	NA	NA	NA	NA	NA	NA	NA	NA
Aroclor-1232	0.003	0.003		NA	NA	NA	NA	NA	NA	NA	NA	NA	NA	NA	NA	NA	NA
Aroclor-1242	0.003	0.003		NA	NA	NA	NA	NA	NA	NA	NA	NA	NA	NA	NA	NA	NA
Total Detected PCBs	NE	NE		NA	NA	NA	NA	NA	NA	NA	NA	NA	NA	NA	NA	NA	NA

Notes on Page 50.

Table 12
Groundwater Analytical Results Summary
Madison-Kipp Corporation
Madison, Wisconsin

WELL ID	SCREEN INTERVAL (feet bgs)	PREVENTIVE ACTION LIMIT	ENFORCEMENT STANDARD	MW-6D ³ 65.5 - 70.5 ft 10/07/2013	MW-6D 65.5 - 70.5 ft 04/17/2014	MW-6D ³ 65.5 - 70.5 ft 04/17/2014	MW-6D 65.5 - 70.5 ft 10/16/2014	MW-6D ³ 65.5 - 70.5 ft 10/16/2014	MW-6D 65.5 - 70.5 ft 04/14/2015	MW-6D ³ 65.5 - 70.5 ft 04/14/2015	MW-6D 65.5 - 70.5 ft 10/22/2015	MW-6D ³ 65.5 - 70.5 ft 10/22/2015	MW-6D 65.5 - 70.5 ft 01/22/2016	MW-6D 65.5 - 70.5 ft 04/20/2016	MW-6D 65.5 - 70.5 ft 07/19/2016	MW-6D 65.5 - 70.5 ft 10/12/2016	MW-6D ³ 65.5 - 70.5 ft 10/12/2016
VOCs																	
1,1,1,2-Tetrachloroethane	7	70		< 0.25	< 0.50	< 0.50	< 0.50	< 0.50	< 0.50	< 0.50	< 0.46	< 0.92	< 2.2	< 5.5	< 1.1	< 5.5	< 5.5
1,1,1-Trichloroethane	40	200		< 0.2	< 0.40	< 0.40	< 0.40	< 0.40	< 0.40	< 0.40	< 0.38	< 0.76	< 2.0	< 5.0	< 1.0	< 5.0	< 5.0
1,1,2-Trichloroethane	0.5	5		< 0.28	< 0.56	< 0.56	< 0.56	< 0.56	< 0.56	< 0.56	< 0.35	< 0.70	< 2.0	< 5.0	< 1.0	< 5.0	< 5.0
1,1-Dichloroethene	0.7	7		< 0.31	< 0.62	< 0.62	< 0.62	< 0.62	< 0.62	< 0.62	< 0.39	< 0.78	< 2.8	< 7.0	< 1.4	< 7.0	< 7.0
1,2,4-Trimethylbenzene	96	480		38	9.7	8.9	13	13	4.0	4.2	6.9	6.6	9.0 J	15 J	57	100	110
1,2-Dibromoethane	0.005	0.05		< 0.36	< 0.72	< 0.72	< 0.72	< 0.72	< 0.72	< 0.72	< 0.39	< 0.77	< 2.6	< 6.5	< 1.3	< 6.5	< 6.5
1,2-Dichlorobenzene	60	600		< 0.27	< 0.54	< 0.54	< 0.54	< 0.54	< 0.54	< 0.54	< 0.33	< 0.67	< 1.5	< 3.8	< 0.76	< 3.8	< 3.8
1,2-Dichloropropane	0.5	5		< 0.2	< 0.40	2.3	2.4	< 0.40	2.2	< 0.40	< 0.43	< 0.86	< 2.0	< 5.0	< 1.0	< 5.0	< 5.0
1,2,3-Trichlorobenzene	NE	NE		< 0.24	< 0.48	< 0.48	< 0.48	< 0.48	< 0.48	< 0.48	< 0.46	< 0.92	< 0.90	< 2.3	< 0.45	< 2.3	< 2.3
1,2,4-Trichlorobenzene	14	70		< 0.31	< 0.62	< 0.62	< 0.62	< 0.62	< 0.62	< 0.62	< 0.34	< 0.68	< 1.5	< 3.9	< 0.77	< 3.9	< 3.9
1,3,5-Trimethylbenzene	96	480		< 0.18	< 0.36	< 0.36	< 0.36	< 0.36	< 0.36	< 0.36	< 0.25	< 0.51	< 1.5	< 3.8	< 0.75	< 3.8	< 3.8
2-Butanone	800	4000		NA	NA	NA	NA	NA	NA	NA	NA	NA	< 60	< 150	< 30	< 150	< 150
2-Hexanone	NE	NE		NA	NA	NA	NA	NA	NA	NA	NA	NA	< 19	< 48	< 9.5	< 48	< 48
Acetone	1800	9000		NA	NA	NA	NA	NA	NA	NA	NA	NA	< 68	< 170	< 34	< 170	< 170
Benzene	0.5	5		840	650	710	990	980	790	700	660	560	610	810	1400	1600	1700
Bromodichloromethane	0.06	0.6		< 0.17	< 0.34	< 0.34	< 0.34	< 0.34	< 0.34	< 0.34	< 0.37	< 0.74	< 1.5	< 3.9	< 0.77	< 3.9	< 3.9
Bromoform	0.44	4.4		< 0.28	< 0.56	< 0.56	< 0.56	< 0.56	< 0.56	< 0.56	< 0.48	< 0.97	< 1.8	< 4.4	< 0.88	< 4.4	< 4.4
Bromomethane	1	10		< 0.31	< 0.62	< 0.62	< 0.62	< 0.62	< 0.62	< 0.62	< 0.80	< 1.6	< 12	< 30	< 5.9	< 30	< 30
Carbon disulfide	200	1000		NA	NA	NA	NA	NA	NA	NA	NA	NA	< 1.1	< 2.7	< 0.53	8.5 J	< 2.7
Carbon tetrachloride	0.5	5		< 0.26	< 0.52	< 0.52	< 0.52	< 0.52	< 0.52	< 0.52	< 0.38	< 0.77	< 0.76	< 1.9	< 0.38	< 1.9	< 1.9
Chloroform	0.6	6		< 0.2	< 0.40	< 0.40	< 0.40	< 0.40	< 0.40	< 0.40	< 0.37	< 0.74	< 1.2	5.5 BJ	< 0.62	< 3.1	< 3.1
Chloromethane	3	30		< 0.18	< 0.36	< 0.36	< 0.36	< 0.36	< 0.36	< 0.36	< 0.32	< 0.64	< 3.2	< 8.0	< 1.6	45 BJ	47 J
cis-1,2-Dichloroethene	7	70		< 0.12	2.8	2.5	2.4	2.2	2.9	3.4	3.1	3.2	3.6 J	< 5.5	3.8 J	< 5.5	< 5.5
Dichlorodifluoromethane	200	1000		< 0.2	< 0.40	< 0.40	< 0.40	< 0.40	< 0.40	< 0.40	< 0.54	< 1.1	< 2.2	< 5.5	< 1.1	< 5.5	< 5.5
Ethylbenzene	140	700		7.5	6.7	6.3	8.0	7.2	3.3	4.7	4.5	4.0 J	6.0 J	11	18 J	20 J	20 J
Isopropylbenzene	NE	NE		27	22	21	24	20	13	13	17	16	5.8 J	22 J	31	31	28
m,p-Xylene	400	2000		NA	NA	NA	NA	NA	NA	NA	NA	NA	8.2 J	22 J	98	140	130
Methyl tert-butyl ether	12	60		< 0.24	< 0.48	< 0.48	< 0.48	< 0.48	< 0.48	< 0.48	< 0.39	< 0.79	< 2.8	< 7.0	< 1.4	< 7.0	< 7.0
Methylene chloride	0.5	5		< 0.68	< 1.4	< 1.4	76	61	< 1.4	< 1.4	< 1.6	< 3.3	< 2.8	< 7.0	51	< 7.0	< 7.0
Naphthalene	10	100		71	12	10	18	15	< 0.32	< 0.32	2.9	2.6	< 1.8	7.0 BJ	67	110 J	110 J
n-Butylbenzene	NE	NE		4.3	< 0.26	< 0.26	< 0.26	< 0.26	< 0.26	< 0.26	< 0.39	< 0.78	< 2.8	< 7.0	5.5	< 7.0	< 7.0
n-Hexane	120	600		NA	NA	NA	NA	NA	NA	NA	NA	NA	< 4.2	< 11	< 2.1	< 11	< 11
n-Propylbenzene	NE	NE		13	9.2	8.6	7.9	7.5	3.8	4.0	5.5	5.5	2.6 J	10 J	17	20 J	19 J
o-Xylene	400	2000		NA	NA	NA	NA	NA	NA	NA	NA	NA	2.6 J	< 2.9	5.3	8.0 J	6.5 J
p-Isopropyltoluene	NE	NE		< 0.17	2.7	2.5	2.5	2.2	< 0.34	< 0.34	< 0.36	< 0.72	< 1.7	< 4.3	3.6 J	< 4.3	< 4.3
sec-Butylbenzene	NE	NE		3.0	3.0	2.8	2.8	2.3	< 0.30	< 0.30	2.3	2.3	< 2.6	< 6.5	3.4 J	< 6.5	< 6.5
Styrene	10	100		< 0.1	< 0.20	< 0.20	< 0.20	< 0.20	< 0.20	< 0.20	< 0.39	< 0.77	< 1.3	< 3.3	1.7 J	< 3.3	< 3.3
tert-Butylbenzene	NE	NE		< 0.14	< 0.28	< 0.28	< 0.28	< 0.28	< 0.28	< 0.28	< 0.40	< 0.80	< 2.4	< 6.0	< 1.2	< 6.0	< 6.0
Tetrachloroethene	0.5	5		16	10	8.9	4	3.1	< 0.34	< 0.34	0.97 J	1.6 J	1.8 J	< 4.1	2.7 J	7.0 J	9.0 J
Toluene	160	800		35	25	24	26	27	17	17	22	22	13	23 J	65	90	95
trans-1,2-Dichloroethene	20	100		< 0.25	< 0.50	< 0.50	< 0.50	< 0.50	< 0.50	< 0.50	< 0.35	< 0.70	< 2.2	< 5.5	< 1.1	< 5.5	< 5.5
Trichloroethene	0.5	5		17	24	23	31	28	21	22	19	18	8.4 J	24 J	25	24 J	22 J
Vinyl chloride	0.02	0.2		< 0.1	< 0.20	< 0.20	< 0.20	< 0.20	< 0.20	< 0.20	< 0.20	< 0.41	< 3.2	< 8.0	< 1.6	< 8.0	< 8.0
Xylenes, Total	400	2000		58	16	15	25	24	8.6	9.1	16	16	10.8	22	103.3	148	136.5
Total PCBs																	
Aroclor-1016	0.003	0.03		NA	NA	NA	NA	NA	NA	NA	NA	NA	NA	NA	NA	NA	NA
Aroclor-1232	0.003	0.03		NA	NA	NA	NA	NA	NA	NA	NA	NA	NA	NA	NA	NA	NA
Aroclor-1242	0.003	0.03		NA	NA	NA	NA	NA	NA	NA	NA	NA	NA	NA	NA	NA	NA
Total Detected PCBs	NE	NE		NA	NA	NA	NA	NA	NA	NA	NA	NA	NA	NA	NA	NA	NA
Dissolved PCBs																	
Aroclor-1016	0.003	0.03		NA	NA	NA	NA	NA	NA	NA	NA	NA	NA	NA	NA	NA	NA
Aroclor-1232	0.003	0.003		NA	NA	NA	NA	NA	NA	NA	NA	NA	NA	NA	NA	NA	NA
Aroclor-1242	0.003	0.003		NA	NA	NA	NA	NA	NA	NA	NA	NA	NA	NA	NA	NA	NA
Total Detected PCBs	NE	NE		NA	NA	NA	NA	NA	NA	NA	NA	NA	NA	NA	NA	NA	NA

Notes on Page 50.

Table 12
Groundwater Analytical Results Summary
Madison-Kipp Corporation
Madison, Wisconsin

WELL ID	SCREEN INTERVAL (feet bgs)	PREVENTIVE ACTION LIMIT	ENFORCEMENT STANDARD	MW-7	MW-7	MW-7	MW-7	MW-7	MW-7	MW-8	MW-8	MW-8	MW-8	MW-8	MW-8
				24 - 35 ft	24 - 35 ft	24 - 35 ft	24 - 35 ft	24 - 35 ft	24 - 35 ft	24 - 34 ft	24 - 34 ft	24 - 34 ft	24 - 34 ft	24 - 34 ft	24 - 34 ft
SAMPLE DATE				08/26/2011	04/10/2012	01/14/2013	04/16/2013	07/17/2013	10/03/2013	08/26/2011	04/10/2012	01/15/2013	04/16/2013	07/17/2013	10/03/2013
VOCs															
1,1,1,2-Tetrachloroethane	7	70		< 0.25	< 0.31	< 0.25	< 0.25	< 0.25	< 0.25	< 0.25	< 0.31	< 0.25	< 0.25	< 0.25	< 0.25
1,1,1-Trichloroethane	40	200		< 0.5	< 0.26	< 0.2	< 0.2	< 0.2	< 0.2	< 0.5	< 0.26	< 0.2	< 0.2	< 0.2	< 0.2
1,1,2-Trichloroethane	0.5	5		< 0.25	< 0.3	< 0.28	< 0.28	< 0.28	< 0.28	< 0.25	< 0.3	< 0.28	< 0.28	< 0.28	< 0.28
1,1-Dichloroethene	0.7	7		< 0.5	< 0.29	< 0.31	< 0.31	< 0.31	< 0.31	< 0.5	< 0.29	< 0.31	< 0.31	< 0.31	< 0.31
1,2,4-Trimethylbenzene	96	480		< 0.2	< 0.22	< 0.14	< 0.14	< 0.14	< 0.14	< 0.2	< 0.22	< 0.14	< 0.14	< 0.14	< 0.14
1,2-Dibromoethane	0.005	0.05		< 0.2	< 0.45	< 0.36	< 0.36	< 0.36	< 0.36	< 0.2	< 0.45	< 0.36	< 0.36	< 0.36	< 0.36
1,2-Dichlorobenzene	60	600		< 0.2	< 0.21	< 0.27	< 0.27	< 0.27	< 0.27	< 0.2	< 0.21	< 0.27	< 0.27	< 0.27	< 0.27
1,2-Dichloropropane	0.5	5		< 0.5	< 0.36	< 0.2	< 0.2	< 0.2	< 0.2	< 0.5	< 0.36	< 0.2	< 0.2	< 0.2	< 0.2
1,2,3-Trichlorobenzene	NE	NE		< 0.25	< 0.36	< 0.24	< 0.24	< 0.24	< 0.24	< 0.25	< 0.36	< 0.24	< 0.24	< 0.24	< 0.24
1,2,4-Trichlorobenzene	14	70		< 0.25	< 0.22	< 0.31	< 0.31	< 0.31	< 0.31	< 0.25	< 0.22	< 0.31	< 0.31	< 0.31	< 0.31
1,3,5-Trimethylbenzene	96	480		< 0.2	< 0.23	< 0.18	< 0.18	< 0.18	< 0.18	< 0.2	< 0.23	< 0.18	< 0.18	< 0.18	< 0.18
2-Butanone	800	4000		NA	NA	NA	NA	NA	NA	NA	NA	NA	NA	NA	NA
2-Hexanone	NE	NE		NA	NA	NA	NA	NA	NA	NA	NA	NA	NA	NA	NA
Acetone	1800	9000		NA	NA	NA	NA	NA	NA	NA	NA	NA	NA	NA	NA
Benzene	0.5	5		< 0.2	< 0.12	< 0.074	< 0.074	< 0.074	< 0.074	< 0.2	< 0.12	< 0.074	< 0.074	< 0.074	< 0.074
Bromodichloromethane	0.06	0.6		< 0.2	< 0.23	< 0.17	< 0.17	< 0.17	< 0.17	< 0.2	< 0.23	< 0.17	< 0.17	< 0.17	< 0.17
Bromoform	0.44	4.4		< 0.2	< 0.45	< 0.28	< 0.28	< 0.28	< 0.28	< 0.2	< 0.45	< 0.28	< 0.28	< 0.28	< 0.28
Bromomethane	1	10		< 0.5	< 0.49	< 0.31	< 0.31	< 0.31	< 0.31	< 0.5	< 0.49	< 0.31	< 0.31	< 0.31	< 0.31
Carbon disulfide	200	1000		NA	NA	NA	NA	NA	NA	NA	NA	NA	NA	NA	NA
Carbon tetrachloride	0.5	5		< 0.8	< 0.28	< 0.26	< 0.26	< 0.26	< 0.26	< 0.8	< 0.28	< 0.26	< 0.26	< 0.26	< 0.26
Chloroform	0.6	6		< 0.2	< 0.25	< 0.2	< 0.2	< 0.2	< 0.2	< 0.2	< 0.25	< 0.2	< 0.2	< 0.2	< 0.2
Chloromethane	3	30		< 0.3	< 0.24	< 0.18	< 0.18	< 0.18	< 0.18	< 0.3	< 0.24	< 0.18	< 0.18	< 0.18	< 0.18
cis-1,2-Dichloroethene	7	70		< 0.5	< 0.22	< 0.12	< 0.12	< 0.12	< 0.12	< 0.5	< 0.22	< 0.12	< 0.12	< 0.12	< 0.12
Dichlorodifluoromethane	200	1000		< 0.5	< 0.26	< 0.2	< 0.2	< 0.2	< 0.2	< 0.5	< 0.26	< 0.2	< 0.2	< 0.2	< 0.2
Ethylbenzene	140	700		< 0.5	< 0.14	< 0.13	< 0.13	< 0.13	< 0.13	< 0.5	< 0.14	< 0.13	< 0.13	< 0.13	< 0.13
Isopropylbenzene	NE	NE		< 0.2	< 0.21	< 0.14	< 0.14	< 0.14	< 0.14	< 0.2	< 0.21	< 0.14	< 0.14	< 0.14	< 0.14
m,p-Xylene	400	2000		NA	NA	NA	NA	NA	NA	NA	NA	NA	NA	NA	NA
Methyl tert-butyl ether	12	60		< 0.5	< 0.28	< 0.24	< 0.24	< 0.24	< 0.24	< 0.5	< 0.28	< 0.24	< 0.24	< 0.24	< 0.24
Methylene chloride	0.5	5		< 1	< 0.63	< 0.68	< 0.68	< 0.68	< 0.68	< 1	< 0.63	< 0.68	< 0.68	< 0.68	< 0.68
Naphthalene	10	100		< 0.25	< 0.24	< 0.16	< 0.16	< 0.16	< 0.16	< 0.25	< 0.24	< 0.16	< 0.16	< 0.16	< 0.16
n-Butylbenzene	NE	NE		< 0.2	< 0.21	< 0.13	< 0.13	< 0.13	< 0.13	< 0.2	< 0.21	< 0.13	< 0.13	< 0.13	< 0.13
n-Hexane	120	600		NA	NA	NA	NA	NA	NA	NA	NA	NA	NA	NA	NA
n-Propylbenzene	NE	NE		< 0.5	< 0.19	< 0.13	< 0.13	< 0.13	< 0.13	< 0.5	< 0.19	< 0.13	< 0.13	< 0.13	< 0.13
o-Xylene	400	2000		NA	NA	NA	NA	NA	NA	NA	NA	NA	NA	NA	NA
p-Isopropyltoluene	NE	NE		< 0.2	< 0.24	< 0.17	< 0.17	< 0.17	< 0.17	< 0.2	< 0.24	< 0.17	< 0.17	< 0.17	< 0.17
sec-Butylbenzene	NE	NE		< 0.25	< 0.19	< 0.15	< 0.15	< 0.15	< 0.15	< 0.25	< 0.19	< 0.15	< 0.15	< 0.15	< 0.15
Styrene	10	100		< 0.5	< 0.26	< 0.1	< 0.1	< 0.1	< 0.1	< 0.5	< 0.26	< 0.1	< 0.1	< 0.1	< 0.1
tert-Butylbenzene	NE	NE		< 0.2	< 0.24	< 0.14	< 0.14	< 0.14	< 0.14	< 0.2	< 0.24	< 0.14	< 0.14	< 0.14	< 0.14
Tetrachloroethene	0.5	5		< 0.5	< 0.22	< 0.17	< 0.17	< 0.17	< 0.17	< 0.5	< 0.22	< 0.17	< 0.17	< 0.17	< 0.17
Toluene	160	800		< 0.5	< 0.15	< 0.11	< 0.11	< 0.11	< 0.11	< 0.5	< 0.15	< 0.11	< 0.11	< 0.11	< 0.11
trans-1,2-Dichloroethene	20	100		< 0.5	< 0.27	< 0.25	< 0.25	< 0.25	< 0.25	< 0.5	< 0.27	< 0.25	< 0.25	< 0.25	< 0.25
Trichloroethene	0.5	5		< 0.2	< 0.18	< 0.19	< 0.19	< 0.19	< 0.19	< 0.2	< 0.18	< 0.19	< 0.19	< 0.19	< 0.19
Vinyl chloride	0.02	0.2		< 0.2	< 0.13	< 0.1	< 0.1	< 0.1	< 0.1	< 0.2	< 0.13	< 0.1	< 0.1	< 0.1	< 0.1
Xylenes, Total	400	2000		< 0.5	< 0.3	< 0.068	< 0.068	< 0.068	< 0.068	< 0.5	< 0.3	< 0.068	< 0.068	< 0.068	< 0.068
Total PCBs															
Aroclor-1016	0.003	0.03		NA	NA	NA	NA	NA	NA	NA	NA	NA	NA	NA	NA
Aroclor-1232	0.003	0.03		NA	NA	NA	NA	NA	NA	NA	NA	NA	NA	NA	NA
Aroclor-1242	0.003	0.03		NA	NA	NA	NA	NA	NA	NA	NA	NA	NA	NA	NA
Total Detected PCBs	NE	NE		NA	NA	NA	NA	NA	NA	NA	NA	NA	NA	NA	NA
Dissolved PCBs															
Aroclor-1016	0.003	0.03		NA	NA	NA	NA	NA	NA	NA	NA	NA	NA	NA	NA
Aroclor-1232	0.003	0.003		NA	NA	NA	NA	NA	NA	NA	NA	NA	NA	NA	NA
Aroclor-1242	0.003	0.003		NA	NA	NA	NA	NA	NA	NA	NA	NA	NA	NA	NA
Total Detected PCBs	NE	NE		NA	NA	NA	NA	NA	NA	NA	NA	NA	NA	NA	NA

Notes on Page 50.

Table 12
Groundwater Analytical Results Summary
Madison-Kipp Corporation
Madison, Wisconsin

WELL ID	SCREEN INTERVAL (feet bgs)	PREVENTIVE ACTION	ENFORCEMENT STANDARD	MW-9D 44 - 49 ft 09/09/2011	MW-9D 44 - 49 ft 04/11/2012	MW-9D ³ 44 - 49 ft 04/11/2012	MW-9D 44 - 49 ft 01/15/2013	MW-9D 44 - 49 ft 04/18/2013	MW-9D 44 - 49 ft 07/18/2013	MW-9D 44 - 49 ft 10/04/2013	MW-9D 44 - 49 ft 04/16/2014	MW-9D 44 - 49 ft 10/14/2014	MW-9D 44 - 49 ft 04/09/2015	MW-9D 44 - 49 ft 10/20/2015	MW-9D 44 - 49 ft 10/13/2016
VOCs															
1,1,1,2-Tetrachloroethane	7	70		< 0.25	< 0.31	< 0.31	< 0.25	< 0.25	< 0.25	< 0.25	< 0.25	< 0.25	< 0.25	< 0.46	< 0.11
1,1,1-Trichloroethane	40	200		< 0.5	< 0.26	< 0.26	< 0.2	< 0.2	< 0.2	< 0.2	< 0.20	< 0.20	< 0.20	< 0.38	< 0.10
1,1,2-Trichloroethane	0.5	5		< 0.25	< 0.3	< 0.3	< 0.28	< 0.28	< 0.28	< 0.28	< 0.28	< 0.28	< 0.28	< 0.35	< 0.10
1,1-Dichloroethene	0.7	7		< 0.5	< 0.29	< 0.29	< 0.31	< 0.31	< 0.31	< 0.31	< 0.31	< 0.31	< 0.31	< 0.39	< 0.14
1,2,4-Trimethylbenzene	96	480		< 0.2	< 0.22	< 0.22	< 0.14	< 0.14	< 0.14	< 0.14	< 0.14	< 0.14	< 0.14	< 0.36	< 0.060
1,2-Dibromoethane	0.005	0.05		< 0.2	< 0.45	< 0.45	< 0.36	< 0.36	< 0.36	< 0.36	< 0.36	< 0.36	< 0.36	< 0.39	< 0.13
1,2-Dichlorobenzene	60	600		< 0.2	< 0.21	< 0.21	< 0.27	< 0.27	< 0.27	< 0.27	< 0.27	< 0.27	< 0.27	< 0.33	< 0.076
1,2-Dichloropropane	0.5	5		< 0.5	< 0.36	< 0.36	< 0.2	< 0.2	< 0.2	< 0.2	< 0.20	< 0.20	< 0.20	< 0.43	< 0.10
1,2,3-Trichlorobenzene	NE	NE		< 0.25	< 0.36	< 0.36	< 0.24	< 0.24	< 0.24	< 0.24	< 0.24	< 0.24	< 0.24	< 0.46	< 0.045
1,2,4-Trichlorobenzene	14	70		< 0.25	< 0.22	< 0.22	< 0.31	< 0.31	< 0.31	< 0.31	< 0.31	< 0.31	< 0.31	< 0.34	< 0.077
1,3,5-Trimethylbenzene	96	480		< 0.2	< 0.23	< 0.23	< 0.18	< 0.18	< 0.18	< 0.18	< 0.18	< 0.18	< 0.18	< 0.25	< 0.075
2-Butanone	800	4000		NA	NA	NA	NA	NA	NA	NA	NA	NA	NA	NA	< 3.0
2-Hexanone	NE	NE		NA	NA	NA	NA	NA	NA	NA	NA	NA	NA	NA	< 0.95
Acetone	1800	9000		NA	NA	NA	NA	NA	NA	NA	NA	NA	NA	NA	< 3.4
Benzene	0.5	5		< 0.2	< 0.12	< 0.12	< 0.074	< 0.074	< 0.074	< 0.074	< 0.074	< 0.074	< 0.074	< 0.15	< 0.089
Bromodichloromethane	0.06	0.6		< 0.2	< 0.23	< 0.23	< 0.17	< 0.17	< 0.17	< 0.17	< 0.17	< 0.17	< 0.17	< 0.37	< 0.077
Bromoform	0.44	4.4		< 0.2	< 0.45	< 0.45	< 0.28	< 0.28	< 0.28	< 0.28	< 0.28	< 0.28	< 0.28	< 0.48	< 0.088
Bromomethane	1	10		< 0.5	< 0.49	< 0.49	< 0.31	< 0.31	< 0.31	< 0.31	< 0.31	< 0.31 *	< 0.31	< 0.80	< 0.59
Carbon disulfide	200	1000		NA	NA	NA	NA	NA	NA	NA	NA	NA	NA	NA	0.16 J
Carbon tetrachloride	0.5	5		< 0.8	< 0.28	< 0.28	< 0.26	< 0.26	< 0.26	< 0.26	< 0.26	< 0.26	< 0.26	< 0.38	< 0.038
Chloroform	0.6	6		< 0.2	< 0.25	< 0.25	< 0.2	< 0.2	< 0.2	< 0.2	< 0.20	< 0.20	< 0.20	< 0.37	< 0.062
Chloromethane	3	30		< 0.3	< 0.24	< 0.24	< 0.18	< 0.18	< 0.18	< 0.18	< 0.18	< 0.18	< 0.18	< 0.32	0.63 BJ
cis-1,2-Dichloroethene	7	70		< 0.5	< 0.22	< 0.22	< 0.12	< 0.12	< 0.12	< 0.12	< 0.12	< 0.12	< 0.12	< 0.41	< 0.11
Dichlorodifluoromethane	200	1000		< 0.5	< 0.26	< 0.26	< 0.2	< 0.2	< 0.2	< 0.20	< 0.20	< 0.20	< 0.20	< 0.54	< 0.11
Ethylbenzene	140	700		< 0.5	< 0.14	< 0.14	< 0.13	< 0.13	< 0.13	< 0.13	< 0.13	< 0.13	< 0.13	< 0.18	< 0.054
Isopropylbenzene	NE	NE		< 0.2	< 0.21	< 0.21	< 0.14	< 0.14	< 0.14	< 0.14	< 0.14	< 0.14	< 0.14	< 0.39	< 0.081
m,p-Xylene	400	2000		NA	NA	NA	NA	NA	NA	NA	NA	NA	NA	NA	< 0.057
Methyl tert-butyl ether	12	60		< 0.5	< 0.28	< 0.28	< 0.24	< 0.24	< 0.24	< 0.24	< 0.24	< 0.24	< 0.24	< 0.39	< 0.14
Methylene chloride	0.5	5		< 1	9	< 0.63	< 0.68	< 0.68	< 0.68	< 0.68	< 0.68	< 0.68	< 0.68	< 1.6	< 0.14
Naphthalene	10	100		< 0.25	< 0.24	< 0.24	< 0.16	< 0.16	< 0.16	< 0.16	< 0.16	< 0.16	< 0.16	< 0.34	< 0.088
n-Butylbenzene	NE	NE		< 0.2	< 0.21	< 0.21	< 0.13	< 0.13	< 0.13	< 0.13	< 0.13	< 0.13	< 0.13	< 0.39	< 0.14
n-Hexane	120	600		NA	NA	NA	NA	NA	NA	NA	NA	NA	NA	NA	< 0.21
n-Propylbenzene	NE	NE		< 0.5	< 0.19	< 0.19	< 0.13	< 0.13	< 0.13	< 0.13	< 0.13	< 0.13	< 0.13	< 0.41	< 0.10
o-Xylene	400	2000		NA	NA	NA	NA	NA	NA	NA	NA	NA	NA	NA	< 0.058
p-Isopropyltoluene	NE	NE		< 0.2	< 0.24	< 0.24	< 0.17	< 0.17	< 0.17	< 0.17	< 0.17	< 0.17	< 0.17	< 0.36	< 0.085
sec-Butylbenzene	NE	NE		< 0.25	< 0.19	< 0.19	< 0.15	< 0.15	< 0.15	< 0.15	< 0.15	< 0.15	< 0.15	< 0.40	< 0.13
Styrene	10	100		< 0.5	< 0.26	< 0.26	< 0.1	< 0.1	< 0.1	< 0.1	< 0.10	< 0.10	< 0.10	< 0.39	< 0.065
tert-Butylbenzene	NE	NE		< 0.2	< 0.24	< 0.24	< 0.14	< 0.14	< 0.14	< 0.14	< 0.14	< 0.14	< 0.14	< 0.40	< 0.12
Tetrachloroethene	0.5	5		< 0.5	< 0.22	< 0.22	< 0.17	< 0.17	< 0.17	< 0.17	< 0.17	< 0.17	< 0.17	< 0.37	0.20 J
Toluene	160	800		< 0.5	< 0.15	< 0.15	< 0.11	< 0.11	< 0.11	< 0.11	< 0.11	< 0.11	< 0.11	< 0.15	< 0.053
trans-1,2-Dichloroethene	20	100		< 0.5	< 0.27	< 0.27	< 0.25	< 0.25	< 0.25	< 0.25	< 0.25	< 0.25	< 0.25	< 0.35	< 0.11
Trichloroethene	0.5	5		< 0.2	< 0.18	< 0.18	< 0.19	< 0.19	< 0.19	< 0.19	< 0.19	< 0.19	< 0.19	< 0.16	< 0.062
Vinyl chloride	0.02	0.2		< 0.2	< 0.13	< 0.13	< 0.1	< 0.1	< 0.1	< 0.1	< 0.10	< 0.10	< 0.10	< 0.20	< 0.16
Xylenes, Total	400	2000		< 0.5	< 0.3	< 0.3	< 0.068	< 0.068	< 0.068	< 0.068	< 0.068	< 0.068	< 0.068	< 0.22	< 0.058
Total PCBs															
Aroclor-1016	0.003	0.03		NA	NA	NA	NA	NA	NA	NA	NA	NA	NA	NA	NA
Aroclor-1232	0.003	0.03		NA	NA	NA	NA	NA	NA	NA	NA	NA	NA	NA	NA
Aroclor-1242	0.003	0.03		NA	NA	NA	NA	NA	NA	NA	NA	NA	NA	NA	NA
Total Detected PCBs	NE	NE		NA	NA	NA	NA	NA	NA	NA	NA	NA	NA	NA	NA
Dissolved PCBs															
Aroclor-1016	0.003	0.03		NA	NA	NA	NA	NA	NA	NA	NA	NA	NA	NA	NA
Aroclor-1232	0.003	0.003		NA	NA	NA	NA	NA	NA	NA	NA	NA	NA	NA	NA
Aroclor-1242	0.003	0.003		NA	NA	NA	NA	NA	NA	NA	NA	NA	NA	NA	NA
Total Detected PCBs	NE	NE		NA	NA	NA	NA	NA	NA	NA	NA	NA	NA	NA	NA

Notes on Page 50.

Table 12
Groundwater Analytical Results Summary
Madison-Kipp Corporation
Madison, Wisconsin

WELL ID	SCREEN INTERVAL (feet bgs)	PREVENTIVE ACTION LIMIT	ENFORCEMENT STANDARD	MW-9D2 64 - 69 ft 09/09/2011	MW-9D2 64 - 69 ft 04/11/2012	MW-9D2 64 - 69 ft 01/15/2013	MW-9D2 64 - 69 ft 04/18/2013	MW-9D2 64 - 69 ft 07/18/2013	MW-9D2 64 - 69 ft 10/04/2013	MW-9D2 64 - 69 ft 04/16/2014	MW-9D2 64 - 69 ft 10/14/2014	MW-9D2 64 - 69 ft 04/10/2015	MW-9D2 64 - 69 ft 10/20/2015	MW-9D2 64 - 69 ft 01/21/2016	MW-9D2 64 - 69 ft 04/20/2016	MW-9D2 64 - 69 ft 07/19/2016	MW-9D2 64 - 69 ft 10/13/2016
VOCs																	
1,1,1,2-Tetrachloroethane	7	70		< 0.25	< 0.31	< 0.25	< 0.25	< 0.25	< 0.25	< 0.25	< 0.25	< 0.25	< 0.46	< 0.11	< 0.11	< 0.11	< 0.11
1,1,1-Trichloroethane	40	200		< 0.5	< 0.26	< 0.2	< 0.2	< 0.2	< 0.2	< 0.20	< 0.20	< 0.20	< 0.38	< 0.10	< 0.10	< 0.10	< 0.10
1,1,2-Trichloroethane	0.5	5		< 0.25	< 0.3	< 0.28	< 0.28	< 0.28	< 0.28	< 0.28	< 0.28	< 0.28	< 0.35	< 0.10	< 0.10	< 0.10	< 0.10
1,1-Dichloroethene	0.7	7		< 0.5	< 0.29	< 0.31	< 0.31	< 0.31	< 0.31	< 0.31	< 0.31	< 0.31	< 0.39	< 0.14	< 0.14	< 0.14	< 0.14
1,2,4-Trimethylbenzene	96	480		< 0.2	< 0.22	< 0.14	< 0.14	< 0.14	< 0.14	< 0.14	< 0.14	< 0.14	< 0.36	< 0.060	< 0.060	< 0.060	< 0.060
1,2-Dibromoethane	0.005	0.05		< 0.2	< 0.45	< 0.36	< 0.36	< 0.36	< 0.36	< 0.36	< 0.36	< 0.36	< 0.39	< 0.13	< 0.13	< 0.13	< 0.13
1,2-Dichlorobenzene	60	600		< 0.2	< 0.21	< 0.27	< 0.27	< 0.27	< 0.27	< 0.27	< 0.27	< 0.27	< 0.33	< 0.076	< 0.076	< 0.076	< 0.076
1,2-Dichloropropane	0.5	5		< 0.5	< 0.36	< 0.2	< 0.2	< 0.2	< 0.2	< 0.20	< 0.20	< 0.20	< 0.43	< 0.10	< 0.10	< 0.10	< 0.10
1,2,3-Trichlorobenzene	NE	NE		< 0.25	< 0.36	< 0.24	< 0.24	< 0.24	< 0.24	< 0.24	< 0.24	< 0.24	< 0.46	< 0.045	< 0.045	< 0.045	< 0.045
1,2,4-Trichlorobenzene	14	70		< 0.25	< 0.22	< 0.31	< 0.31	< 0.31	< 0.31	< 0.31	< 0.31	< 0.31	< 0.34	< 0.077	< 0.077	< 0.077	< 0.077
1,3,5-Trimethylbenzene	96	480		< 0.2	< 0.23	< 0.18	< 0.18	< 0.18	< 0.18	< 0.18	< 0.18	< 0.18	< 0.25	< 0.075	< 0.075	< 0.075	< 0.075
2-Butanone	800	4000		NA	NA	NA	NA	NA	NA	NA	NA	NA	NA	< 3.0	< 3.0	< 3.0	< 3.0
2-Hexanone	NE	NE		NA	NA	NA	NA	NA	NA	NA	NA	NA	NA	< 0.95	< 0.95	< 0.95	< 0.95
Acetone	1800	9000		NA	NA	NA	NA	NA	NA	NA	NA	NA	NA	< 3.4	< 3.4	< 3.4	< 3.4
Benzene	0.5	5		< 0.2	< 0.12	< 0.074	< 0.074	< 0.074	< 0.074	< 0.074	< 0.074	< 0.074	< 0.15	0.11 J	< 0.089	< 0.089	< 0.089
Bromodichloromethane	0.06	0.6		< 0.2	< 0.23	< 0.17	< 0.17	< 0.17	< 0.17	< 0.17	< 0.17	< 0.17	< 0.37	< 0.077	< 0.077	< 0.077	< 0.077
Bromoform	0.44	4.4		< 0.2	< 0.45	< 0.28	< 0.28	< 0.28	< 0.28	< 0.28	< 0.28	< 0.28	< 0.48	< 0.088	< 0.088	< 0.088	< 0.088
Bromomethane	1	10		< 0.5	< 0.49	< 0.31	< 0.31	< 0.31	< 0.31	< 0.31	< 0.31 *	< 0.31	< 0.80	< 0.59	< 0.59	< 0.59	< 0.59
Carbon disulfide	200	1000		NA	NA	NA	NA	NA	NA	NA	NA	NA	NA	< 0.053	< 0.053	< 0.053	< 0.053
Carbon tetrachloride	0.5	5		< 0.8	< 0.28	< 0.26	< 0.26	< 0.26	< 0.26	< 0.26	< 0.26	< 0.26	< 0.38	< 0.038	< 0.038	< 0.038	< 0.038
Chloroform	0.6	6		< 0.2	< 0.25	< 0.2	< 0.2	< 0.2	< 0.2	< 0.20	< 0.2	< 0.20	< 0.37	< 0.062	< 0.062	< 0.062	< 0.062
Chloromethane	3	30		< 0.3	< 0.24	< 0.18	< 0.18	< 0.18	< 0.18	< 0.18	< 0.18	< 0.18	< 0.32	0.29 J	< 0.16	0.40 J	0.55 BJ
cis-1,2-Dichloroethene	7	70		12	11	14	16	16	18	19	24	26	32	3.9	34	31	35
Dichlorodifluoromethane	200	1000		< 0.5	< 0.26	< 0.2	< 0.2	< 0.2	< 0.2	< 0.20	< 0.20	< 0.20	< 0.54	< 0.11	0.36 J	0.48 J	0.46 J
Ethylbenzene	140	700		< 0.5	< 0.14	< 0.13	< 0.13	< 0.13	< 0.13	< 0.13	< 0.13	< 0.13	< 0.18	< 0.054	< 0.054	< 0.054	< 0.054
Isopropylbenzene	NE	NE		< 0.2	< 0.21	< 0.14	< 0.14	< 0.14	< 0.14	< 0.14	< 0.14	< 0.14	< 0.39	< 0.081	< 0.081	< 0.081	< 0.081
m,p-Xylene	400	2000		NA	NA	NA	NA	NA	NA	NA	NA	NA	NA	< 0.057	< 0.057	< 0.057	< 0.057
Methyl tert-butyl ether	12	60		7.4	9.3	20	10	12	15	9.6	12	17	24	18	21	28	29
Methylene chloride	0.5	5		< 1	8.8	< 0.68	< 0.68	< 0.68	< 0.68	< 0.68	< 0.68	< 0.68	< 1.6	0.17 J	< 0.14	< 0.14	< 0.14
Naphthalene	10	100		< 0.25	< 0.24	< 0.16	< 0.16	< 0.16	< 0.16	< 0.16	< 0.16	< 0.16	< 0.34	< 0.088	< 0.088	< 0.088	< 0.088
n-Butylbenzene	NE	NE		< 0.2	< 0.21	< 0.13	< 0.13	< 0.13	< 0.13	< 0.13	< 0.13	< 0.13	< 0.39	< 0.14	< 0.14	< 0.14	< 0.14
n-Hexane	120	600		NA	NA	NA	NA	NA	NA	NA	NA	NA	NA	< 0.21	< 0.21	< 0.21	< 0.21
n-Propylbenzene	NE	NE		< 0.5	< 0.19	< 0.13	< 0.13	< 0.13	< 0.13	< 0.13	< 0.13	< 0.13	< 0.41	< 0.10	< 0.10	< 0.10	< 0.10
o-Xylene	400	2000		NA	NA	NA	NA	NA	NA	NA	NA	NA	NA	< 0.058	< 0.058	< 0.058	< 0.058
p-Isopropyltoluene	NE	NE		< 0.2	< 0.24	< 0.17	< 0.17	< 0.17	< 0.17	< 0.17	< 0.17	< 0.17	< 0.36	< 0.085	< 0.085	< 0.085	< 0.085
sec-Butylbenzene	NE	NE		< 0.25	< 0.19	< 0.15	< 0.15	< 0.15	< 0.15	< 0.15	< 0.15	< 0.15	< 0.40	< 0.13	< 0.13	< 0.13	< 0.13
Styrene	10	100		< 0.5	< 0.26	< 0.1	< 0.1	< 0.1	< 0.1	< 0.10	< 0.10	< 0.10	< 0.39	< 0.065	< 0.065	< 0.065	< 0.065
tert-Butylbenzene	NE	NE		< 0.2	< 0.24	< 0.14	< 0.14	< 0.14	< 0.14	< 0.14	< 0.14	< 0.14	< 0.40	< 0.12	< 0.12	< 0.12	< 0.12
Tetrachloroethene	0.5	5		29	10	26	28	30	34	26	41	37	41	11	58	44	61
Toluene	160	800		< 0.5	< 0.15	< 0.11	< 0.11	< 0.11	< 0.11	< 0.11	< 0.11	< 0.11	< 0.15	< 0.053	< 0.053	< 0.053	< 0.053
trans-1,2-Dichloroethene	20	100		< 0.5	< 0.27	< 0.25	< 0.25	< 0.25	< 0.25	< 0.25	< 0.25	< 0.25	< 0.35	< 0.11	0.61	0.58	0.64
Trichloroethene	0.5	5		5	3.8	5.5	6	6.3	7.4	6.5	9.6	9.5	11	2.8	13	13	16
Vinyl chloride	0.02	0.2		< 0.2	< 0.13	< 0.1	< 0.1	< 0.1	< 0.1	< 0.10	< 0.10	< 0.10	< 0.20	< 0.16	< 0.16	0.17 J	< 0.16
Xylenes, Total	400	2000		< 0.5	< 0.3	< 0.068	< 0.068	< 0.068	< 0.068	< 0.068	< 0.068	< 0.068	< 0.22	< 0.058	< 0.058	< 0.058	< 0.058
Total PCBs																	
Aroclor-1016	0.003	0.03		NA	NA	NA	NA	NA	NA	NA	NA	NA	NA	NA	NA	NA	NA
Aroclor-1232	0.003	0.03		NA	NA	NA	NA	NA	NA	NA	NA	NA	NA	NA	NA	NA	NA
Aroclor-1242	0.003	0.03		NA	NA	NA	NA	NA	NA	NA	NA	NA	NA	NA	NA	NA	NA
Total Detected PCBs	NE	NE		NA	NA	NA	NA	NA	NA	NA	NA	NA	NA	NA	NA	NA	NA
Dissolved PCBs																	
Aroclor-1016	0.003	0.03		NA	NA	NA	NA	NA	NA	NA	NA	NA	NA	NA	NA	NA	NA
Aroclor-1232	0.003	0.003		NA	NA	NA	NA	NA	NA	NA	NA	NA	NA	NA	NA	NA	NA
Aroclor-1242	0.003	0.003		NA	NA	NA	NA	NA	NA	NA	NA	NA	NA	NA	NA	NA	NA
Total Detected PCBs	NE	NE		NA	NA	NA	NA	NA	NA	NA	NA	NA	NA	NA	NA	NA	NA

Notes on Page 50.

Table 12
Groundwater Analytical Results Summary
Madison-Kipp Corporation
Madison, Wisconsin

WELL ID	SCREEN INTERVAL (feet bgs)	PREVENTIVE ACTION LIMIT	ENFORCEMENT STANDARD	MW-10S 11 - 21 ft 04/10/2012	MW-10S 11 - 21 ft 05/09/2012	MW-10S 11 - 21 ft 01/15/2013	MW-10S 11 - 21 ft 04/17/2013	MW-10S 11 - 21 ft 07/17/2013	MW-10S 11 - 21 ft 10/09/2013	MW-11S 24 - 34 ft 04/12/2012	MW-11S 24 - 34 ft 05/09/2012	MW-11S 24 - 34 ft 01/15/2013	MW-11S 24 - 34 ft 04/17/2013	MW-11S 24 - 34 ft 07/18/2013	MW-11S 24 - 34 ft 10/04/2013	MW-12S 3 - 13 ft 04/12/2012	MW-12S 3 - 13 ft 05/09/2012	MW-12S 3 - 13 ft 01/16/2013	MW-12S 3 - 13 ft 04/17/2013	MW-12S 3 - 13 ft 07/18/2013	MW-12S 3 - 13 ft 10/04/2013
VOCs																					
1,1,1,2-Tetrachloroethane	7	70		< 0.31	< 0.25	< 0.25	< 0.25	< 0.25	< 0.25	< 0.31	< 0.25	< 0.25	< 0.25	< 0.25	< 0.25	< 0.31	< 0.25	< 0.25	< 0.25	< 0.25	< 0.25
1,1,1-Trichloroethane	40	200		< 0.26	< 0.2	< 0.2	< 0.2	< 0.2	< 0.2	< 0.26	< 0.2	< 0.2	< 0.2	< 0.2	< 0.2	< 0.26	< 0.2	< 0.2	< 0.2	< 0.2	< 0.2
1,1,2-Trichloroethane	0.5	5		< 0.3	< 0.28	< 0.28	< 0.28	< 0.28	< 0.28	< 0.3	< 0.28	< 0.28	< 0.28	< 0.28	< 0.28	< 0.3	< 0.28	< 0.28	< 0.28	< 0.28	< 0.28
1,1-Dichloroethane	0.7	7		< 0.29	< 0.31	< 0.31	< 0.31	< 0.31	< 0.31	< 0.29	< 0.31	< 0.31	< 0.31	< 0.31	< 0.31	< 0.29	< 0.31	< 0.31	< 0.31	< 0.31	< 0.31
1,2,4-Trimethylbenzene	96	480		0.76 J	< 0.14	< 0.14	< 0.14	< 0.14	< 0.14	0.55 J	< 0.14	< 0.14	< 0.14	< 0.14	< 0.14	1.2	< 0.14	< 0.14	< 0.14	< 0.14	< 0.14
1,2-Dibromoethane	0.005	0.05		< 0.45	< 0.36	< 0.36	< 0.36	< 0.36	< 0.36	< 0.45	< 0.36	< 0.36	< 0.36	< 0.36	< 0.36	< 0.45	< 0.36	< 0.36	< 0.36	< 0.36	< 0.36
1,2-Dichlorobenzene	60	600		< 0.21	< 0.27	< 0.27	< 0.27	< 0.27	< 0.27	< 0.21	< 0.27	< 0.27	< 0.27	< 0.27	< 0.27	< 0.21	< 0.27	0.79 J	< 0.27	< 0.27	< 0.27
1,2-Dichloropropane	0.5	5		< 0.36	< 0.2	< 0.2	< 0.2	< 0.2	< 0.2	< 0.36	< 0.2	< 0.2	< 0.2	< 0.2	< 0.2	< 0.36	< 0.2	< 0.2	< 0.2	< 0.2	< 0.2
1,2,3-Trichlorobenzene	NE	NE		< 0.36	< 0.24	< 0.24	< 0.24	< 0.24	< 0.24	< 0.36	< 0.24	< 0.24	< 0.24	< 0.24	< 0.24	< 0.36	< 0.24	< 0.24	< 0.24	< 0.24	< 0.24
1,2,4-Trichlorobenzene	14	70		< 0.22	< 0.31	< 0.31	< 0.31	< 0.31	< 0.31	< 0.22	< 0.31	< 0.31	< 0.31	< 0.31	< 0.31	< 0.22	< 0.31	< 0.31	< 0.31	< 0.31	< 0.31
1,3,5-Trimethylbenzene	96	480		< 0.23	< 0.18	< 0.18	< 0.18	< 0.18	< 0.18	< 0.23	< 0.18	< 0.18	< 0.18	< 0.18	< 0.18	< 0.23	< 0.18	< 0.18	< 0.18	< 0.18	< 0.18
2-Butanone	800	4000		NA	NA	NA	NA	NA	NA	NA	NA	NA	NA	NA	NA	NA	NA	NA	NA	NA	NA
2-Hexanone	NE	NE		NA	NA	NA	NA	NA	NA	NA	NA	NA	NA	NA	NA	NA	NA	NA	NA	NA	NA
Acetone	1800	9000		NA	NA	NA	NA	NA	NA	NA	NA	NA	NA	NA	NA	NA	NA	NA	NA	NA	NA
Benzene	0.5	5		< 0.12	< 0.074	< 0.074	< 0.074	< 0.074	< 0.074	< 0.12	< 0.074	< 0.074	< 0.074	< 0.074	< 0.074	< 0.12	< 0.074	< 0.074	< 0.074	< 0.074	< 0.074
Bromodichloromethane	0.06	0.6		< 0.23	< 0.17	< 0.17	< 0.17	< 0.17	< 0.17	< 0.23	< 0.17	< 0.17	< 0.17	< 0.17	< 0.17	< 0.23	< 0.17	< 0.17	< 0.17	< 0.17	< 0.17
Bromoform	0.44	4.4		< 0.45	< 0.28	< 0.28	< 0.28	< 0.28	< 0.28	< 0.45	< 0.28	< 0.28	< 0.28	< 0.28	< 0.28	< 0.45	< 0.28	< 0.28	< 0.28	< 0.28	< 0.28
Bromomethane	1	10		< 0.49	< 0.31	< 0.31	< 0.31	< 0.31	< 0.31	< 0.49	< 0.31	< 0.31	< 0.31	< 0.31	< 0.31	< 0.49	< 0.31	< 0.31	< 0.31	< 0.31	< 0.31
Carbon disulfide	200	1000		NA	NA	NA	NA	NA	NA	NA	NA	NA	NA	NA	NA	NA	NA	NA	NA	NA	NA
Carbon tetrachloride	0.5	5		< 0.28	< 0.26	< 0.26	< 0.26	< 0.26	< 0.26	< 0.28	< 0.26	< 0.26	< 0.26	< 0.26	< 0.26	< 0.28	< 0.26	< 0.26	< 0.26	< 0.26	< 0.26
Chloroform	0.6	6		< 0.25	< 0.2	< 0.2	< 0.2	< 0.2	< 0.2	< 0.25	< 0.2	< 0.2	< 0.2	< 0.2	< 0.2	< 0.25	< 0.2	< 0.2	< 0.2	< 0.2	< 0.2
Chloromethane	3	30		< 0.24	< 0.18	< 0.18	< 0.18	< 0.18	< 0.18	< 0.24	< 0.18	< 0.18	< 0.18	< 0.18	< 0.18	< 0.24	< 0.18	< 0.18	< 0.18	< 0.18	< 0.18
cis-1,2-Dichloroethene	7	70		< 0.22	< 0.12	< 0.12	< 0.12	< 0.12	< 0.12	< 0.22	< 0.12	< 0.12	< 0.12	< 0.12	< 0.12	< 0.22	< 0.12	< 0.12	< 0.12	< 0.12	< 0.12
Dichlorodifluoromethane	200	1000		< 0.26	< 0.2	< 0.2	< 0.2	< 0.2	< 0.2	< 0.26	< 0.2	< 0.2	< 0.2	< 0.2	< 0.2	< 0.26	< 0.2	< 0.2	< 0.2	< 0.2	< 0.2
Ethylbenzene	140	700		0.20 J	< 0.13	< 0.13	< 0.13	< 0.13	< 0.13	< 0.14	< 0.13	< 0.13	< 0.13	< 0.13	< 0.13	< 0.14	< 0.13	< 0.13	< 0.13	< 0.13	< 0.13
Isopropylbenzene	NE	NE		< 0.21	< 0.14	< 0.14	< 0.14	< 0.14	< 0.14	< 0.21	< 0.14	< 0.14	< 0.14	< 0.14	< 0.14	< 0.21	< 0.14	< 0.14	< 0.14	< 0.14	< 0.14
m,p-Xylene	400	2000		NA	NA	NA	NA	NA	NA	NA	NA	NA	NA	NA	NA	NA	NA	NA	NA	NA	NA
Methyl tert-butyl ether	12	60		< 0.28	< 0.24	< 0.24	< 0.24	< 0.24	< 0.24	< 0.28	< 0.24	< 0.24	< 0.24	< 0.24	< 0.24	< 0.28	< 0.24	< 0.24	< 0.24	< 0.24	< 0.24
Methylene chloride	0.5	5		< 0.63	< 0.68	< 0.68	< 0.68	< 0.68	< 0.68	< 0.63	< 0.68	< 0.68	< 0.68	< 0.68	< 0.68	< 0.63	< 0.68	< 0.68	< 0.68	< 0.68	< 0.68
Naphthalene	10	100		< 0.24	< 0.16	< 0.16	< 0.16	< 0.16	< 0.16	< 0.24	< 0.16	< 0.16	< 0.16	< 0.16	< 0.16	< 0.24	< 0.16	< 0.16	< 0.16	< 0.16	< 0.16
n-Butylbenzene	NE	NE		< 0.21	< 0.13	< 0.13	< 0.13	< 0.13	< 0.13	< 0.21	< 0.13	< 0.13	< 0.13	< 0.13	< 0.13	< 0.21	< 0.13	< 0.13	< 0.13	< 0.13	< 0.13
n-Hexane	120	600		NA	NA	NA	NA	NA	NA	NA	NA	NA	NA	NA	NA	NA	NA	NA	NA	NA	NA
n-Propylbenzene	NE	NE		< 0.19	< 0.13	< 0.13	< 0.13	< 0.13	< 0.13	< 0.19	< 0.13	< 0.13	< 0.13	< 0.13	< 0.13	< 0.19	< 0.13	< 0.13	< 0.13	< 0.13	< 0.13
o-Xylene	400	2000		NA	NA	NA	NA	NA	NA	NA	NA	NA	NA	NA	NA	NA	NA	NA	NA	NA	NA
p-Isopropyltoluene	NE	NE		< 0.24	< 0.17	< 0.17	< 0.17	< 0.17	< 0.17	< 0.24	< 0.17	< 0.17	< 0.17	< 0.17	< 0.17	< 0.24	< 0.17	< 0.17	< 0.17	< 0.17	< 0.17
sec-Butylbenzene	NE	NE		< 0.19	< 0.15	< 0.15	< 0.15	< 0.15	< 0.15	< 0.19	< 0.15	< 0.15	< 0.15	< 0.15	< 0.15	< 0.19	< 0.15	< 0.15	< 0.15	< 0.15	< 0.15
Styrene	10	100		< 0.26	< 0.1	< 0.1	< 0.1	< 0.1	< 0.1	< 0.26	< 0.1	< 0.1	< 0.1	< 0.1	< 0.1	< 0.26	< 0.1	< 0.1	< 0.1	< 0.1	< 0.1
tert-Butylbenzene	NE	NE		< 0.24	< 0.14	< 0.14	< 0.14	< 0.14	< 0.14	< 0.24	< 0.14	< 0.14	< 0.14	< 0.14	< 0.14	< 0.24	< 0.14	< 0.14	< 0.14	< 0.14	< 0.14
Tetrachloroethene	0.5	5		< 0.22	< 0.17	0.85 J	< 0.17	< 0.17	< 0.17	< 0.22	< 0.17	< 0.17	< 0.17	< 0.17	< 0.17	0.78 J	1.7	0.93 J	< 0.17	1.3	1.5
Toluene	160	800		0.54	< 0.11	< 0.11	< 0.11	< 0.11	< 0.11	0.73	< 0.11	< 0.11	< 0.11	< 0.11	< 0.11	0.64	< 0.11	< 0.11	< 0.11	< 0.11	< 0.11
trans-1,2-Dichloroethene	20	100		< 0.27	< 0.25	< 0.25	< 0.25	< 0.25	< 0.25	< 0.27	< 0.25	< 0.25	< 0.25	< 0.25	< 0.25	< 0.27	< 0.25	< 0.25	< 0.25	< 0.25	< 0.25
Trichloroethene	0.5	5		< 0.18	< 0.19	< 0.19	< 0.19	< 0.19	< 0.19	< 0.18	< 0.19	< 0.19	< 0.19	< 0.19	< 0.19	< 0.18	0.26 J	< 0.19	< 0.19	< 0.19	< 0.19
Vinyl chloride	0.02	0.2		< 0.13	< 0.1	< 0.1	< 0.1	< 0.1	< 0.1	< 0.13	< 0.1	< 0.1	< 0.1	< 0.1	< 0.1	< 0.13	< 0.1	< 0.1	< 0.1	< 0.1	< 0.1
Xylenes, Total	400	2000		0.83 J	< 0.068	< 0.068	< 0.068	< 0.068	< 0.068	0.86 J	< 0.068	< 0.068	< 0.068	< 0.068	< 0.068	1.6	< 0.068	< 0.068	< 0.068	< 0.068	< 0.068
Total PCBs																					
Aroclor-1016	0.003	0.03		NA	NA	NA	NA	NA	NA	NA	NA	NA	NA	NA	NA	NA	NA	NA	NA	NA	NA
Aroclor-1232	0.003	0.03		NA	NA	NA	NA	NA	NA	NA	NA	NA	NA	NA	NA	NA	NA	NA	NA	NA	NA
Aroclor-1242	0.003	0.03		NA																	

Table 12
Groundwater Analytical Results Summary
Madison-Kipp Corporation
Madison, Wisconsin

WELL ID	SCREEN INTERVAL (feet bgs)	PREVENTIVE ACTION	ENFORCEMENT STANDARD	MP-13 44 - 48 ft 12/06/2012	MP-13 44 - 48 ft 01/19/2013	MP-13 44 - 48 ft 02/21/2013	MP-13 44 - 48 ft 04/17/2013	MP-13 44 - 48 ft 07/22/2013	MP-13 44 - 48 ft 10/07/2013	MP-13 44 - 48 ft 04/16/2014	MP-13 44 - 48 ft 10/14/2014	MP-13 44 - 48 ft 04/14/2015	MP-13 44 - 48 ft 10/16/2015	MP-13 44 - 48 ft 10/10/2016
VOCs														
1,1,1,2-Tetrachloroethane	7	70		< 0.25	< 0.25	< 0.25	< 0.5	< 0.25	< 0.25	< 0.50	< 0.50	< 0.50	< 0.46	< 1.1
1,1,1-Trichloroethane	40	200		< 0.2	< 0.2	< 0.2	< 0.4	< 0.2	< 0.2	< 0.40	< 0.40	< 0.40	< 0.38	< 1.0
1,1,2-Trichloroethane	0.5	5		< 0.28	< 0.28	< 0.28	< 0.56	< 0.28	< 0.28	< 0.56	< 0.56	< 0.56	< 0.35	< 1.0
1,1-Dichloroethane	0.7	7		0.92 J	1.1	0.88 J	< 0.62	0.85 J	1.1	1.3 J	< 0.62	1.4 J	0.73 J	< 1.4
1,2,4-Trimethylbenzene	96	480		< 0.14	< 0.14	< 0.14	< 0.28	< 0.14	< 0.14	< 0.28	< 0.28	< 0.28	< 0.36	< 0.60
1,2-Dibromoethane	0.005	0.05		< 0.36	< 0.36	< 0.36	< 0.72	< 0.36	< 0.36	< 0.72	< 0.72	< 0.72	< 0.39	< 1.3
1,2-Dichlorobenzene	60	600		< 0.27	< 0.27	< 0.27	< 0.54	< 0.27	< 0.27	< 0.54	< 0.54	< 0.54	< 0.33	< 0.76
1,2-Dichloropropane	0.5	5		< 0.2	< 0.2	< 0.2	< 0.4	< 0.2	< 0.2	< 0.40	< 0.40	< 0.40	< 0.43	< 1.0
1,2,3-Trichlorobenzene	NE	NE		< 0.24	< 0.24	< 0.24	< 0.48	< 0.24	< 0.24	< 0.48	< 0.48	< 0.48	< 0.46	< 0.45
1,2,4-Trichlorobenzene	14	70		< 0.31	< 0.31	< 0.31	< 0.62	< 0.31	< 0.31	< 0.62	< 0.62	< 0.62	< 0.34	< 0.77
1,3,5-Trimethylbenzene	96	480		< 0.18	< 0.18	< 0.18	< 0.36	< 0.18	< 0.18	< 0.36	< 0.36	< 0.36	< 0.25	< 0.75
2-Butanone	800	4000		NA	NA	NA	NA	NA	NA	NA	NA	NA	NA	< 30
2-Hexanone	NE	NE		NA	NA	NA	NA	NA	NA	NA	NA	NA	NA	< 9.5
Acetone	1800	9000		NA	NA	NA	NA	NA	NA	NA	NA	NA	NA	< 34
Benzene	0.5	5		0.34 J	0.38 J	0.32 J	0.38 J	0.34 J	0.46 J	< 0.15	< 0.15	< 0.15	< 0.15	< 0.89
Bromodichloromethane	0.06	0.6		< 0.17	< 0.17	< 0.17	< 0.34	< 0.17	< 0.17	< 0.34	< 0.34	< 0.34	< 0.37	< 0.77
Bromoform	0.44	4.4		< 0.28	< 0.28	< 0.28	< 0.56	< 0.28	< 0.28	< 0.56	< 0.56	< 0.56	< 0.48	< 0.88
Bromomethane	1	10		< 0.31	< 0.31	< 0.31	< 0.62	< 0.31	< 0.31	< 0.62	< 0.62 *	< 0.62	< 0.80	< 5.9
Carbon disulfide	200	1000		NA	NA	NA	NA	NA	NA	NA	NA	NA	NA	< 0.53
Carbon tetrachloride	0.5	5		< 0.26	< 0.26	< 0.26	< 0.52	< 0.26	< 0.26	< 0.52	< 0.52	< 0.52	< 0.38	< 0.38
Chloroform	0.6	6		< 0.2	< 0.2	< 0.2	< 0.4	< 0.2	< 0.2	< 0.40	< 0.40	< 0.40	< 0.37	< 0.62
Chloromethane	3	30		< 0.18	< 0.18	< 0.18	< 0.36	< 0.18	< 0.18	< 0.36	< 0.36	< 0.36	< 0.32	4.3 BJ
cis-1,2-Dichloroethene	7	70		540	450	460	460	430	480	450	440	360	220	97
Dichlorodifluoromethane	200	1000		< 0.2	< 0.2	< 0.2	< 0.4	< 0.2	< 0.2	< 0.40	< 0.40	< 0.40	< 0.54	< 1.1
Ethylbenzene	140	700		< 0.13	< 0.13	< 0.13	< 0.26	< 0.13	< 0.13	< 0.26	< 0.26	< 0.26	< 0.18	< 0.54
Isopropylbenzene	NE	NE		< 0.14	< 0.14	< 0.14	< 0.28	< 0.14	< 0.14	< 0.28	< 0.28	< 0.28	< 0.39	< 0.81
m,p-Xylene	400	2000		NA	NA	NA	NA	NA	NA	NA	NA	NA	NA	< 0.57
Methyl tert-butyl ether	12	60		< 0.24	< 0.24	< 0.24	< 0.48	< 0.24	< 0.24	< 0.48	< 0.48	< 0.48	< 0.39	< 1.4
Methylene chloride	0.5	5		< 0.68	< 0.68	< 0.68	< 1.4	< 0.68	< 0.68	< 1.4	< 1.4	< 1.4	< 1.6	< 1.4
Naphthalene	10	100		< 0.16	< 0.16	< 0.16	< 0.32	< 0.16	< 0.16	< 0.32	< 0.32	< 0.32	< 0.34	< 0.88
n-Butylbenzene	NE	NE		< 0.13	< 0.13	< 0.13	< 0.26	< 0.13	< 0.13	< 0.26	< 0.26	< 0.26	< 0.39	< 1.4
n-Hexane	120	600		NA	NA	NA	NA	NA	NA	NA	NA	NA	NA	< 2.1
n-Propylbenzene	NE	NE		< 0.13	< 0.13	< 0.13	< 0.26	< 0.13	< 0.13	< 0.26	< 0.26	< 0.26	< 0.41	< 1.0
o-Xylene	400	2000		NA	NA	NA	NA	NA	NA	NA	NA	NA	NA	< 0.58
p-Isopropyltoluene	NE	NE		< 0.17	< 0.17	< 0.17	< 0.34	< 0.17	< 0.17	< 0.34	< 0.34	< 0.34	< 0.36	< 0.85
sec-Butylbenzene	NE	NE		< 0.15	< 0.15	< 0.15	< 0.3	< 0.15	< 0.15	< 0.30	< 0.30	< 0.30	< 0.40	< 1.3
Styrene	10	100		< 0.1	< 0.1	< 0.1	< 0.2	< 0.1	< 0.1	< 0.20	< 0.20	< 0.20	< 0.39	< 0.65
tert-Butylbenzene	NE	NE		< 0.14	< 0.14	< 0.14	< 0.28	< 0.14	< 0.14	< 0.28	< 0.28	< 0.28	< 0.40	< 1.2
Tetrachloroethene	0.5	5		640	760	630	680	720	800	750	750	580	360	240
Toluene	160	800		< 0.11	< 0.11	< 0.11	< 0.22	< 0.11	< 0.11	< 0.22	< 0.22	< 0.22	< 0.15	< 0.53
trans-1,2-Dichloroethene	20	100		7.3	6.7	6.1	6.9	6.9	8.4	8.5	7.7	8.4	4.0	< 1.1
Trichloroethene	0.5	5		230	200	220	230	220	290	300	260	320	170	93
Vinyl chloride	0.02	0.2		15	17	17	13	13	17	14	16	16	8.6	3.7 J
Xylenes, Total	400	2000		< 0.068	< 0.068	< 0.068	< 0.14	< 0.068	< 0.068	< 0.14	< 0.14	< 0.14	< 0.22	< 0.58
Total PCBs														
Aroclor-1016	0.003	0.03		< 0.16	NA	NA	NA	NA	NA	NA	NA	NA	NA	NA
Aroclor-1232	0.003	0.03		< 0.085	NA	NA	NA	NA	NA	NA	NA	NA	NA	NA
Aroclor-1242	0.003	0.03		< 0.12	NA	NA	NA	NA	NA	NA	NA	NA	NA	NA
Total Detected PCBs	NE	NE		ND	NA	NA	NA	NA	NA	NA	NA	NA	NA	NA
Dissolved PCBs														
Aroclor-1016	0.003	0.03		NA	NA	NA	NA	NA	NA	NA	NA	NA	NA	NA
Aroclor-1232	0.003	0.003		NA	NA	NA	NA	NA	NA	NA	NA	NA	NA	NA
Aroclor-1242	0.003	0.003		NA	NA	NA	NA	NA	NA	NA	NA	NA	NA	NA
Total Detected PCBs	NE	NE		NA	NA	NA	NA	NA	NA	NA	NA	NA	NA	NA

Notes on Page 50.

Table 12
Groundwater Analytical Results Summary
Madison-Kipp Corporation
Madison, Wisconsin

WELL ID	SCREEN INTERVAL (feet bgs)	PREVENTIVE ACTION LIMIT	ENFORCEMENT STANDARD	MP-13 67 - 71 ft 12/06/2012	MP-13 67 - 71 ft 01/19/2013	MP-13 67 - 71 ft 02/21/2013	MP-13 67 - 71 ft 04/17/2013	MP-13 67 - 71 ft 07/22/2013	MP-13 67 - 71 ft 10/07/2013	MP-13 67 - 71 ft 04/16/2014	MP-13 67 - 71 ft 10/14/2014	MP-13 67 - 71 ft 04/14/2015	MP-13 67 - 71 ft 10/16/2015	MP-13 67 - 71 ft 10/10/2016
VOCs														
1,1,1,2-Tetrachloroethane	7	70		< 1.3	< 1.3	< 1.3	< 2.5	< 1.3	< 1.3	< 1.3	< 1.3	< 1.3	< 0.92	< 1.1
1,1,1-Trichloroethane	40	200		< 1	< 1	< 1	< 2	< 1	< 1	< 1.0	< 1.0	< 1.0	< 0.76	< 1.0
1,1,2-Trichloroethane	0.5	5		< 1.4	< 1.4	< 1.4	< 2.8	< 1.4	< 1.4	< 1.4	< 1.4	< 1.4	< 0.70	< 1.0
1,1-Dichloroethene	0.7	7		2.8 J	3.1 J	< 1.6	< 3.1	< 1.6	< 1.6	< 1.6	< 1.6	< 1.6	< 0.78	< 1.4
1,2,4-Trimethylbenzene	96	480		< 0.7	< 0.7	< 0.7	< 1.4	< 0.7	< 0.7	< 0.70	< 0.70	< 0.70	< 0.72	< 0.60
1,2-Dibromoethane	0.005	0.05		< 1.8	< 1.8	< 1.8	< 3.6	< 1.8	< 1.8	< 1.8	< 1.8	< 1.8	< 0.77	< 1.3
1,2-Dichlorobenzene	60	600		< 1.4	< 1.4	< 1.4	< 2.7	< 1.4	< 1.4	< 1.4	< 1.4	< 1.4	< 0.67	< 0.76
1,2-Dichloropropane	0.5	5		< 1	< 1	< 1	< 2	< 1	< 1	< 1.0	< 1.0	< 1.0	< 0.86	< 1.0
1,2,3-Trichlorobenzene	NE	NE		< 1.2	< 1.2	< 1.2	< 2.4	< 1.2	< 1.2	< 1.2	< 1.2	< 1.2	< 0.92	< 0.45
1,2,4-Trichlorobenzene	14	70		< 1.6	< 1.6	< 1.6	< 3.1	< 1.6	< 1.6	< 1.6	< 1.6	< 1.6	< 0.68	< 0.77
1,3,5-Trimethylbenzene	96	480		< 0.9	< 0.9	< 0.9	< 1.8	< 0.9	< 0.9	< 0.90	< 0.90	< 0.90	< 0.51	< 0.75
2-Butanone	800	4000		NA	NA	NA	NA	NA	NA	NA	NA	NA	NA	< 30
2-Hexanone	NE	NE		NA	NA	NA	NA	NA	NA	NA	NA	NA	NA	< 9.5
Acetone	1800	9000		NA	NA	NA	NA	NA	NA	NA	NA	NA	NA	< 34
Benzene	0.5	5		< 0.37	1.1 J	< 0.37	< 0.74	< 0.37	< 0.37	< 0.37	< 0.37	< 0.37	< 0.29	< 0.89
Bromodichloromethane	0.06	0.6		< 0.85	< 0.85	< 0.85	< 1.7	< 0.85	< 0.85	< 0.85	< 0.85	< 0.85	< 0.74	< 0.77
Bromoform	0.44	4.4		< 1.4	< 1.4	< 1.4	< 2.8	< 1.4	< 1.4	< 1.4	< 1.4	< 1.4	< 0.97	< 0.88
Bromomethane	1	10		< 1.6	< 1.6	< 1.6	< 3.1	< 1.6	< 1.6	< 1.6	< 1.6 *	< 1.6	< 1.6	< 5.9
Carbon disulfide	200	1000		NA	NA	NA	NA	NA	NA	NA	NA	NA	NA	< 0.53
Carbon tetrachloride	0.5	5		< 1.3	< 1.3	< 1.3	< 2.6	< 1.3	< 1.3	< 1.3	< 1.3	< 1.3	< 0.77	< 0.38
Chloroform	0.6	6		< 1	< 1	< 1	< 2	< 1	< 1	< 1.0	< 1.0	< 1.0	< 0.74	< 0.62
Chloromethane	3	30		< 0.9	< 0.9	< 0.9	< 1.8	< 0.9	< 0.9	< 0.90	< 0.90	< 0.90	< 0.64	4.7 BJ
cis-1,2-Dichloroethene	7	70		3500	3100	2900	3200	2300	1500	1300	810	710	470	89
Dichlorodifluoromethane	200	1000		< 1	< 1	< 1	< 2	< 1	< 1	< 1.0	< 1.0	< 1.0	< 1.1	< 1.1
Ethylbenzene	140	700		< 0.65	< 0.65	< 0.65	< 1.3	< 0.65	< 0.65	< 0.65	< 0.65	< 0.65	< 0.37	< 0.54
Isopropylbenzene	NE	NE		< 0.7	< 0.7	< 0.7	< 1.4	< 0.7	< 0.7	< 0.70	< 0.70	< 0.70	< 0.77	< 0.81
m,p-Xylene	400	2000		NA	NA	NA	NA	NA	NA	NA	NA	NA	NA	< 0.57
Methyl tert-butyl ether	12	60		< 1.2	< 1.2	< 1.2	< 2.4	< 1.2	< 1.2	< 1.2	< 1.2	< 1.2	< 0.79	< 1.4
Methylene chloride	0.5	5		< 3.4	< 3.4	< 3.4	< 6.8	< 3.4	< 3.4	< 3.4	< 3.4	< 3.4	< 3.3	< 1.4
Naphthalene	10	100		< 0.8	< 0.8	< 0.8	< 1.6	< 0.8	< 0.8	< 0.80	< 0.80	< 0.80	< 0.67	< 0.88
n-Butylbenzene	NE	NE		< 0.65	< 0.65	< 0.65	< 1.3	< 0.65	< 0.65	< 0.65	< 0.65	< 0.65	< 0.78	< 1.4
n-Hexane	120	600		NA	NA	NA	NA	NA	NA	NA	NA	NA	NA	< 2.1
n-Propylbenzene	NE	NE		< 0.65	< 0.65	< 0.65	< 1.3	< 0.65	< 0.65	< 0.65	< 0.65	< 0.65	< 0.83	< 1.0
o-Xylene	400	2000		NA	NA	NA	NA	NA	NA	NA	NA	NA	NA	< 0.58
p-Isopropyltoluene	NE	NE		< 0.85	< 0.85	< 0.85	< 1.7	< 0.85	< 0.85	< 0.85	< 0.85	< 0.85	< 0.72	< 0.85
sec-Butylbenzene	NE	NE		< 0.75	< 0.75	< 0.75	< 1.5	< 0.75	< 0.75	< 0.75	< 0.75	< 0.75	< 0.80	< 1.3
Styrene	10	100		< 0.5	< 0.5	< 0.5	< 1	< 0.5	< 0.5	< 0.50	< 0.50	< 0.50	< 0.77	< 0.65
tert-Butylbenzene	NE	NE		< 0.7	< 0.7	< 0.7	< 1.4	< 0.7	< 0.7	< 0.70	< 0.70	< 0.70	< 0.80	< 1.2
Tetrachloroethene	0.5	5		3800	4300	2900	3800	2800	2000	1600	1600	1200	970	270
Toluene	160	800		< 0.55	< 0.55	< 0.55	< 1.1	< 0.55	< 0.55	< 0.55	< 0.55	< 0.55	< 0.30	< 0.53
trans-1,2-Dichloroethene	20	100		60	56	48	52	37	27	23	12	11	< 0.70	< 1.1
Trichloroethene	0.5	5		1100	1000	800	940	630	510	440	260	270	180	55
Vinyl chloride	0.02	0.2		150	180	140	130	110	92	83	45	50	< 0.41	3.2 J
Xylenes, Total	400	2000		< 0.34	< 0.34	< 0.34	< 0.68	< 0.34	< 0.34	< 0.34	< 0.34	< 0.34	< 0.44	< 0.58
Total PCBs														
Aroclor-1016	0.003	0.03		< 0.16	NA	NA	NA	NA	NA	NA	NA	NA	NA	NA
Aroclor-1232	0.003	0.03		< 0.085	NA	NA	NA	NA	NA	NA	NA	NA	NA	NA
Aroclor-1242	0.003	0.03		< 0.12	NA	NA	NA	NA	NA	NA	NA	NA	NA	NA
Total Detected PCBs	NE	NE		ND	NA	NA	NA	NA	NA	NA	NA	NA	NA	NA
Dissolved PCBs														
Aroclor-1016	0.003	0.03		NA	NA	NA	NA	NA	NA	NA	NA	NA	NA	NA
Aroclor-1232	0.003	0.003		NA	NA	NA	NA	NA	NA	NA	NA	NA	NA	NA
Aroclor-1242	0.003	0.003		NA	NA	NA	NA	NA	NA	NA	NA	NA	NA	NA
Total Detected PCBs	NE	NE		NA	NA	NA	NA	NA	NA	NA	NA	NA	NA	NA

Notes on Page 50.

Table 12
Groundwater Analytical Results Summary
Madison-Kipp Corporation
Madison, Wisconsin

WELL ID	SCREEN INTERVAL (feet bgs)	PREVENTIVE ACTION LIMIT	ENFORCEMENT STANDARD	MP-13 102 - 106 ft 12/04/2012	MP-13 102 - 106 ft 01/18/2013	MP-13 102 - 106 ft 02/21/2013	MP-13 102 - 106 ft 04/17/2013	MP-13 102 - 106 ft 07/22/2013	MP-13 102 - 106 ft 10/07/2013	MP-13 102 - 106 ft 04/16/2014	MP-13 102 - 106 ft 10/14/2014	MP-13 102 - 106 ft 04/14/2015	MP-13 102 - 106 ft 10/16/2015	MP-13 102 - 106 ft 10/10/2016
VOCS														
1,1,1,2-Tetrachloroethane	7	70		< 1.3	< 0.5	< 0.5	< 1.3	< 1.3	< 1.3	< 1.3	< 1.3	< 1.3	< 4.6	< 2.2
1,1,1-Trichloroethane	40	200		< 1	< 0.4	< 0.4	< 1	< 1	< 1	< 1.0	< 1.0	< 1.0	< 3.8	< 2.0
1,1,2-Trichloroethane	0.5	5		< 1.4	< 0.56	< 0.56	< 1.4	< 1.4	< 1.4	< 1.4	< 1.4	< 1.4	< 3.5	< 2.0
1,1-Dichloroethene	0.7	7		< 1.6	< 0.62	< 0.62	< 1.6	< 1.6	< 1.6	< 1.6	< 1.6	< 1.6	< 3.9	< 2.8
1,2,4-Trimethylbenzene	96	480		< 0.7	< 0.28	< 0.28	< 0.7	< 0.7	< 0.7	< 0.70	< 0.70	< 0.70	< 3.6	< 1.2
1,2-Dibromoethane	0.005	0.05		< 1.8	< 0.72	< 0.72	< 1.8	< 1.8	< 1.8	< 1.8	< 1.8	< 1.8	< 3.9	< 2.6
1,2-Dichlorobenzene	60	600		< 1.4	< 0.54	< 0.54	< 1.4	< 1.4	< 1.4	< 1.4	< 1.4	< 1.4	< 3.3	< 1.5
1,2-Dichloropropane	0.5	5		< 1	< 0.4	< 0.4	< 1	< 1	< 1	< 1.0	< 1.0	< 1.0	< 4.3	< 2.0
1,2,3-Trichlorobenzene	NE	NE		< 1.2	< 0.48	< 0.48	< 1.2	< 1.2	< 1.2	< 1.2	< 1.2	< 1.2	< 4.6	< 0.90
1,2,4-Trichlorobenzene	14	70		< 1.6	< 0.62	< 0.62	< 1.6	< 1.6	< 1.6	< 1.6	< 1.6	< 1.6	< 3.4	< 1.5
1,3,5-Trimethylbenzene	96	480		< 0.9	< 0.36	< 0.36	< 0.9	< 0.9	< 0.9	< 0.90	< 0.90	< 0.90	< 2.5	< 1.5
2-Butanone	800	4000		NA	NA	NA	NA	NA	NA	NA	NA	NA	NA	< 60
2-Hexanone	NE	NE		NA	NA	NA	NA	NA	NA	NA	NA	NA	NA	< 19
Acetone	1800	9000		NA	NA	NA	NA	NA	NA	NA	NA	NA	NA	< 68
Benzene	0.5	5		< 0.37	< 0.15	< 0.15	< 0.37	< 0.37	< 0.37	< 0.37	< 0.37	< 0.37	< 1.5	< 1.8
Bromodichloromethane	0.06	0.6		< 0.85	< 0.34	< 0.34	< 0.85	< 0.85	< 0.85	< 0.85	< 0.85	< 0.85	< 3.7	< 1.5
Bromoform	0.44	4.4		< 1.4	< 0.56	< 0.56	< 1.4	< 1.4	< 1.4	< 1.4	< 1.4	< 1.4	< 4.8	< 1.8
Bromomethane	1	10		< 1.6	< 0.62	< 0.62	< 1.6	< 1.6	< 1.6	< 1.6	< 1.6 *	< 1.6	< 8.0	< 12
Carbon disulfide	200	1000		NA	NA	NA	NA	NA	NA	NA	NA	NA	NA	< 1.1
Carbon tetrachloride	0.5	5		< 1.3	< 0.52	< 0.52	< 1.3	< 1.3	< 1.3	< 1.3	< 1.3	< 1.3	< 3.8	< 0.76
Chloroform	0.6	6		< 1	< 0.4	< 0.4	< 1	< 1	< 1	< 1.0	< 1.0	< 1.0	< 3.7	< 1.2
Chloromethane	3	30		< 0.9	< 0.36	< 0.36	< 0.9	< 0.9	< 0.9	< 0.90	< 0.90	< 0.90	< 3.2	9.8 BJ
cis-1,2-Dichloroethene	7	70		1100	690	520	720	660	600	770	730	980	1100	200
Dichlorodifluoromethane	200	1000		< 1	< 0.4	< 0.4	< 1	< 1	< 1	< 1.0	< 1.0	< 1.0	< 5.4	< 2.2
Ethylbenzene	140	700		< 0.65	< 0.26	< 0.26	< 0.65	< 0.65	< 0.65	< 0.65	< 0.65	< 0.65	< 1.8	< 1.1
Isopropylbenzene	NE	NE		< 0.7	< 0.28	< 0.28	< 0.7	< 0.7	< 0.7	< 0.70	< 0.70	< 0.70	< 3.9	< 1.6
m,p-Xylene	400	2000		NA	NA	NA	NA	NA	NA	NA	NA	NA	NA	< 1.1
Methyl tert-butyl ether	12	60		< 1.2	< 0.48	< 0.48	< 1.2	< 1.2	< 1.2	< 1.2	< 1.2	< 1.2	< 3.9	< 2.8
Methylene chloride	0.5	5		< 3.4	< 1.4	< 1.4	< 3.4	< 3.4	< 3.4	< 3.4	< 3.4	< 3.4	< 16	< 2.8
Naphthalene	10	100		< 0.8	< 0.32	< 0.32	< 0.8	< 0.8	< 0.8	< 0.80	< 0.80	< 0.80	< 3.4	< 1.8
n-Butylbenzene	NE	NE		< 0.65	< 0.26	< 0.26	< 0.65	< 0.65	< 0.65	< 0.65	< 0.65	< 0.65	< 3.9	< 2.8
n-Hexane	120	600		NA	NA	NA	NA	NA	NA	NA	NA	NA	NA	< 4.2
n-Propylbenzene	NE	NE		< 0.65	< 0.26	< 0.26	< 0.65	< 0.65	< 0.65	< 0.65	< 0.65	< 0.65	< 4.1	< 2.0
o-Xylene	400	2000		NA	NA	NA	NA	NA	NA	NA	NA	NA	NA	< 1.2
p-Isopropyltoluene	NE	NE		< 0.85	< 0.34	< 0.34	< 0.85	< 0.85	< 0.85	< 0.85	< 0.85	< 0.85	< 3.6	< 1.7
sec-Butylbenzene	NE	NE		< 0.75	< 0.3	< 0.3	< 0.75	< 0.75	< 0.75	< 0.75	< 0.75	< 0.75	< 4.0	< 2.6
Styrene	10	100		< 0.5	< 0.2	< 0.2	< 0.5	< 0.5	< 0.5	< 0.50	< 0.50	< 0.50	< 3.9	< 1.3
tert-Butylbenzene	NE	NE		< 0.7	< 0.28	< 0.28	< 0.7	< 0.7	< 0.7	< 0.70	< 0.70	< 0.70	< 4.0	< 2.4
Tetrachloroethene	0.5	5		1800	1100	670	1400	1500	1900	1600	2000	2100	4600	870
Toluene	160	800		< 0.55	< 0.22	< 0.22	< 0.55	< 0.55	< 0.55	< 0.55	< 0.55	< 0.55	< 1.5	< 1.1
trans-1,2-Dichloroethene	20	100		15	9.5	4.8	6.6	6.0	7.0	9.8	8.1	13	< 3.5	3.2 J
Trichloroethene	0.5	5		440	330	270	500	450	490	580	530	680	930	230
Vinyl chloride	0.02	0.2		33	23	13	20	19	20	23	22	41	44	< 3.2
Xylenes, Total	400	2000		< 0.34	< 0.14	< 0.14	< 0.34	< 0.34	< 0.34	< 0.34	< 0.34	< 0.34	< 2.2	< 1.2
Total PCBs														
Aroclor-1016	0.003	0.03		< 0.15	NA	NA	NA	NA	NA	NA	NA	NA	NA	NA
Aroclor-1232	0.003	0.03		< 0.083	NA	NA	NA	NA	NA	NA	NA	NA	NA	NA
Aroclor-1242	0.003	0.03		< 0.12	NA	NA	NA	NA	NA	NA	NA	NA	NA	NA
Total Detected PCBs	NE	NE		ND	NA	NA	NA	NA	NA	NA	NA	NA	NA	NA
Dissolved PCBs														
Aroclor-1016	0.003	0.03		NA	NA	NA	NA	NA	NA	NA	NA	NA	NA	NA
Aroclor-1232	0.003	0.003		NA	NA	NA	NA	NA	NA	NA	NA	NA	NA	NA
Aroclor-1242	0.003	0.003		NA	NA	NA	NA	NA	NA	NA	NA	NA	NA	NA
Total Detected PCBs	NE	NE		NA	NA	NA	NA	NA	NA	NA	NA	NA	NA	NA

Notes on Page 50.

Table 12
Groundwater Analytical Results Summary
Madison-Kipp Corporation
Madison, Wisconsin

WELL ID	SCREEN INTERVAL (feet bgs)	PREVENTIVE ACTION LIMIT	ENFORCEMENT STANDARD	MP-13 121 - 125 ft 12/04/2012	MP-13 ³ 121 - 125 ft 12/04/2012	MP-13 121 - 125 ft 01/18/2013	MP-13 121 - 125 ft 04/17/2013	MP-13 121 - 125 ft 07/22/2013	MP-13 121 - 125 ft 10/07/2013	MP-13 121 - 125 ft 04/16/2014	MP-13 121 - 125 ft 10/14/2014	MP-13 121 - 125 ft 04/14/2015	MP-13 121 - 125 ft 10/16/2015	MP-13 121 - 125 ft 10/10/2016
VOCs														
1,1,1,2-Tetrachloroethane	7	70		< 0.5	< 1.3	< 1.3	< 5	< 2.5	1.1	< 5.0	< 2.5	< 2.5	< 9.2	< 11
1,1,1-Trichloroethane	40	200		< 0.4	< 1	< 1	< 4	< 2	< 0.2	< 4.0	< 2.0	< 2.0	< 7.6	< 10
1,1,2-Trichloroethane	0.5	5		< 0.56	< 1.4	< 1.4	< 5.6	< 2.8	< 0.28	< 5.6	< 2.8	< 2.8	< 7.0	< 10
1,1-Dichloroethene	0.7	7		< 0.62	< 1.6	< 1.6	< 6.2	< 3.1	< 0.31	< 6.2	< 3.1	< 3.1	< 7.8	< 14
1,2,4-Trimethylbenzene	96	480		< 0.28	< 0.7	< 0.7	< 2.8	< 1.4	< 0.14	< 2.8	< 1.4	< 1.4	< 7.2	< 6.0
1,2-Dibromoethane	0.005	0.05		< 0.72	< 1.8	< 1.8	< 7.2	< 3.6	< 0.36	< 7.2	< 3.6	< 3.6	< 7.7	< 13
1,2-Dichlorobenzene	60	600		< 0.54	< 1.4	< 1.4	< 5.4	< 2.7	< 0.27	< 5.4	< 2.7	< 2.7	< 6.7	< 7.6
1,2-Dichloropropane	0.5	5		< 0.4	< 1	< 1	< 4	< 2	< 0.2	< 4.0	< 2.0	< 2.0	< 8.6	< 10
1,2,3-Trichlorobenzene	NE	NE		< 0.48	< 1.2	< 1.2	< 4.8	< 2.4	< 0.24	< 4.8	< 2.4	< 2.4	< 9.2	< 4.5
1,2,4-Trichlorobenzene	14	70		< 0.62	< 1.6	< 1.6	< 6.2	< 3.1	< 0.31	< 6.2	< 3.1	< 3.1	< 6.8	< 7.7
1,3,5-Trimethylbenzene	96	480		< 0.36	< 0.9	< 0.9	< 3.6	< 1.8	< 0.18	< 3.6	< 1.8	< 1.8	< 5.1	< 7.5
2-Butanone	800	4000		NA	NA	NA	NA	NA	NA	NA	NA	NA	NA	< 300
2-Hexanone	NE	NE		NA	NA	NA	NA	NA	NA	NA	NA	NA	NA	< 95
Acetone	1800	9000		NA	NA	NA	NA	NA	NA	NA	NA	NA	NA	< 340
Benzene	0.5	5		< 0.15	< 0.37	< 0.37	< 1.5	< 0.74	0.29 J	< 1.5	< 0.74	< 0.74	< 2.9	< 8.9
Bromodichloromethane	0.06	0.6		< 0.34	< 0.85	< 0.85	< 3.4	< 1.7	< 0.17	< 3.4	< 1.7	< 1.7	< 7.4	< 7.7
Bromoform	0.44	4.4		< 0.56	< 1.4	< 1.4	< 5.6	< 2.8	< 0.28	< 5.6	< 2.8	< 2.8	< 9.7	< 8.8
Bromomethane	1	10		< 0.62	< 1.6	< 1.6	< 6.2	< 3.1	< 0.31	< 6.2	< 3.1 *	< 3.1	< 16	< 59
Carbon disulfide	200	1000		NA	NA	NA	NA	NA	NA	NA	NA	NA	NA	< 5.3
Carbon tetrachloride	0.5	5		< 0.52	< 1.3	< 1.3	< 5.2	< 2.6	< 0.26	< 5.2	< 2.6	< 2.6	< 7.7	< 3.8
Chloroform	0.6	6		< 0.4	< 1	< 1	< 4	< 2	< 0.2	< 4.0	< 2.0	< 2.0	< 7.4	< 6.2
Chloromethane	3	30		< 0.36	< 0.9	< 0.9	< 3.6	< 1.8	< 0.18	< 3.6	< 1.8	< 1.8	< 6.4	49 BJ
cis-1,2-Dichloroethene	7	70		910	970	1000	930	760	650	720	630	690	820	200
Dichlorodifluoromethane	200	1000		< 0.4	< 1	< 1	< 4	< 2	< 0.2	< 4.0	< 2.0	< 2.0	< 11	< 11
Ethylbenzene	140	700		< 0.26	< 0.65	< 0.65	< 2.6	< 1.3	< 0.13	< 2.6	< 1.3	< 1.3	< 3.7	< 5.4
Isopropylbenzene	NE	NE		< 0.28	< 0.7	< 0.7	< 2.8	< 1.4	< 0.14	< 2.8	< 1.4	< 1.4	< 7.7	< 8.1
m,p-Xylene	400	2000		NA	NA	NA	NA	NA	NA	NA	NA	NA	NA	< 5.7
Methyl tert-butyl ether	12	60		< 0.48	< 1.2	< 1.2	< 4.8	< 2.4	< 0.24	< 4.8	< 2.4	< 2.4	< 7.9	< 14
Methylene chloride	0.5	5		< 1.4	< 3.4	< 3.4	< 14	< 6.8	< 0.68	< 14	< 6.8	< 6.8	< 33	< 14
Naphthalene	10	100		< 0.32	< 0.8	< 0.8	< 3.2	< 1.6	< 0.16	< 3.2	< 1.6	< 1.6	< 6.7	< 8.8
n-Butylbenzene	NE	NE		< 0.26	< 0.65	< 0.65	< 2.6	< 1.3	< 0.13	< 2.6	< 1.3	< 1.3	< 7.8	< 14
n-Hexane	120	600		NA	NA	NA	NA	NA	NA	NA	NA	NA	NA	< 21
n-Propylbenzene	NE	NE		< 0.26	< 0.65	< 0.65	< 2.6	< 1.3	< 0.13	< 2.6	< 1.3	< 1.3	< 8.3	< 10
o-Xylene	400	2000		NA	NA	NA	NA	NA	NA	NA	NA	NA	NA	< 5.8
p-Isopropyltoluene	NE	NE		< 0.34	< 0.85	< 0.85	< 3.4	< 1.7	< 0.17	< 3.4	< 1.7	< 1.7	< 7.2	< 8.5
sec-Butylbenzene	NE	NE		< 0.3	< 0.75	< 0.75	< 3	< 1.5	< 0.15	< 3.0	< 1.5	< 1.5	< 8.0	< 13
Styrene	10	100		< 0.2	< 0.5	< 0.5	< 2	< 1	< 0.1	< 2.0	< 1.0	< 1.0	< 7.7	< 6.5
tert-Butylbenzene	NE	NE		< 0.28	< 0.7	< 0.7	< 2.8	< 1.4	< 0.14	< 2.8	< 1.4	< 1.4	< 8.0	< 12
Tetrachloroethene	0.5	5		1500	1500	2600	7000	6300	6500	6700	4800	4300	12000	3100
Toluene	160	800		< 0.22	< 0.55	< 0.55	< 2.2	< 1.1	< 0.11	< 2.2	< 1.1	< 1.1	< 3.0	9.0 J
trans-1,2-Dichloroethene	20	100		12	15	17	12 J	12	9.7	10 J	6.7 J	< 2.5	< 7.0	< 11
Trichloroethene	0.5	5		340	370	460	600	510	550	710	520	640	1100	450
Vinyl chloride	0.02	0.2		36	37	54	13	9.3	8.1	6.2 J	< 1.0	11	< 4.1	< 16
Xylenes, Total	400	2000		< 0.14	< 0.34	< 0.34	< 1.4	< 0.68	< 0.068	< 1.4	< 0.68	< 0.68	< 4.4	< 5.8
Total PCBs														
Aroclor-1016	0.003	0.03		< 0.15	NA	NA	NA	NA	NA	NA	NA	NA	NA	NA
Aroclor-1232	0.003	0.03		< 0.084	NA	NA	NA	NA	NA	NA	NA	NA	NA	NA
Aroclor-1242	0.003	0.03		< 0.12	NA	NA	NA	NA	NA	NA	NA	NA	NA	NA
Total Detected PCBs	NE	NE		ND	NA	NA	NA	NA	NA	NA	NA	NA	NA	NA
Dissolved PCBs														
Aroclor-1016	0.003	0.03		NA	NA	NA	NA	NA	NA	NA	NA	NA	NA	NA
Aroclor-1232	0.003	0.003		NA	NA	NA	NA	NA	NA	NA	NA	NA	NA	NA
Aroclor-1242	0.003	0.003		NA	NA	NA	NA	NA	NA	NA	NA	NA	NA	NA
Total Detected PCBs	NE	NE		NA	NA	NA	NA	NA	NA	NA	NA	NA	NA	NA

Notes on Page 50.

Table 12
Groundwater Analytical Results Summary
Madison-Kipp Corporation
Madison, Wisconsin

WELL ID	SCREEN INTERVAL (feet bgs)	PREVENTIVE ACTION LIMIT	ENFORCEMENT STANDARD	MP-13 135 - 139 ft 12/04/2012	MP-13 135 - 139 ft 01/17/2013	MP-13 135 - 139 ft 04/17/2013	MP-13 135 - 139 ft 07/22/2013	MP-13 135 - 139 ft 10/07/2013	MP-13 135 - 139 ft 04/16/2014	MP-13 135 - 139 ft 10/14/2014	MP-13 135 - 139 ft 04/14/2015	MP-13 135 - 139 ft 10/16/2015	MP-13 135 - 139 ft 10/10/2016	MP-13 163 - 167 ft 12/04/2012	MP-13 163 - 167 ft 01/16/2013	MP-13 163 - 167 ft 04/17/2013	MP-13 163 - 167 ft 07/22/2013	MP-13 163 - 167 ft 10/07/2013	MP-13 163 - 167 ft 04/16/2014	MP-13 163 - 167 ft 10/14/2014	MP-13 163 - 167 ft 04/14/2015	MP-13 163 - 167 ft 10/16/2015	MP-13 163 - 167 ft 10/10/2016
VOCS																							
1,1,1,2-Tetrachloroethane	7	70		< 0.5	< 1.3	< 2.5	< 2.5	< 1.3	< 2.5	< 2.5	< 2.5	< 4.6	< 11	< 1.3	< 0.25	< 0.5	< 0.25	< 0.25	< 0.50	< 0.50	< 0.25	< 0.46	< 0.22
1,1,1-Trichloroethane	40	200		< 0.4	< 1	< 2	< 2	< 1	< 2.0	< 2.0	< 2.0	< 3.8	< 10	< 1	< 0.2	< 0.4	< 0.2	< 0.2	< 0.40	< 0.40	< 0.20	< 0.38	< 0.20
1,1,2-Trichloroethane	0.5	5		< 0.56	< 1.4	< 2.8	< 2.8	< 1.4	< 2.8	< 2.8	< 2.8	< 3.5	< 10	< 1.4	< 0.28	< 0.56	< 0.28	< 0.28	< 0.56	< 0.56	< 0.28	< 0.35	< 0.20
1,1-Dichloroethene	0.7	7		< 1.5 J	< 1.6	< 3.1	< 3.1	< 1.6	< 3.1	< 3.1	< 3.1	< 3.9	< 14	< 1.6	0.97 J	< 0.62	< 0.31	< 0.31	< 0.62	< 0.62	< 0.31	< 0.39	< 0.28
1,2,4-Trimethylbenzene	96	480		< 0.28	< 0.7	< 1.4	< 1.4	< 0.7	< 1.4	< 1.4	< 1.4	< 3.6	< 6.0	< 0.7	< 0.14	< 0.28	< 0.14	< 0.14	< 0.28	< 0.28	< 0.14	< 0.36	< 0.12
1,2-Dibromoethane	0.005	0.05		< 0.72	< 1.8	< 3.6	< 3.6	< 1.8	< 3.6	< 3.6	< 3.6	< 3.9	< 13	< 1.8	< 0.36	< 0.72	< 0.36	< 0.36	< 0.72	< 0.72	< 0.36	< 0.39	< 0.26
1,2-Dichlorobenzene	60	600		< 0.54	< 1.4	< 2.7	< 2.7	< 1.4	< 2.7	< 2.7	< 2.7	< 3.3	< 7.6	< 1.4	< 0.27	< 0.54	< 0.27	< 0.27	< 0.54	< 0.54	< 0.27	< 0.33	< 0.15
1,2-Dichloropropane	0.5	5		< 0.4	< 1	< 2	< 2	< 1	< 2.0	< 2.0	< 2.0	< 4.3	< 10	< 1	< 0.2	< 0.4	< 0.2	< 0.2	< 0.40	< 0.40	< 0.20	< 0.43	< 0.20
1,2,3-Trichlorobenzene	NE	NE		< 0.48	< 1.2	< 2.4	< 2.4	< 1.2	< 2.4	< 2.4	< 2.4	< 4.6	< 4.5	< 1.2	< 0.24	< 0.48	< 0.24	< 0.24	< 0.48	< 0.48	< 0.24	< 0.46	< 0.090
1,2,4-Trichlorobenzene	14	70		< 0.62	< 1.6	< 3.1	< 3.1	< 1.6	< 3.1	< 3.1	< 3.1	< 3.4	< 7.7	< 1.6	< 0.31	< 0.62	< 0.31	< 0.31	< 0.62	< 0.62	< 0.31	< 0.34	< 0.15
1,3,5-Trimethylbenzene	96	480		< 0.36	< 0.9	< 1.8	< 1.8	< 0.9	< 1.8	< 1.8	< 1.8	< 2.5	< 7.5	< 0.9	< 0.18	< 0.36	< 0.18	< 0.18	< 0.36	< 0.36	< 0.18	< 0.25	< 0.15
2-Butanone	800	4000		NA	NA	NA	NA	NA	NA	NA	NA	NA	< 300	NA	NA	NA	NA	NA	NA	NA	NA	NA	< 6.0
2-Hexanone	NE	NE		NA	NA	NA	NA	NA	NA	NA	NA	NA	< 95	NA	NA	NA	NA	NA	NA	NA	NA	NA	< 1.9
Acetone	1800	9000		NA	NA	NA	NA	NA	NA	NA	NA	NA	< 340	NA	NA	NA	NA	NA	NA	NA	NA	NA	< 6.8
Benzene	0.5	5		0.41 J	1.1 J	< 0.74	< 0.74	< 0.37	< 0.74	< 0.74	< 0.74	< 1.5	< 8.9	< 0.37	< 0.074	< 0.15	< 0.074	< 0.074	< 0.15	< 0.15	< 0.074	< 0.15	< 0.18
Bromodichloromethane	0.06	0.6		< 0.34	< 0.85	< 1.7	< 1.7	< 0.85	< 1.7	< 1.7	< 1.7	< 3.7	< 7.7	< 0.85	< 0.17	< 0.34	< 0.17	< 0.17	< 0.34	< 0.34	< 0.17	< 0.37	< 0.15
Bromoform	0.44	4.4		< 0.56	< 1.4	< 2.8	< 2.8	< 1.4	< 2.8	< 2.8	< 2.8	< 4.8	< 8.8	< 1.4	< 0.28	< 0.56	< 0.28	< 0.28	< 0.56	< 0.56	< 0.28	< 0.48	< 0.18
Bromomethane	1	10		< 0.62	< 1.6	< 3.1	< 3.1	< 1.6	< 3.1	< 3.1 *	< 3.1	< 8.0	< 59	< 1.6	< 0.31	< 0.62	< 0.31	< 0.31	< 0.62	< 0.62 *	< 0.31	< 0.80	< 1.2
Carbon disulfide	200	1000		NA	NA	NA	NA	NA	NA	NA	NA	NA	< 5.3	NA	NA	NA	NA	NA	NA	NA	NA	NA	< 0.11
Carbon tetrachloride	0.5	5		< 0.52	< 1.3	< 2.6	< 2.6	< 1.3	< 2.6	< 2.6	< 2.6	< 3.8	< 3.8	< 1.3	< 0.26	< 0.52	< 0.26	< 0.26	< 0.52	< 0.52	< 0.26	< 0.38	< 0.076
Chloroform	0.6	6		< 0.4	< 1	< 2	< 2	< 1	< 2.0	< 2.0	< 2.0	< 3.7	< 6.2	< 1	< 0.2	< 0.4	< 0.2	< 0.2	< 0.40	< 0.40	< 0.20	< 0.37	< 0.12
Chloromethane	3	30		< 0.36	< 0.9	< 1.8	< 1.8	< 0.9	< 1.8	< 1.8	< 1.8	< 3.2	46 BJ	< 0.9	< 0.18	< 0.36	< 0.18	< 0.18	< 0.36	< 0.36	< 0.18	< 0.32	0.76 BJ
cis-1,2-Dichloroethene	7	70		1100	910	540	420	380	370	330	410	170	87	970	730	460	200	170	180	160	150	33	3.8
Dichlorodifluoromethane	200	1000		< 0.4	< 1	< 2	< 2	< 1	< 2.0	< 2.0	< 2.0	< 5.4	< 11	< 1	< 0.2	< 0.4	< 0.2	< 0.2	< 0.40	< 0.40	< 0.20	< 0.54	< 0.22
Ethylbenzene	140	700		< 0.26	< 0.65	< 1.3	< 1.3	< 0.65	< 1.3	< 1.3	< 1.3	< 1.8	< 5.4	< 0.65	< 0.13	< 0.26	< 0.13	< 0.13	< 0.26	< 0.26	< 0.13	< 0.18	< 0.11
Isopropylbenzene	NE	NE		< 0.28	< 0.7	< 1.4	< 1.4	< 0.7	< 1.4	< 1.4	< 1.4	< 3.9	< 8.1	< 0.7	< 0.14	< 0.28	< 0.14	< 0.14	< 0.28	< 0.28	< 0.14	< 0.39	< 0.16
m,p-Xylene	400	2000		NA	NA	NA	NA	NA	NA	NA	NA	NA	< 5.7	NA	NA	NA	NA	NA	NA	NA	NA	NA	< 0.11
Methyl tert-butyl ether	12	60		< 0.48	< 1.2	< 2.4	< 2.4	< 1.2	< 2.4	< 2.4	< 2.4	< 3.9	< 14	< 1.2	< 0.24	< 0.48	< 0.24	< 0.24	< 0.48	< 0.48	< 0.24	< 0.39	< 0.28
Methylene chloride	0.5	5		< 1.4	< 3.4	< 6.8	< 6.8	< 3.4	< 6.8	< 6.8	< 6.8	< 16	< 14	< 3.4	< 0.68	< 1.4	< 0.68	< 0.68	< 1.4	< 1.4	< 0.68	< 1.6	< 0.28
Naphthalene	10	100		< 0.32	< 0.8	< 1.6	< 1.6	< 0.8	< 1.6	< 1.6	< 1.6	< 3.4	< 8.8	< 0.8	< 0.16	< 0.32	< 0.16	< 0.16	< 0.32	< 0.32	< 0.16	< 0.34	< 0.18
n-Butylbenzene	NE	NE		< 0.26	< 0.65	< 1.3	< 1.3	< 0.65	< 1.3	< 1.3	< 1.3	< 3.9	< 14	< 0.65	< 0.13	< 0.26	< 0.13	< 0.13	< 0.26	< 0.26	< 0.13	< 0.39	< 0.28
n-Hexane	120	600		NA	NA	NA	NA	NA	NA	NA	NA	NA	< 21	NA	NA	NA	NA	NA	NA	NA	NA	NA	< 0.42
n-Propylbenzene	NE	NE		< 0.26	< 0.65	< 1.3	< 1.3	< 0.65	< 1.3	< 1.3	< 1.3	< 4.1	< 10	< 0.65	< 0.13	< 0.26	< 0.13	< 0.13	< 0.26	< 0.26	< 0.13	< 0.41	< 0.20
o-Xylene	400	2000		NA	NA	NA	NA	NA	NA	NA	NA	NA	< 5.8	NA	NA	NA	NA	NA	NA	NA	NA	NA	< 0.12
p-Isopropyltoluene	NE	NE		< 0.34	< 0.85	< 1.7	< 1.7	< 0.85	< 1.7	< 1.7	< 1.7	< 3.6	< 8.5	< 0.85	< 0.17	< 0.34	< 0.17	< 0.17	< 0.34	< 0.34	< 0.17	< 0.36	< 0.17
sec-Butylbenzene	NE	NE		< 0.3	< 0.75	< 1.5	< 1.5	< 0.75	< 1.5	< 1.5	< 1.5	< 4.0	< 13	< 0.75	< 0.15	< 0.3	< 0.15	< 0.15	< 0.30	< 0.30	< 0.15	< 0.40	< 0.26
Styrene	10	100		< 0.2	< 0.5	< 1	< 1	< 0.5	< 1.0	< 1.0	< 1.0	< 3.9	< 6.5	< 0.5	< 0.1	< 0.2	< 0.1	< 0.1	< 0.20	< 0.20	< 0.10	< 0.39	< 0.13
tert-Butylbenzene	NE	NE		< 0.28	< 0.7	< 1.4	< 1.4	< 0.7	< 1.4	< 1.4	< 1.4	< 4.0	< 12	< 0.7	< 0.14	< 0.28	< 0.14	< 0.14	< 0.28	< 0.28	< 0.14	< 0.40	< 0.24
Tetrachloroethene	0.5	5		1900	2300	3800	4200	6500	5200	6300	5700	5500	2000	1400	930	840	510	680	870	930	910	350	43
Toluene	160	800		< 0.22	< 0.55	< 1.1	< 1.1	< 0.55	< 1.1	< 1.1	< 1.1	< 1.5	8.0 J	< 0.55	< 0.11	< 0.22	< 0.11	< 0.11	< 0.22	< 0.22	< 0.11	< 0.15	< 0.11
trans-1,2-Dichloroethene	20	100		17	15	8.5 J	5.4 J	< 1.3	< 2.5	< 2.5	< 2.5	< 3.5	< 11	15	13	7.5	3.3	2.6	3.3	1.9 J	1.9	< 0.35	< 0.22
Trichloroethene	0.5	5		450	430	310	260	310	320	270	370	210	100	370	250	200	92	96	110	100	99	33	4.8
Vinyl chloride	0.02	0.2		50	42	11	8.1	5.8															

Table 12
Groundwater Analytical Results Summary
Madison-Kipp Corporation
Madison, Wisconsin

WELL ID	SCREEN INTERVAL (feet bgs)	PREVENTIVE ACTION LIMIT	ENFORCEMENT STANDARD	MP-14 135 - 140 ft 01/21/2013	MP-14 135 - 140 ft 04/16/2013	MP-14 135 - 140 ft 07/16/2013	MP-14 135 - 140 ft 07/22/2013	MP-14 135 - 140 ft 10/08/2013	MP-14 135 - 140 ft 04/14/2014	MP-14 135 - 140 ft 10/17/2014	MP-14 135 - 140 ft 04/13/2015	MP-14 135 - 140 ft 10/15/2015	MP-14 135 - 140 ft 01/20/2016	MP-14 135 - 140 ft 04/19/2016	MP-14 135 - 140 ft 07/18/2016	MP-14 135 - 140 ft 10/11/2016
VOCs																
1,1,1,2-Tetrachloroethane	7	70		< 0.25	< 0.25	< 0.5	< 0.25	< 0.5	< 0.25	< 0.25	< 0.25	< 0.46	< 1.1	< 2.2	< 0.11	< 1.1
1,1,1-Trichloroethane	40	200		< 0.2	< 0.2	< 0.4	< 0.2	< 0.4	< 0.20	< 0.20	< 0.20	< 0.38	< 1.0	< 2.0	< 0.10	< 1.0
1,1,2-Trichloroethane	0.5	5		< 0.28	< 0.28	< 0.56	< 0.28	< 0.56	< 0.28	< 0.28	< 0.28	< 0.35	< 1.0	< 2.0	< 0.10	< 1.0
1,1-Dichloroethane	0.7	7		< 0.31	< 0.31	< 0.62	< 0.31	< 0.62	< 0.31	< 0.31	< 0.31	< 0.39	< 1.4	< 2.8	< 0.14	< 1.4
1,2,4-Trimethylbenzene	96	480		< 0.14	< 0.14	< 0.28	< 0.14	< 0.28	< 0.14	< 0.14	< 0.14	< 0.36	< 0.60	< 1.2	< 0.060	< 0.60
1,2-Dibromoethane	0.005	0.05		< 0.36	< 0.36	< 0.72	< 0.36	< 0.72	< 0.36	< 0.36	< 0.36	< 0.39	< 1.3	< 2.6	< 0.13	< 1.3
1,2-Dichlorobenzene	60	600		< 0.27	< 0.27	< 0.54	< 0.27	< 0.54	< 0.27	< 0.27	< 0.27	< 0.33	< 0.76	< 1.5	< 0.076	< 0.76
1,2-Dichloropropane	0.5	5		< 0.2	< 0.2	< 0.4	< 0.2	< 0.4	< 0.20	< 0.20	< 0.20	< 0.43	< 1.0	< 2.0	< 0.10	< 1.0
1,2,3-Trichlorobenzene	NE	NE		< 0.24	< 0.24	< 0.48	< 0.24	< 0.48	< 0.24	< 0.24	< 0.24	< 0.46	< 0.45	3.4 BJ	< 0.045	< 0.45
1,2,4-Trichlorobenzene	14	70		< 0.31	< 0.31	< 0.62	< 0.31	< 0.62	< 0.31	< 0.31	< 0.31	< 0.34	< 0.77	2.4 J	< 0.077	< 0.77
1,3,5-Trimethylbenzene	96	480		< 0.18	< 0.18	< 0.36	< 0.18	< 0.36	< 0.18	< 0.18	< 0.18	< 0.25	< 0.75	< 1.5	< 0.075	< 0.75
2-Butanone	800	4000		NA	NA	NA	NA	NA	NA	NA	NA	NA	< 30	< 60	< 3.0	< 30
2-Hexanone	NE	NE		NA	NA	NA	NA	NA	NA	NA	NA	NA	< 9.5	< 19	< 0.95	< 9.5
Acetone	1800	9000		NA	NA	NA	NA	NA	NA	NA	NA	NA	< 34	< 68	< 3.4	< 34
Benzene	0.5	5		< 0.074	< 0.074	< 0.15	< 0.074	< 0.15	< 0.074	< 0.074	< 0.074	< 0.15	< 0.89	< 1.8	< 0.089	< 0.89
Bromodichloromethane	0.06	0.6		< 0.17	< 0.17	< 0.34	< 0.17	< 0.34	< 0.17	< 0.17	< 0.17	< 0.37	< 0.77	< 1.5	< 0.077	< 0.77
Bromoform	0.44	4.4		< 0.28	< 0.28	< 0.56	< 0.28	< 0.56	< 0.28	< 0.28	< 0.28	< 0.48	< 0.88	< 1.8	< 0.088	< 0.88
Bromomethane	1	10		< 0.31	< 0.31	< 0.62	< 0.31	< 0.62	< 0.31	< 0.31 *	< 0.31	< 0.80	< 5.9	< 12	< 0.59	< 5.9
Carbon disulfide	200	1000		NA	NA	NA	NA	NA	NA	NA	NA	NA	< 0.53	< 1.1	< 0.053	3.3 J
Carbon tetrachloride	0.5	5		< 0.26	< 0.26	< 0.52	< 0.26	< 0.52	< 0.26	< 0.26	< 0.26	< 0.38	< 0.38	< 0.76	< 0.038	< 0.38
Chloroform	0.6	6		< 0.2	< 0.2	< 0.4	< 0.2	< 0.4	< 0.20	< 0.20	< 0.20	< 0.37	< 0.62	< 1.2	< 0.062	< 0.62
Chloromethane	3	30		< 0.18	< 0.18	< 0.36	< 0.18	< 0.36	< 0.18	< 0.18	< 0.18	< 0.32	< 1.6	< 3.2	0.16 J	12 BJ
cis-1,2-Dichloroethene	7	70		< 0.12	17	27	29	27	12	8.1	4.3	13	12	16	13	13
Dichlorodifluoromethane	200	1000		< 0.2	< 0.2	< 0.4	< 0.2	< 0.4	< 0.20	< 0.20	< 0.20	< 0.54	< 1.1	< 2.2	0.11 J	< 1.1
Ethylbenzene	140	700		< 0.13	< 0.13	< 0.26	< 0.13	< 0.26	< 0.13	< 0.13	< 0.13	< 0.18	< 0.54	< 1.1	< 0.054	< 0.54
Isopropylbenzene	NE	NE		< 0.14	< 0.14	< 0.28	< 0.14	< 0.28	< 0.14	< 0.14	< 0.14	< 0.39	< 0.81	< 1.6	< 0.081	< 0.81
m,p-Xylene	400	2000		NA	NA	NA	NA	NA	NA	NA	NA	NA	< 0.57	< 1.1	< 0.057	< 0.57
Methyl tert-butyl ether	12	60		< 0.24	< 0.24	< 0.48	< 0.24	< 0.48	< 0.24	< 0.24 *	< 0.24	< 0.39	< 1.4	< 2.8	< 0.14	< 1.4
Methylene chloride	0.5	5		< 0.68	< 0.68	< 1.4	< 0.68	< 1.4	< 0.68	< 0.68	< 0.68	< 1.6	< 1.4	< 2.8	< 0.14	< 1.4
Naphthalene	10	100		< 0.16	< 0.16	< 0.32	< 0.16	< 0.32	< 0.16	< 0.16	< 0.16	< 0.34	< 0.88	6.8 BJ	< 0.088	< 0.88
n-Butylbenzene	NE	NE		< 0.13	< 0.13	< 0.26	< 0.13	< 0.26	< 0.13	< 0.13	< 0.13	< 0.39	< 1.4	< 2.8	< 0.14	< 1.4
n-Hexane	120	600		NA	NA	NA	NA	NA	NA	NA	NA	NA	< 2.1	< 4.2	< 0.21	< 2.1
n-Propylbenzene	NE	NE		< 0.13	< 0.13	< 0.26	< 0.13	< 0.26	< 0.13	< 0.13	< 0.13	< 0.41	< 1.0	< 2.0	< 0.10	< 1.0
o-Xylene	400	2000		NA	NA	NA	NA	NA	NA	NA	NA	NA	< 0.58	< 1.2	< 0.058	< 0.58
p-Isopropyltoluene	NE	NE		< 0.17	< 0.17	< 0.34	< 0.17	< 0.34	< 0.17	< 0.17	< 0.17	< 0.36	< 0.85	< 1.7	< 0.085	< 0.85
sec-Butylbenzene	NE	NE		< 0.15	< 0.15	< 0.3	< 0.15	< 0.3	< 0.15	< 0.15	< 0.15	< 0.40	< 1.3	< 2.6	< 0.13	< 1.3
Styrene	10	100		< 0.1	< 0.1	< 0.2	< 0.1	< 0.2	< 0.10	< 0.10	< 0.10	< 0.39	< 0.65	< 1.3	< 0.065	< 0.65
tert-Butylbenzene	NE	NE		< 0.14	< 0.14	< 0.28	< 0.14	< 0.28	< 0.14	< 0.14	< 0.14	< 0.40	< 1.2	< 2.4	< 0.12	< 1.2
Tetrachloroethene	0.5	5		1.7	430	820	920	970	350	190	110	320	290	310	230	250
Toluene	160	800		< 0.11	< 0.11	< 0.22	< 0.11	< 0.22	< 0.11	< 0.11	< 0.11	< 0.15	< 0.53	< 1.1	< 0.053	1.4 J
trans-1,2-Dichloroethene	20	100		< 0.25	< 0.25	< 0.5	< 0.25	< 0.5	< 0.25	< 0.25	< 0.25	< 0.35	< 1.1	< 2.2	0.24 J	< 1.1
Trichloroethene	0.5	5	0.24 J	31	53	51	53	23	16	7.9	25	24	28	24	24	25
Vinyl chloride	0.02	0.2		< 0.1	< 0.1	< 0.2	< 0.1	0.53 J	< 0.10	< 0.10	< 0.10	< 0.20	< 1.6	< 3.2	< 0.16	< 1.6
Xylenes, Total	400	2000		< 0.068	< 0.068	< 0.14	< 0.068	< 0.14	< 0.068	< 0.068	< 0.068	< 0.22	< 0.58	< 1.2	< 0.058	< 0.58
Total PCBs																
Aroclor-1016	0.003	0.03		NA	NA	NA	NA	NA	NA	NA	NA	NA	NA	NA	NA	NA
Aroclor-1232	0.003	0.03		NA	NA	NA	NA	NA	NA	NA	NA	NA	NA	NA	NA	NA
Aroclor-1242	0.003	0.03		NA	NA	NA	NA	NA	NA	NA	NA	NA	NA	NA	NA	NA
Total Detected PCBs	NE	NE		NA	NA	NA	NA	NA	NA	NA	NA	NA	NA	NA	NA	NA
Dissolved PCBs																
Aroclor-1016	0.003	0.03		NA	NA	NA	NA	NA	NA	NA	NA	NA	NA	NA	NA	NA
Aroclor-1232	0.003	0.003		NA	NA	NA	NA	NA	NA	NA	NA	NA	NA	NA	NA	NA
Aroclor-1242	0.003	0.003		NA	NA	NA	NA	NA	NA	NA	NA	NA	NA	NA	NA	NA
Total Detected PCBs	NE	NE		NA	NA	NA	NA	NA	NA	NA	NA	NA	NA	NA	NA	NA

Notes on Page 50.

Table 12
Groundwater Analytical Results Summary
Madison-Kipp Corporation
Madison, Wisconsin

WELL ID	SCREEN INTERVAL (feet bgs)	PREVENTIVE ACTION LIMIT	ENFORCEMENT STANDARD	MP-14 170 - 178 ft 01/21/2013	MP-14 170 - 178 ft 04/16/2013	MP-14 170 - 178 ft 07/16/2013	MP-14 170 - 178 ft 07/22/2013	MP-14 170 - 178 ft 10/08/2013	MP-14 170 - 178 ft 04/14/2014	MP-14 170 - 178 ft 10/17/2014	MP-14 170 - 178 ft 04/13/2015	MP-14 170 - 178 ft 10/15/2015	MP-14 170 - 178 ft 10/11/2016	MP-15 88 - 92 ft 01/22/2013	MP-15 88 - 92 ft 04/15/2013	MP-15 88 - 92 ft 07/22/2013	MP-15 88 - 92 ft 10/08/2013	MP-15 88 - 92 ft 04/15/2014	MP-15 88 - 92 ft 10/16/2014	MP-15 88 - 92 ft 04/14/2015	MP-15 88 - 92 ft 10/15/2015	MP-15 88 - 92 ft 10/10/2016
VOCs																						
1,1,1,2-Tetrachloroethane	7	70		< 0.25	< 0.25	< 0.5	< 0.25	< 0.5	< 0.50	< 0.50	< 0.25	< 0.46	< 0.22	< 0.25	< 0.25	< 0.25	< 0.25	< 0.25	< 0.25	< 0.25	< 0.46	< 1.1
1,1,1-Trichloroethane	40	200		< 0.2	< 0.2	< 0.4	< 0.2	< 0.4	< 0.40	< 0.40	< 0.20	< 0.38	< 0.20	< 0.2	< 0.2	< 0.2	< 0.2	< 0.20	< 0.20	< 0.20	< 0.38	< 1.0
1,1,2-Trichloroethane	0.5	5		< 0.28	< 0.28	< 0.56	< 0.28	< 0.56	< 0.56	< 0.56	< 0.28	< 0.35	< 0.20	< 0.28	2.2	< 0.28	< 0.28	< 0.28	< 0.28	< 0.28	< 0.35	< 1.0
1,1-Dichloroethene	0.7	7		< 0.31	< 0.31	< 0.62	< 0.31	< 0.62	< 0.62	< 0.62	< 0.31	< 0.39	< 0.28	< 0.31	< 0.31	< 0.31	< 0.31	< 0.31	< 0.31	< 0.31	< 0.39	< 1.4
1,2,4-Trimethylbenzene	96	480		< 0.14	< 0.14	< 0.28	< 0.14	< 0.28	< 0.28	< 0.28	< 0.14	< 0.36	< 0.12	< 0.14	< 0.14	< 0.14	< 0.14	< 0.14	< 0.14	< 0.14	< 0.36	< 0.60
1,2-Dibromoethane	0.005	0.05		< 0.36	< 0.36	< 0.72	< 0.36	< 0.72	< 0.72	< 0.72	< 0.36	< 0.39	< 0.26	< 0.36	< 0.36	< 0.36	< 0.36	< 0.36	< 0.36	< 0.36	< 0.39	< 1.3
1,2-Dichlorobenzene	60	600		< 0.27	< 0.27	< 0.54	< 0.27	< 0.54	< 0.54	< 0.54	< 0.27	< 0.33	< 0.15	< 0.27	< 0.27	< 0.27	< 0.27	< 0.27	< 0.27	< 0.27	< 0.33	< 0.76
1,2-Dichloropropane	0.5	5		< 0.2	< 0.2	< 0.4	< 0.2	< 0.4	< 0.40	< 0.40	< 0.20	< 0.43	< 0.20	< 0.2	< 0.2	< 0.2	< 0.2	< 0.20	< 0.20	< 0.20	< 0.43	< 1.0
1,2,3-Trichlorobenzene	NE	NE		< 0.24	< 0.24	< 0.48	< 0.24	< 0.48	< 0.48	< 0.48	< 0.24	< 0.46	< 0.090	< 0.24	< 0.24	< 0.24	< 0.24	< 0.24	< 0.24	< 0.24	< 0.46	< 0.45
1,2,4-Trichlorobenzene	14	70		< 0.31	< 0.31	< 0.62	< 0.31	< 0.62	< 0.62	< 0.62	< 0.31	< 0.34	< 0.15	< 0.31	< 0.31	< 0.31	< 0.31	< 0.31	< 0.31	< 0.31	< 0.34	< 0.77
1,3,5-Trimethylbenzene	96	480		< 0.18	< 0.18	< 0.36	< 0.18	< 0.36	< 0.36	< 0.36	< 0.18	< 0.25	< 0.15	< 0.18	< 0.18	< 0.18	< 0.18	< 0.18	< 0.18	< 0.18	< 0.25	< 0.75
2-Butanone	800	4000		NA	NA	NA	NA	NA	NA	NA	NA	NA	< 6.0	NA	NA	NA	NA	NA	NA	NA	NA	< 30
2-Hexanone	NE	NE		NA	NA	NA	NA	NA	NA	NA	NA	NA	< 1.9	NA	NA	NA	NA	NA	NA	NA	NA	< 9.5
Acetone	1800	9000		NA	NA	NA	NA	NA	NA	NA	NA	NA	< 6.8	NA	NA	NA	NA	NA	NA	NA	NA	< 34
Benzene	0.5	5		< 0.074	< 0.074	< 0.15	< 0.074	< 0.15	< 0.15	< 0.15	< 0.074	< 0.15	< 0.18	< 0.074	< 0.074	< 0.074	< 0.074	< 0.074	< 0.074	< 0.074	< 0.15	< 0.89
Bromodichloromethane	0.06	0.6		< 0.17	< 0.17	< 0.34	< 0.17	< 0.34	< 0.34	< 0.34	< 0.17	< 0.37	< 0.15	< 0.17	< 0.17	< 0.17	< 0.17	< 0.17	< 0.17	< 0.17	< 0.37	< 0.77
Bromoform	0.44	4.4		< 0.28	< 0.28	< 0.56	< 0.28	< 0.56	< 0.56	< 0.56	< 0.28	< 0.48	< 0.18	< 0.28	< 0.28	< 0.28	< 0.28	< 0.28	< 0.28	< 0.28	< 0.48	< 0.88
Bromomethane	1	10		< 0.31	< 0.31	< 0.62	< 0.31	< 0.62	< 0.62	< 0.62	< 0.31	< 0.80	< 1.2	< 0.31	< 0.31	< 0.31	< 0.31	< 0.31	< 0.31	< 0.31	< 0.80	< 5.9
Carbon disulfide	200	1000		NA	NA	NA	NA	NA	NA	NA	NA	NA	< 0.11	NA	NA	NA	NA	NA	NA	NA	NA	3.1 J
Carbon tetrachloride	0.5	5		< 0.26	< 0.26	< 0.52	< 0.26	< 0.52	< 0.52	< 0.52	< 0.26	< 0.38	< 0.076	< 0.26	< 0.26	< 0.26	< 0.26	< 0.26	< 0.26	< 0.26	< 0.38	< 0.38
Chloroform	6	6		< 0.2	< 0.2	< 0.4	< 0.2	< 0.4	< 0.40	< 0.40	< 0.20	< 0.37	< 0.12	< 0.2	< 0.2	< 0.2	< 0.2	< 0.20	< 0.20	< 0.20	< 0.37	< 0.62
Chloromethane	3	30		< 0.18	< 0.18	< 0.36	< 0.18	< 0.36	< 0.36	< 0.36	< 0.18	< 0.32	0.92 BJ	< 0.18	< 0.18	< 0.18	< 0.18	< 0.18	< 0.18	< 0.18	< 0.32	11 BJ
cis-1,2-Dichloroethene	7	70		< 0.12	< 0.12	22	21	22	19	24	22	30	30	7.5	23	14	20	23	12	17	15	25
Dichlorodifluoromethane	200	1000		< 0.2	< 0.2	< 0.4	< 0.2	< 0.4	< 0.40	< 0.40	< 0.20	< 0.54	< 0.22	< 0.2	< 0.2	< 0.2	< 0.2	< 0.20	< 0.20	< 0.20	< 0.54	< 1.1
Ethylbenzene	140	700		< 0.13	< 0.13	< 0.26	< 0.13	< 0.26	< 0.26	< 0.26	< 0.13	< 0.18	< 0.11	< 0.13	< 0.13	< 0.13	< 0.13	< 0.13	< 0.13	< 0.13	< 0.18	< 0.54
Isopropylbenzene	NE	NE		< 0.14	< 0.14	< 0.28	< 0.14	< 0.28	< 0.28	< 0.28	< 0.14	< 0.39	< 0.16	< 0.14	< 0.14	< 0.14	< 0.14	< 0.14	< 0.14	< 0.14	< 0.39	< 0.81
m,p-Xylene	400	2000		NA	NA	NA	NA	NA	NA	NA	NA	NA	< 0.11	NA	NA	NA	NA	NA	NA	NA	NA	< 0.57
Methyl tert-butyl ether	12	60		< 0.24	< 0.24	< 0.48	< 0.24	< 0.48	< 0.48	< 0.48	< 0.24	< 0.39	< 0.28	2.3	0.84 J	< 0.24	3.3	3.5	< 0.24	< 0.24	2.5	4.0 J
Methylene chloride	0.5	5		< 0.68	< 0.68	< 1.4	< 0.68	< 1.4	< 1.4	< 1.4	< 0.68	< 1.6	< 0.28	< 0.68	< 0.68	< 0.68	< 0.68	< 0.68	< 0.68	< 0.68	< 1.6	< 1.4
Naphthalene	10	100		< 0.16	< 0.16	< 0.32	< 0.16	< 0.32	< 0.32	< 0.32	< 0.16	< 0.34	< 0.18	< 0.16	< 0.16	< 0.16	< 0.16	< 0.16	< 0.16	< 0.16	< 0.34	< 0.88
n-Butylbenzene	NE	NE		< 0.13	< 0.13	< 0.26	< 0.13	< 0.26	< 0.26	< 0.26	< 0.13	< 0.39	< 0.28	< 0.13	< 0.13	< 0.13	< 0.13	< 0.13	< 0.13	< 0.13	< 0.39	< 1.4
n-Hexane	120	600		NA	NA	NA	NA	NA	NA	NA	NA	NA	< 0.42	NA	NA	NA	NA	NA	NA	NA	NA	4.0 J
n-Propylbenzene	NE	NE		< 0.13	< 0.13	< 0.26	< 0.13	< 0.26	< 0.26	< 0.26	< 0.13	< 0.41	< 0.20	< 0.13	< 0.13	< 0.13	< 0.13	< 0.13	< 0.13	< 0.13	< 0.41	< 1.0
o-Xylene	400	2000		NA	NA	NA	NA	NA	NA	NA	NA	NA	< 0.12	NA	NA	NA	NA	NA	NA	NA	NA	< 0.58
p-Isopropyltoluene	NE	NE		< 0.17	< 0.17	< 0.34	< 0.17	< 0.34	< 0.34	< 0.34	< 0.17	< 0.36	< 0.17	< 0.17	< 0.17	< 0.17	< 0.17	< 0.17	< 0.17	< 0.17	< 0.36	< 0.85
sec-Butylbenzene	NE	NE		< 0.15	< 0.15	< 0.3	< 0.15	< 0.3	< 0.30	< 0.30	< 0.15	< 0.40	< 0.26	< 0.15	< 0.15	< 0.15	< 0.15	< 0.15	< 0.15	< 0.15	< 0.40	< 1.3
Styrene	10	100		< 0.1	< 0.1	< 0.2	< 0.1	< 0.2	< 0.20	< 0.20	< 0.10	< 0.39	< 0.13	< 0.1	< 0.1	< 0.1	< 0.1	< 0.10	< 0.10	< 0.10	< 0.39	< 0.65
tert-Butylbenzene	NE	NE		< 0.14	< 0.14	< 0.28	< 0.14	< 0.28	< 0.28	< 0.28	< 0.14	< 0.40	< 0.24	< 0.14	< 0.14	< 0.14	< 0.14	< 0.14	< 0.14	< 0.14	< 0.40	< 1.2
Tetrachloroethene	0.5	5		1.2	9.2	520	520	640	630	890	640 E	690	730	130	160	130	220	300	100	160	150	160
Toluene	160	800		< 0.11	< 0.11	< 0.22	< 0.11	< 0.22	< 0.22	< 0.22	< 0.11	< 0.15	< 0.11	< 0.11	< 0.11	< 0.11	< 0.11	< 0.11	< 0.11	< 0.11	< 0.15	1.5 J
trans-1,2-Dichloroethene	20	100		< 0.25	< 0.25	< 0.5	< 0.25	< 0.5	< 0.50	< 0.50	< 0.25	< 0.35	0.40 J	< 0.25	< 0.25	< 0.25	< 0.25	< 0.25	< 0.25	< 0.25	< 0.35	< 1.1
Trichloroethene	0.5	5		< 0.19	0.78	42	37	37	33	46	40	57	58	11	15	12	19	24	12	16	14	19
Vinyl chloride	0.02	0.2		< 0.1	< 0.1	< 0.2	< 0.1	< 0.2	< 0.20	< 0.20	< 0.10	< 0.20	< 0.32	< 0.1	< 0.1	< 0.1	< 0.1	< 0.10	< 0.10	< 0.10	< 0.20	< 1.6
Xylenes, Total	400	2000		< 0.068	< 0.068	< 0.14																

Table 12
Groundwater Analytical Results Summary
Madison-Kipp Corporation
Madison, Wisconsin

WELL ID	SCREEN INTERVAL (feet bgs)	PREVENTIVE ACTION LIMIT	ENFORCEMENT STANDARD	MP-16 80 - 84 ft 01/22/2013	MP-16 80 - 84 ft 04/16/2013	MP-16 80 - 84 ft 07/23/2013	MP-16 80 - 84 ft 10/09/2013	MP-16 80 - 84 ft 04/15/2014	MP-16 80 - 84 ft 10/16/2014	MP-16 106 - 116 ft 01/22/2013	MP-16 106 - 116 ft 04/16/2013	MP-16 106 - 116 ft 07/23/2013	MP-16 106 - 116 ft 10/09/2013	MP-16 106 - 116 ft 04/15/2014	MP-16 106 - 116 ft 10/16/2014	MP-16 106 - 116 ft 04/13/2015	MP-16 106 - 116 ft 10/15/2015	MP-16 106 - 116 ft 10/11/2016	
VOCs																			
1,1,1,2-Tetrachloroethane	7	70		< 0.25	< 0.25	< 0.25	< 0.25	< 0.25	< 0.25	< 0.25	< 0.25	< 0.25	< 0.25	< 0.25	< 0.25	< 0.25	< 0.25	< 0.25	< 0.22
1,1,1-Trichloroethane	40	200		< 0.2	< 0.2	< 0.2	< 0.2	< 0.20	< 0.20	< 0.2	< 0.2	< 0.2	< 0.2	< 0.20	< 0.20	< 0.20	< 0.20	< 0.20	< 0.20
1,1,2-Trichloroethane	0.5	5		< 0.28	< 0.28	< 0.28	< 0.28	< 0.28	< 0.28	< 0.28	< 0.28	< 0.28	< 0.28	< 0.28	< 0.28	< 0.28	< 0.28	< 0.28	< 0.20
1,1-Dichloroethene	0.7	7		< 0.31	< 0.31	< 0.31	< 0.31	< 0.31	< 0.31	< 0.31	< 0.31	< 0.31	< 0.31	< 0.31	< 0.31	< 0.31	< 0.31	< 0.31	< 0.28
1,2,4-Trimethylbenzene	96	480		< 0.14	< 0.14	< 0.14	< 0.14	< 0.14	< 0.14	< 0.14	< 0.14	< 0.14	< 0.14	< 0.14	< 0.14	< 0.14	< 0.14	< 0.14	< 0.12
1,2-Dibromoethane	0.005	0.05		< 0.36	< 0.36	< 0.36	< 0.36	< 0.36	< 0.36	< 0.36	< 0.36	< 0.36	< 0.36	< 0.36	< 0.36	< 0.36	< 0.36	< 0.36	< 0.26
1,2-Dichlorobenzene	60	600		< 0.27	< 0.27	< 0.27	< 0.27	< 0.27	< 0.27	< 0.27	< 0.27	< 0.27	< 0.27	< 0.27	< 0.27	< 0.27	< 0.27	< 0.27	< 0.15
1,2-Dichloropropane	0.5	5		< 0.2	< 0.2	< 0.2	< 0.2	< 0.20	< 0.20	< 0.2	< 0.2	< 0.2	< 0.2	< 0.20	< 0.20	< 0.20	< 0.20	< 0.20	< 0.20
1,2,3-Trichlorobenzene	NE	NE		< 0.24	< 0.24	< 0.24	< 0.24	< 0.24	< 0.24	< 0.24	< 0.24	< 0.24	< 0.24	< 0.24	< 0.24	< 0.24	< 0.24	< 0.24	< 0.090
1,2,4-Trichlorobenzene	14	70		< 0.31	< 0.31	< 0.31	< 0.31	< 0.31	< 0.31	< 0.31	< 0.31	< 0.31	< 0.31	< 0.31	< 0.31	< 0.31	< 0.31	< 0.31	< 0.15
1,3,5-Trimethylbenzene	96	480		< 0.18	< 0.18	< 0.18	< 0.18	< 0.18	< 0.18	< 0.18	< 0.18	< 0.18	< 0.18	< 0.18	< 0.18	< 0.18	< 0.18	< 0.18	< 0.15
2-Butanone	800	4000		NA	NA	NA	NA	NA	NA	NA	NA	NA	NA	NA	NA	NA	NA	NA	< 6.0
2-Hexanone	NE	NE		NA	NA	NA	NA	NA	NA	NA	NA	NA	NA	NA	NA	NA	NA	NA	< 1.9
Acetone	1800	9000		NA	NA	NA	NA	NA	NA	NA	NA	NA	NA	NA	NA	NA	NA	NA	< 6.8
Benzene	0.5	5		< 0.074	< 0.074	< 0.074	< 0.074	< 0.074	< 0.074	< 0.074	< 0.074	< 0.074	< 0.074	< 0.074	< 0.074	< 0.074	< 0.074	< 0.074	< 0.15
Bromodichloromethane	0.06	0.6		< 0.17	< 0.17	< 0.17	< 0.17	< 0.17	< 0.17	< 0.17	< 0.17	< 0.17	< 0.17	< 0.17	< 0.17	< 0.17	< 0.17	< 0.17	< 0.15
Bromoform	0.44	4.4		< 0.28	< 0.28	< 0.28	< 0.28	< 0.28	< 0.28	< 0.28	< 0.28	< 0.28	< 0.28	< 0.28	< 0.28	< 0.28	< 0.28	< 0.28	< 0.18
Bromomethane	1	10		< 0.31	< 0.31	< 0.31	< 0.31	< 0.31	< 0.31	< 0.31	< 0.31	< 0.31	< 0.31	< 0.31	< 0.31	< 0.31	< 0.31	< 0.31	< 1.2
Carbon disulfide	200	1000		NA	NA	NA	NA	NA	NA	NA	NA	NA	NA	NA	NA	NA	NA	NA	< 0.11
Carbon tetrachloride	0.5	5		< 0.26	< 0.26	< 0.26	< 0.26	< 0.26	< 0.26	< 0.26	< 0.26	< 0.26	< 0.26	< 0.26	< 0.26	< 0.26	< 0.26	< 0.26	< 0.076
Chloroform	0.6	6		< 0.2	< 0.2	< 0.2	< 0.2	< 0.20	< 0.20	< 0.2	< 0.2	< 0.2	< 0.2	< 0.20	< 0.20	< 0.20	< 0.20	< 0.20	< 0.12
Chloromethane	3	30		< 0.18	< 0.18	< 0.18	< 0.18	< 0.18	< 0.18	< 0.18	< 0.18	< 0.18	< 0.18	< 0.18	< 0.18	< 0.18	< 0.18	< 0.18	0.74 BJ
cis-1,2-Dichloroethene	7	70		< 0.12	< 0.12	< 0.12	< 0.12	< 0.12	< 0.12	2.6	5.8	9.5	10	5.4	10	6.4	7	6.4	6.4
Dichlorodifluoromethane	200	1000		< 0.2	< 0.2	< 0.2 *	< 0.2	< 0.20	< 0.20	< 0.2	< 0.2	< 0.2 *	< 0.2	< 0.20	< 0.20	< 0.20	< 0.20	< 0.20	< 0.22
Ethylbenzene	140	700		< 0.13	< 0.13	< 0.13	< 0.13	< 0.13	< 0.13	< 0.13	< 0.13	< 0.13	< 0.13	< 0.13	< 0.13	< 0.13	< 0.13	< 0.13	< 0.11
Isopropylbenzene	NE	NE		< 0.14	< 0.14	< 0.14	< 0.14	< 0.14	< 0.14	< 0.14	< 0.14	< 0.14	< 0.14	< 0.14	< 0.14	< 0.14	< 0.14	< 0.14	< 0.16
m,p-Xylene	400	2000		NA	NA	NA	NA	NA	NA	NA	NA	NA	NA	NA	NA	NA	NA	NA	< 0.11
Methyl tert-butyl ether	12	60		< 0.24	< 0.24	< 0.24	< 0.24	< 0.24	< 0.24	< 0.24	< 0.24	< 0.24	< 0.24	< 0.24	< 0.24	< 0.24	< 0.24	< 0.24	< 0.28
Methylene chloride	0.5	5		< 0.68	< 0.68	< 0.68	< 0.68	< 0.68	< 0.68	< 0.68	< 0.68	< 0.68	< 0.68	< 0.68	< 0.68	< 0.68	< 0.68	< 0.68	< 0.28
Naphthalene	10	100		< 0.16	< 0.16	< 0.16	< 0.16	< 0.16	< 0.16	< 0.16	< 0.16	< 0.16	< 0.16	< 0.16	< 0.16	< 0.16	< 0.16	< 0.16	< 0.18
n-Butylbenzene	NE	NE		< 0.13	< 0.13	< 0.13	< 0.13	< 0.13	< 0.13	< 0.13	< 0.13	< 0.13	< 0.13	< 0.13	< 0.13	< 0.13	< 0.13	< 0.13	< 0.28
n-Hexane	120	600		NA	NA	NA	NA	NA	NA	NA	NA	NA	NA	NA	NA	NA	NA	NA	< 0.42
n-Propylbenzene	NE	NE		< 0.13	< 0.13	< 0.13	< 0.13	< 0.13	< 0.13	< 0.13	< 0.13	< 0.13	< 0.13	< 0.13	< 0.13	< 0.13	< 0.13	< 0.13	< 0.20
o-Xylene	400	2000		NA	NA	NA	NA	NA	NA	NA	NA	NA	NA	NA	NA	NA	NA	NA	< 0.12
p-Isopropyltoluene	NE	NE		< 0.17	< 0.17	< 0.17	< 0.17	< 0.17	< 0.17	< 0.17	< 0.17	< 0.17	< 0.17	< 0.17	< 0.17	< 0.17	< 0.17	< 0.17	< 0.17
sec-Butylbenzene	NE	NE		< 0.15	< 0.15	< 0.15	< 0.15	< 0.15	< 0.15	< 0.15	< 0.15	< 0.15	< 0.15	< 0.15	< 0.15	< 0.15	< 0.15	< 0.15	< 0.26
Styrene	10	100		< 0.1	< 0.1	< 0.1	< 0.1	< 0.10	< 0.10	< 0.1	< 0.1	< 0.1	< 0.1	< 0.10	< 0.10	< 0.10	< 0.10	< 0.10	< 0.13
tert-Butylbenzene	NE	NE		< 0.14	< 0.14	< 0.14	< 0.14	< 0.14	< 0.14	< 0.14	< 0.14	< 0.14	< 0.14	< 0.14	< 0.14	< 0.14	< 0.14	< 0.14	< 0.24
Tetrachloroethene	0.5	5		0.76 J	< 0.17	< 0.17	0.76 J	0.56 J	< 0.17	23	330	90	94	330	110	120	89	68	
Toluene	160	800		< 0.11	< 0.11	< 0.11	< 0.11	< 0.11	< 0.11	< 0.11	< 0.11	< 0.11	< 0.11	< 0.11	< 0.11	< 0.11	< 0.11	< 0.11	0.16 J
trans-1,2-Dichloroethene	20	100		< 0.25	< 0.25	< 0.25	< 0.25	< 0.25	< 0.25	< 0.25	< 0.25	< 0.25	< 0.25	< 0.25	< 0.25	< 0.25	< 0.25	< 0.25	< 0.22
Trichloroethene	0.5	5		< 0.19	< 0.19	< 0.19	< 0.19	< 0.19	< 0.19	3.8	44	12	13	30	16	12	10	9.2	
Vinyl chloride	0.02	0.2		< 0.1	< 0.1	< 0.1	< 0.1	< 0.10	< 0.10	< 0.1	< 0.1	< 0.1	< 0.1	< 0.10	< 0.10	< 0.10	< 0.10	< 0.10	< 0.32
Xylenes, Total	400	2000		< 0.068	< 0.068	< 0.068	< 0.068	< 0.068	< 0.068	< 0.068	< 0.068	< 0.068	< 0.068	< 0.068	< 0.068	< 0.068	< 0.068	< 0.22	< 0.12
Total PCBs																			
Aroclor-1016	0.003	0.03		NA	NA	NA	NA	NA	NA	NA	NA	NA	NA	NA	NA	NA	NA	NA	NA
Aroclor-1232	0.003	0.03		NA	NA	NA	NA	NA	NA	NA	NA	NA	NA	NA	NA	NA	NA	NA	NA
Aroclor-1242	0.003	0.03		NA	NA	NA	NA	NA	NA	NA	NA	NA	NA	NA	NA	NA	NA	NA	NA
Total Detected PCBs	NE	NE		NA	NA	NA	NA	NA	NA	NA	NA	NA	NA	NA	NA	NA	NA	NA	NA
Dissolved PCBs																			
Aroclor-1016	0.003	0.03		NA	NA	NA	NA	NA	NA	NA	NA	NA	NA	NA	NA	NA	NA	NA	NA
Aroclor-1232	0.003	0.003		NA	NA	NA	NA	NA	NA	NA	NA	NA	NA	NA	NA	NA	NA	NA	NA
Aroclor-1242	0.003	0.003		NA	NA	NA	NA	NA	NA	NA	NA	NA	NA	NA	NA	NA	NA	NA	NA
Total Detected PCBs	NE	NE		NA	NA	NA	NA	NA	NA	NA	NA	NA	NA	NA	NA	NA	NA	NA	NA

Notes on Page 50.

Table 12
Groundwater Analytical Results Summary
Madison-Kipp Corporation
Madison, Wisconsin

WELL ID	SCREEN INTERVAL (feet bgs)	PREVENTIVE ACTION LIMIT	ENFORCEMENT STANDARD	MP-16 140 - 144 ft 01/22/2013	MP-16 140 - 144 ft 04/16/2013	MP-16 140 - 144 ft 07/23/2013	MP-16 140 - 144 ft 10/09/2013	MP-16 140 - 144 ft 04/15/2014	MP-16 140 - 144 ft 10/16/2014	MP-16 140 - 144 ft 04/13/2015	MP-16 140 - 144 ft 10/15/2015	MP-16 140 - 144 ft 01/20/2016	MP-16 140 - 144 ft 04/19/2016	MP-16 140 - 144 ft 07/18/2016	MP-16 140 - 144 ft 10/11/2016
VOCs															
1,1,1,2-Tetrachloroethane	7	70		< 0.25	< 0.25	< 0.25	< 0.25	< 0.25	< 0.25	< 0.25	< 0.46	< 0.11	< 0.22	< 0.11	< 0.11
1,1,1-Trichloroethane	40	200		< 0.2	< 0.2	< 0.2	< 0.2	< 0.20	< 0.20	< 0.20	< 0.38	< 0.10	< 0.20	< 0.10	< 0.10
1,1,2-Trichloroethane	0.5	5		< 0.28	< 0.28	< 0.28	< 0.28	< 0.28	< 0.28	< 0.28	< 0.35	< 0.10	< 0.20	< 0.10	< 0.10
1,1-Dichloroethene	0.7	7		< 0.31	< 0.31	< 0.31	< 0.31	< 0.31	< 0.31	< 0.31	< 0.39	< 0.14	< 0.28	< 0.14	< 0.14
1,2,4-Trimethylbenzene	96	480		< 0.14	< 0.14	< 0.14	< 0.14	< 0.14	< 0.14	< 0.14	< 0.36	< 0.060	< 0.12	< 0.060	< 0.060
1,2-Dibromoethane	0.005	0.05		< 0.36	< 0.36	< 0.36	< 0.36	< 0.36	< 0.36	< 0.36	< 0.39	< 0.13	< 0.26	< 0.13	< 0.13
1,2-Dichlorobenzene	60	600		< 0.27	< 0.27	< 0.27	< 0.27	< 0.27	< 0.27	< 0.27	< 0.33	< 0.076	< 0.15	< 0.076	< 0.076
1,2-Dichloropropane	0.5	5		< 0.2	< 0.2	< 0.2	< 0.2	< 0.20	< 0.20	< 0.20	< 0.43	< 0.10	< 0.20	< 0.10	< 0.10
1,2,3-Trichlorobenzene	NE	NE		< 0.24	< 0.24	< 0.24	< 0.24	< 0.24	< 0.24	< 0.24	< 0.46	< 0.045	< 0.090	< 0.045	< 0.045
1,2,4-Trichlorobenzene	14	70		< 0.31	< 0.31	< 0.31	< 0.31	< 0.31	< 0.31	< 0.31	< 0.34	< 0.077	< 0.15	< 0.077	< 0.077
1,3,5-Trimethylbenzene	96	480		< 0.18	< 0.18	< 0.18	< 0.18	< 0.18	< 0.18	< 0.18	< 0.25	< 0.075	< 0.15	< 0.075	< 0.075
2-Butanone	800	4000		NA	NA	NA	NA	NA	NA	NA	NA	< 3.0	< 6.0	< 3.0	< 3.0
2-Hexanone	NE	NE		NA	NA	NA	NA	NA	NA	NA	NA	2.2 J	< 1.9	< 0.95	< 0.95
Acetone	1800	9000		NA	NA	NA	NA	NA	NA	NA	NA	< 3.4	< 6.8	< 3.4	< 3.4
Benzene	0.5	5		< 0.074	< 0.074	< 0.074	< 0.074	< 0.074	< 0.074	< 0.074	< 0.15	< 0.089	< 0.18	< 0.089	< 0.089
Bromodichloromethane	0.06	0.6		< 0.17	< 0.17	< 0.17	< 0.17	< 0.17	< 0.17	< 0.17	< 0.37	< 0.077	< 0.15	< 0.077	< 0.077
Bromoform	0.44	4.4		< 0.28	< 0.28	< 0.28	< 0.28	< 0.28	< 0.28	< 0.28	< 0.48	< 0.088	< 0.18	< 0.088	< 0.088
Bromomethane	1	10		< 0.31	< 0.31	< 0.31	< 0.31	< 0.31	< 0.31	< 0.31	< 0.80	< 0.59	< 1.2	< 0.59	< 0.59
Carbon disulfide	200	1000		NA	NA	NA	NA	NA	NA	NA	NA	< 0.053	< 0.11	< 0.053	< 0.053
Carbon tetrachloride	0.5	5		< 0.26	< 0.26	< 0.26	< 0.26	< 0.26	< 0.26	< 0.26	< 0.38	< 0.038	< 0.076	< 0.038	< 0.038
Chloroform	0.6	6		< 0.2	< 0.2	< 0.2	< 0.2	< 0.20	< 0.20	< 0.20	< 0.37	< 0.062	< 0.12	< 0.062	< 0.062
Chloromethane	3	30		< 0.18	< 0.18	< 0.18	< 0.18	< 0.18	< 0.18	< 0.18	< 0.32	< 0.16	< 0.32	< 0.16	0.60 BJ
cis-1,2-Dichloroethene	7	70		1.9	1.2	< 0.12	< 0.12	1.4	1.4	1.2	1.2	1.2	1.4	1.4	1.7
Dichlorodifluoromethane	200	1000		< 0.2	< 0.2	< 0.2 *	< 0.2	< 0.20	< 0.20	< 0.20	< 0.54	< 0.11	< 0.22	< 0.11	< 0.11
Ethylbenzene	140	700		< 0.13	< 0.13	< 0.13	< 0.13	< 0.13	< 0.13	< 0.13	< 0.18	< 0.054	< 0.11	< 0.054	< 0.054
Isopropylbenzene	NE	NE		< 0.14	< 0.14	< 0.14	< 0.14	< 0.14	< 0.14	< 0.14	< 0.39	< 0.081	< 0.16	< 0.081	< 0.081
m,p-Xylene	400	2000		NA	NA	NA	NA	NA	NA	NA	NA	< 0.057	< 0.11	< 0.057	< 0.057
Methyl tert-butyl ether	12	60		< 0.24	< 0.24	< 0.24	< 0.24	< 0.24	< 0.24	< 0.24	< 0.39	< 0.14	< 0.28	< 0.14	< 0.14
Methylene chloride	0.5	5		< 0.68	< 0.68	< 0.68	< 0.68	< 0.68	< 0.68	< 0.68	< 1.6	0.35 J	< 0.28	< 0.14	< 0.14
Naphthalene	10	100		< 0.16	< 0.16	< 0.16	< 0.16	< 0.16	< 0.16	< 0.16	< 0.34	< 0.088	< 0.18	< 0.088	< 0.088
n-Butylbenzene	NE	NE		< 0.13	< 0.13	< 0.13	< 0.13	< 0.13	< 0.13	< 0.13	< 0.39	< 0.14	< 0.28	< 0.14	< 0.14
n-Hexane	120	600		NA	NA	NA	NA	NA	NA	NA	NA	< 0.21	< 0.42	< 0.21	< 0.21
n-Propylbenzene	NE	NE		< 0.13	< 0.13	< 0.13	< 0.13	< 0.13	< 0.13	< 0.13	< 0.41	< 0.10	< 0.20	< 0.10	< 0.10
o-Xylene	400	2000		NA	NA	NA	NA	NA	NA	NA	NA	< 0.058	< 0.12	< 0.058	< 0.058
p-Isopropyltoluene	NE	NE		< 0.17	< 0.17	< 0.17	< 0.17	< 0.17	< 0.17	< 0.17	< 0.36	< 0.085	< 0.17	< 0.085	< 0.085
sec-Butylbenzene	NE	NE		< 0.15	< 0.15	< 0.15	< 0.15	< 0.15	< 0.15	< 0.15	< 0.40	< 0.13	< 0.26	< 0.13	< 0.13
Styrene	10	100		< 0.1	< 0.1	< 0.1	< 0.1	< 0.10	< 0.10	< 0.10	< 0.39	< 0.065	< 0.13	< 0.065	< 0.065
tert-Butylbenzene	NE	NE		< 0.14	< 0.14	< 0.14	< 0.14	< 0.14	< 0.14	< 0.14	< 0.40	< 0.12	< 0.24	< 0.12	< 0.12
Tetrachloroethene	0.5	5		14	11	23	37	38	35	27	33	30	28	35	29
Toluene	160	800		< 0.11	< 0.11	< 0.11	< 0.11	< 0.11	< 0.11	< 0.11	< 0.15	< 0.053	< 0.11	< 0.053	< 0.053
trans-1,2-Dichloroethene	20	100		< 0.25	< 0.25	< 0.25	< 0.25	< 0.25	< 0.25	< 0.25	< 0.35	< 0.11	< 0.22	< 0.11	< 0.11
Trichloroethene	0.5	5		2.1	2	3	6.1	6.1	6.9	5.3	5.7	5.1	5	5.9	6.1
Vinyl chloride	0.02	0.2		< 0.1	< 0.1	< 0.1	< 0.1	< 0.10	< 0.10	< 0.10	< 0.20	< 0.16	< 0.32	< 0.16	< 0.16
Xylenes, Total	400	2000		< 0.068	< 0.068	< 0.068	< 0.068	< 0.068	< 0.068	< 0.068	< 0.22	< 0.058	< 0.12	< 0.058	< 0.058
Total PCBs															
Aroclor-1016	0.003	0.03		NA	NA	NA	NA	NA	NA	NA	NA	NA	NA	NA	NA
Aroclor-1232	0.003	0.03		NA	NA	NA	NA	NA	NA	NA	NA	NA	NA	NA	NA
Aroclor-1242	0.003	0.03		NA	NA	NA	NA	NA	NA	NA	NA	NA	NA	NA	NA
Total Detected PCBs	NE	NE		NA	NA	NA	NA	NA	NA	NA	NA	NA	NA	NA	NA
Dissolved PCBs															
Aroclor-1016	0.003	0.03		NA	NA	NA	NA	NA	NA	NA	NA	NA	NA	NA	NA
Aroclor-1232	0.003	0.003		NA	NA	NA	NA	NA	NA	NA	NA	NA	NA	NA	NA
Aroclor-1242	0.003	0.003		NA	NA	NA	NA	NA	NA	NA	NA	NA	NA	NA	NA
Total Detected PCBs	NE	NE		NA	NA	NA	NA	NA	NA	NA	NA	NA	NA	NA	NA

Notes on Page 50.

Table 12
Groundwater Analytical Results Summary
Madison-Kipp Corporation
Madison, Wisconsin

WELL ID	SCREEN INTERVAL (feet bgs)	PREVENTIVE ACTION LIMIT	ENFORCEMENT STANDARD	MP-16	MP-16	MP-16	MP-16	MP-16	MP-16	MP-16	MP-16	
				175 - 179 ft	175 - 179 ft	175 - 179 ft	175 - 179 ft	175 - 179 ft	175 - 179 ft	175 - 179 ft	175 - 179 ft	175 - 179 ft
SAMPLE DATE				01/22/2013	04/16/2013	07/23/2013	10/09/2013	04/15/2014	10/16/2014	04/13/2015	10/15/2015	10/11/2016
VOCs												
1,1,1,2-Tetrachloroethane	7	70		< 0.25	< 0.25	< 0.25	< 0.25	< 0.25	< 0.25	< 0.25	< 0.46	< 0.11
1,1,1-Trichloroethane	40	200		< 0.2	< 0.2	< 0.2	< 0.2	< 0.20	< 0.20	< 0.20	< 0.38	< 0.10
1,1,2-Trichloroethane	0.5	5		< 0.28	< 0.28	< 0.28	< 0.28	< 0.28	< 0.28	< 0.28	< 0.35	< 0.10
1,1-Dichloroethene	0.7	7		< 0.31	< 0.31	< 0.31	< 0.31	< 0.31	< 0.31	< 0.31	< 0.39	< 0.14
1,2,4-Trimethylbenzene	96	480		< 0.14	< 0.14	< 0.14	< 0.14	< 0.14	< 0.14	< 0.14	< 0.36	< 0.060
1,2-Dibromoethane	0.005	0.05		< 0.36	< 0.36	< 0.36	< 0.36	< 0.36	< 0.36	< 0.36	< 0.39	< 0.13
1,2-Dichlorobenzene	60	600		< 0.27	< 0.27	< 0.27	< 0.27	< 0.27	< 0.27	< 0.27	< 0.33	< 0.076
1,2-Dichloropropane	0.5	5		< 0.2	< 0.2	< 0.2	< 0.2	< 0.20	< 0.20	< 0.20	< 0.43	< 0.10
1,2,3-Trichlorobenzene	NE	NE		< 0.24	< 0.24	< 0.24	< 0.24	< 0.24	< 0.24	< 0.24	< 0.46	< 0.045
1,2,4-Trichlorobenzene	14	70		< 0.31	< 0.31	< 0.31	< 0.31	< 0.31	< 0.31	< 0.31	< 0.34	< 0.077
1,3,5-Trimethylbenzene	96	480		< 0.18	< 0.18	< 0.18	< 0.18	< 0.18	< 0.18	< 0.18	< 0.25	< 0.075
2-Butanone	800	4000		NA	NA	NA	NA	NA	NA	NA	NA	< 3.0
2-Hexanone	NE	NE		NA	NA	NA	NA	NA	NA	NA	NA	< 0.95
Acetone	1800	9000		NA	NA	NA	NA	NA	NA	NA	NA	< 3.4
Benzene	0.5	5		< 0.074	< 0.074	< 0.074	< 0.074	< 0.074	< 0.074	< 0.074	< 0.15	< 0.089
Bromodichloromethane	0.06	0.6		< 0.17	< 0.17	< 0.17	< 0.17	< 0.17	< 0.17	< 0.17	< 0.37	< 0.077
Bromoform	0.44	4.4		< 0.28	< 0.28	< 0.28	< 0.28	< 0.28	< 0.28	< 0.28	< 0.48	< 0.088
Bromomethane	1	10		< 0.31	< 0.31	< 0.31	< 0.31	< 0.31	< 0.31	< 0.31	< 0.80	< 0.59
Carbon disulfide	200	1000		NA	NA	NA	NA	NA	NA	NA	NA	< 0.053
Carbon tetrachloride	0.5	5		< 0.26	< 0.26	< 0.26	< 0.26	< 0.26	< 0.26	< 0.26	< 0.38	< 0.038
Chloroform	0.6	6		< 0.2	< 0.2	< 0.2	< 0.2	< 0.20	< 0.20	< 0.20	< 0.37	< 0.062
Chloromethane	3	30		< 0.18	< 0.18	< 0.18	< 0.18	< 0.18	< 0.18	< 0.18	< 0.32	< 0.16
cis-1,2-Dichloroethene	7	70		1.9	0.99 J	< 0.12	< 0.12	< 0.12	< 0.12	< 0.12	< 0.41	< 0.11
Dichlorodifluoromethane	200	1000		< 0.2	< 0.2	< 0.2 *	< 0.2	< 0.20	< 0.20	< 0.20	< 0.54	< 0.11
Ethylbenzene	140	700		< 0.13	< 0.13	< 0.13	< 0.13	< 0.13	< 0.13	< 0.13	< 0.18	< 0.054
Isopropylbenzene	NE	NE		< 0.14	< 0.14	< 0.14	< 0.14	< 0.14	< 0.14	< 0.14	< 0.39	< 0.081
m,p-Xylene	400	2000		NA	NA	NA	NA	NA	NA	NA	NA	< 0.057
Methyl tert-butyl ether	12	60		< 0.24	< 0.24	< 0.24	< 0.24	< 0.24	< 0.24	< 0.24	< 0.39	< 0.14
Methylene chloride	0.5	5		< 0.68	< 0.68	< 0.68	< 0.68	< 0.68	< 0.68	< 0.68	< 1.6	< 0.14
Naphthalene	10	100		< 0.16	< 0.16	< 0.16	< 0.16	< 0.16	< 0.16	< 0.16	< 0.34	< 0.088
n-Butylbenzene	NE	NE		< 0.13	< 0.13	< 0.13	< 0.13	< 0.13	< 0.13	< 0.13	< 0.39	< 0.14
n-Hexane	120	600		NA	NA	NA	NA	NA	NA	NA	NA	< 0.21
n-Propylbenzene	NE	NE		< 0.13	< 0.13	< 0.13	< 0.13	< 0.13	< 0.13	< 0.13	< 0.41	< 0.10
o-Xylene	400	2000		NA	NA	NA	NA	NA	NA	NA	NA	< 0.058
p-Isopropyltoluene	NE	NE		< 0.17	< 0.17	< 0.17	< 0.17	< 0.17	< 0.17	< 0.17	< 0.36	< 0.085
sec-Butylbenzene	NE	NE		< 0.15	< 0.15	< 0.15	< 0.15	< 0.15	< 0.15	< 0.15	< 0.40	< 0.13
Styrene	10	100		< 0.1	< 0.1	< 0.1	< 0.1	< 0.10	< 0.10	< 0.10	< 0.39	< 0.065
tert-Butylbenzene	NE	NE		< 0.14	< 0.14	< 0.14	< 0.14	< 0.14	< 0.14	< 0.14	< 0.40	< 0.12
Tetrachloroethene	0.5	5		13	6.7	2.2	3.7	3.8	4.8	4.2	2.7	3.1
Toluene	160	800		< 0.11	< 0.11	< 0.11	< 0.11	< 0.11	< 0.11	< 0.11	< 0.15	0.080 J
trans-1,2-Dichloroethene	20	100		< 0.25	< 0.25	< 0.25	< 0.25	< 0.25	< 0.25	< 0.25	< 0.35	< 0.11
Trichloroethene	0.5	5		2.2	1.2	0.42 J	0.98	0.87	0.98	0.69	0.42 J	0.54
Vinyl chloride	0.02	0.2		< 0.1	< 0.1	< 0.1	< 0.1	< 0.10	< 0.10	< 0.10	< 0.20	< 0.16
Xylenes, Total	400	2000		< 0.068	< 0.068	< 0.068	< 0.068	< 0.068	< 0.068	< 0.068	< 0.22	< 0.058
Total PCBs												
Aroclor-1016	0.003	0.03		NA	NA	NA	NA	NA	NA	NA	NA	NA
Aroclor-1232	0.003	0.03		NA	NA	NA	NA	NA	NA	NA	NA	NA
Aroclor-1242	0.003	0.03		NA	NA	NA	NA	NA	NA	NA	NA	NA
Total Detected PCBs	NE	NE		NA	NA	NA	NA	NA	NA	NA	NA	NA
Dissolved PCBs												
Aroclor-1016	0.003	0.03		NA	NA	NA	NA	NA	NA	NA	NA	NA
Aroclor-1232	0.003	0.003		NA	NA	NA	NA	NA	NA	NA	NA	NA
Aroclor-1242	0.003	0.003		NA	NA	NA	NA	NA	NA	NA	NA	NA
Total Detected PCBs	NE	NE		NA	NA	NA	NA	NA	NA	NA	NA	NA

Notes on Page 50.

Table 12
Groundwater Analytical Results Summary
Madison-Kipp Corporation
Madison, Wisconsin

WELL ID	SCREEN INTERVAL (feet bgs)	PREVENTIVE ACTION LIMIT	ENFORCEMENT STANDARD	MW-17 160 - 170 ft 01/17/2013	MW-17 160 - 170 ft 04/20/2013	MW-17 160 - 170 ft 07/18/2013	MW-17 160 - 170 ft 10/08/2013	MW-17 160 - 170 ft 04/22/2014	MW-17 160 - 170 ft 10/22/2014	MW-17 160 - 170 ft 04/15/2015	MW-17 160 - 170 ft 10/22/2015	MW-17 160 - 170 ft 01/22/2016	MW-17 160 - 170 ft 04/20/2016	MW-17 160 - 170 ft 07/19/2016	MW-17 160 - 170 ft 10/12/2016
VOCs															
1,1,1,2-Tetrachloroethane	7	70		< 0.5	< 0.5	< 0.25	< 0.5	< 0.50	< 0.50	< 1.3	< 0.92	< 5.5	< 11	< 2.8	< 2.2
1,1,1-Trichloroethane	40	200		< 0.4	< 0.4	< 0.2	< 0.4	< 0.40	< 0.40	< 1.0	< 0.76	< 5.0	< 10	< 2.5	< 2.0
1,1,2-Trichloroethane	0.5	5		< 0.56	11	< 0.28	< 0.56	< 0.56	< 0.56	< 1.4	< 0.70	< 5.0	< 10	< 2.5	< 2.0
1,1-Dichloroethene	0.7	7		< 0.62	< 0.62	< 0.31	< 0.62	< 0.62	< 0.62	< 1.6	< 0.78	< 7.0	< 14	< 3.5	< 2.8
1,2,4-Trimethylbenzene	96	480		< 0.28	< 0.28	< 0.14	< 0.28	< 0.28	< 0.28	< 0.70	< 0.72	< 3.0	< 6.0	< 1.5	< 1.2
1,2-Dibromoethane	0.005	0.05		< 0.72	< 0.72	< 0.36	< 0.72	< 0.72	< 0.72	< 1.8	< 0.77	< 6.5	< 13	< 3.3	< 2.6
1,2-Dichlorobenzene	60	600		< 0.54	< 0.54	< 0.27	< 0.54	< 0.54	< 0.54	< 1.4	< 0.67	< 3.8	< 7.6	< 1.9	< 1.5
1,2-Dichloropropane	0.5	5		< 0.4	< 0.4	< 0.2	< 0.4	< 0.40	< 0.40	< 1.0	< 0.86	< 5.0	< 10	< 2.5	< 2.0
1,2,3-Trichlorobenzene	NE	NE		< 0.48	< 0.48	< 0.24	< 0.48	< 0.48	< 0.48	< 1.2	< 0.92	< 2.3	< 4.5	< 1.1	< 0.90
1,2,4-Trichlorobenzene	14	70		< 0.62	< 0.62	< 0.31	< 0.62	< 0.62	< 0.62	< 1.6	< 0.68	< 3.9	< 7.7	< 1.9	< 1.5
1,3,5-Trimethylbenzene	96	480		< 0.36	< 0.36	< 0.18	< 0.36	< 0.36	< 0.36	< 0.90	< 0.51	< 3.8	< 7.5	< 1.9	< 1.5
2-Butanone	800	4000		NA	NA	NA	NA	NA	NA	NA	NA	< 150	< 300	< 75	< 60
2-Hexanone	NE	NE		NA	NA	NA	NA	NA	NA	NA	NA	< 48	< 95	< 24	< 19
Acetone	1800	9000		NA	NA	NA	NA	NA	NA	NA	NA	< 170	< 340	< 85	< 68
Benzene	0.5	5		20	1.2	< 0.074	< 0.15	< 0.15	< 0.15	< 0.37	< 0.29	< 4.5	< 8.9	< 2.2	< 1.8
Bromodichloromethane	0.06	0.6		< 0.34	< 0.34	< 0.17	< 0.34	< 0.34	< 0.34	< 0.85	< 0.74	< 3.9	< 7.7	< 1.9	< 1.5
Bromoform	0.44	4.4		< 0.56	< 0.56	< 0.28	< 0.56	< 0.56	< 0.56	< 1.4	< 0.97	< 4.4	< 8.8	< 2.2	< 1.8
Bromomethane	1	10		< 0.62	< 0.62	< 0.31	< 0.62	< 0.62	< 0.62	< 1.6	< 0.62	< 3.0	< 5.9	< 1.5	< 1.2
Carbon disulfide	200	1000		NA	NA	NA	NA	NA	NA	NA	NA	< 2.7	< 5.3	< 1.3	< 1.1
Carbon tetrachloride	0.5	5		1.2 J	< 0.52	< 0.26	< 0.52	< 0.52	< 0.52	< 1.3	< 0.77	< 1.9	< 3.8	< 0.95	< 0.76
Chloroform	0.6	6		1.8 J	< 0.4	0.86 J	< 0.4	1.1 J	1.5 J	< 1.0	2.8	3.5 J	14 BJ	3.5 J	4.2 J
Chloromethane	3	30		< 0.36	< 0.36	< 0.18	< 0.36	< 0.36	< 0.36	< 0.90	< 0.64	< 8.0	< 16	< 4.0	15 BJ
cis-1,2-Dichloroethene	7	70		3.5	1.7 J	1.6	< 0.24	2.7	3.4	5.3	5.9	7.5 J	< 11	8.8 J	4.8 J
Dichlorodifluoromethane	200	1000		< 0.4	< 0.4	< 0.2	< 0.4	< 0.40	< 0.40	< 1.0	< 1.1	< 5.5	< 11	3.0 J	< 2.2
Ethylbenzene	140	700		< 0.26	< 0.26	< 0.13	< 0.26	< 0.26	< 0.26	< 0.65	< 0.37	< 2.7	< 5.4	< 1.4	< 1.1
Isopropylbenzene	NE	NE		< 0.28	< 0.28	< 0.14	< 0.28	< 0.28	< 0.28	< 0.70	< 0.77	< 4.1	< 8.1	< 2.0	< 1.6
m,p-Xylene	400	2000		NA	NA	NA	NA	NA	NA	NA	NA	< 2.9	< 5.7	< 1.4	< 1.1
Methyl tert-butyl ether	12	60		< 0.48	< 0.48	< 0.24	< 0.48	< 0.48	< 0.48	< 1.2	< 0.79	< 7.0	< 14	< 3.5	< 2.8
Methylene chloride	0.5	5		< 1.4	< 1.4	< 0.68	< 1.4	< 1.4	< 1.4	< 3.4	< 3.3	< 7.0	< 14	6.5 BJ	< 2.8
Naphthalene	10	100		< 0.32	< 0.32	< 0.16	< 0.32	< 0.32	< 0.32	< 0.80	< 0.67	< 4.4	< 8.8	< 2.2	< 1.8
n-Butylbenzene	NE	NE		< 0.26	< 0.26	< 0.13	< 0.26	< 0.26	< 0.26	< 0.65	< 0.78	< 7.0	< 14	< 3.5	< 2.8
n-Hexane	120	600		NA	NA	NA	NA	NA	NA	NA	NA	< 11	< 21	< 5.3	< 4.2
n-Propylbenzene	NE	NE		< 0.26	< 0.26	< 0.13	< 0.26	< 0.26	< 0.26	< 0.65	< 0.83	< 5.0	< 10	< 2.5	< 2.0
o-Xylene	400	2000		NA	NA	NA	NA	NA	NA	NA	NA	< 2.9	< 5.8	< 1.5	< 1.2
p-Isopropyltoluene	NE	NE		< 0.34	< 0.34	< 0.17	< 0.34	< 0.34	< 0.34	< 0.85	< 0.72	< 4.3	< 8.5	< 2.1	< 1.7
sec-Butylbenzene	NE	NE		< 0.3	< 0.3	< 0.15	< 0.3	< 0.30	< 0.30	< 0.75	< 0.80	< 6.5	< 13	< 3.3	< 2.6
Styrene	10	100		< 0.2	< 0.2	< 0.1	< 0.2	< 0.20	< 0.20	< 0.50	< 0.77	< 3.3	< 6.5	< 1.6	< 1.3
tert-Butylbenzene	NE	NE		< 0.28	< 0.28	< 0.14	< 0.28	< 0.28	< 0.28	< 0.70	< 0.80	< 6.0	< 12	< 3.0	< 2.4
Tetrachloroethene	0.5	5		1300	790	470	800	970	920	980	860	1200	1100	950	970
Toluene	160	800		1.8	< 0.22	0.69	< 0.22	< 0.22	< 0.22	< 0.55	< 0.30	< 2.7	< 5.3	< 1.3	< 1.1
trans-1,2-Dichloroethene	20	100		1.5 J	< 0.5	0.68 J	< 0.5	< 0.50	< 0.50	< 1.3	1.0 J	< 5.5	< 11	< 2.8	< 2.2
Trichloroethene	0.5	5		86	46	33	49	51	55	67	63	80	69	66	68
Vinyl chloride	0.02	0.2		< 0.2	< 0.2	< 0.1	< 0.2	< 0.20	< 0.20	< 0.50	< 0.41	< 8.0	< 16	< 4.0	< 3.2
Xylenes, Total	400	2000		3.1	< 0.14	0.56 J	< 0.14	< 0.14	< 0.14	< 0.34	< 0.44	< 2.9	< 5.8	< 1.5	< 1.2
Total PCBs															
Aroclor-1016	0.003	0.03		< 0.17	NA	NA	NA	NA	NA	NA	NA	NA	NA	NA	NA
Aroclor-1232	0.003	0.03		< 0.093	NA	NA	NA	NA	NA	NA	NA	NA	NA	NA	NA
Aroclor-1242	0.003	0.03		< 0.13	NA	NA	NA	NA	NA	NA	NA	NA	NA	NA	NA
Total Detected PCBs	NE	NE		ND	NA	NA	NA	NA	NA	NA	NA	NA	NA	NA	NA
Dissolved PCBs															
Aroclor-1016	0.003	0.03		NA	NA	NA	NA	NA	NA	NA	NA	NA	NA	NA	NA
Aroclor-1232	0.003	0.003		NA	NA	NA	NA	NA	NA	NA	NA	NA	NA	NA	NA
Aroclor-1242	0.003	0.003		NA	NA	NA	NA	NA	NA	NA	NA	NA	NA	NA	NA
Total Detected PCBs	NE	NE		NA	NA	NA	NA	NA	NA	NA	NA	NA	NA	NA	NA

Notes on Page 50.

Table 12
Groundwater Analytical Results Summary
Madison-Kipp Corporation
Madison, Wisconsin

WELL ID	SCREEN INTERVAL (feet bgs)	PREVENTIVE ACTION LIMIT	ENFORCEMENT STANDARD	MW-19D2 110 - 140 ft 11/29/2012	MW-19D2 110 - 140 ft 01/17/2013	MW-19D2 110 - 140 ft 02/11/2013	MW-19D2 110 - 140 ft 03/12/2013	MW-19D2 110 - 140 ft 04/18/2013	MW-19D2 ² 110 - 140 ft 07/17/2013	MW-19D2 ¹ 110 - 140 ft 07/17/2013	MW-19D2 110 - 140 ft 10/09/2013	MW-19D2 110 - 140 ft 04/17/2014	MW-19D2 ¹ 110 - 140 ft 10/15/2014	MW-20D 60 - 90 ft 11/29/2012	MW-20D 60 - 90 ft 01/16/2013	MW-20D ¹ 60 - 90 ft 02/12/2013	MW-20D ¹ 60 - 90 ft 03/12/2013	MW-20D ¹ 60 - 90 ft 04/18/2013	MW-20D 60 - 90 ft 07/17/2013	MW-20D 60 - 90 ft 10/09/2013	MW-20D 60 - 90 ft 04/15/2014	MW-20D 60 - 90 ft 10/22/2014
VOCs																						
1,1,1,2-Tetrachloroethane	7	70		< 0.5	< 0.5	< 0.5	< 0.5	< 1.3	< 0.5	< 0.5	< 0.5	< 1.3	< 0.50	< 1.3	< 0.25	< 0.25	< 0.25	< 1.3	< 0.5	< 1.3	< 0.50	< 0.50
1,1,1-Trichloroethane	40	200		< 0.4	< 0.4	< 0.4	< 0.4	< 1	< 0.4	< 0.4	< 0.4	< 1.0	< 0.40	< 1	< 0.2	< 0.2	< 0.2	< 1	< 0.4	< 1	< 0.40	< 0.40
1,1,2-Trichloroethane	0.5	5		< 0.56	< 0.56	< 0.56	< 0.56	< 1.4	< 0.56	< 0.56	< 0.56	< 1.4	< 0.56	< 1.4	< 0.28	< 0.28	< 0.28	< 1.4	< 0.56	< 1.4	< 0.56	< 0.56
1,1-Dichloroethane	0.7	7		< 0.62	< 0.62	< 0.62	< 0.62	< 1.6	< 0.62	< 0.62	< 0.62	< 1.6	< 0.62	< 1.6	< 0.31	< 0.31	< 0.31	< 1.6	< 0.62	< 1.6	< 0.62	< 0.62
1,2,4-Trimethylbenzene	96	480		< 0.28	< 0.28	< 0.28	< 0.28	< 0.7	< 0.28	< 0.28	< 0.28	< 0.70	< 0.28	< 0.7	< 0.14	< 0.14	< 0.14	< 0.7	< 0.28	< 0.7	< 0.28	< 0.28
1,2-Dibromoethane	0.005	0.05		< 0.72	< 0.72	< 0.72	< 0.72	< 1.8	< 0.72	< 0.72	< 0.72	< 1.8	< 0.72	< 1.8	< 0.36	< 0.36	< 0.36	< 1.8	< 0.72	< 1.8	< 0.72	< 0.72
1,2-Dichlorobenzene	60	600		< 0.54	< 0.54	< 0.54	< 0.54	< 1.4	< 0.54	< 0.54	< 0.54	< 1.4	< 0.54	< 1.4	< 0.27	< 0.27	< 0.27	< 1.4	< 0.54	< 1.4	< 0.54	< 0.54
1,2-Dichloropropane	0.5	5		< 0.4	< 0.4	< 0.4	< 0.4	< 1	< 0.4	< 0.4	< 0.4	< 1.0	< 0.40	< 1	< 0.2	< 0.2	< 0.2	< 1	< 0.4	< 1	< 0.40	< 0.40
1,2,3-Trichlorobenzene	NE	NE		< 0.48	< 0.48	< 0.48	< 0.48	< 1.2	< 0.48	< 0.48	< 0.48	< 1.2	< 0.48	< 1.2	< 0.24	< 0.24	< 0.24	< 1.2	< 0.48	< 1.2	< 0.48	< 0.48
1,2,4-Trichlorobenzene	14	70		< 0.62	< 0.62	< 0.62	< 0.62	< 1.6	< 0.62	< 0.62	< 0.62	< 1.6	< 0.62	< 1.6	< 0.31	< 0.31	< 0.31	< 1.6	< 0.62	< 1.6	< 0.62	< 0.62
1,3,5-Trimethylbenzene	96	480		< 0.36	< 0.36	< 0.36	< 0.36	< 0.9	< 0.36	< 0.36	< 0.36	< 0.90	< 0.36	< 0.9	< 0.18	< 0.18	< 0.18	< 0.9	< 0.36	< 0.9	< 0.36	< 0.36
2-Butanone	800	4000		NA	NA	NA	NA	NA	NA	NA	NA	NA	NA	NA	NA	NA	NA	NA	NA	NA	NA	NA
2-Hexanone	NE	NE		NA	NA	NA	NA	NA	NA	NA	NA	NA	NA	NA	NA	NA	NA	NA	NA	NA	NA	NA
Acetone	1800	9000		NA	NA	NA	NA	NA	NA	NA	NA	NA	NA	NA	NA	NA	NA	NA	NA	NA	NA	NA
Benzene	0.5	5		< 0.15	< 0.15	< 0.15	< 0.15	< 0.37	< 0.15	< 0.15	< 0.15	< 0.37	< 0.15	< 0.37	< 0.074	< 0.074	< 0.074	< 0.37	< 0.15	< 0.37	< 0.15	< 0.15
Bromodichloromethane	0.06	0.6		< 0.34	< 0.34	< 0.34	< 0.34	< 0.85	< 0.34	< 0.34	< 0.34	< 0.85	< 0.34	< 0.85	< 0.17	< 0.17	< 0.17	< 0.85	< 0.34	< 0.85	< 0.34	< 0.34
Bromoform	0.44	4.4		< 0.56	< 0.56	< 0.56	< 0.56	< 1.4	< 0.56	< 0.56	< 0.56	< 1.4	< 0.56	< 1.4	< 0.28	< 0.28	< 0.28	< 1.4	< 0.56	< 1.4	< 0.56	< 0.56
Bromomethane	1	10		< 0.62	< 0.62	< 0.62 *	< 0.62	< 1.6	< 0.62	< 0.62	< 0.62	< 1.6	< 0.62 *	< 1.6	< 0.31	< 0.31	< 0.31	< 1.6	< 0.62	< 1.6	< 0.62	< 0.62
Carbon disulfide	200	1000		NA	NA	NA	NA	NA	NA	NA	NA	NA	NA	NA	NA	NA	NA	NA	NA	NA	NA	NA
Carbon tetrachloride	0.5	5		< 0.52	< 0.52	< 0.52	< 0.52	< 1.3	< 0.52	< 0.52	< 0.52	< 1.3	< 0.52	< 1.3	< 0.26	< 0.26	< 0.26	< 1.3	< 0.52	< 1.3	< 0.52	< 0.52
Chloroform	0.6	6		< 0.4	< 0.4	< 0.4	< 0.4	< 1	< 0.4	< 0.4	< 0.4	< 1.0	< 0.40	< 1	< 0.2	< 0.2	< 0.2	< 1	< 0.4	< 1	< 0.40	< 0.40
Chloromethane	3	30		< 0.36	< 0.36	< 0.36	< 0.36	< 0.9	< 0.36	< 0.36	< 0.36	< 0.90	< 0.36	< 0.9	< 0.18	< 0.18	< 0.18	< 0.9	< 0.36	< 0.9	< 0.36	< 0.36
cis-1,2-Dichloroethene	7	70		250	320	270	260	200	< 0.24	98	120	330	6.8	370	0.69 J	20	39	220	180	170	140	200
Dichlorodifluoromethane	200	1000		< 0.4	< 0.4	< 0.4	< 0.4	< 1	< 0.4	< 0.4	< 0.4	< 1.0	< 0.40	< 1	< 0.2	< 0.2	< 0.2	< 1	< 0.4	< 1	< 0.40	< 0.40
Ethylbenzene	140	700		< 0.26	< 0.26	< 0.26	< 0.26	< 0.65	< 0.26	< 0.26	< 0.26	< 0.65	< 0.26	< 0.65	< 0.13	< 0.13	< 0.13	< 0.65	< 0.26	< 0.65	< 0.26	< 0.26
Isopropylbenzene	NE	NE		< 0.28	< 0.28	< 0.28	< 0.28	< 0.7	< 0.28	< 0.28	< 0.28	< 0.70	< 0.28	< 0.7	< 0.14	< 0.14	< 0.14	< 0.7	< 0.28	< 0.7	< 0.28	< 0.28
m,p-Xylene	400	2000		NA	NA	NA	NA	NA	NA	NA	NA	NA	NA	NA	NA	NA	NA	NA	NA	NA	NA	NA
Methyl tert-butyl ether	12	60		< 0.48	< 0.48	< 0.48	< 0.48	< 1.2	< 0.48	< 0.48	< 0.48	< 1.2	< 0.48	< 1.2	< 0.24	< 0.24	< 0.24	< 1.2	< 0.48	< 1.2	< 0.48	< 0.48
Methylene chloride	0.5	5		< 1.4	< 1.4	< 1.4	< 1.4	< 3.4	< 1.4	< 1.4	< 1.4	< 3.4	< 1.4	< 3.4	< 0.68	< 0.68	< 0.68	< 3.4	< 1.4	< 3.4	< 1.4	< 1.4
Naphthalene	10	100		< 0.32	< 0.32	< 0.32	< 0.32	< 0.8	< 0.32	< 0.32	< 0.32	< 0.80	< 0.32	< 0.8	< 0.16	< 0.16	< 0.16	< 0.8	< 0.32	< 0.8	< 0.32	< 0.32
n-Butylbenzene	NE	NE		< 0.26	< 0.26	< 0.26	< 0.26	< 0.65	< 0.26	< 0.26	< 0.26	< 0.65	< 0.26	< 0.65	< 0.13	< 0.13	< 0.13	< 0.65	< 0.26	< 0.65	< 0.26	< 0.26
n-Hexane	120	600		NA	NA	NA	NA	NA	NA	NA	NA	NA	NA	NA	NA	NA	NA	NA	NA	NA	NA	NA
n-Propylbenzene	NE	NE		< 0.26	< 0.26	< 0.26	< 0.26	< 0.65	< 0.26	< 0.26	< 0.26	< 0.65	< 0.26	< 0.65	< 0.13	< 0.13	< 0.13	< 0.65	< 0.26	< 0.65	< 0.26	< 0.26
o-Xylene	400	2000		NA	NA	NA	NA	NA	NA	NA	NA	NA	NA	NA	NA	NA	NA	NA	NA	NA	NA	NA
p-Isopropyltoluene	NE	NE		< 0.34	< 0.34	< 0.34	< 0.34	< 0.85	< 0.34	< 0.34	< 0.34	< 0.85	< 0.34	< 0.85	< 0.17	< 0.17	< 0.17	< 0.85	< 0.34	< 0.85	< 0.34	< 0.34
sec-Butylbenzene	NE	NE		< 0.3	< 0.3	< 0.3	< 0.3	< 0.75	< 0.3	< 0.3	< 0.3	< 0.75	< 0.30	< 0.75	< 0.15	< 0.15	< 0.15	< 0.75	< 0.3	< 0.75	< 0.30	< 0.30
Styrene	10	100		< 0.2	< 0.2	< 0.2	< 0.2	< 0.5	< 0.2	< 0.2	< 0.2	< 0.50	< 0.20	< 0.5	< 0.1	< 0.1	< 0.1	< 0.5	< 0.2	< 0.5	< 0.20	< 0.20
tert-Butylbenzene	NE	NE		< 0.28	< 0.28	< 0.28	< 0.28	< 0.7	< 0.28	< 0.28	< 0.28	< 0.70	< 0.28	< 0.7	< 0.14	< 0.14	< 0.14	< 0.7	< 0.28	< 0.7	< 0.28	< 0.28
Tetrachloroethene	0.5	5		680	1200	1300	1400	1000	820	1200	950	1900	620	1600	190	690	650	1100	1000	1200	780	1100
Toluene	160	800		< 0.22	< 0.22	< 0.22	< 0.22	< 0.55	< 0.22	< 0.22	< 0.22	< 0.55	< 0.22	< 0.55	0.45 J	< 0.11	< 0.11	< 0.55	< 0.22	< 0.55	< 0.22	< 0.22
trans-1,2-Dichloroethene	20	100		3.4	4.9	4.2	4.2	2.6 J	< 0.5	< 0.5	< 0.5	5.0	< 0.50	5.0	< 0.25	< 0.25	< 0.25	< 1.3	2.2	< 1.3	2.0	2.6
Trichloroethene	0.5	5		110	160	150	150	130	< 0.38	110	120	170	11	170	0.54	20	29	100	100	89	83	110
Vinyl chloride	0.02	0.2		0.93 J	< 0.2	< 0.2	< 0.2	< 0.5	< 0.2	< 0.2	< 0.2	7.9	< 0.20	3.2	< 0.1	< 0.1	< 0.1	1.0 J	< 0.2	< 0.5	0.76 J	2.7
Xylenes, Total	400	2000		< 0.14	< 0.14	< 0.14	< 0.14	< 0.34	< 0.14	< 0.14	< 0.14	< 0.34	< 0.14	< 0.34	< 0.068	< 0.068	< 0.06					

Table 12
Groundwater Analytical Results Summary
Madison-Kipp Corporation
Madison, Wisconsin

WELL ID	SCREEN INTERVAL (feet bgs)	PREVENTIVE ACTION LIMIT	ENFORCEMENT STANDARD	MW-20D2 110 - 140 ft 11/29/2012	MW-20D2 110 - 140 ft 01/16/2013	MW-20D2 ¹ 110 - 140 ft 02/12/2013	MW-20D2 ^{1,3} 110 - 140 ft 02/12/2013	MW-20D2 ¹ 110 - 140 ft 03/12/2013	MW-20D2 ¹ 110 - 140 ft 04/18/2013	MW-20D2 ¹ 110 - 140 ft 07/17/2013	MW-20D2 ¹ 110 - 140 ft 10/15/2013	MW-20D2 ¹ 110 - 140 ft 04/15/2014	MW-20D2 ¹ 110 - 140 ft 10/22/2014	MW-21D 60 - 90 ft 11/28/2012	MW-21D 60 - 90 ft 01/17/2013	MW-21D ¹ 60 - 90 ft 02/14/2013	MW-21D ¹ 60 - 90 ft 03/12/2013	MW-21D ¹ 60 - 90 ft 04/17/2013	MW-21D 60 - 90 ft 07/18/2013	MW-21D 60 - 90 ft 10/10/2013	MW-21D 60 - 90 ft 04/15/2014	MW-21D 60 - 90 ft 10/23/2014
VOCs																						
1,1,1,2-Tetrachloroethane	7	70		< 0.5	< 0.25	< 0.25	< 0.25	< 0.25	< 1.3	< 0.25	< 0.25	< 1.3	< 0.50	< 0.5	< 0.25	< 0.5	< 0.5	< 1.3	< 1.3	< 1.3	< 1.3	< 0.25
1,1,1-Trichloroethane	40	200		< 0.4	< 0.2	< 0.2	< 0.2	< 0.2	< 1	< 0.2	< 0.2	< 1.0	< 0.40	< 0.4	< 0.2	< 0.4	< 0.4	< 1	< 1	< 1	< 1.0	< 0.20
1,1,2-Trichloroethane	0.5	5		< 0.56	< 0.28	< 0.28	< 0.28	< 0.28	< 1.4	< 0.28	< 0.28	< 1.4	< 0.56	< 0.56	< 0.28	< 0.56	< 0.56	< 1.4	< 1.4	< 1.4	< 1.4	< 0.28
1,1-Dichloroethene	0.7	7		< 0.62	< 0.31	< 0.31	< 0.31	< 0.31	< 1.6	< 0.31	< 0.31	< 1.6	< 0.62	< 0.62	< 0.31	< 0.62	< 0.62	< 1.6	< 1.6	< 1.6	< 1.6	< 0.31
1,2,4-Trimethylbenzene	96	480		< 0.28	< 0.14	< 0.14	< 0.14	< 0.14	< 0.7	< 0.14	< 0.14	< 0.70	< 0.28	< 0.28	< 0.14	< 0.28	< 0.28	< 0.7	< 0.7	< 0.7	< 0.70	< 0.14
1,2-Dibromoethane	0.005	0.05		< 0.72	< 0.36	< 0.36	< 0.36	< 0.36	< 1.8	< 0.36	< 0.36	< 1.8	< 0.72	< 0.72	< 0.36	< 0.72	< 0.72	< 1.8	< 1.8	< 1.8	< 1.8	< 0.36
1,2-Dichlorobenzene	60	600		< 0.54	< 0.27	< 0.27	< 0.27	< 0.27	< 1.4	< 0.27	< 0.27	< 1.4	< 0.54	< 0.54	< 0.27	< 0.54	< 0.54	< 1.4	< 1.4	< 1.4	< 1.4	< 0.27
1,2-Dichloropropane	0.5	5		< 0.4	< 0.2	< 0.2	< 0.2	< 0.2	< 1	< 0.2	< 0.2	< 1.0	< 0.40	< 0.4	< 0.2	< 0.4	< 0.4	< 1	< 1	< 1	< 1.0	< 0.20
1,2,3-Trichlorobenzene	NE	NE		< 0.48	< 0.24	< 0.24	< 0.24	< 0.24	< 1.2	< 0.24	< 0.24	< 1.2	< 0.48	< 0.48	< 0.24	< 0.48	< 0.48	< 1.2	< 1.2	< 1.2	< 1.2	< 0.24
1,2,4-Trichlorobenzene	14	70		< 0.62	< 0.31	< 0.31	< 0.31	< 0.31	< 1.6	< 0.31	< 0.31	< 1.6	< 0.62	< 0.62	< 0.31	< 0.62	< 0.62	< 1.6	< 1.6	< 1.6	< 1.6	< 0.31
1,3,5-Trimethylbenzene	96	480		< 0.36	< 0.18	< 0.18	< 0.18	< 0.18	< 0.9	< 0.18	< 0.18	< 0.90	< 0.36	< 0.36	< 0.18	< 0.36	< 0.36	< 0.9	< 0.9	< 0.9	< 0.90	< 0.18
2-Butanone	800	4000		NA	NA	NA	NA	NA	NA	NA	NA	NA	NA	NA	NA	NA	NA	NA	NA	NA	NA	NA
2-Hexanone	NE	NE		NA	NA	NA	NA	NA	NA	NA	NA	NA	NA	NA	NA	NA	NA	NA	NA	NA	NA	NA
Acetone	1800	9000		NA	NA	NA	NA	NA	NA	NA	NA	NA	NA	NA	NA	NA	NA	NA	NA	NA	NA	NA
Benzene	0.5	5		< 0.15	< 0.074	0.19 J	< 0.074	< 0.074	< 0.37	< 0.074	< 0.074	< 0.37	< 0.15	< 0.15	< 0.074	< 0.15	< 0.15	< 0.37	< 0.37	< 0.37	< 0.37	0.33 J
Bromodichloromethane	0.06	0.6		< 0.34	< 0.17	< 0.17	< 0.17	< 0.17	< 0.85	< 0.17	< 0.17	< 0.85	< 0.34	< 0.34	< 0.17	< 0.34	< 0.34	< 0.85	< 0.85	< 0.85	< 0.85	< 0.17
Bromoform	0.44	4.4		< 0.56	< 0.28	< 0.28	< 0.28	< 0.28	< 1.4	< 0.28	< 0.28	< 1.4	< 0.56	< 0.56	< 0.28	< 0.56	< 0.56	< 1.4	< 1.4	< 1.4	< 1.4	< 0.28
Bromomethane	1	10		< 0.62	< 0.31	< 0.31	< 0.31	< 0.31	< 1.6	< 0.31	< 0.31	< 1.6	< 0.62	< 0.62	< 0.31	< 0.62 *	< 0.62	< 1.6	< 1.6	< 1.6	< 1.6	< 0.31
Carbon disulfide	200	1000		NA	NA	NA	NA	NA	NA	NA	NA	NA	NA	NA	NA	NA	NA	NA	NA	NA	NA	NA
Carbon tetrachloride	0.5	5		< 0.52	< 0.26	< 0.26	< 0.26	< 0.26	< 1.3	< 0.26	< 0.26	< 1.3	< 0.52	< 0.52	< 0.26	< 0.52	< 0.52	< 1.3	< 1.3	< 1.3	< 1.3	< 0.26
Chloroform	0.6	6		< 0.4	0.47 J	< 0.2	< 0.2	< 0.2	< 1	< 0.2	< 0.2	< 1.0	< 0.40	< 0.4	< 0.2	< 0.4	< 0.4	< 1	< 1	< 1	< 1.0	0.70 J
Chloromethane	3	30		< 0.36	< 0.18	< 0.18	< 0.18	< 0.18	< 0.9	< 0.18	< 0.18	< 0.90	< 0.36	< 0.36	< 0.18	< 0.36	< 0.36	< 0.9	< 0.9	< 0.9	< 0.90	< 0.18
cis-1,2-Dichloroethene	7	70		330	< 0.12	2.8	< 0.12	2.8	30	< 0.12	1.4	< 0.60	12	380	85	270	310	310	370	360	320	230
Dichlorodifluoromethane	200	1000		< 0.4	< 0.2	< 0.2	< 0.2	< 0.2	< 1	< 0.2	< 0.2	< 1.0	< 0.40	< 0.4	< 0.2	< 0.4	< 0.4	< 1	< 1	< 1	< 1.0	< 0.20
Ethylbenzene	140	700		< 0.26	< 0.13	< 0.13	< 0.13	< 0.13	< 0.65	< 0.13	< 0.13	< 0.65	< 0.26	< 0.26	< 0.13	< 0.26	< 0.26	< 0.65	< 0.65	< 0.65	< 0.65	< 0.13
Isopropylbenzene	NE	NE		< 0.28	< 0.14	< 0.14	< 0.14	< 0.14	< 0.7	< 0.14	< 0.14	< 0.70	< 0.28	< 0.28	< 0.14	< 0.28	< 0.28	< 0.7	< 0.7	< 0.7	< 0.70	< 0.14
m,p-Xylene	400	2000		NA	NA	NA	NA	NA	NA	NA	NA	NA	NA	NA	NA	NA	NA	NA	NA	NA	NA	NA
Methyl tert-butyl ether	12	60		< 0.48	< 0.24	< 0.24	< 0.24	< 0.24	< 1.2	< 0.24	< 0.24	< 1.2	< 0.48	< 0.48	< 0.24	< 0.48	< 0.48	< 1.2	< 1.2	< 1.2	< 1.2	< 0.24
Methylene chloride	0.5	5		< 1.4	< 0.68	< 0.68	< 0.68	< 0.68	< 3.4	< 0.68	< 0.68	< 3.4	< 1.4	< 1.4	< 0.68	< 1.4	< 1.4	< 3.4	< 3.4	< 3.4	< 3.4	< 0.68
Naphthalene	10	100		< 0.32	< 0.16	< 0.16	< 0.16	< 0.16	< 0.8	< 0.16	< 0.16	< 0.80	< 0.32	< 0.32	< 0.16	< 0.32	< 0.32	< 0.8	< 0.8	< 0.8	< 0.80	< 0.16
n-Butylbenzene	NE	NE		< 0.26	< 0.13	< 0.13	< 0.13	< 0.13	< 0.65	< 0.13	< 0.13	< 0.65	< 0.26	< 0.26	< 0.13	< 0.26	< 0.26	< 0.65	< 0.65	< 0.65	< 0.65	< 0.13
n-Hexane	120	600		NA	NA	NA	NA	NA	NA	NA	NA	NA	NA	NA	NA	NA	NA	NA	NA	NA	NA	NA
n-Propylbenzene	NE	NE		< 0.26	< 0.13	< 0.13	< 0.13	< 0.13	< 0.65	< 0.13	< 0.13	< 0.65	< 0.26	< 0.26	< 0.13	< 0.26	< 0.26	< 0.65	< 0.65	< 0.65	< 0.65	< 0.13
o-Xylene	400	2000		NA	NA	NA	NA	NA	NA	NA	NA	NA	NA	NA	NA	NA	NA	NA	NA	NA	NA	NA
p-Isopropyltoluene	NE	NE		< 0.34	< 0.17	< 0.17	< 0.17	< 0.17	< 0.85	< 0.17	< 0.17	< 0.85	< 0.34	< 0.34	< 0.17	< 0.34	< 0.34	< 0.85	< 0.85	< 0.85	< 0.85	< 0.17
sec-Butylbenzene	NE	NE		< 0.3	< 0.15	< 0.15	< 0.15	< 0.15	< 0.75	< 0.15	< 0.15	< 0.75	< 0.30	< 0.3	< 0.15	< 0.3	< 0.3	< 0.75	< 0.75	< 0.75	< 0.75	< 0.15
Styrene	10	100		< 0.2	< 0.1	< 0.1	< 0.1	< 0.1	< 0.5	< 0.1	< 0.1	< 0.50	< 0.20	< 0.2	< 0.1	< 0.2	< 0.2	< 0.5	< 0.5	< 0.5	< 0.50	< 0.10
tert-Butylbenzene	NE	NE		< 0.28	< 0.14	< 0.14	< 0.14	< 0.14	< 0.7	< 0.14	< 0.14	< 0.70	< 0.28	< 0.28	< 0.14	< 0.28	< 0.28	< 0.7	< 0.7	< 0.7	< 0.70	< 0.14
Tetrachloroethene	0.5	5		1300	190	700	24	490	1100	53	380	1600	740	1200	700	1600	1500	1100	1700	1600	1800	1200
Toluene	160	800		< 0.22	0.34 J	< 0.11	< 0.11	< 0.11	< 0.55	< 0.11	< 0.11	< 0.55	< 0.22	< 0.22	0.38 J	< 0.22	< 0.22	< 0.55	< 0.55	< 0.55	< 0.55	< 0.11
trans-1,2-Dichloroethene	20	100		4.3	< 0.25	< 0.25	< 0.25	< 0.25	< 1.3	< 0.25	< 0.25	< 1.3	< 0.50	5.1	< 0.25	< 0.5	2.9	< 1.3	5.2	6.2	5.0	4.1
Trichloroethene	0.5	5		150	< 0.19	7.9	< 0.19	5.3	41	< 0.19	4.5	2.7	11	180	23	130	160	140	180	160	180	170
Vinyl chloride	0.02	0.2		1.7	< 0.1	< 0.1	< 0.1	< 0.1	< 0.5	< 0.1	< 0.1	< 0.50	< 0.20	1.4	< 0.1	< 0.2	< 0.2	< 0.5	< 0.5	< 0.5	1.5 J	1.3
Xylenes, Total	400	2000		< 0.14	< 0.068	< 0.068	< 0.068	< 0.068	< 0.34	< 0.068	< 0.068	< 0.34	< 0.14	< 0.14								

Table 12
Groundwater Analytical Results Summary
Madison-Kipp Corporation
Madison, Wisconsin

WELL ID	SCREEN INTERVAL (feet bgs)	PREVENTIVE ACTION LIMIT	ENFORCEMENT STANDARD	MW-21D2 110 - 170 ft 11/28/2012	MW-21D2 110 - 170 ft 01/17/2013	MW-21D2 ¹ 110 - 170 ft 02/14/2013	MW-21D2 ¹ 110 - 170 ft 03/12/2013	MW-21D2 ¹ 110 - 170 ft 04/17/2013	MW-21D2 110 - 170 ft 07/18/2013	MW-21D2 110 - 170 ft 10/15/2013	MW-21D2 110 - 170 ft 04/15/2014	MW-21D2 ¹ 110 - 170 ft 10/23/2014	MW-22S 24 - 35 ft 01/15/2013	MW-22S 24 - 35 ft 03/07/2013	MW-22S 24 - 35 ft 04/19/2013	MW-22S 24 - 35 ft 07/16/2013	MW-22S 24 - 35 ft 10/10/2013	MW-22S 24 - 35 ft 04/18/2014	MW-22S 24 - 35 ft 10/20/2014	MW-22S 24 - 35 ft 04/09/2015	MW-22S 24 - 35 ft 10/20/2015	MW-22S 24 - 35 ft 10/14/2016	
VOCS																							
1,1,1,2-Tetrachloroethane	7	70		< 1.3	< 0.25	< 1.3	< 1.3	< 2.5	< 1.3	< 0.5	< 1.3	< 0.25	< 0.25	NA	< 0.25	< 0.25	< 0.25	< 0.25	< 0.25	< 0.25	< 0.25	< 0.46	< 0.11
1,1,1-Trichloroethane	40	200		< 1	< 0.2	< 1	< 1	< 2	< 1	< 0.4	< 1.0	< 0.20	< 0.2	NA	< 0.2	< 0.2	< 0.2	< 0.2	< 0.20	< 0.20	< 0.20	< 0.38	< 0.10
1,1,2-Trichloroethane	0.5	5		< 1.4	1.4	< 1.4	< 1.4	< 2.8	< 1.4	< 0.56	< 1.4	< 0.28	< 0.28	NA	< 0.28	< 0.28	< 0.28	< 0.28	< 0.28	< 0.28	< 0.28	< 0.35	< 0.10
1,1-Dichloroethene	0.7	7		< 1.6	< 0.31	< 1.6	< 1.6	< 3.1	< 1.6	< 0.62	< 1.6	< 0.31	< 0.31	NA	< 0.31	< 0.31	< 0.31	< 0.31	< 0.31	< 0.31	< 0.31	< 0.39	< 0.14
1,2,4-Trimethylbenzene	96	480		< 0.7	< 0.14	< 0.7	< 0.7	< 1.4	< 0.7	< 0.28	< 0.70	< 0.14	0.86 J	NA	< 0.14	< 0.14	< 0.14	< 0.14	< 0.14	< 0.14	< 0.14	< 0.36	< 0.060
1,2-Dibromoethane	0.005	0.05		< 1.8	< 0.36	< 1.8	< 1.8	< 3.6	< 1.8	< 0.72	< 1.8	< 0.36	< 0.36	NA	< 0.36	< 0.36	< 0.36	< 0.36	< 0.36	< 0.36	< 0.36	< 0.39	< 0.13
1,2-Dichlorobenzene	60	600		< 1.4	< 0.27	< 1.4	< 1.4	< 2.7	< 1.4	< 0.54	< 1.4	< 0.27	< 0.27	NA	< 0.27	< 0.27	< 0.27	< 0.27	< 0.27	< 0.27	< 0.33	< 0.076	
1,2-Dichloropropane	0.5	5		< 1	< 0.2	< 1	< 1	< 2	< 1	< 0.4	< 1.0	< 0.20	< 0.2	NA	< 0.2	< 0.2	< 0.2	< 0.2	< 0.20	< 0.20	< 0.20	< 0.43	< 0.10
1,2,3-Trichlorobenzene	NE	NE		< 1.2	< 0.24	< 1.2	< 1.2	< 2.4	< 1.2	< 0.48	< 1.2	< 0.24	< 0.24	NA	< 0.24	< 0.24	< 0.24	< 0.24	< 0.24	< 0.24	< 0.24	< 0.46	< 0.045
1,2,4-Trichlorobenzene	14	70		< 1.6	< 0.31	< 1.6	< 1.6	< 3.1	< 1.6	< 0.62	< 1.6	< 0.31	< 0.31	NA	< 0.31	< 0.31	< 0.31	< 0.31	< 0.31	< 0.31	< 0.31	< 0.34	< 0.077
1,3,5-Trimethylbenzene	96	480		< 0.9	< 0.18	< 0.9	< 0.9	< 1.8	< 0.9	< 0.36	< 0.90	< 0.18	< 0.18	NA	< 0.18	< 0.18	< 0.18	< 0.18	< 0.18	< 0.18	< 0.18	< 0.25	< 0.075
2-Butanone	800	4000		NA	NA	NA	NA	NA	NA	NA	NA	NA	NA	NA	NA	NA	NA	NA	NA	NA	NA	NA	< 3.0
2-Hexanone	NE	NE		NA	NA	NA	NA	NA	NA	NA	NA	NA	NA	NA	NA	NA	NA	NA	NA	NA	NA	NA	< 0.95
Acetone	1800	9000		NA	NA	NA	NA	NA	NA	NA	NA	NA	NA	NA	NA	NA	NA	NA	NA	NA	NA	NA	< 3.4
Benzene	0.5	5		< 0.37	0.25 J	< 0.37	< 0.37	< 0.74	< 0.37	< 0.15	< 0.37	0.24 J	1.1	NA	< 0.074	< 0.074	< 0.074	< 0.074	< 0.074	< 0.074	< 0.074	< 0.15	< 0.089
Bromodichloromethane	0.06	0.6		< 0.85	< 0.17	< 0.85	< 0.85	< 1.7	< 0.85	< 0.34	< 0.85	< 0.17	< 0.17	NA	< 0.17	< 0.17	< 0.17	< 0.17	< 0.17	< 0.17	< 0.17	< 0.37	< 0.077
Bromoform	0.44	4.4		< 1.4	< 0.28	< 1.4	< 1.4	< 2.8	< 1.4	< 0.56	< 1.4	< 0.28	< 0.28	NA	< 0.28	< 0.28	< 0.28	< 0.28	< 0.28	< 0.28	< 0.28	< 0.48	< 0.088
Bromomethane	1	10		< 1.6	< 0.31	< 1.6 *	< 1.6	< 3.1	< 1.6	< 0.62	< 1.6	< 0.31	< 0.31	NA	< 0.31	< 0.31	< 0.31	< 0.31	< 0.31	< 0.31 *	< 0.31	< 0.80	< 0.59
Carbon disulfide	200	1000		NA	NA	NA	NA	NA	NA	NA	NA	NA	NA	NA	NA	NA	NA	NA	NA	NA	NA	NA	< 0.053
Carbon tetrachloride	0.5	5		< 1.3	< 0.26	< 1.3	< 1.3	< 2.6	< 1.3	< 0.52	< 1.3	< 0.26	< 0.26	NA	< 0.26	< 0.26	< 0.26	< 0.26	< 0.26	< 0.26	< 0.26	< 0.38	< 0.038
Chloroform	0.6	6		< 1	< 0.2	< 1	< 1	< 2	< 1	< 0.4	< 1.0	0.81 J	1	NA	0.91 J	1.4	< 0.2	< 0.20	0.75 J	< 0.20	0.66 J	0.91	
Chloromethane	3	30		< 0.9	< 0.18	< 0.9	< 0.9	< 1.8	< 0.9	< 0.36	< 0.90	< 0.18	< 0.18	NA	< 0.18	< 0.18	< 0.18	< 0.18	< 0.18	< 0.18	< 0.18	< 0.32	0.72 J
cis-1,2-Dichloroethene	7	70		300	< 0.12	< 0.6	< 0.6	190	220	110	110	1.3	1.8	NA	6.1	3.8	97	46	58	65	32	46	
Dichlorodifluoromethane	200	1000		< 1	< 0.2	< 1	< 1	< 2	< 1	< 0.4	< 1.0	< 0.20	< 0.2	NA	< 0.2	< 0.2	< 0.2	< 0.20	< 0.20	< 0.20	< 0.20	< 0.54	< 0.11
Ethylbenzene	140	700		< 0.65	0.62	< 0.65	< 0.65	< 1.3	< 0.65	< 0.26	< 0.65	< 0.13	0.50	NA	< 0.13	< 0.13	< 0.13	< 0.13	< 0.13	< 0.13	< 0.13	< 0.18	< 0.054
Isopropylbenzene	NE	NE		< 0.7	< 0.14	< 0.7	< 0.7	< 1.4	< 0.7	< 0.28	< 0.70	< 0.14	< 0.14	NA	< 0.14	< 0.14	< 0.14	< 0.14	< 0.14	< 0.14	< 0.14	< 0.39	< 0.081
m,p-Xylene	400	2000		NA	NA	NA	NA	NA	NA	NA	NA	NA	NA	NA	NA	NA	NA	NA	NA	NA	NA	NA	< 0.057
Methyl tert-butyl ether	12	60		< 1.2	< 0.24	< 1.2	< 1.2	< 2.4	< 1.2	< 0.48	< 1.2	< 0.24	< 0.24	NA	< 0.24	< 0.24	< 0.24	< 0.24	< 0.24	< 0.24 *	< 0.24	< 0.39	< 0.14
Methylene chloride	0.5	5		< 3.4	< 0.68	< 3.4	< 3.4	< 6.8	< 3.4	< 1.4	< 3.4	< 0.68	< 0.68	NA	< 0.68	< 0.68	< 0.68	< 0.68	< 0.68	< 0.68	< 0.68	< 1.6	< 0.14
Naphthalene	10	100		< 0.8	< 0.16	< 0.8	< 0.8	< 1.6	< 0.8	< 0.32	< 0.80	< 0.16	< 0.16	NA	< 0.16	< 0.16	< 0.16	< 0.16	< 0.16	< 0.16	< 0.16	< 0.34	< 0.088
n-Butylbenzene	NE	NE		< 0.65	< 0.13	< 0.65	< 0.65	< 1.3	< 0.65	< 0.26	< 0.65	< 0.13	< 0.13	NA	< 0.13	< 0.13	< 0.13	< 0.13	< 0.13	< 0.13	< 0.13	< 0.39	< 0.14
n-Hexane	120	600		NA	NA	NA	NA	NA	NA	NA	NA	NA	NA	NA	NA	NA	NA	NA	NA	NA	NA	NA	< 0.21
n-Propylbenzene	NE	NE		< 0.65	< 0.13	< 0.65	< 0.65	< 1.3	< 0.65	< 0.26	< 0.65	< 0.13	< 0.13	NA	< 0.13	< 0.13	< 0.13	< 0.13	< 0.13	< 0.13	< 0.13	< 0.41	< 0.10
o-Xylene	400	2000		NA	NA	NA	NA	NA	NA	NA	NA	NA	NA	NA	NA	NA	NA	NA	NA	NA	NA	NA	< 0.058
p-Isopropyltoluene	NE	NE		< 0.85	< 0.17	< 0.85	< 0.85	< 1.7	< 0.85	< 0.34	< 0.85	< 0.17	< 0.17	NA	< 0.17	< 0.17	< 0.17	< 0.17	< 0.17	< 0.17	< 0.17	< 0.36	< 0.085
sec-Butylbenzene	NE	NE		< 0.75	< 0.15	< 0.75	< 0.75	< 1.5	< 0.75	< 0.3	< 0.75	< 0.15	< 0.15	NA	< 0.15	< 0.15	< 0.15	< 0.15	< 0.15	< 0.15	< 0.15	< 0.40	< 0.13
Styrene	10	100		< 0.5	< 0.1	< 0.5	< 0.5	< 1	< 0.5	< 0.2	< 0.50	< 0.10	< 0.1	NA	< 0.1	< 0.1	< 0.1	< 0.10	< 0.10	< 0.10	< 0.10	< 0.39	< 0.065
tert-Butylbenzene	NE	NE		< 0.7	< 0.14	< 0.7	< 0.7	< 1.4	< 0.7	< 0.28	< 0.70	< 0.14	< 0.14	NA	< 0.14	< 0.14	< 0.14	< 0.14	< 0.14	< 0.14	< 0.14	< 0.40	< 0.12
Tetrachloroethene	0.5	5		2600	1200	3900	2200	3500	2500	1500	1900	930	180	NA	160	210	13	23	61	17	30	18	
Toluene	160	800		< 0.55	0.48 J	< 0.55	< 0.55	< 1.1	< 0.55	< 0.22	< 0.55	< 0.11	1.7	NA	< 0.11	< 0.11	< 0.11	< 0.11	< 0.11	< 0.11	< 0.11	< 0.15	0.12 J
trans-1,2-Dichloroethene	20	100		2.7 J	< 0.25	< 1.3	< 1.3	< 2.5	< 1.3	< 0.5	< 1.3	< 0.25	< 0.25	NA	< 0.25	< 0.25	< 0.25	< 0.25	< 0.25	< 0.25	< 0.35	0.36 J	
Trichloroethene	0.5	5		160	< 0.19	11	14	150	210	120	130	3.3	4.8	NA	5.4	8.5	6.1	4.2	7.1	2.9	4.1	9.8	
Vinyl chloride	0.02	0.2		< 0.5	< 0.1	< 0.5	< 0.5	< 1	< 0.5	< 0.2	< 0.50	< 0.10	< 0.1	NA	< 0.1	< 0.1	< 0.1	< 0.10					

Table 12
Groundwater Analytical Results Summary
Madison-Kipp Corporation
Madison, Wisconsin

WELL ID	SCREEN INTERVAL (feet bgs)	PREVENTIVE ACTION LIMIT	ENFORCEMENT STANDARD	MW-22D 45 - 50 ft 01/15/2013	MW-22D ³ 45 - 50 ft 01/15/2013	MW-22D 45 - 50 ft 03/08/2013	MW-22D 45 - 50 ft 04/19/2013	MW-22D ³ 45 - 50 ft 04/19/2013	MW-22D 45 - 50 ft 07/16/2013	MW-22D ³ 45 - 50 ft 07/16/2013	MW-22D 45 - 50 ft 10/10/2013	MW-22D ³ 45 - 50 ft 10/10/2013	MW-22D 45 - 50 ft 04/18/2014	MW-22D ³ 45 - 50 ft 04/18/2014
VOCs														
1,1,1,2-Tetrachloroethane	7	70		< 0.25	< 0.25	NA	< 0.25	< 0.25	< 0.25	< 0.25	< 0.25	< 0.25	< 0.25	< 0.25
1,1,1-Trichloroethane	40	200		< 0.2	< 0.2	NA	< 0.2	< 0.2	< 0.2	< 0.2	< 0.2	< 0.2	< 0.20	< 0.20
1,1,2-Trichloroethane	0.5	5		< 0.28	< 0.28	NA	< 0.28	< 0.28	< 0.28	< 0.28	< 0.28	< 0.28	< 0.28	< 0.28
1,1-Dichloroethene	0.7	7		< 0.31	< 0.31	NA	< 0.31	< 0.31	< 0.31	< 0.31	< 0.31	< 0.31	< 0.31	< 0.31
1,2,4-Trimethylbenzene	96	480		< 0.14	< 0.14	NA	< 0.14	< 0.14	< 0.14	< 0.14	< 0.14	< 0.14	< 0.14	< 0.14
1,2-Dibromoethane	0.005	0.05		< 0.36	< 0.36	NA	< 0.36	< 0.36	< 0.36	< 0.36	< 0.36	< 0.36	< 0.36	< 0.36
1,2-Dichlorobenzene	60	600		< 0.27	< 0.27	NA	< 0.27	< 0.27	< 0.27	< 0.27	< 0.27	< 0.27	< 0.27	< 0.27
1,2-Dichloropropane	0.5	5		< 0.2	< 0.2	NA	< 0.2	< 0.2	< 0.2	< 0.2	< 0.2	< 0.2	< 0.20	< 0.20
1,2,3-Trichlorobenzene	NE	NE		< 0.24	< 0.24	NA	< 0.24	< 0.24	< 0.24	< 0.24	< 0.24	< 0.24	< 0.24	< 0.24
1,2,4-Trichlorobenzene	14	70		< 0.31	< 0.31	NA	< 0.31	< 0.31	< 0.31	< 0.31	< 0.31	< 0.31	< 0.31	< 0.31
1,3,5-Trimethylbenzene	96	480		< 0.18	< 0.18	NA	< 0.18	< 0.18	< 0.18	< 0.18	< 0.18	< 0.18	< 0.18	< 0.18
2-Butanone	800	4000		NA	NA	NA	NA	NA	NA	NA	NA	NA	NA	NA
2-Hexanone	NE	NE		NA	NA	NA	NA	NA	NA	NA	NA	NA	NA	NA
Acetone	1800	9000		NA	NA	NA	NA	NA	NA	NA	NA	NA	NA	NA
Benzene	0.5	5		< 0.074	< 0.074	NA	< 0.074	< 0.074	< 0.074	< 0.074	< 0.074	< 0.074	< 0.074	< 0.074
Bromodichloromethane	0.06	0.6		< 0.17	< 0.17	NA	< 0.17	< 0.17	< 0.17	< 0.17	< 0.17	< 0.17	< 0.17	< 0.17
Bromoform	0.44	4.4		< 0.28	< 0.28	NA	< 0.28	< 0.28	< 0.28	< 0.28	< 0.28	< 0.28	< 0.28	< 0.28
Bromomethane	1	10		< 0.31	< 0.31	NA	< 0.31	< 0.31	< 0.31	< 0.31	< 0.31	< 0.31	< 0.31	< 0.31
Carbon disulfide	200	1000		NA	NA	NA	NA	NA	NA	NA	NA	NA	NA	NA
Carbon tetrachloride	0.5	5		< 0.26	< 0.26	NA	< 0.26	< 0.26	< 0.26	< 0.26	< 0.26	< 0.26	< 0.26	< 0.26
Chloroform	0.6	6		< 0.2	< 0.2	NA	< 0.2	< 0.2	< 0.2	< 0.2	< 0.2	< 0.2	< 0.20	< 0.20
Chloromethane	3	30		0.47 J	< 0.18	NA	< 0.18	< 0.18	< 0.18	< 0.18	< 0.18	< 0.18	< 0.18	< 0.18
cis-1,2-Dichloroethene	7	70		3.6	3.3	NA	4.9	4.9	3.7	3.7	< 0.12	4.0	2.6	2.5
Dichlorodifluoromethane	200	1000		< 0.2	< 0.2	NA	< 0.2	< 0.2	< 0.2	< 0.2	< 0.2	< 0.2	< 0.20	< 0.20
Ethylbenzene	140	700		< 0.13	< 0.13	NA	< 0.13	< 0.13	< 0.13	< 0.13	< 0.13	< 0.13	< 0.13	< 0.13
Isopropylbenzene	NE	NE		< 0.14	< 0.14	NA	< 0.14	< 0.14	< 0.14	< 0.14	< 0.14	< 0.14	< 0.14	< 0.14
m,p-Xylene	400	2000		NA	NA	NA	NA	NA	NA	NA	NA	NA	NA	NA
Methyl tert-butyl ether	12	60		< 0.24	< 0.24	NA	< 0.24	< 0.24	< 0.24	< 0.24	< 0.24	< 0.24	< 0.24	< 0.24
Methylene chloride	0.5	5		< 0.68	< 0.68	NA	< 0.68	< 0.68	< 0.68	< 0.68	< 0.68	< 0.68	< 0.68	< 0.68
Naphthalene	10	100		< 0.16	< 0.16	NA	< 0.16	< 0.16	< 0.16	< 0.16	< 0.16	< 0.16	< 0.16	< 0.16
n-Butylbenzene	NE	NE		< 0.13	< 0.13	NA	< 0.13	< 0.13	< 0.13	< 0.13	< 0.13	< 0.13	< 0.13	< 0.13
n-Hexane	120	600		NA	NA	NA	NA	NA	NA	NA	NA	NA	NA	NA
n-Propylbenzene	NE	NE		< 0.13	< 0.13	NA	< 0.13	< 0.13	< 0.13	< 0.13	< 0.13	< 0.13	< 0.13	< 0.13
o-Xylene	400	2000		NA	NA	NA	NA	NA	NA	NA	NA	NA	NA	NA
p-Isopropyltoluene	NE	NE		< 0.17	< 0.17	NA	< 0.17	< 0.17	< 0.17	< 0.17	< 0.17	< 0.17	< 0.17	< 0.17
sec-Butylbenzene	NE	NE		< 0.15	< 0.15	NA	< 0.15	< 0.15	< 0.15	< 0.15	< 0.15	< 0.15	< 0.15	< 0.15
Styrene	10	100		< 0.1	< 0.1	NA	< 0.1	< 0.1	< 0.1	< 0.1	< 0.1	< 0.1	< 0.10	< 0.10
tert-Butylbenzene	NE	NE		< 0.14	< 0.14	NA	< 0.14	< 0.14	< 0.14	< 0.14	< 0.14	< 0.14	< 0.14	< 0.14
Tetrachloroethene	0.5	5		520	470	NA	450	430	270	310	190	190	430	450
Toluene	160	800		< 0.11	< 0.11	NA	< 0.11	< 0.11	0.37 J	0.38 J	< 0.11	< 0.11	< 0.11	< 0.11
trans-1,2-Dichloroethene	20	100		< 0.25	< 0.25	NA	< 0.25	< 0.25	< 0.25	< 0.25	< 0.25	< 0.25	< 0.25	< 0.25
Trichloroethene	0.5	5		5.8	6	NA	5.8	5.7	5	5.3	4.9	5.3	6.8	6.7
Vinyl chloride	0.02	0.2		< 0.1	< 0.1	NA	< 0.1	< 0.1	< 0.1	< 0.1	< 0.1	0.92	< 0.10	< 0.10
Xylenes, Total	400	2000		< 0.068	< 0.068	NA	< 0.068	< 0.068	< 0.068	< 0.068	< 0.068	< 0.068	< 0.068	< 0.068
Total PCBs														
Aroclor-1016	0.003	0.03		2.4	NA	< 0.033	< 0.064	NA	< 0.063	NA	< 0.063	NA	< 0.065	NA
Aroclor-1232	0.003	0.03		< 0.092	NA	2.6	< 0.19	NA	< 0.19	NA	3.3	NA	< 0.19	NA
Aroclor-1242	0.003	0.03		< 0.13	NA	< 0.1	< 0.19	NA	0.97	NA	< 0.19	NA	< 0.19	NA
Total Detected PCBs	NE	NE		2.4	NA	2.6	ND	NA	0.97	NA	3.3	NA	ND	NA
Dissolved PCBs														
Aroclor-1016	0.003	0.03		NA	NA	< 0.033	< 0.064	NA	< 0.064	NA	< 0.065	NA	< 0.066	NA
Aroclor-1232	0.003	0.003		NA	NA	< 0.1	< 0.19	NA	< 0.19	NA	< 0.19	NA	< 0.20	NA
Aroclor-1242	0.003	0.003		NA	NA	< 0.1	< 0.19	NA	< 0.19	NA	< 0.19	NA	< 0.20	NA
Total Detected PCBs	NE	NE		NA	NA	ND	ND	NA	ND	NA	ND	NA	ND	NA

Notes on Page 50.

Table 12
Groundwater Analytical Results Summary
Madison-Kipp Corporation
Madison, Wisconsin

WELL ID	SCREEN INTERVAL (feet bgs)	PREVENTIVE ACTION LIMIT	ENFORCEMENT STANDARD	MW-22D 45 - 50 ft 10/16/2014	MW-22D ³ 45 - 50 ft 10/16/2014	MW-22D 45 - 50 ft 04/09/2015	MW-22D ³ 45 - 50 ft 04/09/2015	MW-22D 45 - 50 ft 06/10/2015	MW-22D 45 - 50 ft 07/20/2015	MW-22D 45 - 50 ft 10/20/2015	MW-22D ³ 45 - 50 ft 10/20/2015	MW-22D 45 - 50 ft 01/22/2016	MW-22D 45 - 50 ft 04/21/2016	MW-22D 45 - 50 ft 07/20/2016	MW-22D 45 - 50 ft 10/14/2016
VOCS															
1,1,1,2-Tetrachloroethane	7	70		< 0.25	< 0.25	< 0.25	< 0.25	NA	NA	< 0.46	< 0.46	< 0.11	< 2.2	< 0.55	< 0.44
1,1,1-Trichloroethane	40	200		< 0.20	< 0.20	< 0.20	< 0.20	NA	NA	< 0.38	< 0.38	< 0.10	< 2.0	< 0.50	< 0.40
1,1,2-Trichloroethane	0.5	5		< 0.28	< 0.28	< 0.28	< 0.28	NA	NA	< 0.35	< 0.35	< 0.10	< 2.0	< 0.50	< 0.40
1,1-Dichloroethene	0.7	7		< 0.31	< 0.31	< 0.31	< 0.31	NA	NA	< 0.39	< 0.39	< 0.14	< 2.8	< 0.70	< 0.56
1,2,4-Trimethylbenzene	96	480		< 0.14	< 0.14	< 0.14	< 0.14	NA	NA	< 0.36	< 0.36	< 0.060	< 1.2	< 0.30	< 0.24
1,2-Dibromoethane	0.005	0.05		< 0.36	< 0.36	< 0.36	< 0.36	NA	NA	< 0.39	< 0.39	< 0.13	< 2.6	< 0.65	< 0.52
1,2-Dichlorobenzene	60	600		< 0.27	< 0.27	< 0.27	< 0.27	NA	NA	< 0.33	< 0.33	< 0.076	< 1.5	< 0.38	< 0.30
1,2-Dichloropropane	0.5	5		< 0.20	< 0.20	< 0.20	< 0.20	NA	NA	< 0.43	< 0.43	< 0.10	< 2.0	< 0.50	< 0.40
1,2,3-Trichlorobenzene	NE	NE		< 0.24	< 0.24	< 0.24	< 0.24	NA	NA	< 0.46	< 0.46	< 0.045	< 0.90	< 0.23	< 0.18
1,2,4-Trichlorobenzene	14	70		< 0.31	< 0.31	< 0.31	< 0.31	NA	NA	< 0.34	< 0.34	< 0.077	< 1.5	< 0.39	< 0.31
1,3,5-Trimethylbenzene	96	480		< 0.18	< 0.18	< 0.18	< 0.18	NA	NA	< 0.25	< 0.25	< 0.075	< 1.5	< 0.38	< 0.30
2-Butanone	800	4000		NA	NA	NA	NA	NA	NA	NA	NA	< 3.0	< 60	< 15	< 12
2-Hexanone	NE	NE		NA	NA	NA	NA	NA	NA	NA	NA	< 0.95	< 19	< 4.8	< 3.8
Acetone	1800	9000		NA	NA	NA	NA	NA	NA	NA	NA	< 3.4	< 68	< 17	< 14
Benzene	0.5	5		< 0.074	< 0.074	0.47 J	< 0.074	NA	NA	< 0.15	< 0.15	< 0.089	< 1.8	< 0.45	< 0.36
Bromodichloromethane	0.06	0.6		< 0.17	< 0.17	< 0.17	< 0.17	NA	NA	< 0.37	< 0.37	< 0.077	< 1.5	< 0.39	< 0.31
Bromoform	0.44	4.4		< 0.28	< 0.28	< 0.28	< 0.28	NA	NA	< 0.48	< 0.48	< 0.088	< 1.8	< 0.44	< 0.35
Bromomethane	1	10		< 0.31	< 0.31	< 0.31	< 0.31	NA	NA	< 0.80	< 0.80	< 0.59	< 12	< 3.0	< 2.4
Carbon disulfide	200	1000		NA	NA	NA	NA	NA	NA	NA	NA	< 0.053	9.2 J	< 0.27	< 0.21
Carbon tetrachloride	0.5	5		< 0.26	< 0.26	< 0.26	< 0.26	NA	NA	< 0.38	< 0.38	< 0.038	< 0.76	< 0.19	< 0.15
Chloroform	0.6	6		< 0.20	< 0.20	< 0.20	< 0.20	NA	NA	< 0.37	< 0.37	0.36 J	2.4 BJ	< 0.31	< 0.25
Chloromethane	3	30		< 0.18	< 0.18	< 0.18	< 0.18	NA	NA	< 0.32	< 0.32	< 0.16	< 3.2	< 0.80	3.4 J
cis-1,2-Dichloroethene	7	70		4.2	4.9	4.2	4.4	NA	NA	4.0	3.9	3.9	3.6 J	3.8	5.6
Dichlorodifluoromethane	200	1000		< 0.20	< 0.20	< 0.20	< 0.20	NA	NA	< 0.54	< 0.54	< 0.11	< 2.2	< 0.55	< 0.44
Ethylbenzene	140	700		< 0.13	< 0.13	< 0.13	< 0.13	NA	NA	< 0.18	< 0.18	< 0.054	< 1.1	< 0.27	< 0.22
Isopropylbenzene	NE	NE		< 0.14	< 0.14	< 0.14	< 0.14	NA	NA	< 0.39	< 0.39	< 0.081	< 1.6	< 0.41	< 0.32
m,p-Xylene	400	2000		NA	NA	NA	NA	NA	NA	NA	NA	< 0.057	< 1.1	< 0.29	< 0.23
Methyl tert-butyl ether	12	60		< 0.24	< 0.24	< 0.24	< 0.24	NA	NA	< 0.39	< 0.39	< 0.14	< 2.8	< 0.70	< 0.56
Methylene chloride	0.5	5		6.6	7.1	< 0.68	< 0.68	NA	NA	< 1.6	< 1.6	< 0.14	< 2.8	< 0.70	< 0.56
Naphthalene	10	100		< 0.16	< 0.16	< 0.16	< 0.16	NA	NA	< 0.34	< 0.34	< 0.088	< 1.8	< 0.44	< 0.35
n-Butylbenzene	NE	NE		< 0.13	< 0.13	< 0.13	< 0.13	NA	NA	< 0.39	< 0.39	< 0.14	< 2.8	< 0.70	< 0.56
n-Hexane	120	600		NA	NA	NA	NA	NA	NA	NA	NA	< 0.21	< 4.2	< 1.1	< 0.84
n-Propylbenzene	NE	NE		< 0.13	< 0.13	< 0.13	< 0.13	NA	NA	< 0.41	< 0.41	< 0.10	< 2.0	< 0.50	< 0.40
o-Xylene	400	2000		NA	NA	NA	NA	NA	NA	NA	NA	< 0.058	< 1.2	< 0.29	< 0.23
p-Isopropyltoluene	NE	NE		< 0.17	< 0.17	< 0.17	< 0.17	NA	NA	< 0.36	< 0.36	< 0.085	< 1.7	< 0.43	< 0.34
sec-Butylbenzene	NE	NE		< 0.15	< 0.15	< 0.15	< 0.15	NA	NA	< 0.40	< 0.40	< 0.13	< 2.6	< 0.65	< 0.52
Styrene	10	100		< 0.10	< 0.10	< 0.10	< 0.10	NA	NA	< 0.39	< 0.39	< 0.065	< 1.3	< 0.33	< 0.26
tert-Butylbenzene	NE	NE		< 0.14	< 0.14	< 0.14	< 0.14	NA	NA	< 0.40	< 0.40	< 0.12	< 2.4	< 0.60	< 0.48
Tetrachloroethene	0.5	5		250	270	170	190	NA	NA	140	160	220	140	130	92
Toluene	160	800		< 0.11	< 0.11	< 0.11	< 0.11	NA	NA	< 0.15	< 0.15	< 0.053	< 1.1	< 0.27	0.48 J
trans-1,2-Dichloroethene	20	100		< 0.25	< 0.25	< 0.25	< 0.25	NA	NA	< 0.35	< 0.35	0.23 J	< 2.2	< 0.55	< 0.44
Trichloroethene	0.5	5		5.7	6.9	5.6	5.7	NA	NA	5.4	5.7	6.1	5.6 J	5.7	4.4
Vinyl chloride	0.02	0.2		0.68	0.66	0.62	< 0.10	NA	NA	0.66	0.74	< 0.16	< 3.2	0.85 J	2.2
Xylenes, Total	400	2000		< 0.068	< 0.068	< 0.068	< 0.068	NA	NA	< 0.22	< 0.22	< 0.058	< 1.2	< 0.29	< 0.23
Total PCBs															
Aroclor-1016	0.003	0.03		NA	NA	NA	NA	NA	NA	NA	NA	NA	NA	NA	NA
Aroclor-1232	0.003	0.03		NA	NA	NA	NA	NA	NA	NA	NA	NA	NA	NA	NA
Aroclor-1242	0.003	0.03		NA	NA	NA	NA	NA	NA	NA	NA	NA	NA	NA	NA
Total Detected PCBs	NE	NE		NA	NA	NA	NA	NA	NA	NA	NA	NA	NA	NA	NA
Dissolved PCBs															
Aroclor-1016	0.003	0.03		< 0.063	NA	< 0.063	NA	< 0.066	< 0.062	< 0.069	NA	NA	NA	NA	NA
Aroclor-1232	0.003	0.003		< 0.19	NA	< 0.19	NA	< 0.20	< 0.19	< 0.21	NA	NA	NA	NA	NA
Aroclor-1242	0.003	0.003		< 0.19	NA	4.3	NA	< 0.20	< 0.19	< 0.21	NA	NA	NA	NA	NA
Total Detected PCBs	NE	NE		ND	NA	4.3	NA	ND	ND	ND	NA	NA	NA	NA	NA

Notes on Page 50.

Table 12
Groundwater Analytical Results Summary
Madison-Kipp Corporation
Madison, Wisconsin

WELL ID	SCREEN INTERVAL (feet bgs)	PREVENTIVE ACTION LIMIT	ENFORCEMENT STANDARD	MW-23S 24 - 35 ft 01/15/2013	MW-23S 24 - 35 ft 04/19/2013	MW-23S 24 - 35 ft 07/16/2013	MW-23S 24 - 35 ft 09/05/2013	MW-23S 24 - 35 ft 09/05/2013	MW-23S 24 - 35 ft 10/10/2013	MW-23S 24 - 35 ft 04/18/2014	MW-23S 24 - 35 ft 10/20/2014	MW-23S 24 - 35 ft 04/09/2015	MW-23S 24 - 35 ft 10/20/2015	MW-23S 24 - 35 ft 10/14/2016	MW-23S ³ 24 - 35 ft 10/14/2016
VOCs															
1,1,1,2-Tetrachloroethane	7	70		< 0.25	< 0.25	< 0.25	< 0.25	NA	< 0.25	< 0.25	< 0.25	< 0.25	< 0.46	< 0.44	< 0.22
1,1,1-Trichloroethane	40	200		< 0.2	< 0.2	< 0.2	< 0.2	NA	< 0.2	< 0.20	< 0.20	< 0.20	< 0.38	< 0.40	< 0.20
1,1,2-Trichloroethane	0.5	5		< 0.28	< 0.28	< 0.28	< 0.28	NA	1.8	< 0.28	< 0.28	< 0.28	< 0.35	< 0.40	< 0.20
1,1-Dichloroethene	0.7	7		< 0.31	< 0.31	< 0.31	< 0.31	NA	< 0.31	< 0.31	< 0.31	< 0.31	< 0.39	< 0.56	< 0.28
1,2,4-Trimethylbenzene	96	480		< 0.14	< 0.14	< 0.14	< 0.14	NA	< 0.14	< 0.14	< 0.14	< 0.14	< 0.36	< 0.24	< 0.12
1,2-Dibromoethane	0.005	0.05		< 0.36	< 0.36	< 0.36	< 0.36	NA	< 0.36	< 0.36	< 0.36	< 0.36	< 0.39	< 0.52	< 0.26
1,2-Dichlorobenzene	60	600		< 0.27	< 0.27	< 0.27	< 0.27	NA	< 0.27	< 0.27	< 0.27	< 0.27	< 0.33	< 0.30	< 0.15
1,2-Dichloropropane	0.5	5		< 0.2	< 0.2	< 0.2	< 0.2	NA	< 0.2	< 0.20	< 0.20	< 0.20	< 0.43	< 0.40	< 0.20
1,2,3-Trichlorobenzene	NE	NE		< 0.24	< 0.24	< 0.24	< 0.24	NA	< 0.24	< 0.24	< 0.24	< 0.24	< 0.46	< 0.18	< 0.090
1,2,4-Trichlorobenzene	14	70		< 0.31	< 0.31	< 0.31	< 0.31	NA	< 0.31	< 0.31	< 0.31	< 0.31	< 0.34	< 0.31	< 0.15
1,3,5-Trimethylbenzene	96	480		< 0.18	< 0.18	< 0.18	< 0.18	NA	< 0.18	< 0.18	< 0.18	< 0.18	< 0.25	< 0.30	< 0.15
2-Butanone	800	4000		NA	NA	NA	NA	NA	NA	NA	NA	NA	NA	< 12	< 6.0
2-Hexanone	NE	NE		NA	NA	NA	NA	NA	NA	NA	NA	NA	NA	< 3.8	< 1.9
Acetone	1800	9000		NA	NA	NA	NA	NA	NA	NA	NA	NA	NA	< 14	< 6.8
Benzene	0.5	5		0.73	< 0.074	< 0.074	< 0.074	NA	< 0.074	< 0.074	< 0.074	< 0.074	< 0.15	< 0.36	< 0.18
Bromodichloromethane	0.06	0.6		< 0.17	< 0.17	< 0.17	< 0.17	NA	< 0.17	< 0.17	< 0.17	< 0.17	< 0.37	< 0.31	< 0.15
Bromoform	0.44	4.4		< 0.28	< 0.28	< 0.28	< 0.28	NA	< 0.28	< 0.28	< 0.28	< 0.28	< 0.48	< 0.35	< 0.18
Bromomethane	1	10		< 0.31	< 0.31	< 0.31	< 0.31	NA	< 0.31	< 0.31	< 0.31 *	< 0.31	< 0.80	< 2.4	< 1.2
Carbon disulfide	200	1000		NA	NA	NA	NA	NA	NA	NA	NA	NA	NA	< 0.21	< 0.11
Carbon tetrachloride	0.5	5		< 0.26	< 0.26	< 0.26	< 0.26	NA	< 0.26	< 0.26	< 0.26	< 0.26	< 0.38	< 0.15	< 0.076
Chloroform	0.6	6		< 0.2	< 0.2	< 0.2	< 0.2	NA	< 0.2	< 0.20	< 0.20	< 0.20	< 0.37	< 0.25	< 0.12
Chloromethane	3	30		1.2	< 0.18	< 0.18	< 0.18	NA	< 0.18	< 0.18	< 0.18	< 0.18	< 0.32	2.3 BJ	0.86 J
cis-1,2-Dichloroethene	7	70		< 0.12	3.7	29	27	NA	16	16	19	20	9.6	12	15
Dichlorodifluoromethane	200	1000		< 0.2	< 0.2	< 0.2	< 0.2	NA	< 0.2	< 0.20	< 0.20	< 0.20	< 0.54	< 0.44	< 0.22
Ethylbenzene	140	700		0.43 J	< 0.13	< 0.13	< 0.13	NA	< 0.13	< 0.13	< 0.13	< 0.13	< 0.18	< 0.22	< 0.11
Isopropylbenzene	NE	NE		< 0.14	< 0.14	< 0.14	< 0.14	NA	< 0.14	< 0.14	< 0.14	< 0.14	< 0.39	< 0.32	< 0.16
m,p-Xylene	400	2000		NA	NA	NA	NA	NA	NA	NA	NA	NA	NA	< 0.23	< 0.11
Methyl tert-butyl ether	12	60		< 0.24	< 0.24	< 0.24	< 0.24	NA	< 0.24	< 0.24	< 0.24	< 0.24	< 0.39	< 0.56	< 0.28
Methylene chloride	0.5	5		< 0.68	< 0.68	< 0.68	< 0.68	NA	< 0.68	< 0.68	< 0.68	< 0.68	< 1.6	< 0.56	< 0.28
Naphthalene	10	100		< 0.16	< 0.16	< 0.16	< 0.16	NA	< 0.16	< 0.16	< 0.16	< 0.16	< 0.34	< 0.35	< 0.18
n-Butylbenzene	NE	NE		< 0.13	< 0.13	< 0.13	< 0.13	NA	< 0.13	< 0.13	< 0.13	< 0.13	< 0.39	< 0.56	< 0.28
n-Hexane	120	600		NA	NA	NA	NA	NA	NA	NA	NA	NA	NA	< 0.84	< 0.42
n-Propylbenzene	NE	NE		< 0.13	< 0.13	< 0.13	< 0.13	NA	< 0.13	< 0.13	< 0.13	< 0.13	< 0.41	< 0.40	< 0.20
o-Xylene	400	2000		NA	NA	NA	NA	NA	NA	NA	NA	NA	NA	< 0.23	< 0.12
p-Isopropyltoluene	NE	NE		< 0.17	< 0.17	< 0.17	< 0.17	NA	< 0.17	< 0.17	< 0.17	< 0.17	< 0.36	< 0.34	< 0.17
sec-Butylbenzene	NE	NE		< 0.15	< 0.15	< 0.15	< 0.15	NA	< 0.15	< 0.15	< 0.15	< 0.15	< 0.40	< 0.52	< 0.26
Styrene	10	100		< 0.1	< 0.1	< 0.1	< 0.1	NA	< 0.1	< 0.10	< 0.10	< 0.10	< 0.39	< 0.26	< 0.13
tert-Butylbenzene	NE	NE		< 0.14	< 0.14	< 0.14	< 0.14	NA	< 0.14	< 0.14	< 0.14	< 0.14	< 0.40	< 0.48	< 0.24
Tetrachloroethene	0.5	5		290	580	420	240	NA	130	210	190	190	360	66	88
Toluene	160	800		1.3	< 0.11	< 0.11	< 0.11	NA	< 0.11	< 0.11	< 0.11	< 0.11	< 0.15	< 0.21	< 0.11
trans-1,2-Dichloroethene	20	100		< 0.25	< 0.25	< 0.25	< 0.25	NA	< 0.25	< 0.25	< 0.25	< 0.25	< 0.35	< 0.44	< 0.22
Trichloroethene	0.5	5		0.64	1.4	20	17	NA	15	11	11	10	5.9	7.2	9.1
Vinyl chloride	0.02	0.2		< 0.1	< 0.1	< 0.1	< 0.1	NA	< 0.1	< 0.10	< 0.10	< 0.10	< 0.20	< 0.64	< 0.32
Xylenes, Total	400	2000		0.95 J	< 0.068	< 0.068	< 0.068	NA	< 0.068	< 0.068	< 0.068	< 0.068	< 0.22	< 0.23	< 0.12
Total PCBs															
Aroclor-1016	0.003	0.03		< 0.19	NA	< 0.063	< 0.028	NA	< 0.066	NA	NA	NA	NA	NA	NA
Aroclor-1232	0.003	0.03		< 0.11	NA	< 0.19	< 0.083	NA	< 0.2	NA	NA	NA	NA	NA	NA
Aroclor-1242	0.003	0.03		< 0.15	NA	< 0.19	< 0.083	NA	< 0.2	NA	NA	NA	NA	NA	NA
Total Detected PCBs	NE	NE		ND	NA	ND	ND	NA	ND	NA	NA	NA	NA	NA	NA
Dissolved PCBs															
Aroclor-1016	0.003	0.03		NA	NA	< 0.063	NA	< 0.026	< 0.064	NA	< 0.063	< 0.063	< 0.063	NA	NA
Aroclor-1232	0.003	0.003		NA	NA	< 0.19	NA	< 0.078	< 0.19	NA	< 0.19	< 0.19	< 0.19	NA	NA
Aroclor-1242	0.003	0.003		NA	NA	< 0.19	NA	< 0.078	< 0.19	NA	< 0.19	< 0.19	< 0.19	NA	NA
Total Detected PCBs	NE	NE		NA	NA	ND	NA	ND	ND	NA	ND	ND	ND	NA	NA

Notes on Page 50.

Table 12
Groundwater Analytical Results Summary
Madison-Kipp Corporation
Madison, Wisconsin

WELL ID	SCREEN INTERVAL (feet bgs)	PREVENTIVE ACTION LIMIT	ENFORCEMENT STANDARD	MW-23D 45 - 50 ft 01/14/2013	MW-23D 45 - 50 ft 03/08/2013	MW-23D 45 - 50 ft 04/19/2013	MW-23D 45 - 50 ft 04/20/2013	MW-23D 45 - 50 ft 07/17/2013	MW-23D 45 - 50 ft 10/10/2013	MW-23D 45 - 50 ft 04/18/2014	MW-23D 45 - 50 ft 10/20/2014	MW-23D 45 - 50 ft 04/09/2015	MW-23D 45 - 50 ft 10/20/2015	MW-23D 45 - 50 ft 01/22/2016	MW-23D 45 - 50 ft 04/21/2016	MW-23D 45 - 50 ft 07/20/2016	MW-23D 45 - 50 ft 10/14/2016	MW-24 30 - 40 ft 04/29/2013	MW-24 30 - 40 ft 07/19/2013	MW-24 30 - 40 ft 10/08/2013	MW-24 30 - 40 ft 04/17/2014	MW-24 30 - 40 ft 10/14/2014
VOCS																						
1,1,1,2-Tetrachloroethane	7	70	< 0.25	NA	< 0.25	NA	< 0.25	< 0.25	< 0.25	< 0.25	< 0.25	< 0.25	< 0.46	< 0.11	< 2.2	< 0.55	< 0.11	< 0.25	< 0.25	< 0.25	< 0.25	< 0.25
1,1,1-Trichloroethane	40	200	< 0.2	NA	< 0.2	NA	< 0.2	< 0.2	< 0.2	< 0.20	< 0.20	< 0.20	< 0.38	< 0.10	< 2.0	< 0.50	< 0.10	< 0.2	< 0.2	< 0.2	< 0.20	< 0.20
1,1,2-Trichloroethane	0.5	5	< 0.28	NA	< 0.28	NA	< 0.28	< 0.28	< 0.28	< 0.28	< 0.28	< 0.28	< 0.35	< 0.10	< 2.0	< 0.50	< 0.10	< 0.28	< 0.28	< 0.28	< 0.28	< 0.28
1,1-Dichloroethene	0.7	7	< 0.31	NA	< 0.31	NA	< 0.31	< 0.31	< 0.31	< 0.31	< 0.31	< 0.31	< 0.39	< 0.14	< 2.8	< 0.70	< 0.14	< 0.31	< 0.31	< 0.31	< 0.31	< 0.31
1,2,4-Trimethylbenzene	96	480	< 0.14	NA	< 0.14	NA	< 0.14	< 0.14	< 0.14	< 0.14	< 0.14	< 0.14	< 0.36	< 0.060	< 1.2	< 0.30	< 0.060	< 0.14	< 0.14	< 0.14	< 0.14	< 0.14
1,2-Dibromoethane	0.005	0.05	< 0.36	NA	< 0.36	NA	< 0.36	< 0.36	< 0.36	< 0.36	< 0.36	< 0.36	< 0.39	< 0.13	< 2.6	< 0.65	< 0.13	< 0.36	< 0.36	< 0.36	< 0.36	< 0.36
1,2-Dichlorobenzene	60	600	< 0.27	NA	< 0.27	NA	< 0.27	< 0.27	< 0.27	< 0.27	< 0.27	< 0.27	< 0.33	< 0.076	< 1.5	< 0.38	< 0.076	< 0.27	< 0.27	< 0.27	< 0.27	< 0.27
1,2-Dichloropropane	0.5	5	< 0.2	NA	< 0.2	NA	< 0.2	< 0.2	< 0.20	< 0.20	< 0.20	< 0.20	< 0.43	< 0.10	< 2.0	< 0.50	< 0.10	< 0.2	< 0.2	< 0.2	< 0.20	< 0.20
1,2,3-Trichlorobenzene	NE	NE	< 0.24	NA	< 0.24	NA	< 0.24	< 0.24	< 0.24	< 0.24	< 0.24	< 0.24	< 0.46	< 0.045	< 0.90	< 0.23	< 0.045	< 0.24	< 0.24	< 0.24	< 0.24	< 0.24
1,2,4-Trichlorobenzene	14	70	< 0.31	NA	< 0.31	NA	< 0.31	< 0.31	< 0.31	< 0.31	< 0.31	< 0.31	< 0.34	< 0.077	< 1.5	< 0.39	< 0.077	< 0.31	< 0.31	< 0.31	< 0.31	< 0.31
1,3,5-Trimethylbenzene	96	480	< 0.18	NA	< 0.18	NA	< 0.18	< 0.18	< 0.18	< 0.18	< 0.18	< 0.18	< 0.25	< 0.075	< 1.5	< 0.38	< 0.075	< 0.18	< 0.18	< 0.18	< 0.18	< 0.18
2-Butanone	800	4000	NA	NA	NA	NA	NA	NA	NA	NA	NA	NA	NA	< 3.0	< 60	< 15	< 3.0	NA	NA	NA	NA	NA
2-Hexanone	NE	NE	NA	NA	NA	NA	NA	NA	NA	NA	NA	NA	NA	< 0.95	< 19	< 4.8	< 0.95	NA	NA	NA	NA	NA
Acetone	1800	9000	NA	NA	NA	NA	NA	NA	NA	NA	NA	NA	NA	< 3.4	< 68	< 17	< 3.4	NA	NA	NA	NA	NA
Benzene	0.5	5	0.32 J	NA	< 0.074	NA	< 0.074	< 0.074	< 0.074	< 0.074	< 0.074	< 0.074	< 0.15	< 0.089	< 1.8	< 0.45	< 0.089	< 0.074	< 0.074	< 0.074	< 0.074	< 0.074
Bromodichloromethane	0.06	0.6	< 0.17	NA	< 0.17	NA	< 0.17	< 0.17	< 0.17	< 0.17	< 0.17	< 0.17	< 0.37	< 0.077	< 1.5	< 0.39	< 0.077	< 0.17	< 0.17	< 0.17	< 0.17	< 0.17
Bromoform	0.44	4.4	< 0.28	NA	< 0.28	NA	< 0.28	< 0.28	< 0.28	< 0.28	< 0.28	< 0.28	< 0.48	< 0.088	< 1.8	< 0.44	< 0.088	< 0.28	< 0.28	< 0.28	< 0.28	< 0.28
Bromomethane	1	10	< 0.31	NA	< 0.31	NA	< 0.31	< 0.31	< 0.31	< 0.31 *	< 0.31	< 0.31	< 0.80	< 0.59	< 12	< 3.0	< 0.59	< 0.31	< 0.31	< 0.31	< 0.31	< 0.31 *
Carbon disulfide	200	1000	NA	NA	NA	NA	NA	NA	NA	NA	NA	NA	NA	< 0.053	< 1.1	< 0.27	< 0.053	NA	NA	NA	NA	NA
Carbon tetrachloride	0.5	5	< 0.26	NA	< 0.26	NA	< 0.26	< 0.26	< 0.26	< 0.26	< 0.26	< 0.26	< 0.38	< 0.038	< 0.76	< 0.19	< 0.038	< 0.26	< 0.26	< 0.26	< 0.26	< 0.26
Chloroform	0.6	6	< 0.2	NA	< 0.2	NA	< 0.2	< 0.2	< 0.20	< 0.20	< 0.20	< 0.20	< 0.37	< 0.062	2.2 BJ	< 0.31	< 0.062	< 0.2	< 0.2	< 0.2	< 0.20	< 0.20
Chloromethane	3	30	< 0.18	NA	< 0.18	NA	< 0.18	< 0.18	< 0.18	< 0.18	< 0.18	< 0.18	< 0.32	< 0.16	< 3.2	< 0.80	< 0.16	< 0.18	< 0.18	< 0.18	< 0.18	< 0.18
cis-1,2-Dichloroethene	7	70	< 0.12	NA	< 0.12	NA	< 0.12	< 0.12	< 0.12	< 0.12	< 0.12	< 0.12	< 0.41	< 0.11	< 2.2	< 0.55	< 0.11	< 0.12	< 0.12	< 0.12	< 0.12	< 0.12
Dichlorodifluoromethane	200	1000	< 0.2	NA	< 0.2	NA	< 0.2	< 0.2	< 0.20	< 0.20	< 0.20	< 0.20	< 0.54	0.27 J	< 2.2	< 0.55	< 0.11	< 0.2	< 0.2	< 0.2	< 0.20	< 0.20
Ethylbenzene	140	700	0.20 J	NA	< 0.13	NA	< 0.13	< 0.13	< 0.13	< 0.13	< 0.13	< 0.13	< 0.18	< 0.054	< 1.1	< 0.27	< 0.054	< 0.13	0.31 J	< 0.13	< 0.13	< 0.13
Isopropylbenzene	NE	NE	< 0.14	NA	< 0.14	NA	< 0.14	< 0.14	< 0.14	< 0.14	< 0.14	< 0.14	< 0.39	< 0.081	< 1.6	< 0.41	< 0.081	< 0.14	< 0.14	< 0.14	< 0.14	< 0.14
m,p-Xylene	400	2000	NA	NA	NA	NA	NA	NA	NA	NA	NA	NA	NA	< 0.057	< 1.1	< 0.29	< 0.057	NA	NA	NA	NA	NA
Methyl tert-butyl ether	12	60	< 0.24	NA	< 0.24	NA	< 0.24	< 0.24	< 0.24	< 0.24	< 0.24	< 0.24	< 0.39	< 0.14	< 2.8	< 0.70	< 0.14	< 0.24	< 0.24	< 0.24	< 0.24	< 0.24
Methylene chloride	0.5	5	< 0.68	NA	< 0.68	NA	< 0.68	< 0.68	< 0.68	< 0.68	< 0.68	< 0.68	< 1.6	0.57 J	< 2.8	< 0.70	< 0.14	< 0.68	< 0.68	< 0.68	< 0.68	< 0.68
Naphthalene	10	100	< 0.16	NA	< 0.16	NA	< 0.16	< 0.16	< 0.16	< 0.16	< 0.16	< 0.16	< 0.34	< 0.088	< 1.8	< 0.44	< 0.088	< 0.16	< 0.16	< 0.16	< 0.16	< 0.16
n-Butylbenzene	NE	NE	< 0.13	NA	< 0.13	NA	< 0.13	< 0.13	< 0.13	< 0.13	< 0.13	< 0.13	< 0.39	< 0.14	< 2.8	< 0.70	< 0.14	< 0.13	< 0.13	< 0.13	< 0.13	< 0.13
n-Hexane	120	600	NA	NA	NA	NA	NA	NA	NA	NA	NA	NA	NA	< 0.21	< 4.2	< 1.1	< 0.21	NA	NA	NA	NA	NA
n-Propylbenzene	NE	NE	< 0.13	NA	< 0.13	NA	< 0.13	< 0.13	< 0.13	< 0.13	< 0.13	< 0.13	< 0.41	< 0.10	< 2.0	< 0.50	< 0.10	< 0.13	< 0.13	< 0.13	< 0.13	< 0.13
o-Xylene	400	2000	NA	NA	NA	NA	NA	NA	NA	NA	NA	NA	NA	< 0.058	< 1.2	< 0.29	< 0.058	NA	NA	NA	NA	NA
p-Isopropyltoluene	NE	NE	< 0.17	NA	< 0.17	NA	< 0.17	< 0.17	< 0.17	< 0.17	< 0.17	< 0.17	< 0.36	< 0.085	< 1.7	< 0.43	< 0.085	< 0.17	< 0.17	< 0.17	< 0.17	< 0.17
sec-Butylbenzene	NE	NE	< 0.15	NA	< 0.15	NA	< 0.15	< 0.15	< 0.15	< 0.15	< 0.15	< 0.15	< 0.40	< 0.13	< 2.6	< 0.65	< 0.13	< 0.15	< 0.15	< 0.15	< 0.15	< 0.15
Styrene	10	100	< 0.1	NA	< 0.1	NA	< 0.1	< 0.1	< 0.10	< 0.10	< 0.10	< 0.10	< 0.39	< 0.065	< 1.3	< 0.33	< 0.065	< 0.1	< 0.1	< 0.1	< 0.10	< 0.10
tert-Butylbenzene	NE	NE	< 0.14	NA	< 0.14	NA	< 0.14	< 0.14	< 0.14	< 0.14	< 0.14	< 0.14	< 0.40	< 0.12	< 2.4	< 0.60	< 0.12	< 0.14	< 0.14	< 0.14	< 0.14	< 0.14
Tetrachloroethene	0.5	5	100	NA	86	NA	170	160	190	190	220	84	170	130	160	160	3	3	3.3	2.8	0.83 J	
Toluene	160	800	0.60	NA	< 0.11	NA	< 0.11	< 0.11	< 0.11	< 0.11	< 0.11	< 0.11	< 0.15	< 0.053	< 1.1	< 0.27	< 0.053	< 0.11	< 0.11	< 0.11	< 0.11	< 0.11
trans-1,2-Dichloroethene	20	100	< 0.25	NA	< 0.25	NA	< 0.25	< 0.25	< 0.25	< 0.25	< 0.25	< 0.25	< 0.35	< 0.11	< 2.2	< 0.55	< 0.11	< 0.25	< 0.25	< 0.25	< 0.25	< 0.25
Trichloroethene	0.5	5	< 0.19	NA	0.53	NA	0.21 J	< 0.19	< 0.19	< 0.19	0.27 J	< 0.19	< 0.16	0.22 J	< 1.2	< 0.31	0.19 J	< 0.19	< 0.19	< 0.19	< 0.19	< 0.19
Vinyl chloride	0.02	0.2	< 0.1	NA	< 0.1	NA	< 0.1	< 0.1	< 0.10	< 0.10	< 0.10	< 0.10	< 0.20	< 0.16	< 3.2	< 0.80	< 0.16	< 0.1	< 0.1	< 0.1	< 0.10	< 0.10
Xylenes, Total	400	2000	0.68 J	NA	< 0.068	NA	< 0.068	< 0.068														

Table 12
Groundwater Analytical Results Summary
Madison-Kipp Corporation
Madison, Wisconsin

WELL ID	SCREEN INTERVAL (feet bgs)	PREVENTIVE ACTION LIMIT	ENFORCEMENT STANDARD	MW-25D 120 - 130 ft 05/06/2013	MW-25D ³ 120 - 130 ft 05/06/2013	MW-25D 120 - 130 ft 07/19/2013	MW-25D 120 - 130 ft 10/09/2013	MW-25D 120 - 130 ft 04/21/2014	MW-25D 120 - 130 ft 07/09/2014	MW-25D 120 - 130 ft 08/26/2014	MW-25D 120 - 130 ft 10/20/2014	MW-25D 120 - 130 ft 01/28/2015	MW-25D 120 - 130 ft 04/10/2015	MW-25D 120 - 130 ft 07/21/2015	MW-25D 120 - 130 ft 10/19/2015	MW-25D 120 - 130 ft 10/11/2016
VOCs																
1,1,1,2-Tetrachloroethane	7	70		< 0.25	< 0.25	< 0.25	< 0.25	< 0.25	< 0.25	< 0.25	< 0.25	< 0.25	< 0.25	< 0.25	< 0.46	< 0.11
1,1,1-Trichloroethane	40	200		< 0.2	< 0.2	< 0.2	< 0.2	< 0.20	< 0.20	< 0.20	< 0.20	< 0.20	< 0.20	< 0.20	< 0.38	< 0.10
1,1,2-Trichloroethane	0.5	5		< 0.28	< 0.28	< 0.28	< 0.28	< 0.28	< 0.28	< 0.28	< 0.28	< 0.28	< 0.28	< 0.28	< 0.35	< 0.10
1,1-Dichloroethene	0.7	7		< 0.31	< 0.31	< 0.31	< 0.31	< 0.31	< 0.31	< 0.31	< 0.31	< 0.31	< 0.31	< 0.31	< 0.39	< 0.14
1,2,4-Trimethylbenzene	96	480		< 0.14	< 0.14	< 0.14	< 0.14	< 0.14	< 0.14	< 0.14	< 0.14	< 0.14	< 0.14	< 0.14	< 0.36	< 0.060
1,2-Dibromoethane	0.005	0.05		< 0.36	< 0.36	< 0.36	< 0.36	< 0.36	< 0.36	< 0.36	< 0.36	< 0.36	< 0.36	< 0.36	< 0.39	< 0.13
1,2-Dichlorobenzene	60	600		< 0.27	< 0.27	< 0.27	< 0.27	< 0.27	< 0.27	< 0.27	< 0.27	< 0.27	< 0.27	< 0.27	< 0.33	< 0.076
1,2-Dichloropropane	0.5	5		< 0.2	< 0.2	< 0.2	< 0.2	< 0.20	< 0.20	< 0.20	< 0.20	< 0.20	< 0.20	< 0.20	< 0.43	< 0.10
1,2,3-Trichlorobenzene	NE	NE		< 0.24	< 0.24	< 0.24	< 0.24	< 0.24	< 0.24	< 0.24	< 0.24	< 0.24	< 0.24	< 0.24	< 0.46	< 0.045
1,2,4-Trichlorobenzene	14	70		< 0.31	< 0.31	< 0.31	< 0.31	< 0.31	< 0.31	< 0.31	< 0.31	< 0.31	< 0.31	< 0.31	< 0.34	< 0.077
1,3,5-Trimethylbenzene	96	480		< 0.18	< 0.18	< 0.18	< 0.18	< 0.18	< 0.18	< 0.18	< 0.18	< 0.18	< 0.18	< 0.18	< 0.25	< 0.075
2-Butanone	800	4000		NA	NA	NA	NA	NA	NA	NA	NA	NA	NA	NA	NA	< 3.0
2-Hexanone	NE	NE		NA	NA	NA	NA	NA	NA	NA	NA	NA	NA	NA	NA	< 0.95
Acetone	1800	9000		NA	NA	NA	NA	NA	NA	NA	NA	NA	NA	NA	NA	< 3.4
Benzene	0.5	5		< 0.074	< 0.074	< 0.074	< 0.074	< 0.074	< 0.074	< 0.074	< 0.074	< 0.074	< 0.074	< 0.074	< 0.15	< 0.089
Bromodichloromethane	0.06	0.6		< 0.17	< 0.17	< 0.17	< 0.17	< 0.17	< 0.17	< 0.17	< 0.17	< 0.17	< 0.17	< 0.17	< 0.37	< 0.077
Bromoform	0.44	4.4		< 0.28	< 0.28	< 0.28	< 0.28	< 0.28	< 0.28	< 0.28	< 0.28	< 0.28	< 0.28	< 0.28	< 0.48	< 0.088
Bromomethane	1	10		< 0.31	< 0.31	< 0.31	< 0.31	< 0.31	< 0.31	< 0.31	< 0.31	< 0.31	< 0.31	< 0.31	< 0.80	< 0.59
Carbon disulfide	200	1000		NA	NA	NA	NA	NA	NA	NA	NA	NA	NA	NA	NA	< 0.053
Carbon tetrachloride	0.5	5		< 0.26	< 0.26	< 0.26	< 0.26	< 0.26	< 0.26	< 0.26	< 0.26	< 0.26	< 0.26	< 0.26	< 0.38	< 0.038
Chloroform	0.6	6		< 0.2	< 0.2	< 0.2	< 0.2	< 0.20	< 0.20	< 0.20	< 0.20	< 0.20	< 0.20	< 0.20	< 0.37	< 0.062
Chloromethane	3	30		< 0.18	< 0.18	< 0.18	< 0.18	< 0.18	< 0.18	< 0.18	< 0.18	< 0.18	< 0.18	< 0.18	< 0.32	0.37 BJ
cis-1,2-Dichloroethene	7	70		< 0.12	< 0.12	< 0.12	< 0.12	< 0.12	< 0.12	< 0.12	< 0.12	< 0.12	< 0.12	< 0.12	< 0.41	< 0.11
Dichlorodifluoromethane	200	1000		< 0.2	< 0.2	< 0.2	< 0.2	< 0.20	< 0.20	< 0.20	< 0.20	< 0.20	< 0.20	< 0.20	< 0.54	< 0.11
Ethylbenzene	140	700		< 0.13	< 0.13	< 0.13	< 0.13	< 0.13	0.35 J	< 0.13	< 0.13	< 0.13	< 0.13	< 0.13	< 0.18	< 0.054
Isopropylbenzene	NE	NE		< 0.14	< 0.14	< 0.14	< 0.14	< 0.14	< 0.14	< 0.14	< 0.14	< 0.14	< 0.14	< 0.14	< 0.39	< 0.081
m,p-Xylene	400	2000		NA	NA	NA	NA	NA	NA	NA	NA	NA	NA	NA	NA	< 0.057
Methyl tert-butyl ether	12	60		< 0.24	< 0.24	< 0.24	< 0.24	< 0.24	< 0.24	< 0.24	< 0.24	< 0.24	< 0.24	< 0.24	< 0.39	< 0.14
Methylene chloride	0.5	5		< 0.68	< 0.68	< 0.68	5.3	< 0.68	< 0.68	< 0.68	< 0.68	< 0.68	< 0.68	< 0.68	< 1.6	0.23 J
Naphthalene	10	100		< 0.16	< 0.16	< 0.16	< 0.16	< 0.16	< 0.16	< 0.16	< 0.16*	< 0.16	< 0.16	< 0.16	< 0.34	< 0.088
n-Butylbenzene	NE	NE		< 0.13	< 0.13	< 0.13	< 0.13	< 0.13	< 0.13	< 0.13	< 0.13	< 0.13	< 0.13	< 0.13	< 0.39	< 0.14
n-Hexane	120	600		NA	NA	NA	NA	NA	NA	NA	NA	NA	NA	NA	NA	< 0.21
n-Propylbenzene	NE	NE		< 0.13	< 0.13	< 0.13	< 0.13	< 0.13	< 0.13	< 0.13	< 0.13	< 0.13	< 0.13	< 0.13	< 0.41	< 0.10
o-Xylene	400	2000		NA	NA	NA	NA	NA	NA	NA	NA	NA	NA	NA	NA	< 0.058
p-Isopropyltoluene	NE	NE		< 0.17	< 0.17	< 0.17	< 0.17	< 0.17	< 0.17	< 0.17	< 0.17	< 0.17	< 0.17	< 0.17	< 0.36	< 0.085
sec-Butylbenzene	NE	NE		< 0.15	< 0.15	< 0.15	< 0.15	< 0.15	< 0.15	< 0.15	< 0.15	< 0.15	< 0.15	< 0.15	< 0.40	< 0.13
Styrene	10	100		< 0.1	< 0.1	< 0.1	< 0.1	< 0.10	< 0.10	< 0.10	< 0.10	< 0.10	< 0.10	< 0.10	< 0.39	< 0.065
tert-Butylbenzene	NE	NE		< 0.14	< 0.14	< 0.14	< 0.14	< 0.14	< 0.14	< 0.14	< 0.14	< 0.14	< 0.14	< 0.14	< 0.40	< 0.12
Tetrachloroethene	0.5	5		0.76 J	< 0.17	2.8	3.1	1.3	1.2	1.1	0.54 J	0.86 J	< 0.17	0.66 J	0.51 J	0.55
Toluene	160	800		< 0.11	< 0.11	< 0.11	< 0.11	< 0.11	0.49 J	0.73	< 0.11	< 0.11	< 0.11	< 0.11	0.55	0.090 J
trans-1,2-Dichloroethene	20	100		< 0.25	< 0.25	< 0.25	< 0.25	< 0.25	< 0.25	< 0.25	< 0.25	< 0.25	< 0.25	< 0.25	< 0.35	< 0.11
Trichloroethene	0.5	5		< 0.19	< 0.19	< 0.19	< 0.19	< 0.19	< 0.19	< 0.19	< 0.19	< 0.19	< 0.19	< 0.19	< 0.16	< 0.062
Vinyl chloride	0.02	0.2		< 0.1	< 0.1	< 0.1	< 0.1	< 0.10	< 0.10	< 0.10	< 0.10	< 0.10	< 0.10	< 0.10	< 0.20	< 0.16
Xylenes, Total	400	2000		< 0.068	< 0.068	0.36 J	< 0.068	< 0.068	1.6	< 0.068	< 0.068	< 0.068	< 0.068	< 0.068	1.9	< 0.058
Total PCBs																
Aroclor-1016	0.003	0.03		NA	NA	NA	NA	NA	NA	NA	NA	NA	NA	NA	NA	NA
Aroclor-1232	0.003	0.03		NA	NA	NA	NA	NA	NA	NA	NA	NA	NA	NA	NA	NA
Aroclor-1242	0.003	0.03		NA	NA	NA	NA	NA	NA	NA	NA	NA	NA	NA	NA	NA
Total Detected PCBs	NE	NE		NA	NA	NA	NA	NA	NA	NA	NA	NA	NA	NA	NA	NA
Dissolved PCBs																
Aroclor-1016	0.003	0.03		NA	NA	NA	NA	NA	NA	NA	NA	NA	NA	NA	NA	NA
Aroclor-1232	0.003	0.003		NA	NA	NA	NA	NA	NA	NA	NA	NA	NA	NA	NA	NA
Aroclor-1242	0.003	0.003		NA	NA	NA	NA	NA	NA	NA	NA	NA	NA	NA	NA	NA
Total Detected PCBs	NE	NE		NA	NA	NA	NA	NA	NA	NA	NA	NA	NA	NA	NA	NA

Notes on Page 50.

Table 12
Groundwater Analytical Results Summary
Madison-Kipp Corporation
Madison, Wisconsin

WELL ID	SCREEN INTERVAL (feet bgs)	PREVENTIVE ACTION LIMIT	ENFORCEMENT STANDARD	MW-25D2 160 - 170 ft 05/06/2013	MW-25D2 160 - 170 ft 07/19/2013	MW-25D2 160 - 170 ft 10/04/2013	MW-25D2 160 - 170 ft 04/21/2014	MW-25D2 160 - 170 ft 07/10/2014	MW-25D2 160 - 170 ft 08/26/2014	MW-25D2 160 - 170 ft 10/22/2014	MW-25D2 160 - 170 ft 01/28/2015	MW-25D2 160 - 170 ft 04/10/2015	MW-25D2 160 - 170 ft 07/21/2015	MW-25D2 160 - 170 ft 10/19/2015	MW-25D2 160 - 170 ft 01/21/2016	MW-25D2 160 - 170 ft 04/20/2016	MW-25D2 160 - 170 ft 07/19/2016	MW-25D2 160 - 170 ft 10/11/2016
VOCs																		
1,1,1,2-Tetrachloroethane	7	70		< 0.25	< 0.25	< 0.25	< 0.25	< 0.25	< 0.25	< 0.25	< 0.25	< 0.25	< 0.25	< 0.25	< 0.46	< 0.11	< 0.11	< 0.11
1,1,1-Trichloroethane	40	200		< 0.2	< 0.2	< 0.2	< 0.20	< 0.20	< 0.20	< 0.20	< 0.20	< 0.20	< 0.20	< 0.20	< 0.38	< 0.10	< 0.10	< 0.10
1,1,2-Trichloroethane	0.5	5		< 0.28	< 0.28	< 0.28	< 0.28	< 0.28	< 0.28	< 0.28	< 0.28	< 0.28	< 0.28	< 0.28	< 0.35	< 0.10	< 0.10	< 0.10
1,1-Dichloroethene	0.7	7		< 0.31	< 0.31	< 0.31	< 0.31	< 0.31	< 0.31	< 0.31	< 0.31	< 0.31	< 0.31	< 0.31	< 0.39	< 0.14	< 0.14	< 0.14
1,2,4-Trimethylbenzene	96	480		< 0.14	< 0.14	< 0.14	< 0.14	< 0.14	< 0.14	< 0.14	< 0.14	< 0.14	< 0.14	< 0.14	< 0.36	< 0.060	< 0.060	< 0.060
1,2-Dibromoethane	0.005	0.05		< 0.36	< 0.36	< 0.36	< 0.36	< 0.36	< 0.36	< 0.36	< 0.36	< 0.36	< 0.36	< 0.36	< 0.39	< 0.13	< 0.13	< 0.13
1,2-Dichlorobenzene	60	600		< 0.27	< 0.27	< 0.27	< 0.27	< 0.27	< 0.27	< 0.27	< 0.27	< 0.27	< 0.27	< 0.27	< 0.33	< 0.076	< 0.076	< 0.076
1,2-Dichloropropane	0.5	5		< 0.2	< 0.2	< 0.2	< 0.20	< 0.20	< 0.20	< 0.20	< 0.20	< 0.20	< 0.20	< 0.20	< 0.43	< 0.10	< 0.10	< 0.10
1,2,3-Trichlorobenzene	NE	NE		< 0.24	< 0.24	< 0.24	< 0.24	< 0.24	< 0.24	< 0.24	< 0.24	< 0.24	< 0.24	< 0.24	< 0.46	< 0.045	< 0.045	< 0.045
1,2,4-Trichlorobenzene	14	70		< 0.31	< 0.31	< 0.31	< 0.31	< 0.31	< 0.31	< 0.31	< 0.31	< 0.31	< 0.31	< 0.31	< 0.34	< 0.077	< 0.077	< 0.077
1,3,5-Trimethylbenzene	96	480		< 0.18	< 0.18	< 0.18	< 0.18	< 0.18	< 0.18	< 0.18	< 0.18	< 0.18	< 0.18	< 0.18	< 0.25	< 0.075	< 0.075	< 0.075
2-Butanone	800	4000		NA	NA	NA	NA	NA	NA	NA	NA	NA	NA	NA	NA	< 3.0	< 3.0	< 3.0
2-Hexanone	NE	NE		NA	NA	NA	NA	NA	NA	NA	NA	NA	NA	NA	NA	< 0.95	< 0.95	< 0.95
Acetone	1800	9000		NA	NA	NA	NA	NA	NA	NA	NA	NA	NA	NA	NA	< 3.4	< 3.4	< 3.4
Benzene	0.5	5		< 0.074	< 0.074	< 0.074	< 0.074	< 0.074	< 0.074	< 0.074	< 0.074	< 0.074	< 0.074	< 0.074	< 0.15	< 0.089	< 0.089	< 0.089
Bromodichloromethane	0.06	0.6		< 0.17	< 0.17	< 0.17	< 0.17	< 0.17	< 0.17	< 0.17	< 0.17	< 0.17	< 0.17	< 0.17	< 0.37	< 0.077	< 0.077	< 0.077
Bromoform	0.44	4.4		< 0.28	< 0.28	< 0.28	< 0.28	< 0.28	< 0.28	< 0.28	< 0.28	< 0.28	< 0.28	< 0.28	< 0.48	< 0.088	< 0.088	< 0.088
Bromomethane	1	10		< 0.31	< 0.31	< 0.31	< 0.31	< 0.31	< 0.31	< 0.31	< 0.31	< 0.31	< 0.31	< 0.31	< 0.80	< 0.59	< 0.59	< 0.59
Carbon disulfide	200	1000		NA	NA	NA	NA	NA	NA	NA	NA	NA	NA	NA	NA	< 0.053	< 0.053	< 0.053
Carbon tetrachloride	0.5	5		< 0.26	< 0.26	< 0.26	< 0.26	< 0.26	< 0.26	< 0.26	< 0.26	< 0.26	< 0.26	< 0.26	< 0.38	< 0.038	< 0.038	< 0.038
Chloroform	0.6	6		< 0.2	< 0.2	< 0.2	< 0.20	< 0.20	< 0.20	< 0.20	< 0.20	< 0.20	< 0.20	< 0.20	< 0.62	< 0.062	< 0.062	< 0.062
Chloromethane	3	30		< 0.18	< 0.18	< 0.18	< 0.18	< 0.18	< 0.18	< 0.18	< 0.18	< 0.18	< 0.18	< 0.18	< 0.32	< 0.16	< 0.16	0.17 J 0.68 BJ
cis-1,2-Dichloroethene	7	70		< 0.12	< 0.12	< 0.12	< 0.12	< 0.12	< 0.12	< 0.12	< 0.12	< 0.12	< 0.12	< 0.12	< 0.41	< 0.11	< 0.11	< 0.11
Dichlorodifluoromethane	200	1000		< 0.2	< 0.2	< 0.2	< 0.20	< 0.20	< 0.20	< 0.20	< 0.20	< 0.20	< 0.20	< 0.20	< 0.54	< 0.11	< 0.11	< 0.11
Ethylbenzene	140	700		< 0.13	< 0.13	< 0.13	< 0.13	< 0.13	0.47 J	< 0.13	< 0.13	< 0.13	< 0.13	< 0.13	< 0.18	< 0.054	< 0.054	< 0.054
Isopropylbenzene	NE	NE		< 0.14	< 0.14	< 0.14	< 0.14	< 0.14	< 0.14	< 0.14	< 0.14	< 0.14	< 0.14	< 0.14	< 0.39	< 0.081	< 0.081	< 0.081
m,p-Xylene	400	2000		NA	NA	NA	NA	NA	NA	NA	NA	NA	NA	NA	NA	< 0.057	< 0.057	< 0.057
Methyl tert-butyl ether	12	60		< 0.24	< 0.24	< 0.24	< 0.24	< 0.24	< 0.24	< 0.24	< 0.24	< 0.24	< 0.24	< 0.24	< 0.39	< 0.14	< 0.14	< 0.14
Methylene chloride	0.5	5		< 0.68	< 0.68	< 0.68	< 0.68	< 0.68	< 0.68	< 0.68	< 0.68	< 0.68	< 0.68	< 0.68	< 1.6	0.38 J	< 0.14	< 0.14
Naphthalene	10	100		< 0.16	< 0.16	< 0.16	< 0.16	< 0.16	< 0.16	< 0.16	< 0.16	< 0.16	< 0.16	< 0.16	< 0.34	< 0.088	< 0.088	< 0.088
n-Butylbenzene	NE	NE		< 0.13	< 0.13	< 0.13	< 0.13	< 0.13	< 0.13	< 0.13	< 0.13	< 0.13	< 0.13	< 0.13	< 0.39	< 0.14	< 0.14	< 0.14
n-Hexane	120	600		NA	NA	NA	NA	NA	NA	NA	NA	NA	NA	NA	NA	< 0.21	< 0.21	< 0.21
n-Propylbenzene	NE	NE		< 0.13	< 0.13	< 0.13	< 0.13	< 0.13	< 0.13	< 0.13	< 0.13	< 0.13	< 0.13	< 0.13	< 0.41	< 0.10	< 0.10	< 0.10
o-Xylene	400	2000		NA	NA	NA	NA	NA	NA	NA	NA	NA	NA	NA	NA	< 0.058	< 0.058	< 0.058
p-Isopropyltoluene	NE	NE		< 0.17	< 0.17	< 0.17	< 0.17	< 0.17	< 0.17	< 0.17	< 0.17	< 0.17	< 0.17	< 0.17	< 0.36	< 0.085	< 0.085	< 0.085
sec-Butylbenzene	NE	NE		< 0.15	< 0.15	< 0.15	< 0.15	< 0.15	< 0.15	< 0.15	< 0.15	< 0.15	< 0.15	< 0.15	< 0.40	< 0.13	< 0.13	< 0.13
Styrene	10	100		< 0.1	< 0.1	< 0.1	< 0.10	< 0.10	< 0.10	< 0.10	< 0.10	< 0.10	< 0.10	< 0.10	< 0.39	< 0.065	< 0.065	0.14 J < 0.065
tert-Butylbenzene	NE	NE		< 0.14	< 0.14	< 0.14	< 0.14	< 0.14	< 0.14	< 0.14	< 0.14	< 0.14	< 0.14	< 0.14	< 0.40	< 0.12	< 0.12	< 0.12
Tetrachloroethene	0.5	5		< 0.17	< 0.17	< 0.17	< 0.17	< 0.17	< 0.17	< 0.17	< 0.17	< 0.17	< 0.17	< 0.17	< 0.37	< 0.081	< 0.081	< 0.081
Toluene	160	800		< 0.11	< 0.11	< 0.11	< 0.11	0.63	1.2	< 0.11	< 0.11	< 0.11	< 0.11	< 0.11	< 0.15	< 0.053	< 0.053	< 0.053 0.11 J
trans-1,2-Dichloroethene	20	100		< 0.25	< 0.25	< 0.25	< 0.25	< 0.25	< 0.25	< 0.25	< 0.25	< 0.25	< 0.25	< 0.25	< 0.35	< 0.11	< 0.11	< 0.11
Trichloroethene	0.5	5		< 0.19	< 0.19	< 0.19	< 0.19	< 0.19	< 0.19	< 0.19	< 0.19	< 0.19	< 0.19	< 0.19	< 0.16	< 0.062	< 0.062	< 0.062
Vinyl chloride	0.02	0.2		< 0.1	< 0.1	< 0.1	< 0.10	< 0.10	< 0.10	< 0.10	< 0.10	< 0.10	< 0.10	< 0.10	< 0.20	< 0.16	< 0.16	< 0.16
Xylenes, Total	400	2000		< 0.068	< 0.068	< 0.068	< 0.068	2.5	< 0.068	< 0.068	< 0.068	< 0.068	< 0.068	< 0.068	< 0.22	< 0.058	< 0.058	< 0.058
Total PCBs																		
Aroclor-1016	0.003	0.03		NA	NA	NA	NA	NA	NA	NA	NA	NA	NA	NA	NA	NA	NA	NA
Aroclor-1232	0.003	0.03		NA	NA	NA	NA	NA	NA	NA	NA	NA	NA	NA	NA	NA	NA	NA
Aroclor-1242	0.003	0.03		NA	NA	NA	NA	NA	NA	NA	NA	NA	NA	NA	NA	NA	NA	NA
Total Detected PCBs	NE	NE		NA	NA	NA	NA	NA	NA	NA	NA	NA	NA	NA	NA	NA	NA	NA
Dissolved PCBs																		
Aroclor-1016	0.003	0.03		NA	NA	NA	NA	NA	NA	NA	NA	NA	NA	NA	NA	NA	NA	NA
Aroclor-1232	0.003	0.003		NA	NA	NA	NA	NA	NA	NA	NA	NA	NA	NA	NA	NA	NA	NA
Aroclor-1242	0.003	0.003		NA	NA	NA	NA	NA	NA	NA	NA	NA	NA	NA	NA	NA	NA	NA
Total Detected PCBs	NE	NE		NA	NA	NA	NA	NA	NA	NA	NA	NA	NA	NA	NA	NA	NA	NA

Notes on Page 50.

Table 12
Groundwater Analytical Results Summary
Madison-Kipp Corporation
Madison, Wisconsin

WELL ID	SCREEN INTERVAL (feet bgs)	PREVENTIVE ACTION LIMIT	ENFORCEMENT STANDARD	MW-26S 6.8 - 16.8 ft 08/23/2013	MW-26S 6.8 - 16.8 ft 10/09/2013	MW-26S 6.8 - 16.8 ft 04/22/2014	MW-26S 6.8 - 16.8 ft 07/10/2014	MW-26S 6.8 - 16.8 ft 10/15/2014	MW-27D 130 - 140 ft 12/26/2013	MW-27D ³ 130 - 140 ft 12/26/2013	MW-27D 130 - 140 ft 04/18/2014	MW-27D 130 - 140 ft 07/09/2014	MW-27D 130 - 140 ft 10/21/2014	MW-27D 130 - 140 ft 01/29/2015	MW-27D 130 - 140 ft 04/14/2015	MW-27D 130 - 140 ft 07/21/2015	MW-27D 130 - 140 ft 10/20/2015	MW-27D 130 - 140 ft 01/21/2016	MW-27D 130 - 140 ft 04/20/2016	MW-27D 130 - 140 ft 07/19/2016	MW-27D 130 - 140 ft 10/11/2016
VOCS																					
1,1,1,2-Tetrachloroethane	7	70	< 0.25	< 0.25	< 0.25	< 0.25	< 0.25	< 0.25	< 0.25	< 0.25	< 0.25	< 0.25	< 0.25	< 0.25	< 0.25	< 0.25	< 0.46	< 0.11	< 0.11	< 0.11	< 0.11
1,1,1-Trichloroethane	40	200	< 0.2	< 0.2	< 0.20	< 0.20	< 0.20	< 0.20	< 0.2	< 0.2	< 0.20	< 0.20	< 0.20	< 0.20	< 0.20	< 0.20	< 0.38	< 0.10	< 0.10	< 0.10	< 0.10
1,1,2-Trichloroethane	0.5	5	< 0.28	< 0.28	< 0.28	< 0.28	< 0.28	< 0.28	< 0.28	< 0.28	< 0.28	< 0.28	< 0.28	< 0.28	< 0.28	< 0.28	< 0.35	< 0.10	< 0.10	< 0.10	< 0.10
1,1-Dichloroethene	0.7	7	< 0.31	< 0.31	< 0.31	< 0.31	< 0.31	< 0.31	< 0.31	< 0.31	< 0.31	< 0.31	< 0.31	< 0.31	< 0.31	< 0.31	< 0.39	< 0.14	< 0.14	< 0.14	< 0.14
1,2,4-Trimethylbenzene	96	480	< 0.14	< 0.14	< 0.14	< 0.14	< 0.14	< 0.14	< 0.14	< 0.14	< 0.14	< 0.14	< 0.14	< 0.14	< 0.14	< 0.14	< 0.36	< 0.060	< 0.060	< 0.060	< 0.060
1,2-Dibromoethane	0.005	0.05	< 0.36	< 0.36	< 0.36	< 0.36	< 0.36	< 0.36	< 0.36	< 0.36	< 0.36	< 0.36	< 0.36	< 0.36	< 0.36	< 0.36	< 0.39	< 0.13	< 0.13	< 0.13	< 0.13
1,2-Dichlorobenzene	60	600	< 0.27	< 0.27	< 0.27	< 0.27	< 0.27	< 0.27	< 0.27	< 0.27	< 0.27	< 0.27	< 0.27	< 0.27	< 0.27	< 0.27	< 0.33	< 0.076	< 0.076	< 0.076	< 0.076
1,2-Dichloropropane	0.5	5	< 0.2	< 0.2	< 0.20	< 0.20	< 0.20	< 0.20	< 0.2	< 0.2	< 0.20	< 0.20	< 0.20	< 0.20	< 0.20	< 0.20	< 0.43	< 0.10	< 0.10	< 0.10	< 0.10
1,2,3-Trichlorobenzene	NE	NE	< 0.24	< 0.24	< 0.24	< 0.24	< 0.24	< 0.24	< 0.24	< 0.24	< 0.24	< 0.24	< 0.24	< 0.24	< 0.24	< 0.24	< 0.46	< 0.045	< 0.045	< 0.045	< 0.045
1,2,4-Trichlorobenzene	14	70	< 0.31	< 0.31	< 0.31	< 0.31	< 0.31	< 0.31	< 0.31	< 0.31	< 0.31	< 0.31	< 0.31	< 0.31	< 0.31	< 0.31	< 0.34	< 0.077	< 0.077	< 0.077	< 0.077
1,3,5-Trimethylbenzene	96	480	< 0.18	< 0.18	< 0.18	< 0.18	< 0.18	< 0.18	< 0.18	< 0.18	< 0.18	< 0.18	< 0.18	< 0.18	< 0.18	< 0.18	< 0.25	< 0.075	< 0.075	< 0.075	< 0.075
2-Butanone	800	4000	NA	NA	NA	NA	NA	NA	NA	NA	NA	NA	NA	NA	NA	NA	NA	< 3.0	< 3.0	< 3.0	< 3.0
2-Hexanone	NE	NE	NA	NA	NA	NA	NA	NA	NA	NA	NA	NA	NA	NA	NA	NA	NA	< 0.95	< 0.95	< 0.95	< 0.95
Acetone	1800	9000	NA	NA	NA	NA	NA	NA	NA	NA	NA	NA	NA	NA	NA	NA	NA	7.1 J	< 3.4	< 3.4	< 3.4
Benzene	0.5	5	< 0.074	< 0.074	< 0.074	< 0.074	< 0.074	< 0.074	< 0.074	< 0.074	< 0.074	< 0.074	< 0.074	< 0.074	< 0.074	< 0.074	< 0.15	< 0.089	< 0.089	< 0.089	< 0.089
Bromodichloromethane	0.06	0.6	< 0.17	< 0.17	< 0.17	< 0.17	< 0.17	< 0.17	< 0.17	< 0.17	< 0.17	< 0.17	< 0.17	< 0.17	< 0.17	< 0.17	< 0.37	< 0.077	< 0.077	< 0.077	< 0.077
Bromoform	0.44	4.4	< 0.28	< 0.28	< 0.28	< 0.28	< 0.28	< 0.28	< 0.28	< 0.28	< 0.28	< 0.28	< 0.28	< 0.28	< 0.28	< 0.28	< 0.48	< 0.088	< 0.088	< 0.088	< 0.088
Bromomethane	1	10	< 0.31	< 0.31	< 0.31	< 0.31	< 0.31 *	< 0.31	< 0.31	< 0.31	< 0.31	< 0.31	< 0.31	< 0.31	< 0.31	< 0.31	< 0.80	< 0.59	< 0.59	< 0.59	< 0.59
Carbon disulfide	200	1000	NA	NA	NA	NA	NA	NA	NA	NA	NA	NA	NA	NA	NA	NA	NA	< 0.053	< 0.053	< 0.053	< 0.053
Carbon tetrachloride	0.5	5	< 0.26	< 0.26	< 0.26	< 0.26	< 0.26	< 0.26	< 0.26	< 0.26	< 0.26	< 0.26	< 0.26	< 0.26	< 0.26	< 0.26	< 0.38	< 0.038	< 0.038	< 0.038	< 0.038
Chloroform	0.6	6	< 0.2	< 0.2	< 0.20	< 0.20	< 0.20	< 0.20	< 0.2	< 0.2	< 0.20	< 0.20	< 0.20	< 0.20	< 0.20	< 0.20	< 0.37	< 0.062	< 0.062	< 0.062	< 0.062
Chloromethane	3	30	< 0.18	< 0.18	< 0.18	< 0.18	< 0.18	< 0.18	< 0.18	< 0.18	< 0.18	< 0.18	< 0.18	< 0.18	< 0.18	< 0.18	< 0.32	< 0.16	< 0.16	< 0.16	0.53 BJ
cis-1,2-Dichloroethene	7	70	< 0.12	< 0.12	< 0.12	< 0.12	< 0.12	< 0.12	0.85 J	0.83 J	2.6	2.5	1.1	2.4	2.2	2.4	5.5	1.9	1.7	1.5	0.54
Dichlorodifluoromethane	200	1000	< 0.2	< 0.2	< 0.20	< 0.20	< 0.20	< 0.20	< 0.2	< 0.2	< 0.20	< 0.20	< 0.20	< 0.20	< 0.20	< 0.20	< 0.54	< 0.11	< 0.11	0.12 J	< 0.11
Ethylbenzene	140	700	< 0.13	< 0.13	< 0.13	< 0.13	< 0.13	< 0.13	< 0.13	< 0.13	< 0.13	0.55	< 0.13	< 0.13	< 0.13	< 0.13	< 0.18	< 0.054	< 0.054	< 0.054	< 0.054
Isopropylbenzene	NE	NE	< 0.14	< 0.14	< 0.14	< 0.14	< 0.14	< 0.14	< 0.14	< 0.14	< 0.14	< 0.14	< 0.14	< 0.14	< 0.14	< 0.14	< 0.39	< 0.081	< 0.081	< 0.081	< 0.081
m,p-Xylene	400	2000	NA	NA	NA	NA	NA	NA	NA	NA	NA	NA	NA	NA	NA	NA	NA	< 0.057	< 0.057	< 0.057	< 0.057
Methyl tert-butyl ether	12	60	< 0.24	< 0.24	< 0.24	< 0.24	< 0.24	< 0.24	< 0.24	< 0.24	1.3	< 0.24	< 0.24	0.92 J	< 0.24	0.86 J	< 0.39	0.68	0.62	0.62	< 0.14
Methylene chloride	0.5	5	< 0.68	< 0.68	< 0.68	< 0.68	< 0.68	< 0.68	< 0.68	< 0.68	< 0.68	< 0.68	< 0.68	< 0.68	< 0.68	< 0.68	< 1.6	0.41 J	< 0.14	< 0.14	< 0.14
Naphthalene	10	100	< 0.16	< 0.16	< 0.16	< 0.16	< 0.16	< 0.16	< 0.16	< 0.16	< 0.16	< 0.16	< 0.16	< 0.16	< 0.16	< 0.16	< 0.34	< 0.088	< 0.088	< 0.088	< 0.088
n-Butylbenzene	NE	NE	< 0.13	< 0.13	< 0.13	< 0.13	< 0.13	< 0.13	< 0.13	< 0.13	< 0.13	< 0.13	< 0.13	< 0.13	< 0.13	< 0.13	< 0.39	< 0.14	< 0.14	< 0.14	< 0.14
n-Hexane	120	600	NA	NA	NA	NA	NA	NA	NA	NA	NA	NA	NA	NA	NA	NA	NA	< 0.21	< 0.21	< 0.21	< 0.21
n-Propylbenzene	NE	NE	< 0.13	< 0.13	< 0.13	< 0.13	< 0.13	< 0.13	< 0.13	< 0.13	< 0.13	< 0.13	< 0.13	< 0.13	< 0.13	< 0.13	< 0.41	< 0.10	< 0.10	< 0.10	< 0.10
o-Xylene	400	2000	NA	NA	NA	NA	NA	NA	NA	NA	NA	NA	NA	NA	NA	NA	NA	< 0.058	< 0.058	< 0.058	< 0.058
p-Isopropyltoluene	NE	NE	< 0.17	< 0.17	< 0.17	< 0.17	< 0.17	< 0.17	< 0.17	< 0.17	< 0.17	< 0.17	< 0.17	< 0.17	< 0.17	< 0.17	< 0.36	< 0.085	< 0.085	< 0.085	< 0.085
sec-Butylbenzene	NE	NE	< 0.15	< 0.15	< 0.15	< 0.15	< 0.15	< 0.15	< 0.15	< 0.15	< 0.15	< 0.15	< 0.15	< 0.15	< 0.15	< 0.15	< 0.40	< 0.13	< 0.13	< 0.13	< 0.13
Styrene	10	100	< 0.1	< 0.1	< 0.10	< 0.10	< 0.10	< 0.10	< 0.1	< 0.1	< 0.10	< 0.10	< 0.10	< 0.10	< 0.10	< 0.10	< 0.39	< 0.065	< 0.065	0.36 J	< 0.065
tert-Butylbenzene	NE	NE	< 0.14	< 0.14	< 0.14	< 0.14	< 0.14	< 0.14	< 0.14	< 0.14	< 0.14	< 0.14	< 0.14	< 0.14	< 0.14	< 0.14	< 0.40	< 0.12	< 0.12	< 0.12	< 0.12
Tetrachloroethene	0.5	5	1.4	< 0.17	< 0.17	< 0.17	< 0.17	< 0.17	1.8	1.8	5.4	5	1.7	4.2	3.8	5	13	4.5	3.4	2.1	1.1
Toluene	160	800	< 0.11	< 0.11	< 0.11	< 0.11	< 0.11	< 0.11	0.53	0.49 J	< 0.11	0.47 J	< 0.11	< 0.11	< 0.11	< 0.11	< 0.11	< 0.15	< 0.053	< 0.053	< 0.053
trans-1,2-Dichloroethene	20	100	< 0.25	< 0.25	< 0.25	< 0.25	< 0.25	< 0.25	< 0.25	< 0.25	< 0.25	< 0.25	< 0.25	< 0.25	< 0.25	< 0.25	< 0.25	0.17 J	0.16 J	0.17 J	< 0.11
Trichloroethene	0.5	5	< 0.19	< 0.19	< 0.19	< 0.19	< 0.19	< 0.19	1.3	1.2	3.5	3.5	1.7	3.2	2.9	3.4	12	2.8	2.6	2.1	1.3
Vinyl chloride	0.02	0.2	< 0.1	< 0.1	< 0.10	< 0.10	< 0.10	< 0.10	< 0.1	< 0.1	< 0.10	< 0.10	< 0.10	< 0.10	< 0.10	< 0.10	< 0.20	< 0.16	< 0.16	< 0.16	< 0.16
Xylenes, Total	400	2000	< 0.068	< 0.068	< 0.068	< 0.068															

Table 12
Groundwater Analytical Results Summary
Madison-Kipp Corporation
Madison, Wisconsin

WELL ID	SCREEN INTERVAL (feet bgs)	PREVENTIVE ACTION LIMIT	ENFORCEMENT STANDARD	MW-27D2 170 - 180 ft 12/26/2013	MW-27D2 170 - 180 ft 04/18/2014	MW-27D2 170 - 180 ft 07/09/2014	MW-27D2 ³ 170 - 180 ft 07/09/2014	MW-27D2 170 - 180 ft 10/21/2014	MW-27D2 170 - 180 ft 01/29/2015	MW-27D2 ³ 170 - 180 ft 01/29/2015	MW-27D2 170 - 180 ft 04/14/2015	MW-27D2 170 - 180 ft 07/21/2015	MW-27D2 ³ 170 - 180 ft 07/21/2015	MW-27D2 170 - 180 ft 10/20/2015	MW-27D2 170 - 180 ft 10/11/2016	MW-27D2 ³ 170 - 180 ft 10/11/2016	MW-28 27.7 - 37.7 ft 03/13/2015	MW-28 27.7 - 37.7 ft 04/09/2015	MW-28 27.7 - 37.7 ft 10/20/2015
VOCs																			
1,1,1,2-Tetrachloroethane	7	70		< 0.25	< 0.25	< 0.25	< 0.25	< 0.25	< 0.25	< 0.25	< 0.25	< 0.25	< 0.25	< 0.46	< 0.22	< 0.22	NA	NA	NA
1,1,1-Trichloroethane	40	200		< 0.2	< 0.20	< 0.20	< 0.20	< 0.20	< 0.20	< 0.20	< 0.20	< 0.20	< 0.20	< 0.38	< 0.20	< 0.20	NA	NA	NA
1,1,2-Trichloroethane	0.5	5		< 0.28	< 0.28	< 0.28	< 0.28	< 0.28	< 0.28	< 0.28	< 0.28	< 0.28	< 0.28	< 0.35	< 0.20	< 0.20	NA	NA	NA
1,1-Dichloroethene	0.7	7		< 0.31	< 0.31	< 0.31	< 0.31	< 0.31	< 0.31	< 0.31	< 0.31	< 0.31	< 0.31	< 0.39	< 0.28	< 0.28	NA	NA	NA
1,2,4-Trimethylbenzene	96	480		< 0.14	< 0.14	< 0.14	< 0.14	< 0.14	< 0.14	< 0.14	< 0.14	< 0.14	< 0.14	< 0.36	< 0.12	< 0.12	NA	NA	NA
1,2-Dibromoethane	0.005	0.05		< 0.36	< 0.36	< 0.36	< 0.36	< 0.36	< 0.36	< 0.36	< 0.36	< 0.36	< 0.36	< 0.39	< 0.26	< 0.26	NA	NA	NA
1,2-Dichlorobenzene	60	600		< 0.27	< 0.27	< 0.27	< 0.27	< 0.27	< 0.27	< 0.27	< 0.27	< 0.27	< 0.27	< 0.33	< 0.15	< 0.15	NA	NA	NA
1,2-Dichloropropane	0.5	5		< 0.2	< 0.20	< 0.20	< 0.20	< 0.20	< 0.20	< 0.20	< 0.20	< 0.20	< 0.20	< 0.43	< 0.20	< 0.20	NA	NA	NA
1,2,3-Trichlorobenzene	NE	NE		< 0.24	< 0.24	< 0.24	< 0.24	< 0.24	< 0.24	< 0.24	< 0.24	< 0.24	< 0.24	< 0.46	< 0.090	< 0.090	NA	NA	NA
1,2,4-Trichlorobenzene	14	70		< 0.31	< 0.31	< 0.31	< 0.31	< 0.31	< 0.31	< 0.31	< 0.31	< 0.31	< 0.31	< 0.34	< 0.15	< 0.15	NA	NA	NA
1,3,5-Trimethylbenzene	96	480		< 0.18	< 0.18	< 0.18	< 0.18	< 0.18	< 0.18	< 0.18	< 0.18	< 0.18	< 0.18	< 0.25	< 0.15	< 0.15	NA	NA	NA
2-Butanone	800	4000		NA	NA	NA	NA	NA	NA	NA	NA	NA	NA	NA	< 6.0	< 6.0	NA	NA	NA
2-Hexanone	NE	NE		NA	NA	NA	NA	NA	NA	NA	NA	NA	NA	NA	< 1.9	< 1.9	NA	NA	NA
Acetone	1800	9000		NA	NA	NA	NA	NA	NA	NA	NA	NA	NA	NA	< 6.8	< 6.8	NA	NA	NA
Benzene	0.5	5		< 0.074	< 0.074	< 0.074	< 0.074	< 0.074	< 0.074	< 0.074	< 0.074	< 0.074	< 0.074	< 0.15	< 0.18	< 0.18	NA	NA	NA
Bromodichloromethane	0.06	0.6		< 0.17	< 0.17	< 0.17	< 0.17	< 0.17	< 0.17	< 0.17	< 0.17	< 0.17	< 0.17	< 0.37	< 0.15	< 0.15	NA	NA	NA
Bromoform	0.44	4.4		< 0.28	< 0.28	< 0.28	< 0.28	< 0.28	< 0.28	< 0.28	< 0.28	< 0.28	< 0.28	< 0.48	< 0.18	< 0.18	NA	NA	NA
Bromomethane	1	10		< 0.31	< 0.31	< 0.31	< 0.31	< 0.31	< 0.31	< 0.31	< 0.31	< 0.31	< 0.31	< 0.80	< 1.2	< 1.2	NA	NA	NA
Carbon disulfide	200	1000		NA	NA	NA	NA	NA	NA	NA	NA	NA	NA	NA	< 0.11	< 0.11	NA	NA	NA
Carbon tetrachloride	0.5	5		< 0.26	< 0.26	< 0.26	< 0.26	< 0.26	< 0.26	< 0.26	< 0.26	< 0.26	< 0.26	< 0.38	< 0.076	< 0.076	NA	NA	NA
Chloroform	0.6	6		< 0.2	< 0.20	< 0.20	< 0.20	< 0.20	< 0.20	< 0.20	< 0.20	< 0.20	< 0.20	< 0.37	< 0.12	< 0.12	NA	NA	NA
Chloromethane	3	30		< 0.18	< 0.18	< 0.18	< 0.18	< 0.18	< 0.18	< 0.18	< 0.18	< 0.18	< 0.18	< 0.32	0.90 BJ	1.0 J	NA	NA	NA
cis-1,2-Dichloroethene	7	70		3.7	12	11	11	12	11	11	8.2	6.1	6.1	1.8	21	23	NA	NA	NA
Dichlorodifluoromethane	200	1000		< 0.2	< 0.20	< 0.20	< 0.20	< 0.20	< 0.20	< 0.20	< 0.20	< 0.20	< 0.20	< 0.54	< 0.22	< 0.22	NA	NA	NA
Ethylbenzene	140	700		< 0.13	< 0.13	0.33 J	0.36 J	< 0.13	< 0.13	< 0.13	< 0.13	< 0.13	< 0.13	< 0.18	< 0.11	< 0.11	NA	NA	NA
Isopropylbenzene	NE	NE		< 0.14	< 0.14	< 0.14	< 0.14	< 0.14	< 0.14	< 0.14	< 0.14	< 0.14	< 0.14	< 0.39	< 0.16	< 0.16	NA	NA	NA
m,p-Xylene	400	2000		NA	NA	NA	NA	NA	NA	NA	NA	NA	NA	NA	< 0.11	< 0.11	NA	NA	NA
Methyl tert-butyl ether	12	60		< 0.24	< 0.24	< 0.24	< 0.24	< 0.24	< 0.24	< 0.24	< 0.24	< 0.24	< 0.24	0.83 J	< 0.28	< 0.28	NA	NA	NA
Methylene chloride	0.5	5		< 0.68	< 0.68	< 0.68	< 0.68	< 0.68	< 0.68	< 0.68	< 0.68	< 0.68	< 0.68	< 1.6	< 0.28	< 0.28	NA	NA	NA
Naphthalene	10	100		< 0.16	< 0.16	< 0.16	< 0.16	< 0.16	< 0.16	< 0.16	< 0.16	< 0.16	< 0.16	< 0.34	< 0.18	< 0.18	NA	NA	NA
n-Butylbenzene	NE	NE		< 0.13	< 0.13	< 0.13	< 0.13	< 0.13	< 0.13	< 0.13	< 0.13	< 0.13	< 0.13	< 0.39	< 0.28	< 0.28	NA	NA	NA
n-Hexane	120	600		NA	NA	NA	NA	NA	NA	NA	NA	NA	NA	NA	< 0.42	< 0.42	NA	NA	NA
n-Propylbenzene	NE	NE		< 0.13	< 0.13	< 0.13	< 0.13	< 0.13	< 0.13	< 0.13	< 0.13	< 0.13	< 0.13	< 0.41	< 0.20	< 0.20	NA	NA	NA
o-Xylene	400	2000		NA	NA	NA	NA	NA	NA	NA	NA	NA	NA	NA	< 0.12	< 0.12	NA	NA	NA
p-Isopropyltoluene	NE	NE		< 0.17	< 0.17	< 0.17	< 0.17	< 0.17	< 0.17	< 0.17	< 0.17	< 0.17	< 0.17	< 0.36	< 0.17	< 0.17	NA	NA	NA
sec-Butylbenzene	NE	NE		< 0.15	< 0.15	< 0.15	< 0.15	< 0.15	< 0.15	< 0.15	< 0.15	< 0.15	< 0.15	< 0.40	< 0.26	< 0.26	NA	NA	NA
Styrene	10	100		< 0.1	< 0.10	< 0.10	< 0.10	< 0.10	< 0.10	< 0.10	< 0.10	< 0.10	< 0.10	< 0.39	< 0.13	< 0.13	NA	NA	NA
tert-Butylbenzene	NE	NE		< 0.14	< 0.14	< 0.14	< 0.14	< 0.14	< 0.14	< 0.14	< 0.14	< 0.14	< 0.14	< 0.40	< 0.24	< 0.24	NA	NA	NA
Tetrachloroethene	0.5	5		11	44	36	35	41	38	36	25	17	17	3.1	67	63	NA	NA	NA
Toluene	160	800		0.20 J	< 0.11	0.43 J	0.41 J	< 0.11	< 0.11	< 0.11	< 0.11	< 0.11	< 0.11	< 0.15	< 0.11	0.18 J	NA	NA	NA
trans-1,2-Dichloroethene	20	100		< 0.25	< 0.25	< 0.25	< 0.25	< 0.25	< 0.25	< 0.25	< 0.25	< 0.25	< 0.25	< 0.35	0.64 J	0.66 J	NA	NA	NA
Trichloroethene	0.5	5		7.2	25	21	20	23	23	23	17	15	16	2.5	45	45	NA	NA	NA
Vinyl chloride	0.02	0.2		< 0.1	< 0.10	< 0.10	< 0.10	< 0.10	< 0.10	< 0.10	< 0.10	< 0.10	< 0.10	< 0.20	< 0.32	< 0.32	NA	NA	NA
Xylenes, Total	400	2000		< 0.068	< 0.068	1.6	1.6	< 0.068	< 0.068	< 0.068	< 0.068	< 0.068	< 0.068	< 0.22	< 0.12	< 0.12	NA	NA	NA
Total PCBs																			
Aroclor-1016	0.003	0.03		NA	NA	NA	NA	NA	NA	NA	NA	NA	NA	NA	NA	NA	NA	NA	NA
Aroclor-1232	0.003	0.03		NA	NA	NA	NA	NA	NA	NA	NA	NA	NA	NA	NA	NA	NA	NA	NA
Aroclor-1242	0.003	0.03		NA	NA	NA	NA	NA	NA	NA	NA	NA	NA	NA	NA	NA	NA	NA	NA
Total Detected PCBs	NE	NE		NA	NA	NA	NA	NA	NA	NA	NA	NA	NA	NA	NA	NA	NA	NA	NA
Dissolved PCBs																			
Aroclor-1016	0.003	0.03		NA	NA	NA	NA	NA	NA	NA	NA	NA	NA	NA	NA	NA	< 0.068	< 0.064	< 0.062
Aroclor-1232	0.003	0.003		NA	NA	NA	NA	NA	NA	NA	NA	NA	NA	NA	NA	NA	< 0.20	< 0.19	< 0.19
Aroclor-1242	0.003	0.003		NA	NA	NA	NA	NA	NA	NA	NA	NA	NA	NA	NA	NA	< 0.20	< 0.19	< 0.19
Total Detected PCBs	NE	NE		NA	NA	NA	NA	NA	NA	NA	NA	NA	NA	NA	NA	NA	ND	ND	ND

Notes on Page 50.

Table 12
Groundwater Analytical Results Summary
Madison-Kipp Corporation
Madison, Wisconsin

Footnotes:

- 1 - Indicates that the sample was quenched prior to analysis.
- 2 - Indicates that the sample was not quenched prior to analysis.
- 3 - Indicates the result of a field duplicate.

Updated By: Sue Milcan 11/10/2016
Checked By: Peggy Popp 11/15/2016

General Notes:

All concentrations noted in this table are reported in micrograms per liter ($\mu\text{g/L}$) unless otherwise noted.

Analytes shown in the table are from VOC and PCB analyte lists. Only analytes that were detected in at least one sample are shown in the table. A complete list of constituents analyzed are included in the laboratory analytical reports.

100 = NR 140 Wis. Adm. Code Preventive Action Limit Exceedance

100 = NR 140 Wis. Adm. Code Enforcement Standard Exceedance

< = Constituent not detected above noted laboratory method detection limit.

* = Data is suspect and not used in evaluation. (Note from historical data through 2015, provided by Arcadis)

B = Compound was found in the blank and sample.

bgs = Below Ground Surface.

cn = Laboratory Contaminant.

E = Estimated concentration, exceeds instrumental calibration range.

ID = Identification.

J = Estimated concentration above the adjusted method detection limit and below the reporting limit.

NA = Not Analyzed.

ND = Not Detected.

NE = Not Established.

PCBs = Polychlorinated biphenyls.

VOCs = Volatile Organic Compounds.

Table 13
Soil Gas Analytical Results Summary
Madison-Kipp Corporation
Madison, Wisconsin

SAMPLE LOCATION SAMPLE DATE	DEEP SOIL GAS		VP-1N	VP-1N	VP-1N	VP-1N	VP-1N	VP-1N	VP-1N
	NON-RES. ^{1,2}	RES. ^{1,2}	9/17/2009	10/26/2012	7/15/2013	1/29/2014	7/22/2014	7/22/2015	7/20/2016
VOC									
cis-1,2-Dichloroethene	NE	NE	--	0.52	2.6	< 0.14	< 0.17	< 0.16	11
trans-1,2-Dichloroethene	NE	NE	--	< 0.36	< 0.26	< 0.14	< 0.17	< 0.16	< 0.13
1,2-Dichloroethene	NE	NE	< 20	0.52	2.6	< 0.14	< 0.17	NA	NA
Tetrachloroethene	27,000	620	160	65	76	< 0.14	1.8	0.29	31
Trichloroethene	1,600	39	< 10	0.52	1.1	< 0.14	< 0.17	< 0.16	13
Vinyl chloride	11,000	65	--	< 0.36	< 0.26	< 0.14	< 0.17	< 0.16	< 0.19

Footnotes:

1 = VALs in accordance with *Addressing Vapor Intrusion at Remediation and Redevelopment Sites in Wisconsin*,
<http://dnr.wi.gov/files/PDF/pubs/rr/RR800.pdf>
 2 = Non-Res. Deep Soil Gas VAL used 0.001 AF; Res. Deep Soil Gas VAL used 0.01 AF

Updated By: Sue Milcan 08/31/2016
 Updated/Checked By: Peggy Popp 08/31/2016
 Checked By: A. Stehn 9/6/2016

Notes:

All concentrations presented in this table are reported in parts per billion by volume (ppbv) unless otherwise noted.
 Res./Non-Res. VAL provided for comparison purposes.
 VP-3 through VP-6 compared to Non-Res. Deep Soil Gas VAL due to probe location (large commercial/industrial building, >5 feet below nearest building foundation).

100	= exceeds Wisconsin Res. Deep Soil Gas VAL with 0.01 AF
100	= exceeds Wisconsin Non-Res. Deep Soil Gas VAL with 0.001 AF

<= constituent not detected above noted laboratory method detection limit

> = greater than

-- = not designated

*D = limit of detection not achievable due to dilution

*IS = the internal standard quality control limit is exceeded

AF = Attenuation Factor

NE = Criteria Not Established

NA = Not Analyzed

DUP = Duplicate sample collected

Res. = Residential

VAL = Vapor Action Level

VOCs = Volatile Organic Compounds

Table 13
Soil Gas Analytical Results Summary
Madison-Kipp Corporation
Madison, Wisconsin

SAMPLE LOCATION	DEEP SOIL GAS		VP-1S	VP-1S	VP-1S	VP-1S	VP-1S	VP-1S	VP-1S
	NON-RES. ^{1,2}	RES. ^{1,2}	9/17/2009	10/26/2012	7/15/2013	1/29/2014	7/22/2014	7/22/2015	7/20/2016
VOC									
cis-1,2-Dichloroethene	NE	NE	--	< 0.15	0.26	< 0.14	0.19	< 0.14	7.6
trans-1,2-Dichloroethene	NE	NE	--	< 0.15	< 0.16	< 0.14	< 0.16	< 0.14	< 0.14
1,2-Dichloroethene	NE	NE	341	< 0.15	0.26	< 0.14	0.19	NA	NA
Tetrachloroethene	27,000	620	1,400	4.8	33	0.9	4.7	< 0.14	31
Trichloroethene	1,600	39	260	0.15	0.44	< 0.14	0.21	< 0.14	8.2
Vinyl chloride	11,000	65	--	< 0.15	< 0.16	< 0.14	< 0.16	< 0.014	< 0.21

Footnotes:

1 = VALs in accordance with *Addressing Vapor Intrusion at Remediation and Redevelopment Sites in Wisconsin*,
<http://dnr.wi.gov/files/PDF/pubs/rr/RR800.pdf>
 2 = Non-Res. Deep Soil Gas VAL used 0.001 AF; Res. Deep Soil Gas VAL used 0.01 AF

Updated By: Sue Milcan 08/31/2016
 Updated/Checked By: Peggy Popp 08/31/2016
 Checked By: A. Stehn 9/6/2016

Notes:

All concentrations presented in this table are reported in parts per billion by volume (ppbv) unless otherwise noted.
 Res./Non-Res. VAL provided for comparison purposes.
 VP-3 through VP-6 compared to Non-Res. Deep Soil Gas VAL due to probe location (large commercial/industrial building, >5 feet below nearest building foundation).

100 = exceeds Wisconsin Res. Deep Soil Gas VAL with 0.01 AF
100 = exceeds Wisconsin Non-Res. Deep Soil Gas VAL with 0.001 AF

<= constituent not detected above noted laboratory method detection limit

> = greater than

-- = not designated

*D = limit of detection not achievable due to dilution

*IS = the internal standard quality control limit is exceeded

AF = Attenuation Factor

NE = Criteria Not Established

NA = Not Analyzed

DUP = Duplicate sample collected

Res. = Residential

VAL = Vapor Action Level

VOCs = Volatile Organic Compounds

Table 13
Soil Gas Analytical Results Summary
Madison-Kipp Corporation
Madison, Wisconsin

SAMPLE LOCATION	DEEP SOIL GAS		VP-2N	VP-2N	VP-2N	VP-2N	VP-2N	VP-2N	VP-2N
	NON-RES. ^{1,2}	RES. ^{1,2}	9/17/2009	10/26/2012	7/15/2013	1/29/2014	7/22/2014	7/22/2015	7/20/2016
VOC									
cis-1,2-Dichloroethene	NE	NE	NA	< 0.93	2.5	< 0.14	< 0.18	< 0.16	7.8
trans-1,2-Dichloroethene	NE	NE	NA	< 0.93	< 0.39	< 0.14	< 0.18	< 0.16	< 0.14
1,2-Dichloroethene	NE	NE	500	< 0.93	2.5	< 0.14	< 0.18	NA	NA
Tetrachloroethene	27,000	620	1,300	160	110	< 0.14	1.5	< 0.16	20
Trichloroethene	1,600	39	370	< 0.93	1.4	< 0.14	< 0.18	< 0.16	8.2
Vinyl chloride	11,000	65	NA	< 0.93	< 0.39	< 0.14	< 0.18	< 0.016	< 0.21

Footnotes:

1 = VALs in accordance with *Addressing Vapor Intrusion at Remediation and Redevelopment Sites in Wisconsin*,
<http://dnr.wi.gov/files/PDF/pubs/rr/RR800.pdf>
 2 = Non-Res. Deep Soil Gas VAL used 0.001 AF; Res. Deep Soil Gas VAL used 0.01 AF

Updated By: Sue Milcan 08/31/2016
 Updated/Checked By: Peggy Popp 08/31/2016
 Checked By: A. Stehn 9/6/2016

Notes:

All concentrations presented in this table are reported in parts per billion by volume (ppbv) unless otherwise noted.
 Res./Non-Res. VAL provided for comparison purposes.
 VP-3 through VP-6 compared to Non-Res. Deep Soil Gas VAL due to probe location (large commercial/industrial building, >5 feet below nearest building foundation).

100 = exceeds Wisconsin Res. Deep Soil Gas VAL with 0.01 AF
100 = exceeds Wisconsin Non-Res. Deep Soil Gas VAL with 0.001 AF
 <= constituent not detected above noted laboratory method detection limit

- > = greater than
- = not designated
- *D = limit of detection not achievable due to dilution
- *IS = the internal standard quality control limit is exceeded
- AF = Attenuation Factor
- NE = Criteria Not Established
- NA = Not Analyzed
- DUP = Duplicate sample collected
- Res. = Residential
- VAL = Vapor Action Level
- VOCs = Volatile Organic Compounds

Table 13
Soil Gas Analytical Results Summary
Madison-Kipp Corporation
Madison, Wisconsin

SAMPLE LOCATION SAMPLE DATE	DEEP SOIL GAS		VP-2S	VP-2S	VP-2S	VP-2S	VP-2S	VP-2S
	NON-RES. ^{1,2}	RES. ^{1,2}	9/17/2009	10/26/2012	7/15/2013	1/29/2014	7/22/2014	7/22/2015
VOC								
cis-1,2-Dichloroethene	NE	NE	--	< 0.14	0.54	0.36	0.19	2.6
trans-1,2-Dichloroethene	NE	NE	--	< 0.14	< 0.31	< 0.14	< 0.15	0.32
1,2-Dichloroethene	NE	NE	332	< 0.14	0.54	NA	0.19	NA
Tetrachloroethene	27,000	620	1,100	12	86	44	2.0	44
Trichloroethene	1,600	39	240	< 0.14	0.38	0.22	< 0.15	1.4
Vinyl chloride	11,000	65	--	< 0.14	< 0.31	< 0.14	< 0.15	< 0.017

Footnotes:

1 = VALs in accordance with *Addressing Vapor Intrusion at Remediation and Redevelopment Sites in Wisconsin*,
<http://dnr.wi.gov/files/PDF/pubs/rr/RR800.pdf>
 2 = Non-Res. Deep Soil Gas VAL used 0.001 AF; Res. Deep Soil Gas VAL used 0.01 AF

Updated By: Sue Milcan 08/31/2016
 Updated/Checked By: Peggy Popp 08/31/2016
 Checked By: A. Stehn 9/6/2016

Notes:

All concentrations presented in this table are reported in parts per billion by volume (ppbv) unless otherwise noted.
 Res./Non-Res. VAL provided for comparison purposes.
 VP-3 through VP-6 compared to Non-Res. Deep Soil Gas VAL due to probe location (large commercial/industrial building, >5 feet below nearest building foundation).

100 = exceeds Wisconsin Res. Deep Soil Gas VAL with 0.01 AF
100 = exceeds Wisconsin Non-Res. Deep Soil Gas VAL with 0.001 AF

<= constituent not detected above noted laboratory method detection limit

> = greater than

-- = not designated

*D = limit of detection not achievable due to dilution

*IS = the internal standard quality control limit is exceeded

AF = Attenuation Factor

NE = Criteria Not Established

NA= Not Analyzed

DUP = Duplicate sample collected

Res. = Residential

VAL = Vapor Action Level

VOCs = Volatile Organic Compounds

Table 13
Soil Gas Analytical Results Summary
Madison-Kipp Corporation
Madison, Wisconsin

SAMPLE LOCATION	DEEP SOIL GAS		VP-3	VP-3	VP-3 (DUP)	VP-3	VP-4	VP-4	VP-4	VP-4
	NON-RES. ^{1,2}	RES. ^{1,2}	3/30/2012	10/26/2012	10/26/2012	7/22/2014	3/30/2012	10/26/2012	7/23/2014	7/24/2015
VOC										
cis-1,2-Dichloroethene	NE	NE	0.60	< 0.16	< 0.15	0.58	< 0.15	< 0.15	0.27	0.18 J
trans-1,2-Dichloroethene	NE	NE	< 0.17	< 0.16	< 0.15	< 0.17	< 0.15	< 0.15	< 0.16	< 0.18
1,2-Dichloroethene	NE	NE	0.6	< 0.16	< 0.15	0.58	< 0.15	< 0.15	0.27	NA
Tetrachloroethene	27,000	620	18	3.2	3.8	25	0.68	0.20	< 0.16	0.19
Trichloroethene	1,600	39	2.0	0.36	0.44	3.6	< 0.15	< 0.15	< 0.16	0.29
Vinyl chloride	11,000	65	< 0.17	< 0.16	< 0.15	< 0.17	< 0.15	< 0.15	< 0.16	< 0.018

Footnotes:

1 = VALs in accordance with *Addressing Vapor Intrusion at Remediation and Redevelopment Sites in Wisconsin*,
<http://dnr.wi.gov/files/PDF/pubs/rr/RR800.pdf>
 2 = Non-Res. Deep Soil Gas VAL used 0.001 AF; Res. Deep Soil Gas VAL used 0.01 AF

Updated By: Sue Milcan 08/31/2016

Updated/Checked By: Peggy Popp 08/31/2016

Checked By: A. Stehn 9/6/2016

Notes:

All concentrations presented in this table are reported in parts per billion by volume (ppbv) unless otherwise noted.

Res./Non-Res. VAL provided for comparison purposes.

VP-3 through VP-6 compared to Non-Res. Deep Soil Gas VAL due to probe location (large commercial/industrial building, >5 feet below nearest building foundation).

100 = exceeds Wisconsin Res. Deep Soil Gas VAL with 0.01 AF
100 = exceeds Wisconsin Non-Res. Deep Soil Gas VAL with 0.001 AF

<= constituent not detected above noted laboratory method detection limit

> = greater than

-- = not designated

*D = limit of detection not achievable due to dilution

*IS = the internal standard quality control limit is exceeded

AF = Attenuation Factor

NE = Criteria Not Established

NA = Not Analyzed

DUP = Duplicate sample collected

Res. = Residential

VAL = Vapor Action Level

VOCs = Volatile Organic Compounds

Table 13
Soil Gas Analytical Results Summary
Madison-Kipp Corporation
Madison, Wisconsin

SAMPLE LOCATION	DEEP SOIL GAS		VP-5	VP-5	VP-5	VP-6	VP-6	VP-6	VP-6	VP-6	VP-6	VP-6
	SAMPLE DATE	NON-RES. ^{1,2}	RES. ^{1,2}	3/30/2012	10/26/2012	7/22/2014	3/30/2012	10/26/2012	4/29/2013	1/29/2014	7/22/2014	7/22/2015
VOC												
cis-1,2-Dichloroethene	NE	NE	1.1	26	2.6	28	190	2100	310	1.0	780	< 0.23
trans-1,2-Dichloroethene	NE	NE	< 0.15	0.38	< 0.17	1.7	5.8	82	16	< 0.16	58	< 0.14
1,2-Dichloroethene	NE	NE	1.1	26.38	2.6	29.7	195.8	2182	326	1	NA	NA
Tetrachloroethene	27,000	620	2.1	27	0.59	63	190	2,900	550	< 0.16	470	280
Trichloroethene	1,600	39	1.1	22	2.4	20	72	1,100	240	0.34	700	19
Vinyl chloride	11,000	65	< 0.15	1.2	0.38	53	23	130	28	< 0.16	30	< 0.20

Footnotes:

1 = VALs in accordance with *Addressing Vapor Intrusion at Remediation and Redevelopment Sites in Wisconsin*,
<http://dnr.wi.gov/files/PDF/pubs/rr/RR800.pdf>
 2 = Non-Res. Deep Soil Gas VAL used 0.001 AF; Res. Deep Soil Gas VAL used 0.01 AF

Updated By: Sue Milcan 08/31/2016
 Updated/Checked By: Peggy Popp 08/31/2016
 Checked By: A. Stehn 9/6/2016

Notes:

All concentrations presented in this table are reported in parts per billion by volume (ppbv) unless otherwise noted.
 Res./Non-Res. VAL provided for comparison purposes.
 VP-3 through VP-6 compared to Non-Res. Deep Soil Gas VAL due to probe location (large commercial/industrial building, >5 feet below nearest building foundation).

100 = exceeds Wisconsin Res. Deep Soil Gas VAL with 0.01 AF
100 = exceeds Wisconsin Non-Res. Deep Soil Gas VAL with 0.001 AF

<= constituent not detected above noted laboratory method detection limit
 > = greater than
 -- = not designated
 *D = limit of detection not achievable due to dilution
 *IS = the internal standard quality control limit is exceeded
 AF = Attenuation Factor
 NE = Criteria Not Established
 NA= Not Analyzed
 DUP = Duplicate sample collected
 Res. = Residential
 VAL = Vapor Action Level
 VOCs = Volatile Organic Compounds

Table 13
Soil Gas Analytical Results Summary
Madison-Kipp Corporation
Madison, Wisconsin

SAMPLE LOCATION	DEEP SOIL GAS		VP-102	VP-102	VP-102	VP-102	VP-102	VP-102
	NON-RES. ^{1,2}	RES. ^{1,2}	11/25/2011	10/24/2012	1/29/2014	7/23/2014	7/22/2015	7/20/2016
VOC								
cis-1,2-Dichloroethene	NE	NE	1,940 *IS	45	0.56	< 0.16	0.24	< 0.46
trans-1,2-Dichloroethene	NE	NE	< 400 *IS*D	< 3.4	< 0.14	< 0.16	< 0.17	< 0.28
1,2-Dichloroethene	NE	NE	1,940	45	0.56	< 0.16	NA	NA
Tetrachloroethene	27,000	620	4,620 *IS	1,200	2	0.17	< 0.17	400
Trichloroethene	1,600	39	1,770 *IS	240	1.2	< 0.16	0.17	56
Vinyl chloride	11,000	65	< 400 *IS*D	< 3.4	< 0.14	< 0.16	< 0.017	< 0.42

Footnotes:

1 = VALs in accordance with *Addressing Vapor Intrusion at Remediation and Redevelopment Sites in Wisconsin*, <http://dnr.wi.gov/files/PDF/pubs/rr/RR800.pdf>
2 = Non-Res. Deep Soil Gas VAL used 0.001 AF; Res. Deep Soil Gas VAL used 0.01 AF

Updated By: Sue Milcan 08/31/2016
Updated/Checked By: Peggy Popp 08/31/2016
Checked By: A. Stehn 9/6/2016

Notes:

All concentrations presented in this table are reported in parts per billion by volume (ppbv) unless otherwise noted.
Res./Non-Res. VAL provided for comparison purposes.
VP-3 through VP-6 compared to Non-Res. Deep Soil Gas VAL due to probe location (large commercial/industrial building, >5 feet below nearest building foundation).

100	= exceeds Wisconsin Res. Deep Soil Gas VAL with 0.01 AF
100	= exceeds Wisconsin Non-Res. Deep Soil Gas VAL with 0.001 AF

<= constituent not detected above noted laboratory method detection limit

> = greater than

-- = not designated

*D = limit of detection not achievable due to dilution

*IS = the internal standard quality control limit is exceeded

AF = Attenuation Factor

NE = Criteria Not Established

NA= Not Analyzed

DUP = Duplicate sample collected

Res. = Residential

VAL = Vapor Action Level

VOCs = Volatile Organic Compounds

Table 13
Soil Gas Analytical Results Summary
Madison-Kipp Corporation
Madison, Wisconsin

SAMPLE LOCATION	DEEP SOIL GAS		VP-114	VP-114	VP-114	VP-114	VP-114
	NON-RES. ^{1,2}	RES. ^{1,2}	11/25/2011	10/24/2012	7/15/2013	1/29/2014	7/23/2014
VOC							
cis-1,2-Dichloroethene	NE	NE	< 400 *IS*D	< 0.16	< 0.15	< 0.14	< 0.16
trans-1,2-Dichloroethene	NE	NE	< 400 *IS*D	< 0.16	< 0.15	< 0.14	< 0.16
1,2-Dichloroethene	NE	NE	< 400	< 0.16	< 0.15	< 0.14	< 0.16
Tetrachloroethene	27,000	620	2,540 *IS	10	24	< 0.14	2.9
Trichloroethene	1,600	39	< 400 *IS*D	< 0.16	< 0.15	< 0.14	< 0.16
Vinyl chloride	11,000	65	< 400 *IS*D	< 0.16	< 0.15	< 0.14	< 0.16

Footnotes:

1 = VALs in accordance with *Addressing Vapor Intrusion at Remediation and Redevelopment Sites in Wisconsin*,
<http://dnr.wi.gov/files/PDF/pubs/rr/RR800.pdf>
 2 = Non-Res. Deep Soil Gas VAL used 0.001 AF; Res. Deep Soil Gas VAL used 0.01 AF

Updated By: Sue Milcan 08/31/2016

Updated/Checked By: Peggy Popp 08/31/2016

Checked By: A. Stehn 9/6/2016

Notes:

All concentrations presented in this table are reported in parts per billion by volume (ppbv) unless otherwise noted.

Res./Non-Res. VAL provided for comparison purposes.

VP-3 through VP-6 compared to Non-Res. Deep Soil Gas VAL due to probe location (large commercial/industrial building, >5 feet below nearest building foundation).

100	= exceeds Wisconsin Res. Deep Soil Gas VAL with 0.01 AF
100	= exceeds Wisconsin Non-Res. Deep Soil Gas VAL with 0.001 AF

<= constituent not detected above noted laboratory method detection limit

> = greater than

-- = not designated

*D = limit of detection not achievable due to dilution

*IS = the internal standard quality control limit is exceeded

AF = Attenuation Factor

NE = Criteria Not Established

NA= Not Analyzed

DUP = Duplicate sample collected

Res. = Residential

VAL = Vapor Action Level

VOCs = Volatile Organic Compounds

Table 13
Soil Gas Analytical Results Summary
Madison-Kipp Corporation
Madison, Wisconsin

SAMPLE LOCATION	DEEP SOIL GAS		VP-126	VP-126	VP-126	VP-126	VP-126	VP-126	VP-126	VP-126 (DUP)
	NON-RES. ^{1,2}	RES. ^{1,2}	11/25/2011	10/24/2012	7/15/2013	1/29/2014	7/23/2014	7/24/2015	7/20/2016	7/20/2016
VOC										
cis-1,2-Dichloroethene	NE	NE	< 200 *D	< 0.16	< 0.16	< 0.14	< 0.17	< 0.17	< 0.22	< 0.24
trans-1,2-Dichloroethene	NE	NE	< 200 *D	< 0.16	< 0.16	< 0.14	< 0.17	< 0.17	< 0.13	< 0.14
1,2-Dichloroethene	NE	NE	< 200	< 0.16	< 0.16	< 0.14	< 0.17	NA	NA	NA
Tetrachloroethene	27,000	620	452	1.4	4.4	< 0.14	0.48	0.75	< 0.16	< 0.17
Trichloroethene	1,600	39	< 200 *D	< 0.16	< 0.16	< 0.14	< 0.17	< 0.17	< 0.25	< 0.27
Vinyl chloride	11,000	65	< 200 *D	< 0.16	< 0.16	< 0.14	< 0.17	< 0.017	< 0.20	< 0.21

Footnotes:

1 = VALs in accordance with *Addressing Vapor Intrusion at Remediation and Redevelopment Sites in Wisconsin*,
<http://dnr.wi.gov/files/PDF/pubs/rr/RR800.pdf>
 2 = Non-Res. Deep Soil Gas VAL used 0.001 AF; Res. Deep Soil Gas VAL used 0.01 AF

Updated By: Sue Milcan 08/31/2016

Updated/Checked By: Peggy Popp 08/31/2016

Checked By: A. Stehn 9/6/2016

Notes:

All concentrations presented in this table are reported in parts per billion by volume (ppbv) unless otherwise noted.
 Res./Non-Res. VAL provided for comparison purposes.
 VP-3 through VP-6 compared to Non-Res. Deep Soil Gas VAL due to probe location (large commercial/industrial building, >5 feet below nearest building foundation).

100 = exceeds Wisconsin Res. Deep Soil Gas VAL with 0.01 AF
100 = exceeds Wisconsin Non-Res. Deep Soil Gas VAL with 0.001 AF

<= constituent not detected above noted laboratory method detection limit

> = greater than

-- = not designated

*D = limit of detection not achievable due to dilution

*IS = the internal standard quality control limit is exceeded

AF = Attenuation Factor

NE = Criteria Not Established

NA = Not Analyzed

DUP = Duplicate sample collected

Res. = Residential

VAL = Vapor Action Level

VOCs = Volatile Organic Compounds

Table 13
Soil Gas Analytical Results Summary
Madison-Kipp Corporation
Madison, Wisconsin

SAMPLE LOCATION SAMPLE DATE	DEEP SOIL GAS		VP-202	VP-202	VP-202	VP-202
	NON-RES. ^{1,2}	RES. ^{1,2}	11/25/2011	10/24/2012	7/16/2013	1/30/2014
VOC						
cis-1,2-Dichloroethene	NE	NE	< 0.085 *IS	< 0.16	< 0.16	< 0.14
trans-1,2-Dichloroethene	NE	NE	< 0.085 *IS	< 0.16	< 0.16	< 0.14
1,2-Dichloroethene	NE	NE	< 0.085	< 0.16	< 0.16	< 0.14
Tetrachloroethene	27,000	620	5.7 *IS	9.1	8	1.5
Trichloroethene	1,600	39	< 0.085 *IS	0.58	< 0.16	< 0.14
Vinyl chloride	11,000	65	< 0.085 *IS	< 0.16	< 0.16	< 0.14

Footnotes:

1 = VALs in accordance with *Addressing Vapor Intrusion at Remediation and Redevelopment Sites in Wisconsin*,
<http://dnr.wi.gov/files/PDF/pubs/rr/RR800.pdf>
 2 = Non-Res. Deep Soil Gas VAL used 0.001 AF; Res. Deep Soil Gas VAL used 0.01 AF

Updated By: Sue Milcan 08/31/2016
 Updated/Checked By: Peggy Popp 08/31/2016
 Checked By: A. Stehn 9/6/2016

Notes:

All concentrations presented in this table are reported in parts per billion by volume (ppbv) unless otherwise noted.
 Res./Non-Res. VAL provided for comparison purposes.
 VP-3 through VP-6 compared to Non-Res. Deep Soil Gas VAL due to probe location (large commercial/industrial building, >5 feet below nearest building foundation).

100	= exceeds Wisconsin Res. Deep Soil Gas VAL with 0.01 AF
100	= exceeds Wisconsin Non-Res. Deep Soil Gas VAL with 0.001 AF

<= constituent not detected above noted laboratory method detection limit

> = greater than

-- = not designated

*D = limit of detection not achievable due to dilution

*IS = the internal standard quality control limit is exceeded

AF = Attenuation Factor

NE = Criteria Not Established

NA= Not Analyzed

DUP = Duplicate sample collected

Res. = Residential

VAL = Vapor Action Level

VOCs = Volatile Organic Compounds

Table 13
Soil Gas Analytical Results Summary
Madison-Kipp Corporation
Madison, Wisconsin

SAMPLE LOCATION	DEEP SOIL GAS		VP-210	VP-210	VP-210	VP-210	VP-210	VP-210	VP-210
	NON-RES. ^{1,2}	RES. ^{1,2}	11/25/2011	10/25/2012	7/16/2013	1/30/2014	7/23/2014	7/24/2015	7/22/2016
VOC									
cis-1,2-Dichloroethene	NE	NE	< 0.085 *IS	< 0.17	< 0.15	< 0.14	< 0.17	< 0.17	< 0.23
trans-1,2-Dichloroethene	NE	NE	< 0.085 *IS	< 0.17	< 0.15	< 0.14	< 0.17	< 0.17	< 0.14
1,2-Dichloroethene	NE	NE	< 0.085	< 0.17	< 0.15	< 0.14	< 0.17	NA	NA
Tetrachloroethene	27,000	620	3.22	3.9	3.6	< 0.14	5.4	5.2	5.1
Trichloroethene	1,600	39	< 0.085 *IS	< 0.17	0.26	< 0.14	< 0.17	< 0.17	< 0.26
Vinyl chloride	11,000	65	< 0.085 *IS	< 0.17	< 0.15	< 0.14	< 0.17	< 0.17	< 0.21

Footnotes:

1 = VALs in accordance with *Addressing Vapor Intrusion at Remediation and Redevelopment Sites in Wisconsin*,
<http://dnr.wi.gov/files/PDF/pubs/rr/RR800.pdf>
 2 = Non-Res. Deep Soil Gas VAL used 0.001 AF; Res. Deep Soil Gas VAL used 0.01 AF

Updated By: Sue Milcan 08/31/2016
 Updated/Checked By: Peggy Popp 08/31/2016
 Checked By: A. Stehn 9/6/2016

Notes:

All concentrations presented in this table are reported in parts per billion by volume (ppbv) unless otherwise noted.
 Res./Non-Res. VAL provided for comparison purposes.
 VP-3 through VP-6 compared to Non-Res. Deep Soil Gas VAL due to probe location (large commercial/industrial building, >5 feet below nearest building foundation).

100	= exceeds Wisconsin Res. Deep Soil Gas VAL with 0.01 AF
100	= exceeds Wisconsin Non-Res. Deep Soil Gas VAL with 0.001 AF

<= constituent not detected above noted laboratory method detection limit
 > = greater than
 -- = not designated
 *D = limit of detection not achievable due to dilution
 *IS = the internal standard quality control limit is exceeded
 AF = Attenuation Factor
 NE = Criteria Not Established
 NA = Not Analyzed
 DUP = Duplicate sample collected
 Res. = Residential
 VAL = Vapor Action Level
 VOCs = Volatile Organic Compounds

Table 13
Soil Gas Analytical Results Summary
Madison-Kipp Corporation
Madison, Wisconsin

SAMPLE LOCATION	DEEP SOIL GAS		VP-222	VP-222	VP-222	VP-222	VP-222
	NON-RES. ^{1,2}	RES. ^{1,2}	11/25/2011	10/25/2012	7/16/2013	1/30/2014	7/23/2014
VOC							
cis-1,2-Dichloroethene	NE	NE	< 20 *D	< 0.49	< 0.92	< 0.14	< 0.89
trans-1,2-Dichloroethene	NE	NE	< 20 *D	< 0.49	< 0.92	< 0.14	< 0.89
1,2-Dichloroethene	NE	NE	< 20	< 0.49	< 0.92	< 0.14	< 0.89
Tetrachloroethene	27,000	620	77	120	280	22	150
Trichloroethene	1,600	39	< 20 *D	< 0.49	< 0.92	< 0.14	< 0.89
Vinyl chloride	11,000	65	< 20 *D	< 0.49	< 0.92	< 0.14	< 0.89

Footnotes:

1 = VALs in accordance with *Addressing Vapor Intrusion at Remediation and Redevelopment Sites in Wisconsin*,
<http://dnr.wi.gov/files/PDF/pubs/rr/RR800.pdf>
 2 = Non-Res. Deep Soil Gas VAL used 0.001 AF; Res. Deep Soil Gas VAL used 0.01 AF

Updated By: Sue Milcan 08/31/2016
 Updated/Checked By: Peggy Popp 08/31/2016
 Checked By: A. Stehn 9/6/2016

Notes:

All concentrations presented in this table are reported in parts per billion by volume (ppbv) unless otherwise noted.
 Res./Non-Res. VAL provided for comparison purposes.
 VP-3 through VP-6 compared to Non-Res. Deep Soil Gas VAL due to probe location (large commercial/industrial building, >5 feet below nearest building foundation).

100	= exceeds Wisconsin Res. Deep Soil Gas VAL with 0.01 AF
100	= exceeds Wisconsin Non-Res. Deep Soil Gas VAL with 0.001 AF

<= constituent not detected above noted laboratory method detection limit

> = greater than

-- = not designated

*D = limit of detection not achievable due to dilution

*IS = the internal standard quality control limit is exceeded

AF = Attenuation Factor

NE = Criteria Not Established

NA= Not Analyzed

DUP = Duplicate sample collected

Res. = Residential

VAL = Vapor Action Level

VOCs = Volatile Organic Compounds

Table 13
Soil Gas Analytical Results Summary
Madison-Kipp Corporation
Madison, Wisconsin

SAMPLE LOCATION	DEEP SOIL GAS		VP-237	VP-237	VP-237	VP-237	VP-237	VP-237	VP-249	VP-249	VP-249
	SAMPLE DATE	NON-RES. ^{1,2}	RES. ^{1,2}	11/25/2011	10/25/2012	7/17/2013	1/30/2014	7/23/2014	7/24/2015	11/25/2011	10/25/2012
VOC											
cis-1,2-Dichloroethene	NE	NE	< 20	< 0.16	< 0.16	< 0.14	< 0.33	< 0.17	< 0.085	< 0.16	< 0.14
trans-1,2-Dichloroethene	NE	NE	< 20	< 0.16	< 0.16	< 0.14	< 0.33	< 0.17	< 0.085	< 0.16	< 0.14
1,2-Dichloroethene	NE	NE	< 20	< 0.16	< 0.16	< 0.14	< 0.33	NA	< 0.085	< 0.16	< 0.14
Tetrachloroethene	27,000	620	53	63	30	3.6	59	43	8.44	23	3.3
Trichloroethene	1,600	39	< 20	< 0.16	< 0.16	< 0.14	< 0.33	< 0.17	< 0.085	< 0.16	< 0.14
Vinyl chloride	11,000	65	< 20	< 0.16	< 0.16	< 0.14	< 0.33	< 0.017	< 0.085	< 0.16	< 0.14

Footnotes:

- 1 = VALs in accordance with *Addressing Vapor Intrusion at Remediation and Redevelopment Sites in Wisconsin*, <http://dnr.wi.gov/files/PDF/pubs/rr/RR800.pdf>
 2 = Non-Res. Deep Soil Gas VAL used 0.001 AF; Res. Deep Soil Gas VAL used 0.01 AF

Updated By: Sue Milcan 08/31/2016
 Updated/Checked By: Peggy Popp 08/31/2016
 Checked By: A. Stehn 9/6/2016

Notes:

All concentrations presented in this table are reported in parts per billion by volume (ppbv) unless otherwise noted.
 Res./Non-Res. VAL provided for comparison purposes.
 VP-3 through VP-6 compared to Non-Res. Deep Soil Gas VAL due to probe location (large commercial/industrial building, >5 feet below nearest building foundation).

100
100

= exceeds Wisconsin Res. Deep Soil Gas VAL with 0.01 AF
 = exceeds Wisconsin Non-Res. Deep Soil Gas VAL with 0.001 AF

- <= constituent not detected above noted laboratory method detection limit
- > = greater than
- = not designated
- *D = limit of detection not achievable due to dilution
- *IS = the internal standard quality control limit is exceeded
- AF = Attenuation Factor
- NE = Criteria Not Established
- NA= Not Analyzed
- DUP = Duplicate sample collected
- Res. = Residential
- VAL = Vapor Action Level
- VOCs = Volatile Organic Compounds

Table 13
Soil Gas Analytical Results Summary
Madison-Kipp Corporation
Madison, Wisconsin

SAMPLE LOCATION	DEEP SOIL GAS		VP-261	VP-261	VP-261	VP-261	VP-261	VP-261
	NON-RES. ^{1,2}	RES. ^{1,2}	11/28/2011	7/17/2013	1/30/2014	7/23/2014	7/23/2014	7/24/2015
VOC								
cis-1,2-Dichloroethene	NE	NE	< 0.085 *IS	< 0.15	< 0.13	< 0.16	< 0.16	< 0.17
trans-1,2-Dichloroethene	NE	NE	< 0.085 *IS	< 0.15	< 0.13	< 0.16	< 0.16	< 0.17
1,2-Dichloroethene	NE	NE	< 0.085	< 0.15	< 0.13	< 0.16	< 0.16	NA
Tetrachloroethene	27,000	620	< 0.085 *IS	1.2	1.2	5.0	4.3	15
Trichloroethene	1,600	39	< 0.085 *IS	< 0.15	< 0.13	< 0.16	< 0.16	< 0.17
Vinyl chloride	11,000	65	< 0.085 *IS	< 0.15	< 0.13	< 0.16	< 0.16	< 0.017

Footnotes:

- 1 = VALs in accordance with *Addressing Vapor Intrusion at Remediation and Redevelopment Sites in Wisconsin*,
<http://dnr.wi.gov/files/PDF/pubs/rr/RR800.pdf>
 2 = Non-Res. Deep Soil Gas VAL used 0.001 AF; Res. Deep Soil Gas VAL used 0.01 AF

Updated By: Sue Milcan 08/31/2016

Updated/Checked By: Peggy Popp 08/31/2016

Checked By: A. Stehn 9/6/2016

Notes:

All concentrations presented in this table are reported in parts per billion by volume (ppbv) unless otherwise noted.
 Res./Non-Res. VAL provided for comparison purposes.
 VP-3 through VP-6 compared to Non-Res. Deep Soil Gas VAL due to probe location (large commercial/industrial building, >5 feet below nearest building foundation).

100
100

= exceeds Wisconsin Res. Deep Soil Gas VAL with 0.01 AF
 = exceeds Wisconsin Non-Res. Deep Soil Gas VAL with 0.001 AF

<= constituent not detected above noted laboratory method detection limit

> = greater than

-- = not designated

*D = limit of detection not achievable due to dilution

*IS = the internal standard quality control limit is exceeded

AF = Attenuation Factor

NE = Criteria Not Established

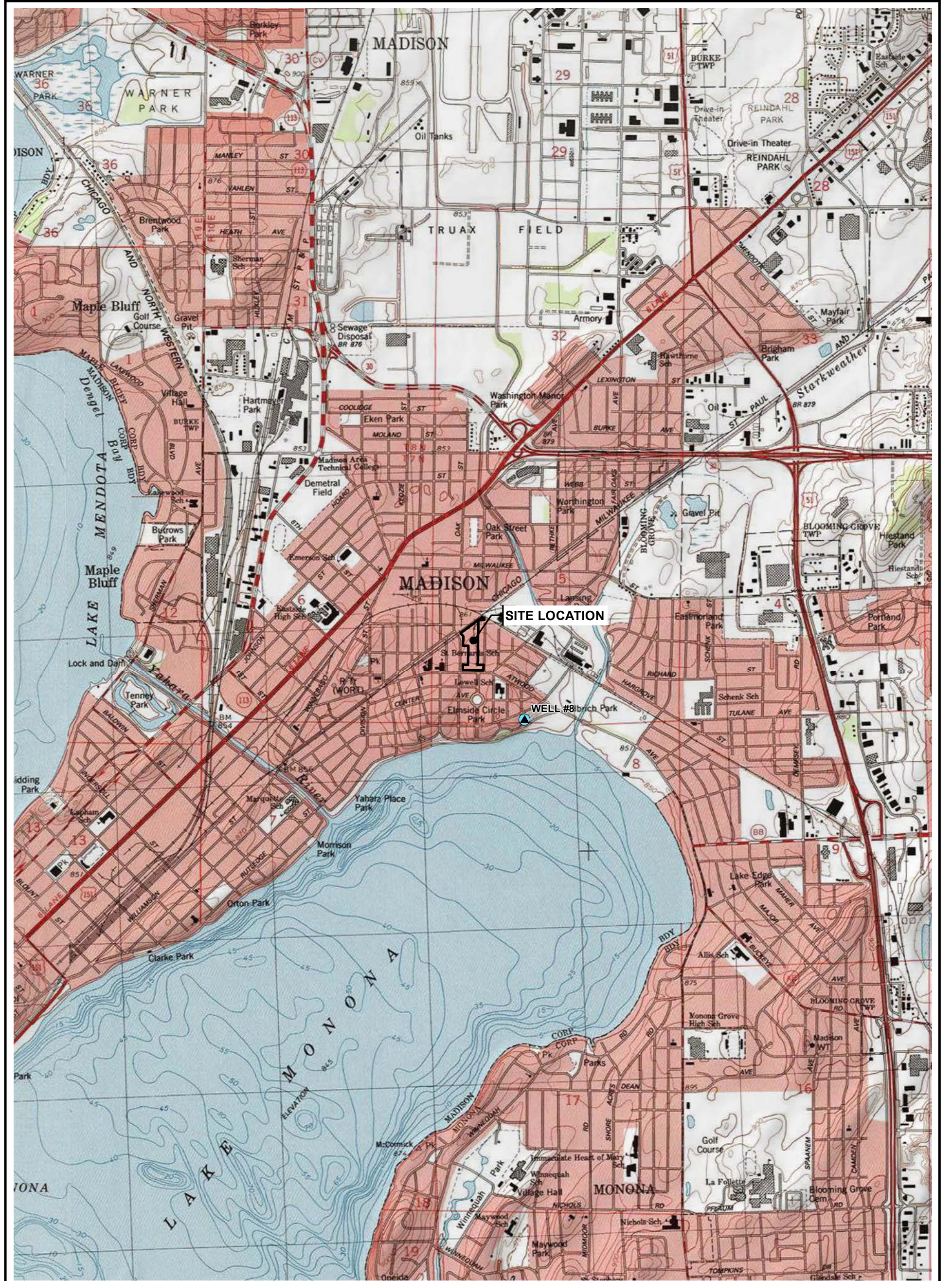
NA = Not Analyzed

DUP = Duplicate sample collected

Res. = Residential



VAL = Vapor Action Level

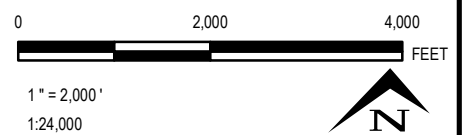
VOCs = Volatile Organic Compounds



BASE MAP FROM USGS 7.5 MINUTE TOPOGRAPHIC QUADRANGLE SERIES, "USA TOPO MAPS" WEB BASEMAP SERVICE LAYER.

LEGEND

-  SITE PROPERTY BOUNDARY
-  MUNICIPAL SUPPLY WELL



708 Heartland Trail
 Suite 3000
 Madison, WI 53717
 Phone: 608.826.3600

PROJECT:

MADISON-KIPP CORPORATION
 201 WAUBESA STREET
 MADISON, WISCONSIN

TITLE:

SITE LOCATION MAP

DRAWN BY: JPAPEZ

CHECKED BY: LAUNER

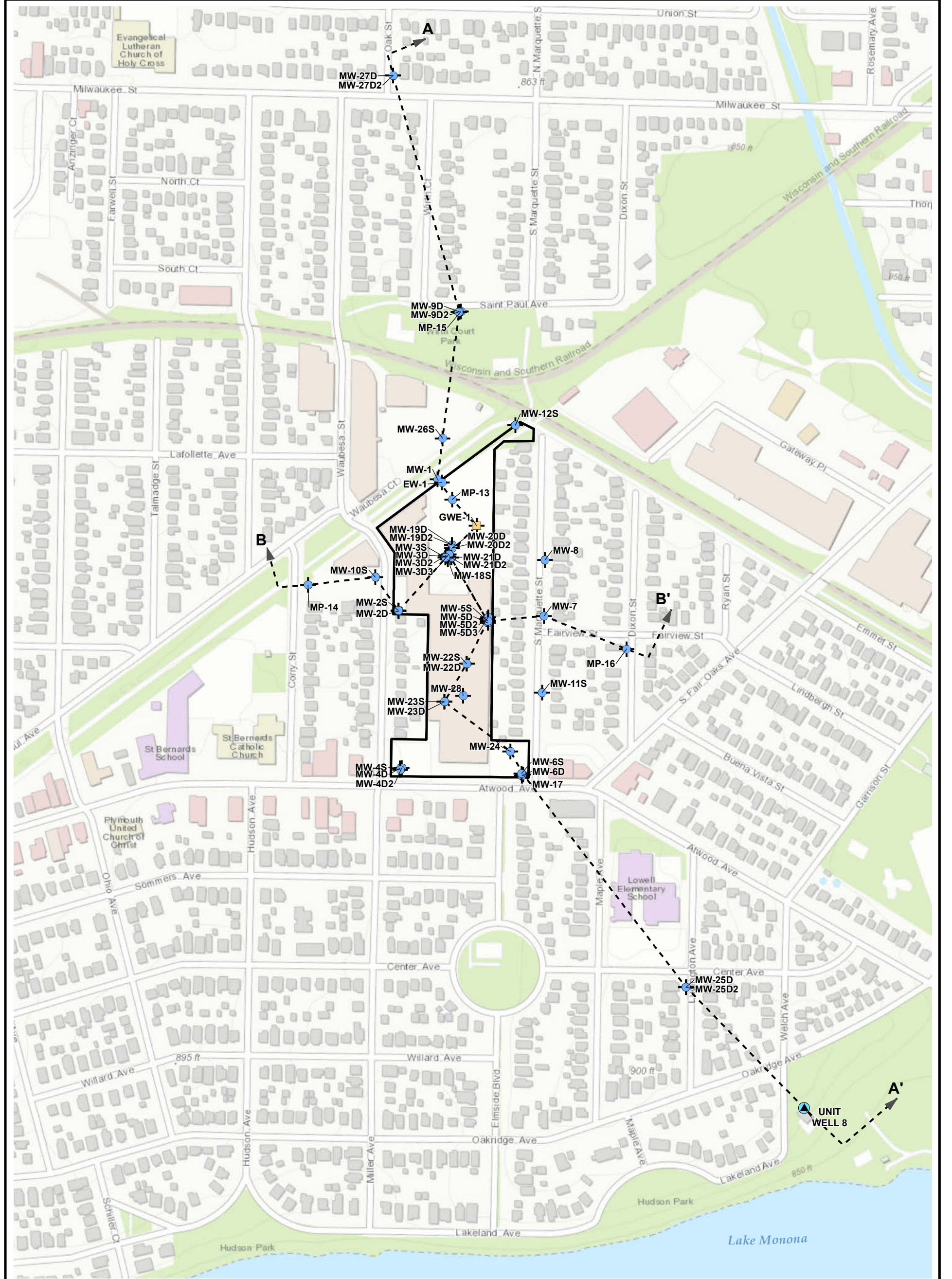
APPROVED BY: A STEHN

DATE: MARCH 2017

PROJ. NO.: 243950

FILE: 243950-2016S2-001.mxd

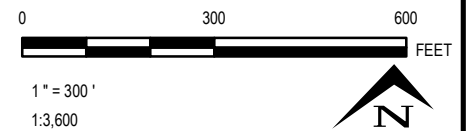
FIGURE 1



LEGEND

- SITE PROPERTY BOUNDARY
- + GROUNDWATER EXTRACTION WELL
- MONITORING WELL
- MUNICIPAL SUPPLY WELL
- ← - - - → CROSS SECTION

BASE MAP FROM ESRI, "WORLD TOPOGRAPHIC MAP" WEB BASEMAP SERVICE LAYER.

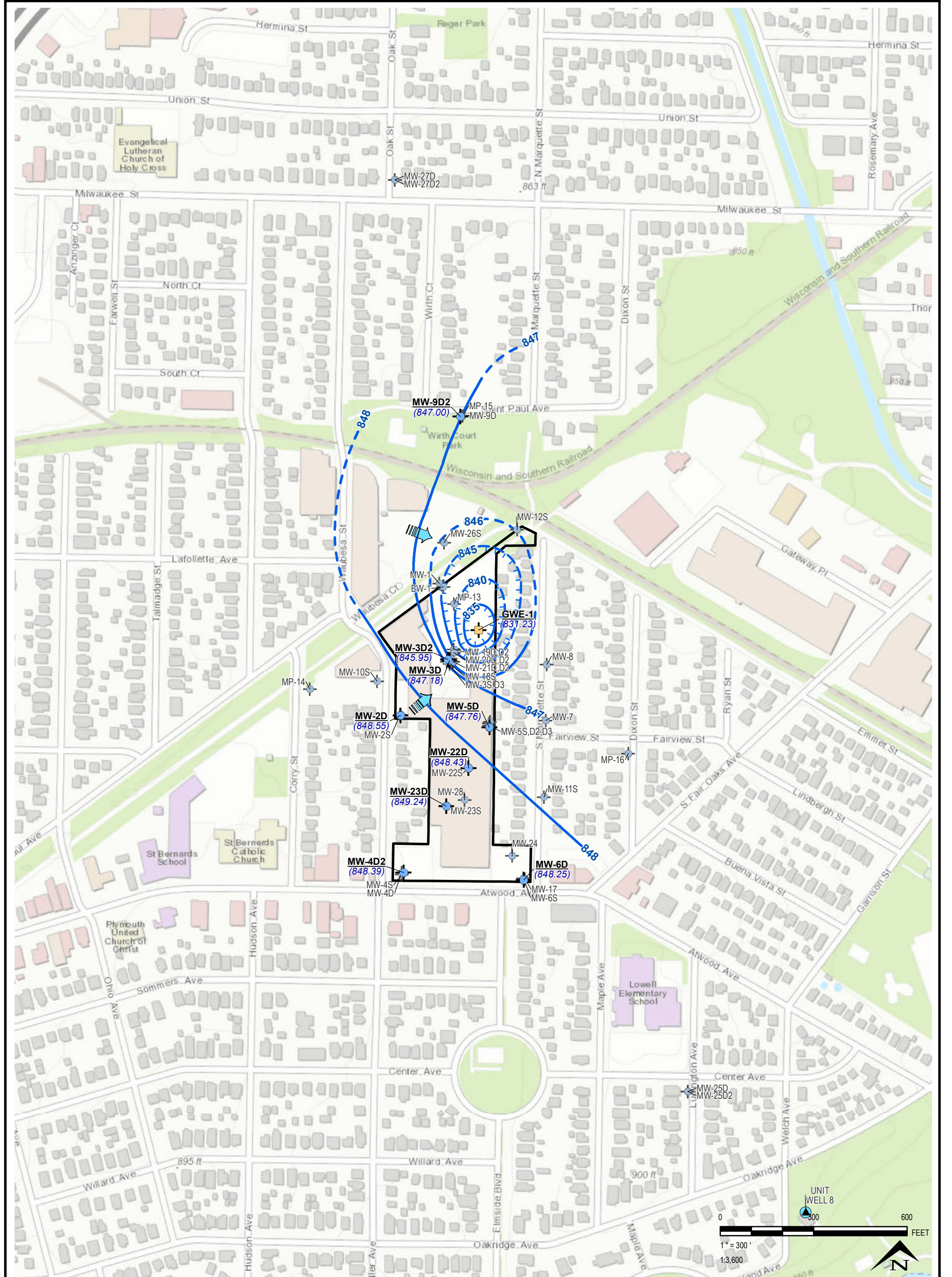



708 Heartland Trail
 Suite 3000
 Madison, WI 53717
 Phone: 608.826.3600

PROJECT: **MADISON-KIPP CORPORATION**
 201 WAUBESA STREET
 MADISON, WISCONSIN

TITLE: **WELL LOCATIONS MAP**

DRAWN BY:	J PAPEZ
CHECKED BY:	LAUNER
APPROVED BY:	A STEHN
DATE:	MARCH 2017
PROJ. NO.:	243950
FILE:	243950-2016S2-002.mxd
FIGURE 2	



LEGEND

- SITE PROPERTY BOUNDARY
- GROUNDWATER EXTRACTION WELL
- MONITORING WELL
- MUNICIPAL SUPPLY WELL
- GROUNDWATER ELEVATION CONTOUR (1' FT INTERVAL, DASHED WHERE INFERRED)
- INWARD GRADIENT CONTOUR (5' INTERVAL)
- GROUNDWATER FLOW DIRECTION

NOTES

1. BASE MAP FROM ESRI, "WORLD TOPOGRAPHIC MAP", WEB BASEMAP SERVICE LAYER.
2. GROUNDWATER ELEVATIONS MEASURED OCT. 10, 2016. WELLS SHOWN IN GRAY ARE EITHER NOT USED FOR CONTOURING OR NOT INFLUENCED BY THE EXTRACTION WELL.
3. MW-23D WAS NOT USE FOR CONTOURING.



708 Heartland Trail
 Suite 3000
 Madison, WI 53717
 Phone: 608.826.3600

PROJECT:

MADISON-KIPP CORPORATION
 201 WAUBESA STREET
 MADISON, WISCONSIN

TITLE:

EXTRACTION WELL INFLUENCE
OCTOBER 2016

DRAWN BY:

J PAPEZ

CHECKED BY:

LAUNER

APPROVED BY:

T OCONNELL

DATE:

MARCH 2017

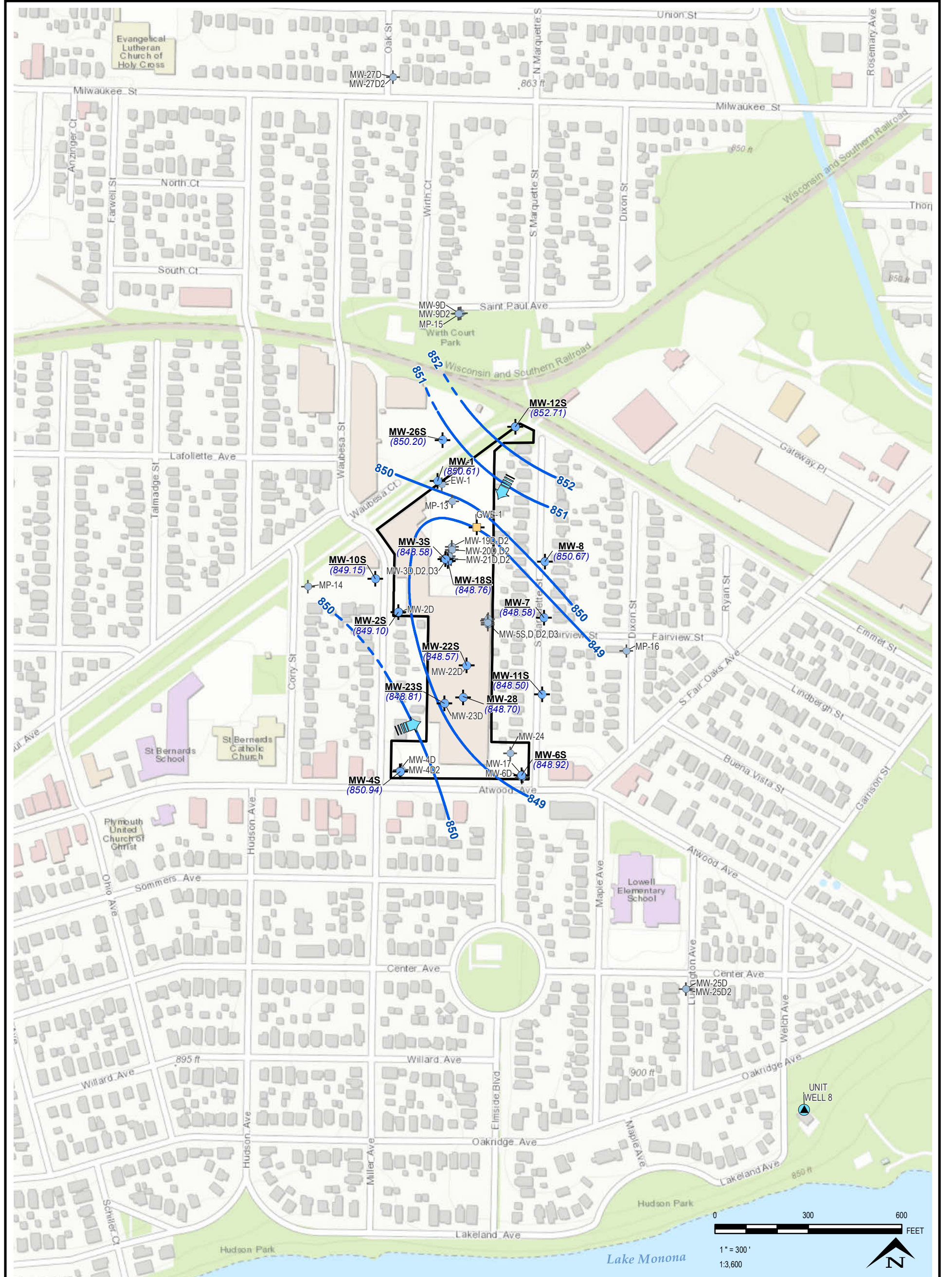
PROJ. NO.:

243950

FILE:

243950-2016S2-003.mxd

FIGURE 3



LEGEND

- SITE PROPERTY BOUNDARY
- GROUNDWATER EXTRACTION
- MONITORING WELL
- MUNICIPAL SUPPLY WELL
- GROUNDWATER ELEVATION CONTOUR (0.5' INTERVAL, DASHED WHERE INFERRED)
- GROUNDWATER FLOW DIRECTION

NOTES

1. BASE MAP FROM ESRI, "WORLD TOPOGRAPHIC MAP", WEB BASEMAP SERVICE LAYER.
2. GROUNDWATER ELEVATIONS MEASURED ON OCT. 10, 2016. WELLS SHOWN IN GRAY ARE NOT PART OF THIS GROUNDWATER UNIT.
3. WATER TABLE ENCOUNTERED BETWEEN APPROXIMATELY 6-30 FT BELOW GROUND SURFACE, WITH SCREEN ELEVATIONS RANGING FROM 857 - 830 FT ABOVE MEAN SEA LEVEL.

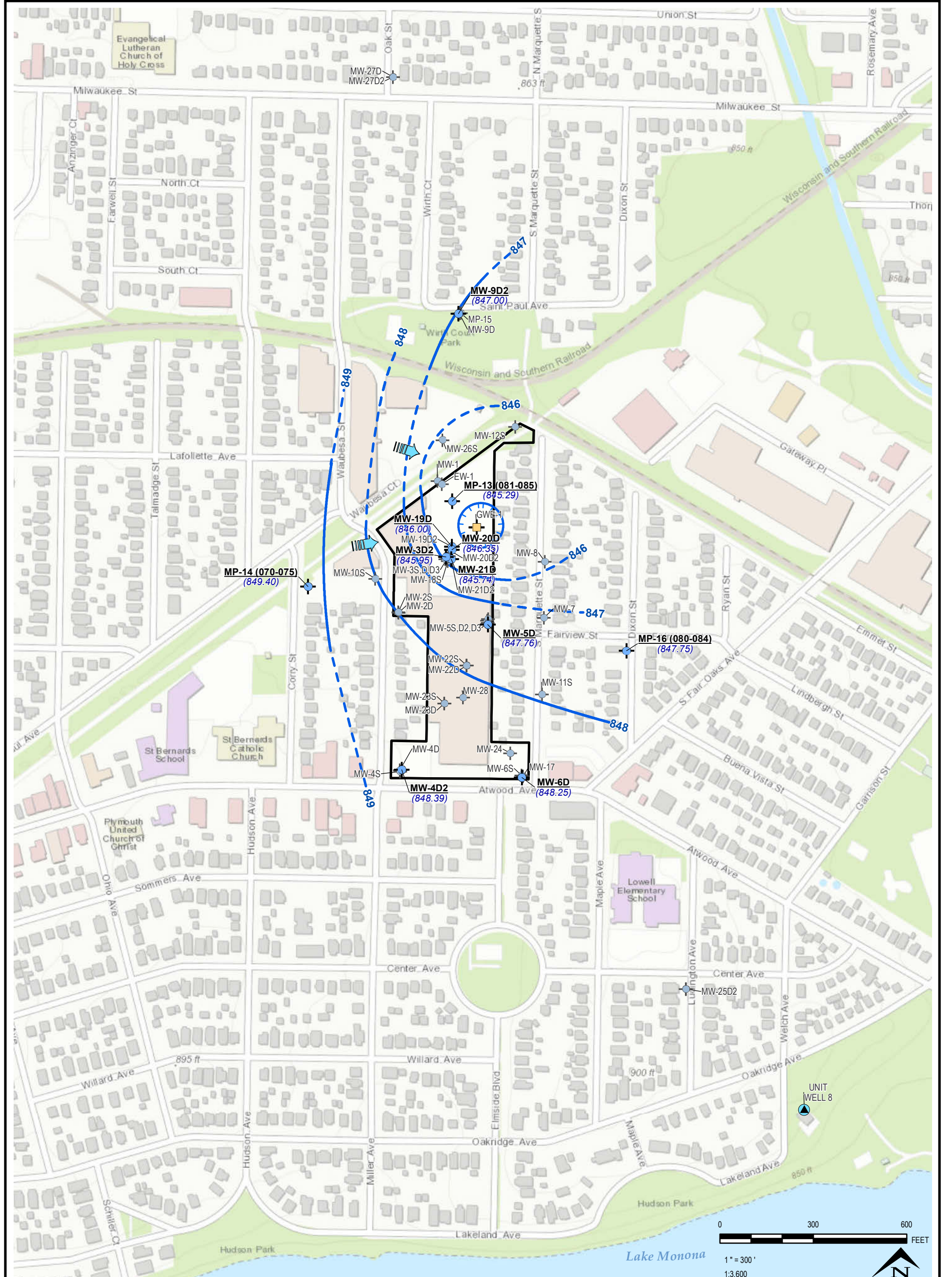
708 Heartland Trail
 Suite 3000
 Madison, WI 53717
 Phone: 608.826.3600

PROJECT: **MADISON-KIPP CORPORATION**
 201 WAUBESA STREET
 MADISON, WISCONSIN

TITLE: **WATER TABLE ELEVATIONS**
OCTOBER 2016

DRAWN BY:	JPAPEZ
CHECKED BY:	LAUNER
APPROVED BY:	T OCONNELL
DATE:	MARCH 2017
PROJ. NO.:	243950
FILE:	243950-2016S2-004.mxd

FIGURE 4



LEGEND

- SITE PROPERTY BOUNDARY
- GROUNDWATER EXTRACTION WELL
- MONITORING WELL
- MUNICIPAL SUPPLY WELL
- INWARD GRADIENT CONTOUR
- GROUNDWATER ELEVATION CONTOUR (1' FT INTERVAL, DASHED WHERE INFERRERD)
- GROUNDWATER FLOW DIRECTION

NOTES

1. BASE MAP FROM ESRI, "WORLD TOPOGRAPHIC MAP", WEB BASEMAP SERVICE LAYER.
2. GROUNDWATER ELEVATIONS MEASURED OCT. 10, 2016. WELLS SHOWN IN GRAY ARE NOT PART OF THIS GROUNDWATER UNIT.
3. * MW-19D, MW-20D, & MW-21D NOT USED FOR CONTOURING.
4. LOWER LONE ROCK WATER LEVELS ENCOUNTERED BETWEEN APPROXIMATELY 8 - 32 FT BELOW GROUND SURFACE, WITH SCREEN ELEVATIONS RANGING FROM 812 - 777 FT ABOVE MEAN SEA LEVEL.



708 Heartland Trail
 Suite 3000
 Madison, WI 53717
 Phone: 608.826.3600

PROJECT:

MADISON-KIPP CORPORATION
 201 WAUBESA STREET
 MADISON, WISCONSIN

TITLE:

**LOWER LONE ROCK FORMATION
 POTENTIOMETRIC SURFACE
 OCTOBER 2016**

DRAWN BY: JPAPEZ

CHECKED BY: LAUNER

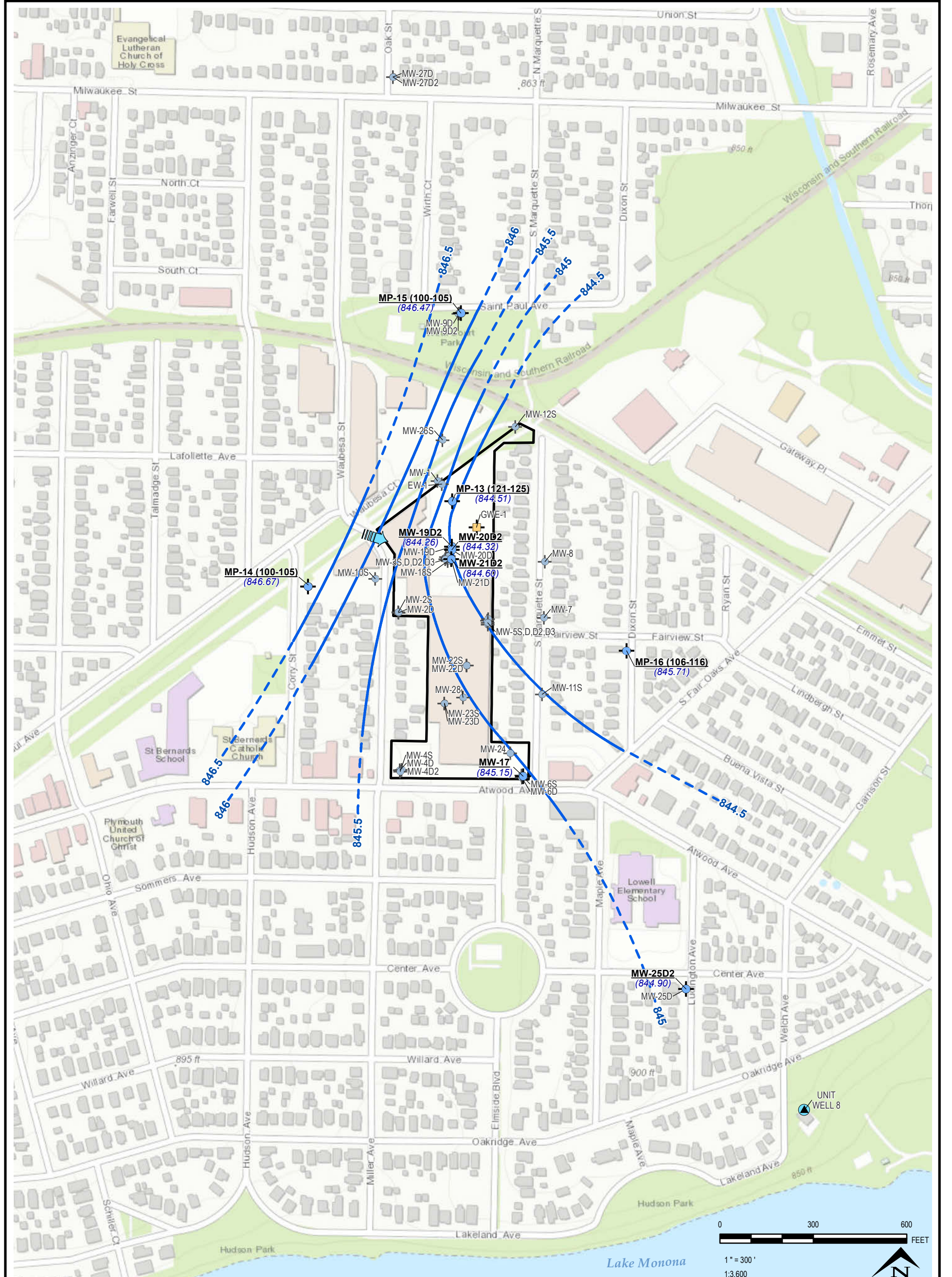
APPROVED BY: T O CONNELL

DATE: MARCH 2017

PROJ. NO.: 243950

FILE: 243950-2016S2-005.mxd

FIGURE 5



LEGEND

- SITE PROPERTY BOUNDARY
- GROUNDWATER EXTRACTION WELL
- MONITORING WELL
- MUNICIPAL SUPPLY WELL
- GROUNDWATER ELEVATION CONTOUR (0.5' FT INTERVAL, DASHED WHERE INFERRED)
- GROUNDWATER FLOW DIRECTION

NOTES

1. BASE MAP FROM ESRI, "WORLD TOPOGRAPHIC MAP", WEB BASEMAP SERVICE LAYER.
2. GROUNDWATER ELEVATIONS MEASURED OCT. 10, 2016. WELLS SHOWN IN GRAY ARE NOT PART OF THIS GROUNDWATER UNIT.
3. MP-16 NOT USED FOR CONTOURING.
4. UPPER WONEWOC WATER LEVELS ENCOUNTERED BETWEEN APPROXIMATELY 9 - 42 FT BELOW GROUND SURFACE, WITH SCREEN ELEVATIONS RANGING FROM 767 - 698 FT ABOVE MEAN SEA LEVEL.



708 Heartland Trail
 Suite 3000
 Madison, WI 53717
 Phone: 608.826.3600

PROJECT:

MADISON-KIPP CORPORATION
 201 WAUBESA STREET
 MADISON, WISCONSIN

TITLE:

**UPPER WONEWOC FORMATION
 POTENTIOMETRIC SURFACE
 OCTOBER 2016**

DRAWN BY: JPAPEZ

CHECKED BY: LAUNER

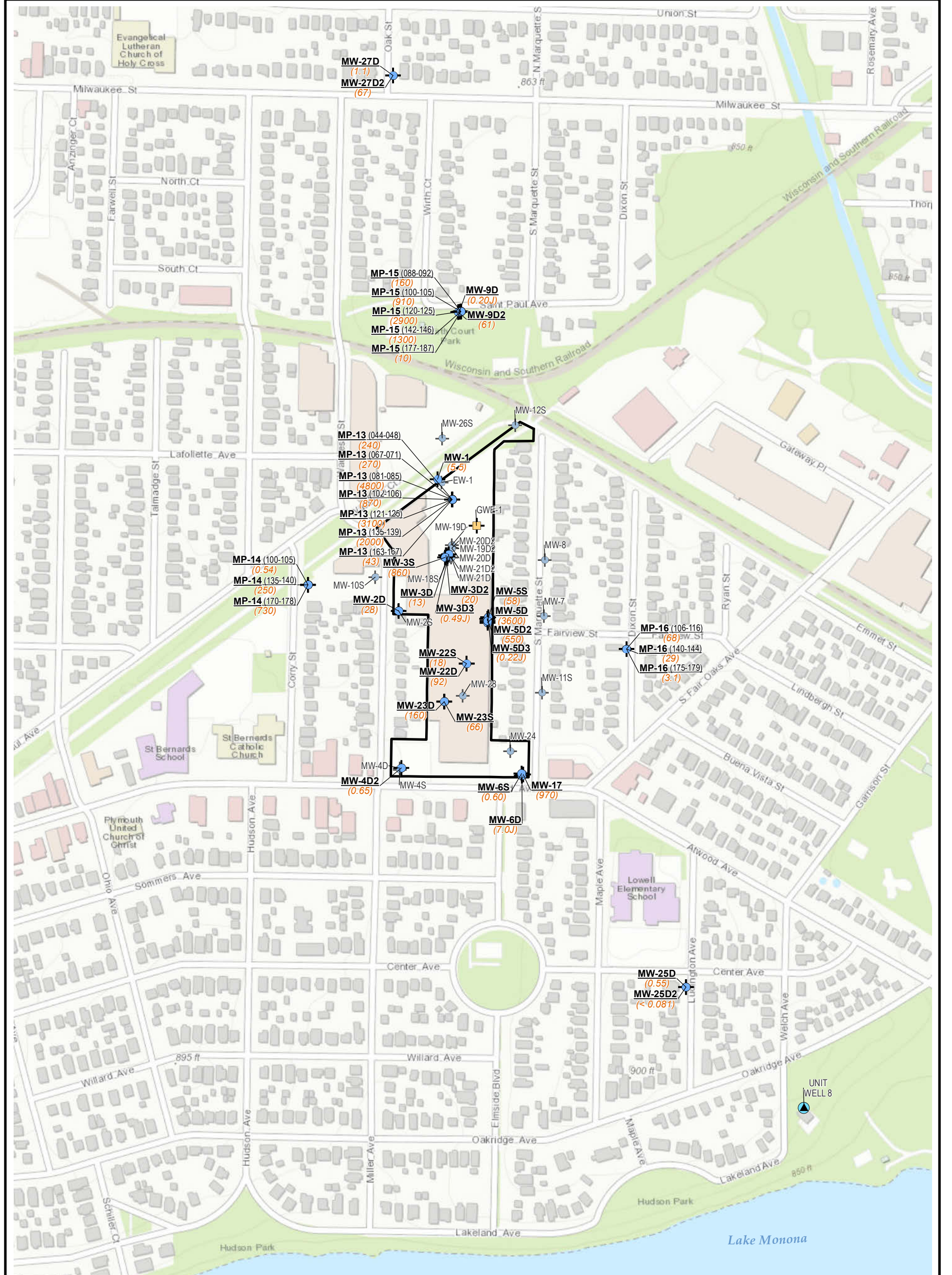
APPROVED BY: T OCONNELL

DATE: MARCH 2017

PROJ. NO.: 243950

FILE: 243950-2016S2-006.mxd

FIGURE 6



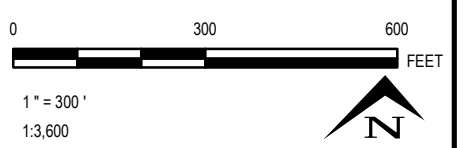
LEGEND

- SITE PROPERTY BOUNDARY
- GROUNDWATER EXTRACTION
- MONITORING WELL
- MUNICIPAL SUPPLY WELL

- (7.5) PCE CONCENTRATION [µg/L]
- J ESTIMATED VALUE (DETECTED BELOW REPORTING LIMIT)

NOTES

1. BASE MAP FROM ESRI, "WORLD TOPOGRAPHIC MAP", WEB BASEMAP SERVICE LAYER.
2. WELLS SAMPLED BETWEEN OCT. 10-14, 2016. WELLS SHOWN IN GRAY WERE NOT SAMPLED DURING THE OCTOBER 2016 MONITORING EVENT.



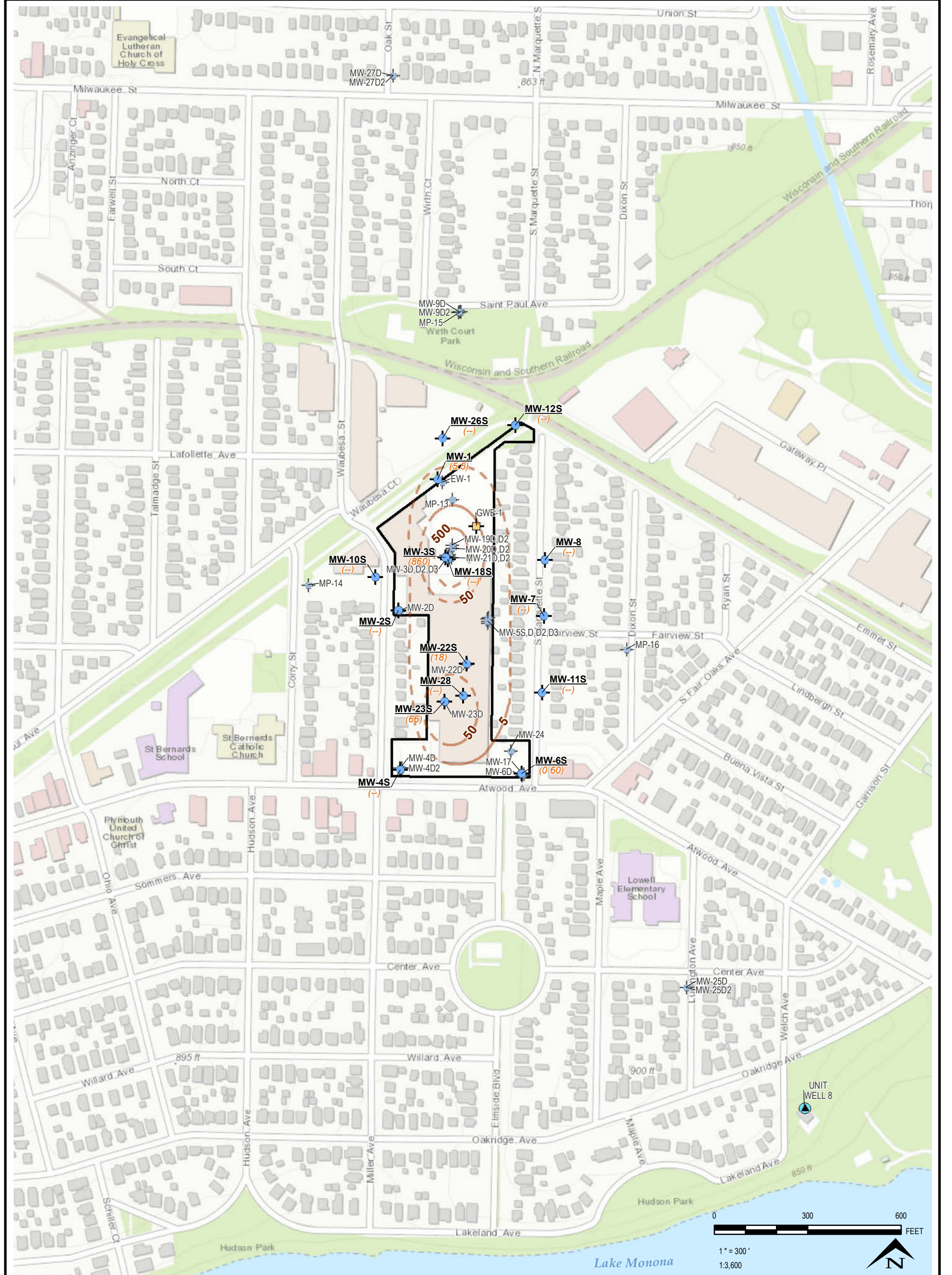
708 Heartland Trail
 Suite 3000
 Madison, WI 53717
 Phone: 608.826.3600

PROJECT: **MADISON-KIPP CORPORATION**
 201 WAUBESA STREET
 MADISON, WISCONSIN

TITLE: **TETRACHLOROETHENE (PCE) CONCENTRATIONS**
OCTOBER 2016

DRAWN BY: JPAPEZ
 CHECKED BY: LAUNER
 APPROVED BY: A STEHN
 DATE: MARCH 2017
 PROJ. NO.: 243950
 FILE: 243950-2016S2-007.mxd

FIGURE 7



LEGEND

- SITE PROPERTY BOUNDARY
- GROUNDWATER EXTRACTION WELL
- MONITORING WELL
- MUNICIPAL SUPPLY WELL
- (7.5) PCE CONCENTRATION [µg/L]
- (-) NOT SAMPLED
- PCE ISOCONCENTRATION CONTOUR (µg/L, DASHED WHERE INFERRED)

NOTES

1. BASE MAP FROM ESRI, "WORLD TOPOGRAPHIC MAP", WEB BASEMAP SERVICE LAYER.
2. WELLS SAMPLED BETWEEN OCT. 10-14, 2016. WELLS SHOWN IN GRAY ARE NOT PART OF THIS GROUNDWATER UNIT. WELLS IN UNIT BUT NOT SAMPLED WERE NOT PART OF 2016 MONITORING PLAN.
3. WATER TABLE ENCO UNTERED APPROXIMATELY 6-30 FT BGS, WITH SCREEN ELEVATIONS RANGING FROM 857 - 834 FT ABOVE MEAN SEA LEVEL.
4. HISTORICAL DATA WAS USED IN CONJUNCTION WITH OCTOBER 2016 DATA FOR CONTOUR INTERPRETATION.



708 Heartland Trail
 Suite 3000
 Madison, WI 53717
 Phone: 608.826.3600

PROJECT:

MADISON-KIPP CORPORATION
 201 WAUBESA STREET
 MADISON, WISCONSIN

TITLE:

WATER TABLE
TETRACHLOROETHENE (PCE) ISOCONCENTRATIONS
OCTOBER 2016

DRAWN BY: JPAPEZ

CHECKED BY: LAUNER

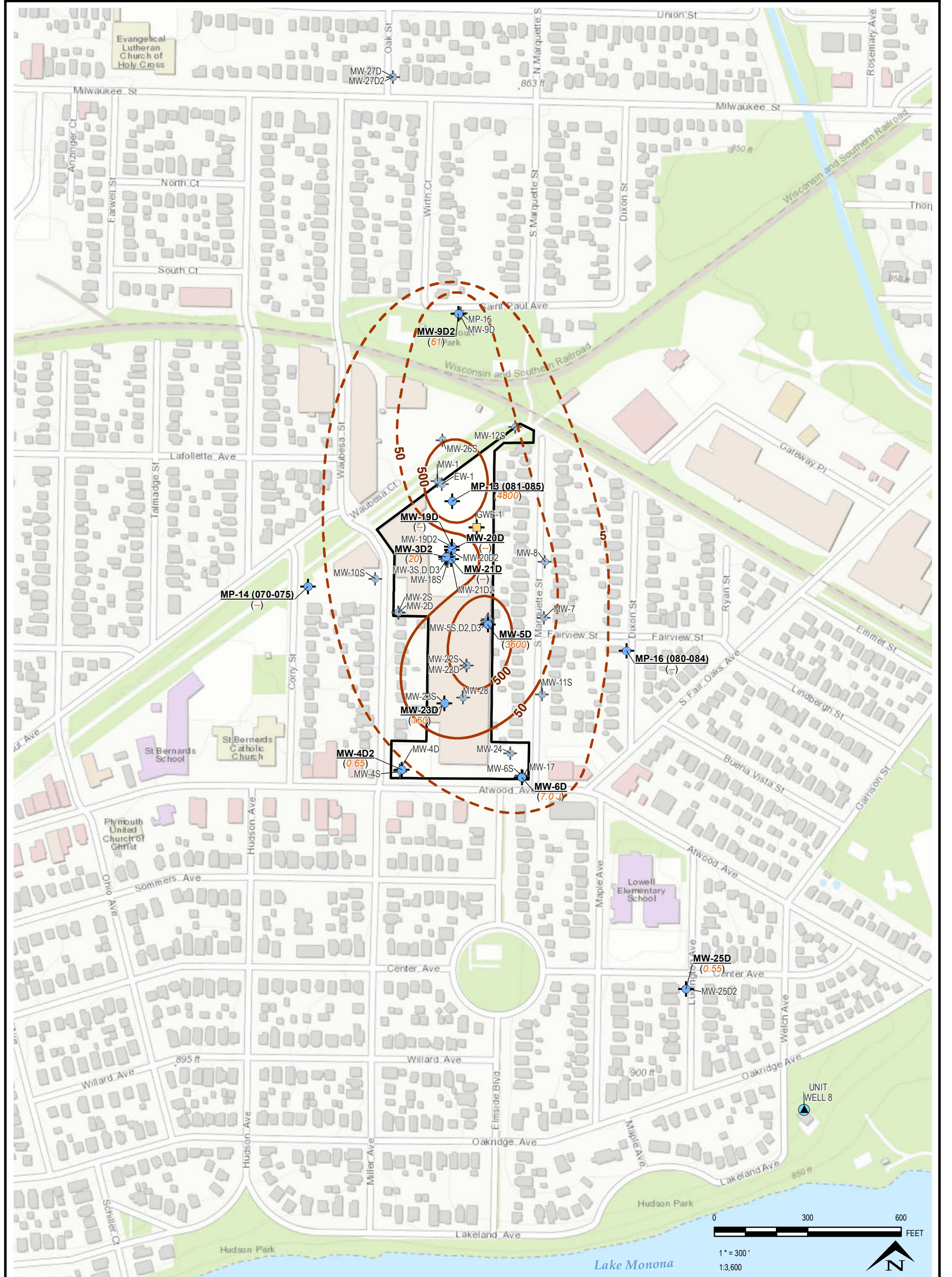
APPROVED BY: T OCONNELL

DATE: MARCH 2017

PROJ. NO.: 243950

FILE: 243950-2016S2-008.mxd

FIGURE 8



LEGEND

- | | | | |
|--|-----------------------------|--|--|
| | SITE PROPERTY BOUNDARY | | PCE CONCENTRATION [µg/L] |
| | GROUNDWATER EXTRACTION WELL | | ESTIMATED VALUE (DETECTED BELOW REPORTING LIMIT) |
| | MONITORING WELL | | NOT SAMPLED |
| | MUNICIPAL SUPPLY WELL | | PCE ISOCONCENTRATION CONTOUR (µg/L, DASHED WHERE INFERRED) |

NOTES

1. BASE MAP FROM ESRI, "WORLD TOPOGRAPHIC MAP", WEB BASEMAP SERVICE LAYER.
2. WELLS SAMPLED BETWEEN OCT.10-14, 2016. WELLS SHOWN IN GRAY ARE NOT PART OF THIS GROUNDWATER UNIT. WELLS IN UNIT BUT NOT SAMPLED WERE NOT PART OF 2016 MONITORING PLAN.
3. THE LOWER LONE ROCK FORMATION IS INTERPRETED TO BE FROM APPROXIMATELY 65-100 FEET BELOW GROUND SURFACE (818-781) FEET ABOVE MEAN SEA LEVEL).



708 Heartland Trail
 Suite 3000
 Madison, WI 53717
 Phone: 608.826.3600

PROJECT:

MADISON-KIPP CORPORATION
 201 WAUBESA STREET
 MADISON, WISCONSIN

TITLE:

LOWER LONE ROCK FORMATION
TETRACHLOROETHENE (PCE) ISOCONCENTRATIONS
OCTOBER 2016

DRAWN BY: JPAPEZ

CHECKED BY: LAUNER

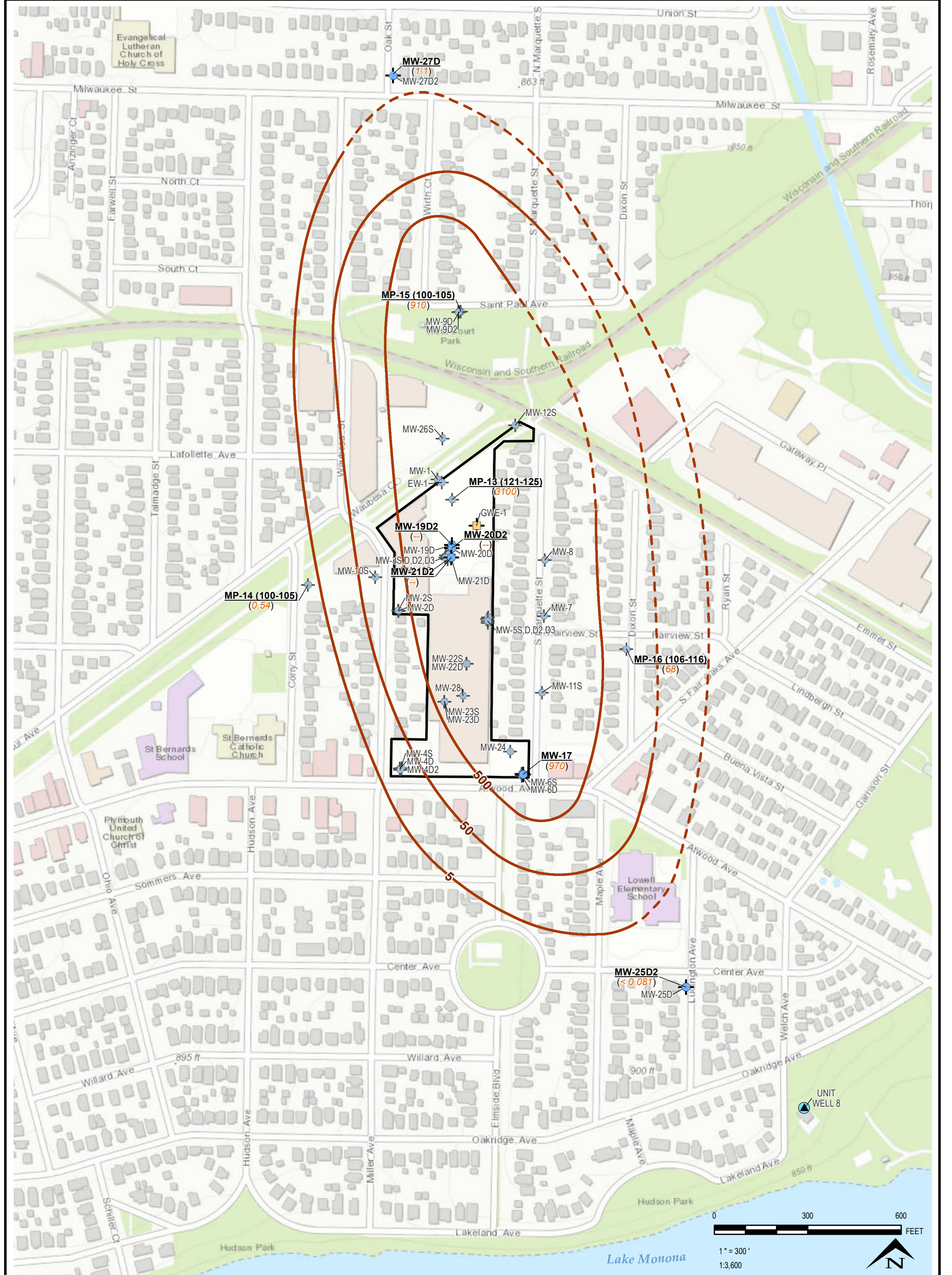
APPROVED BY: T OCONNELL

DATE: MARCH 2017

PROJ. NO.: 243950

FILE: 243950-2016S2-009.mxd

FIGURE 9



LEGEND

- SITE PROPERTY BOUNDARY
- GROUNDWATER EXTRACTION WELL
- MONITORING WELL
- MUNICIPAL SUPPLY WELL
- (7.5) PCE CONCENTRATION [µg/L]
- (-) NOT SAMPLED
- PCE ISOCONCENTRATION CONTOUR (µg/L, DASHED WHERE INFERRED)

NOTES

1. BASE MAP FROM ESRI, "WORLD TOPOGRAPHIC MAP", WEB BASEMAP SERVICE LAYER.
2. WELLS SAMPLED BETWEEN OCT.10-14, 2016. WELLS SHOWN IN GRAY ARE NOT PART OF THIS GROUNDWATER UNIT. WELLS IN UNIT BUT NOT SAMPLED WERE NOT PART OF 2016 MONITORING PLAN.
3. THE UPPER WONEWOC FORMATION IS INTERPRETED TO BE FROM APPROXIMATELY 87 – 139 FEET BELOW GROUND SURFACE (767 – 690 FEET ABOVE MEAN SEA LEVEL).



708 Heartland Trail
 Suite 3000
 Madison, WI 53717
 Phone: 608.826.3600

PROJECT:

**MADISON-KIPP CORPORATION
 201 WAUBESA STREET
 MADISON, WISCONSIN**

TITLE:

**UPPER WONEWOC FORMATION
 TETRACHLOROETHENE (PCE) ISOCONCENTRATIONS
 OCTOBER 2016**

DRAWN BY: JPAPEZ

CHECKED BY: LAUNER

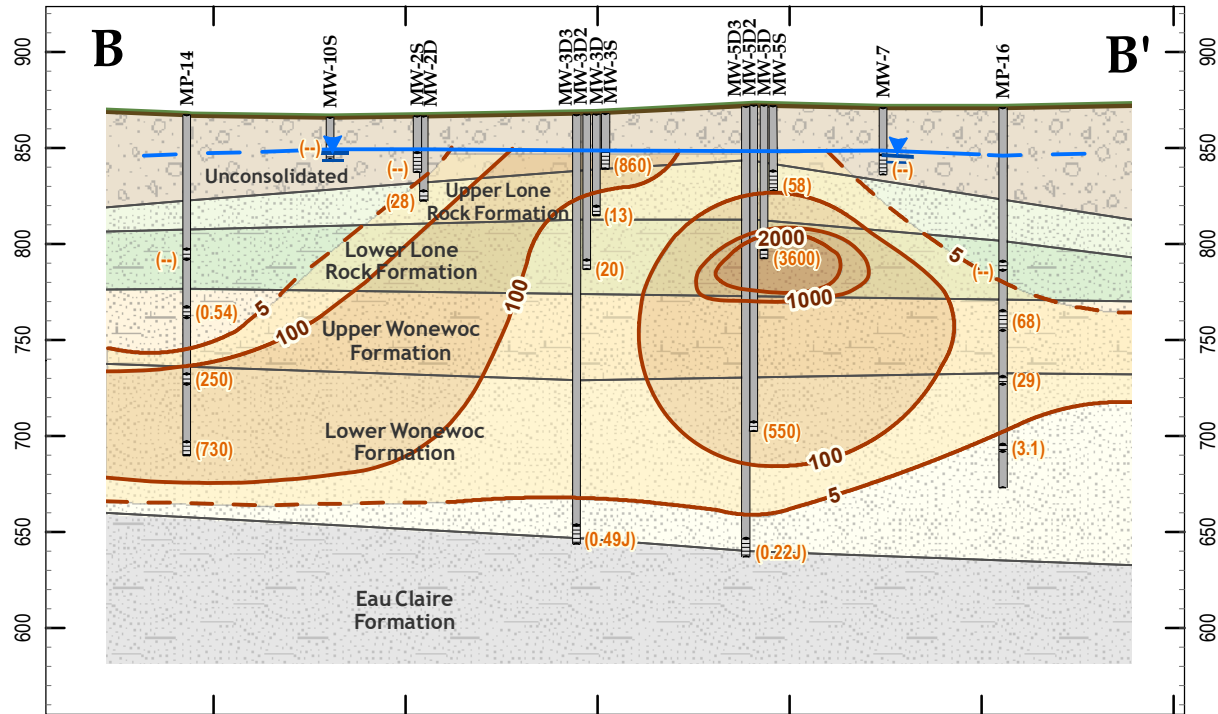
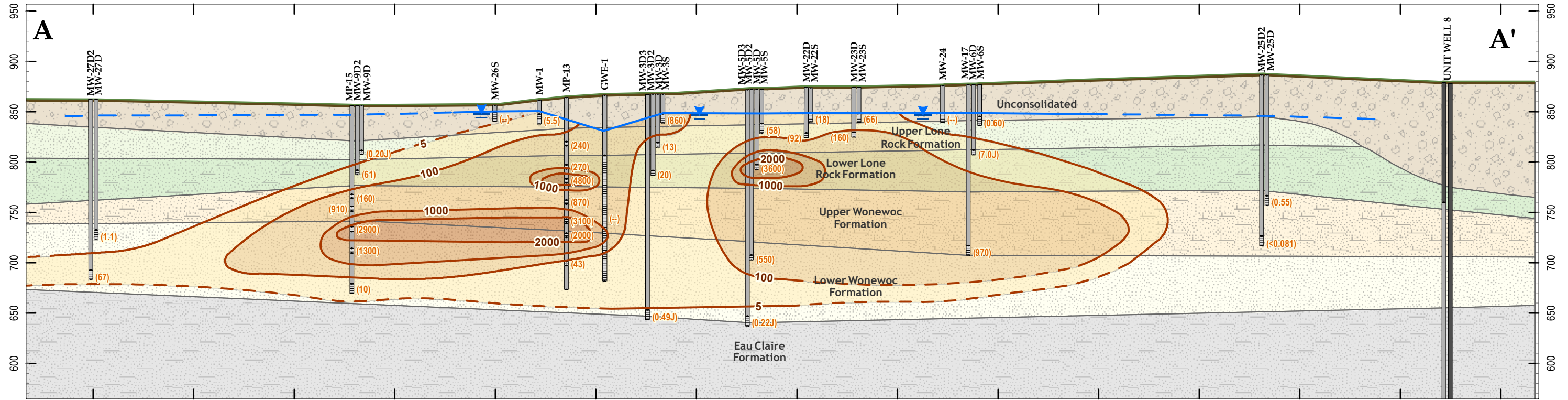
APPROVED BY: T OCONNELL

DATE: MARCH 2017

PROJ. NO.: 243950

FILE: 243950-2016S2-010.mxd

FIGURE 10

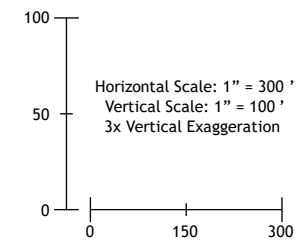


LEGEND

- WELL CONSTRUCTION
- WELL RISER
 - WELL CASING
 - WELL SCREEN
 - WATER TABLE ELEVATION
- PCE CONCENTRATIONS IN GROUNDWATER (DASHED WHERE INFERRED)
- < 5 µg/L
 - 5 - <100 µg/L
 - 100 - <1000 µg/L
 - 1000 - <2000 µg/L
 - 2000 - 5000 µg/L
- (550) PCE CONCENTRATION [µg/L]
 (-) NOT SAMPLED
 J ESTIMATED RESULT (LESS THAN QUANTITATION LIMIT)

NOTES

1. SEE FIGURE 2 FOR PLAN VIEW CROSS SECTION LOCATIONS.
2. WELLS SAMPLED BETWEEN OCT. 10-14, 2016.
3. FEATURES SHOWN ARE APPROXIMATE







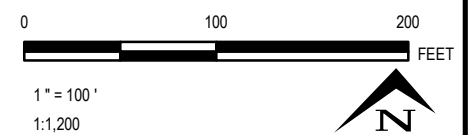
PROJECT:		MADISON-KIPP CORPORATION 201 WAUBESA STREET MADISON, WISCONSIN	
TITLE: GEOLOGIC CROSS SECTIONS A-A' AND B-B' TETRACHLOROETHENE (PCE) CONCENTRATIONS - OCTOBER 2016			
DRAWN BY:	J PAPEZ	PROJ NO.:	243950
CHECKED BY:	L AUNER	FIGURE 11	
APPROVED BY:	T O'CONNELL		
DATE:	MARCH 2017		
		708 Heartland Trail, Suite 3000 Madison, WI 53717 Phone: 608.826.3600 www.trcsolutions.com	
FILE NO.:	243950-2016S2-011.mxd		



BASE MAP FROM ESRI, "WORLD IMAGERY" WEB BASEMAP SERVICE LAYER.
 PARCELS FROM WI SCO.

LEGEND

-  SITE PROPERTY BOUNDARY
-  SOIL EXTRACTION WELL
-  VAPOR MONITORING POINT
-  VAPOR MONITORING POINT (LOST)



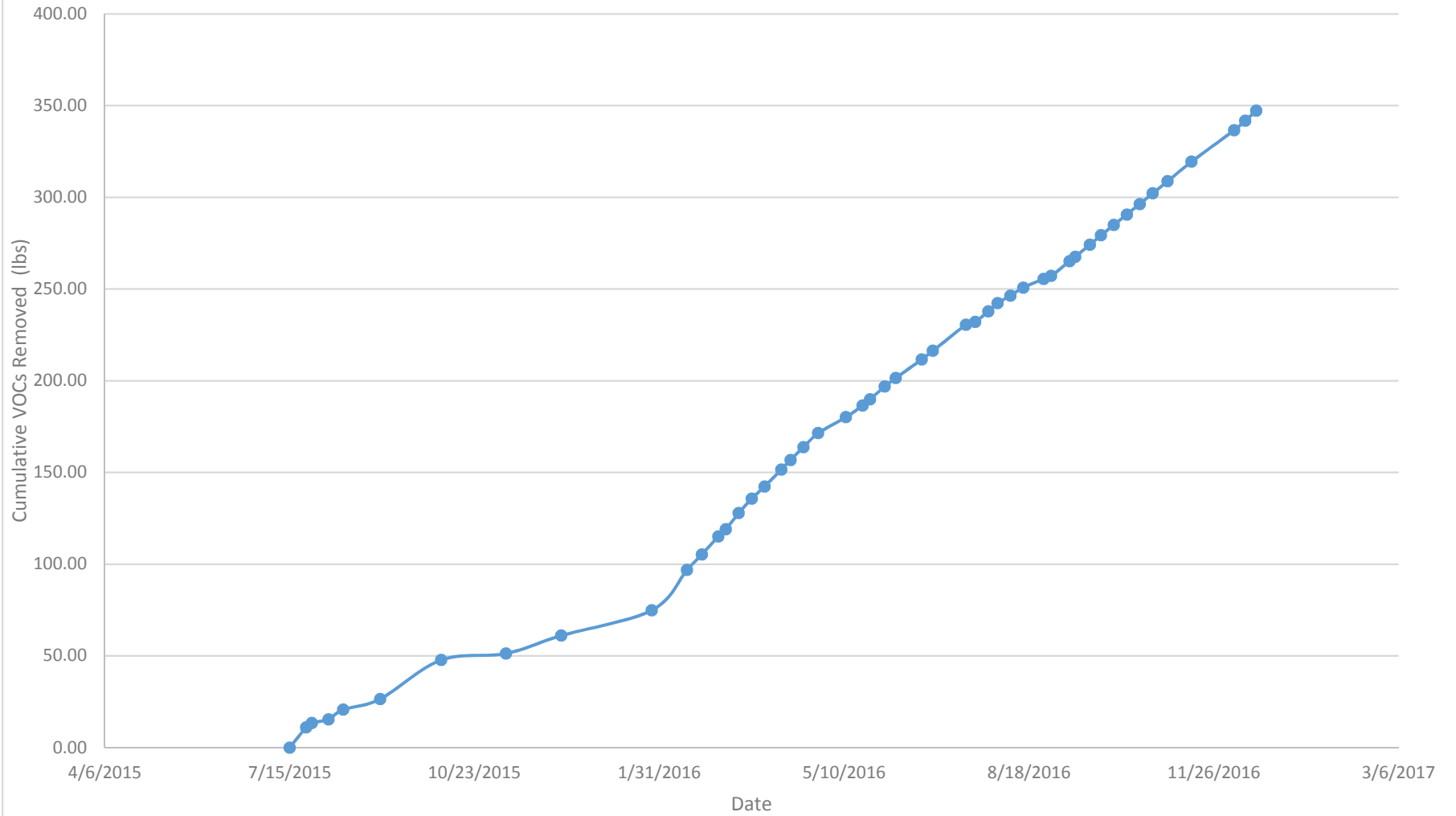

708 Heartland Trail
 Suite 3000
 Madison, WI 53717
 Phone: 608.826.3600

PROJECT:	MADISON-KIPP CORPORATION 201 WAUBESA STREET MADISON, WISCONSIN
TITLE:	SOIL VAPOR EXTRACTION WELL AND VAPOR MONITORING POINT LOCATION MAP

DRAWN BY:	JPAPEZ
CHECKED BY:	LAUNER
APPROVED BY:	ASTEHN
DATE:	MARCH 2017
PROJ. NO.:	243950
FILE:	243950-2016S2-012.mxd
FIGURE 12	

Appendix A Trend Plots

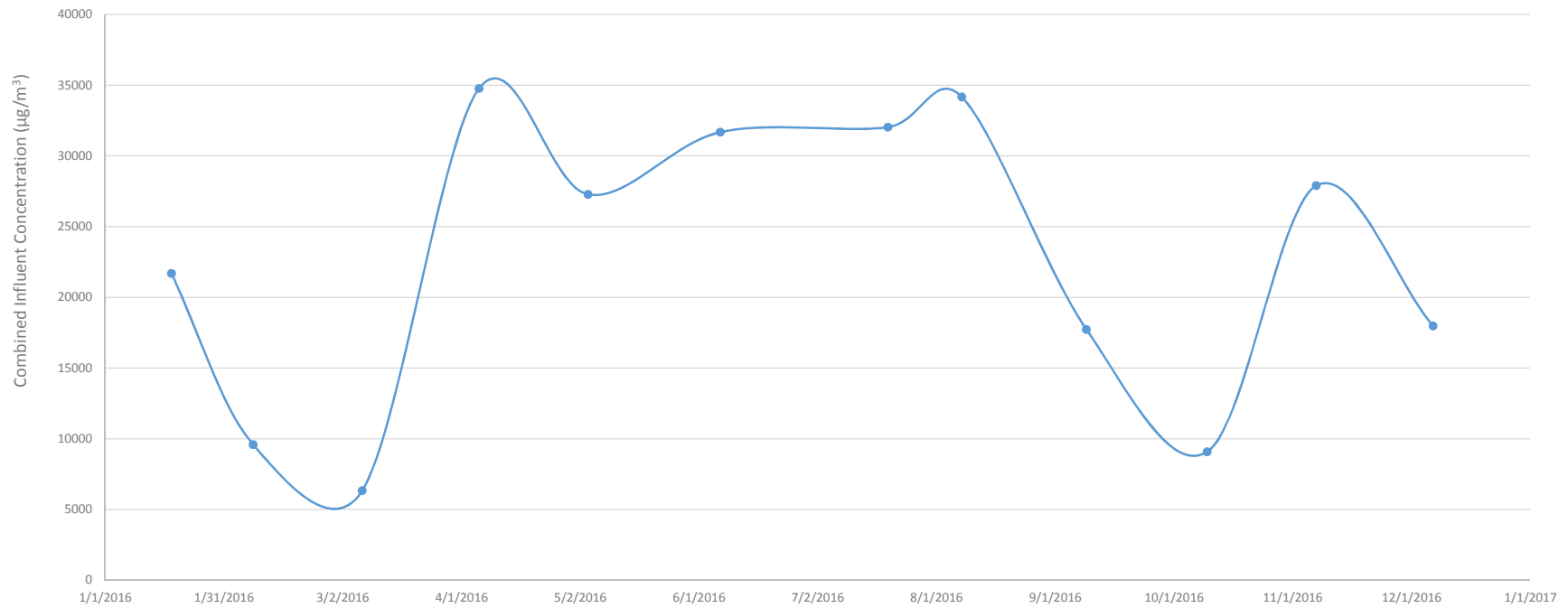
Trend Plot A.1
Groundwater Extraction System Operation
Cumulative Volatile Organic Compounds (VOCs) Removed
Madison Kipp Corporation
201 Waubesa Street
Madison, Wisconsin



Trend Plot A.2
PCE Concentration in GWE-1
Madison Kipp Corporation
201 Waubesa Street
Madison, Wisconsin



Trend Plot A.3
GETS and SVE Combined Gas Influent Sampling Results - Total VOCs
Madison Kipp Corporation
201 Waubesa Street
Madison, Wisconsin



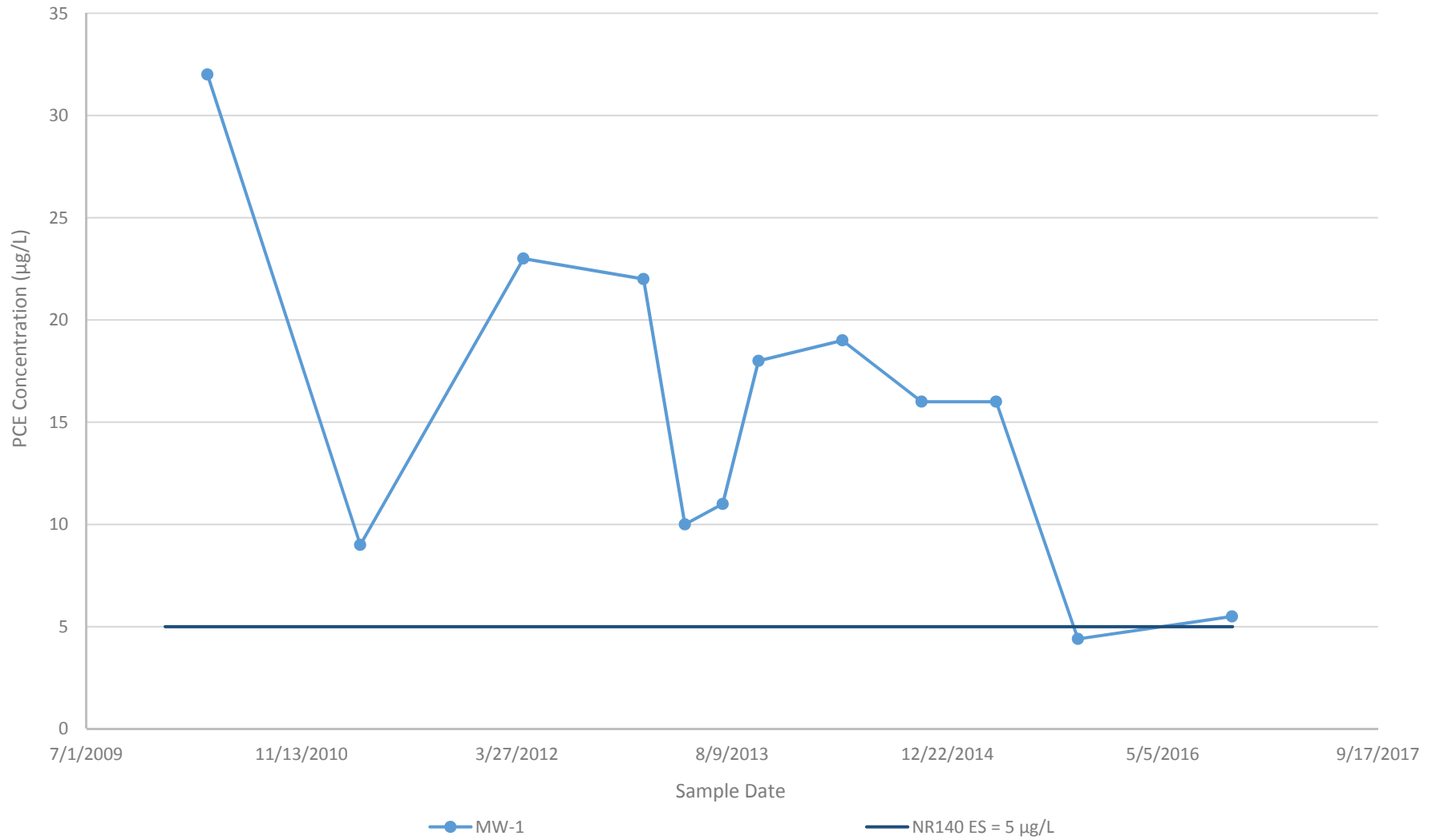
Notes:

SVE = Soil Vapor Extraction
GETS = Groundwater Extraction and Treatment System
µg/m³ = micrograms per cubic meter
VOCs = Volatile Organic Compounds

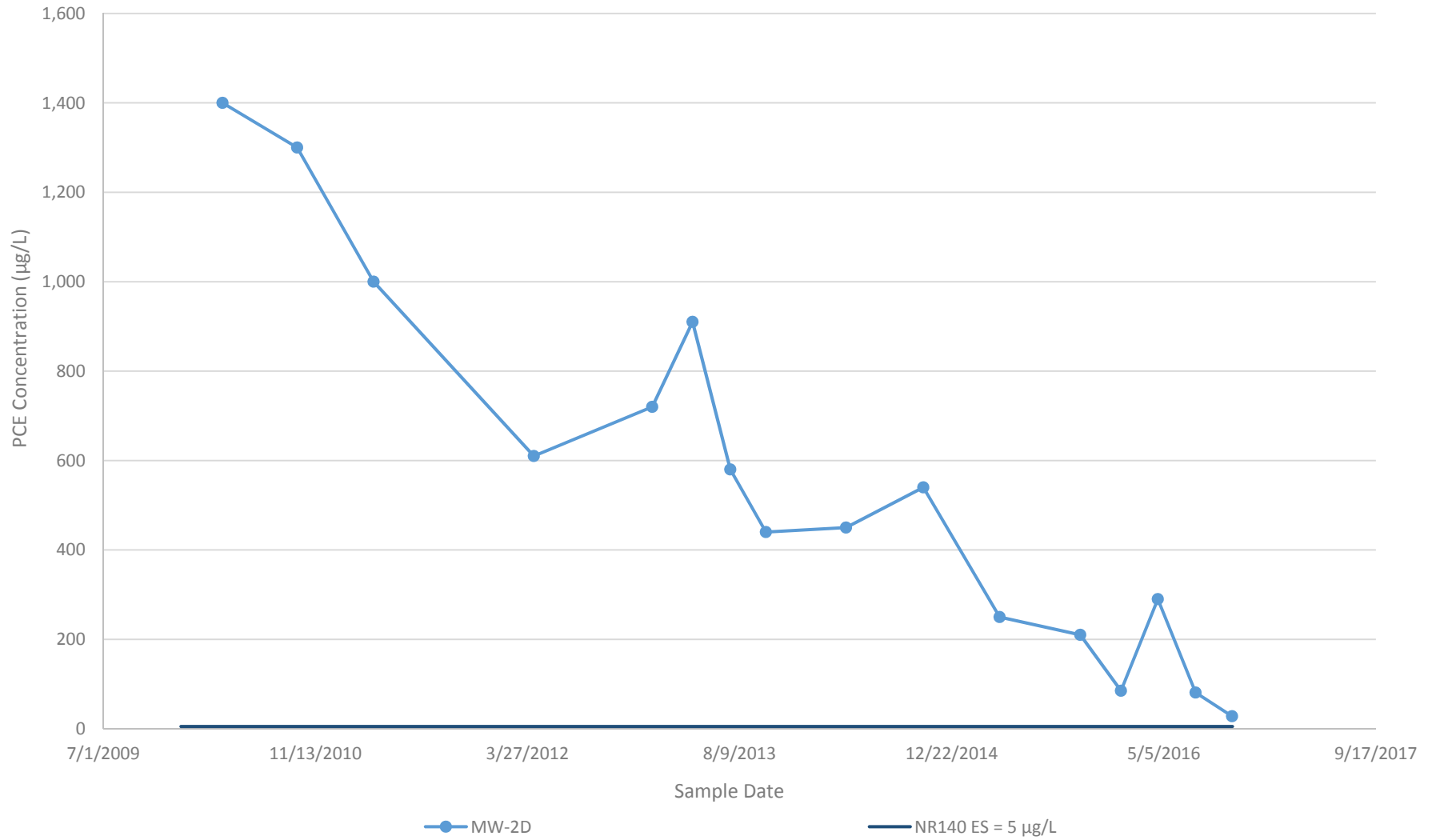
The graph represents the influent samples collected from the combined SVE and GETS between January 2016 and December 2016.

Total VOCs were calculated based on analytes reported above and below the method reporting limits. For detected analytes, the reported concentrations were used. For all other analytes detected below the method reporting limit, half of the reporting limit was used.

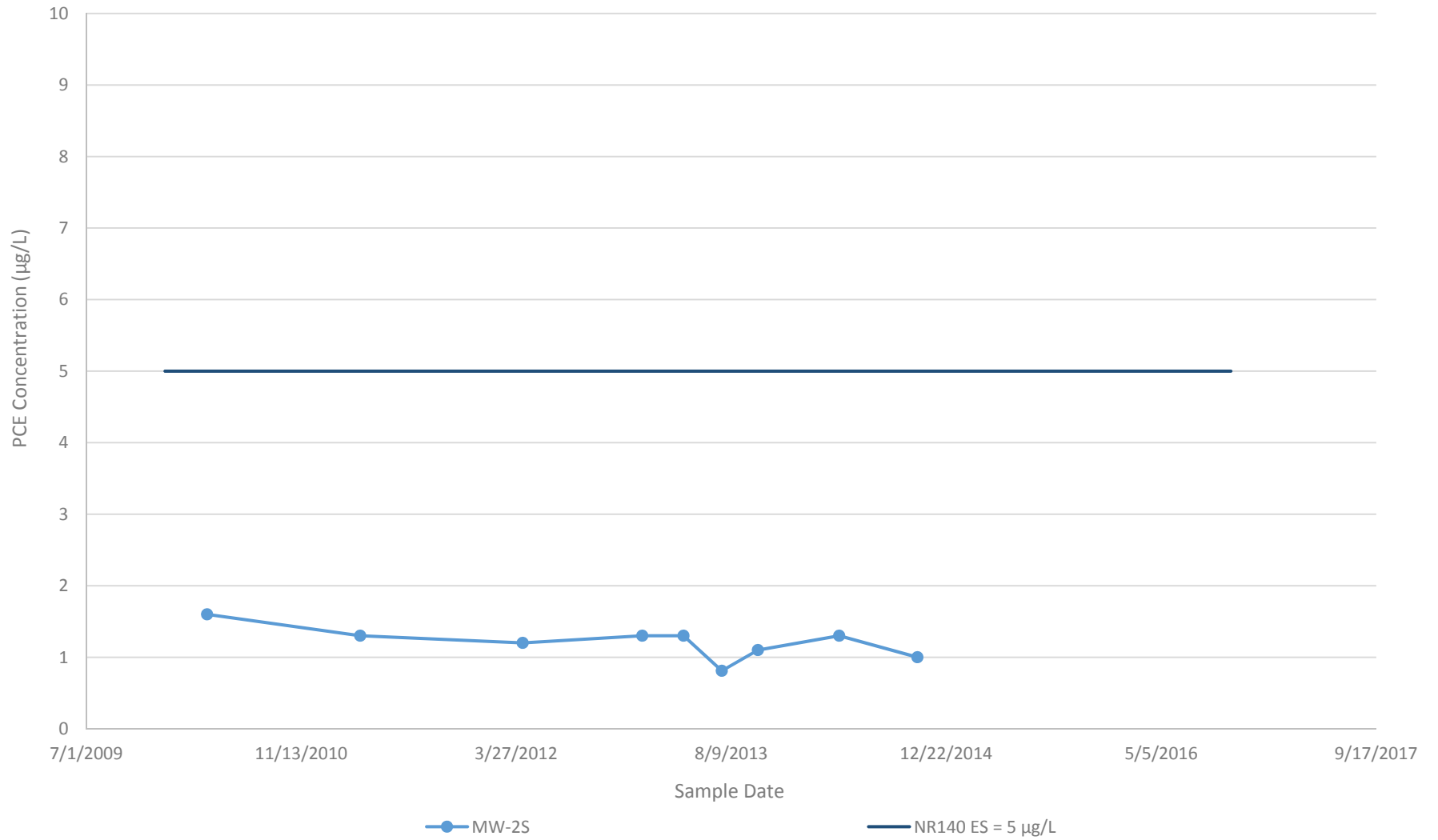
Trend Plot A.4
PCE Concentration in MW-1
Madison Kipp Corporation
201 Waubesa Street
Madison, Wisconsin



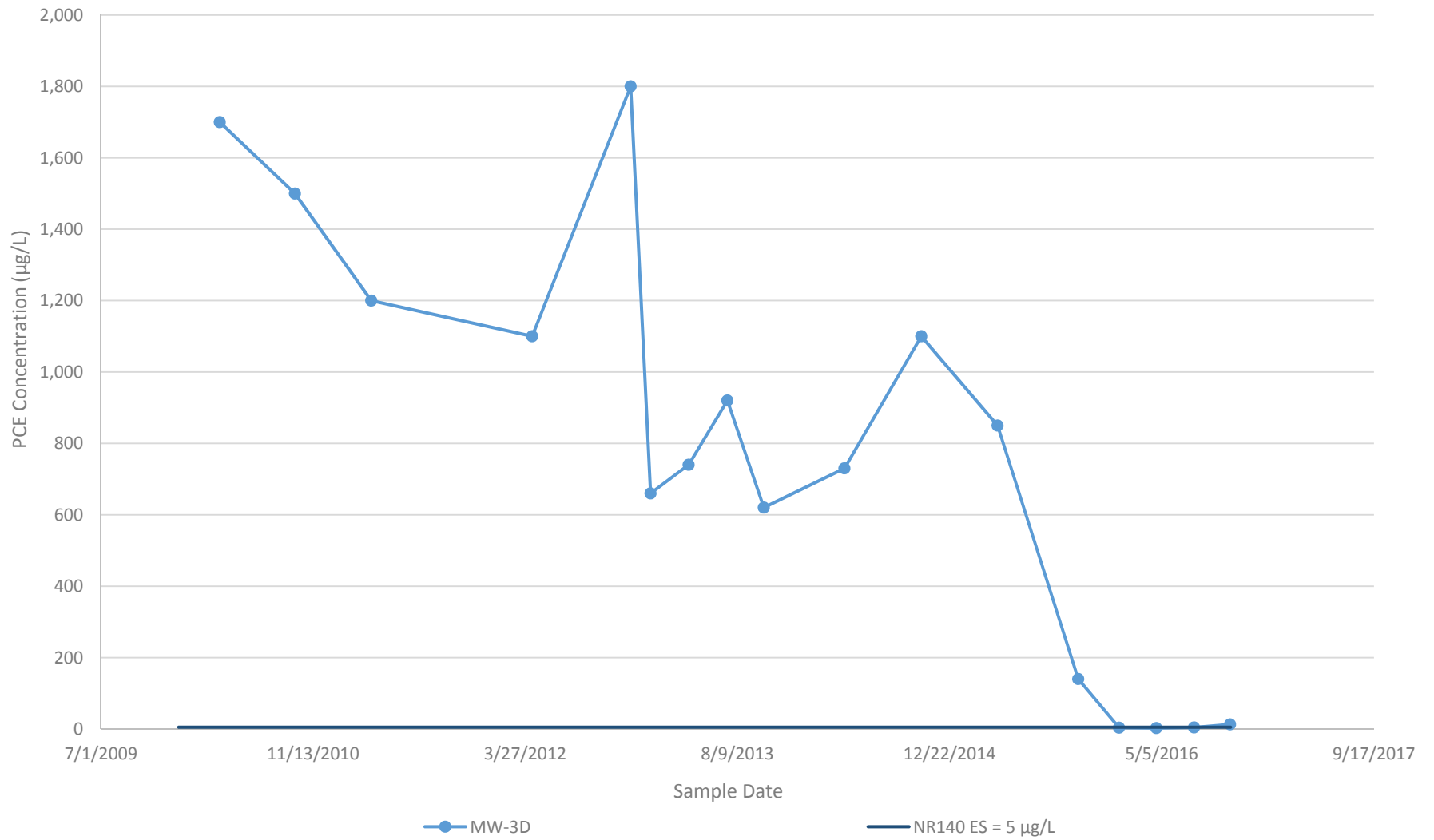
Trend Plot A.5
PCE Concentration in MW-2D
Madison Kipp Corporation
201 Waubesa Street
Madison, Wisconsin



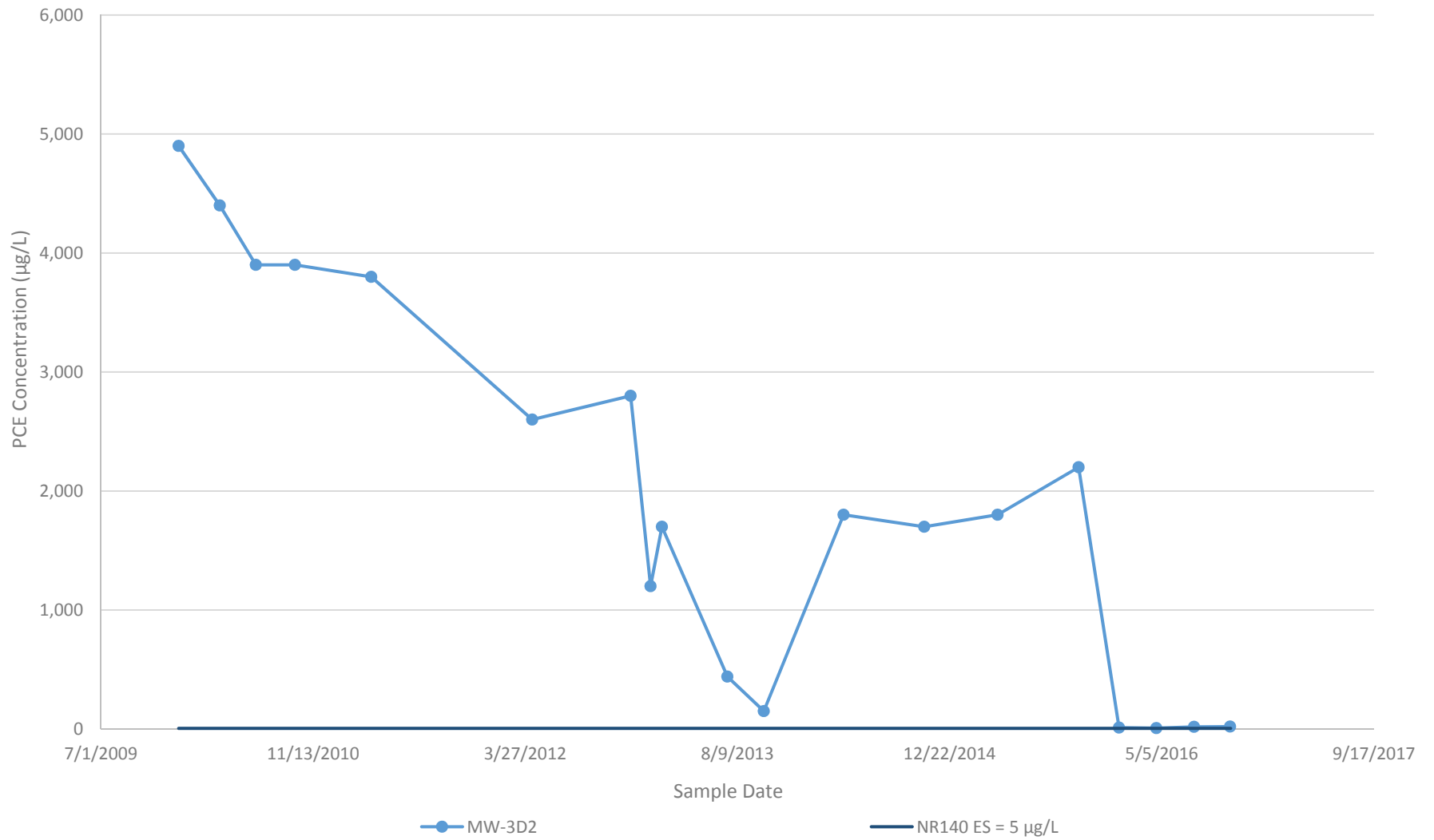
Trend Plot A.6
PCE Concentration in MW-2S
Madison Kipp Corporation
201 Waubesa Street
Madison, Wisconsin



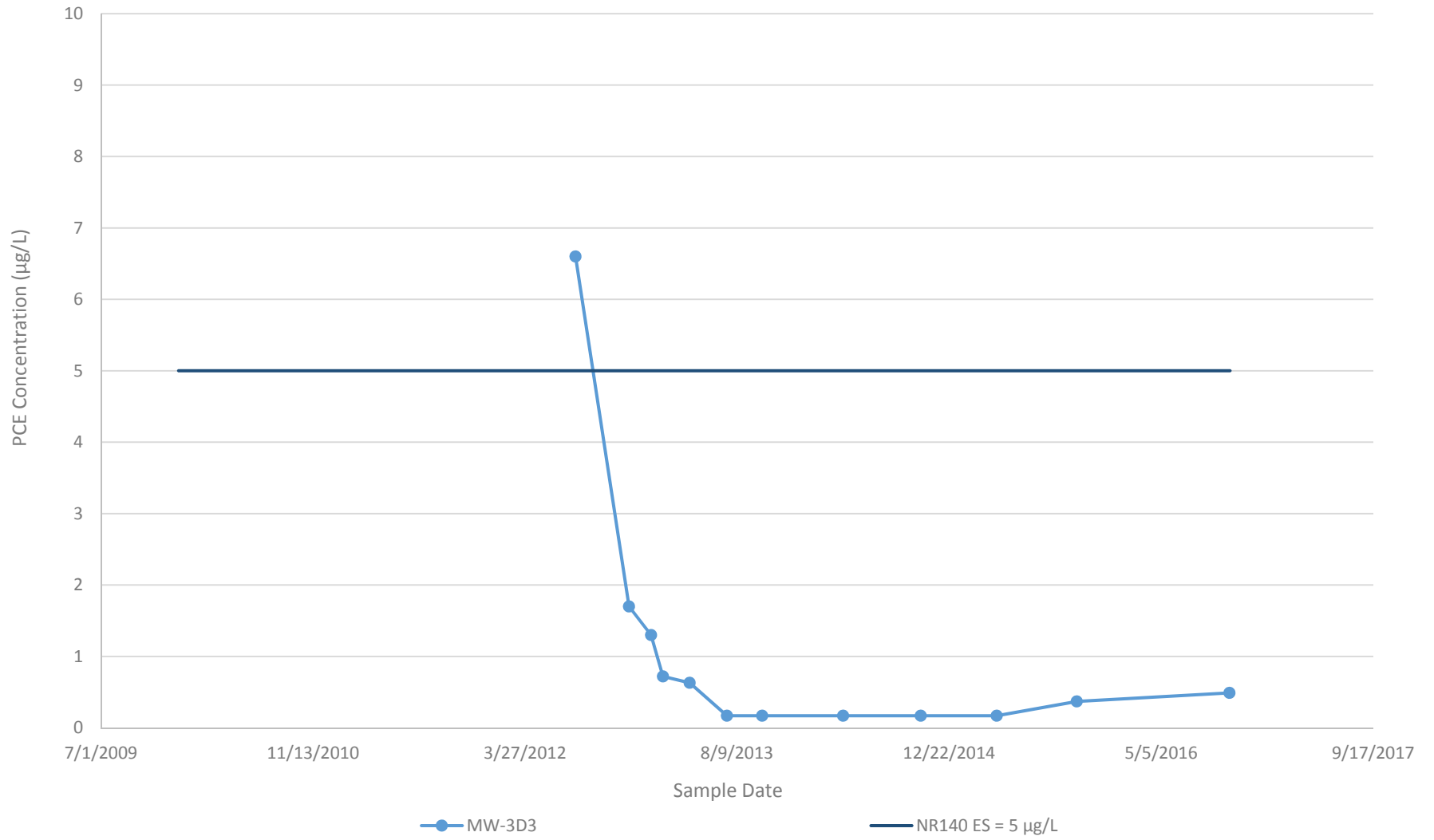
Trend Plot A.7
PCE Concentration in MW-3D
Madison Kipp Corporation
201 Waubesa Street
Madison, Wisconsin



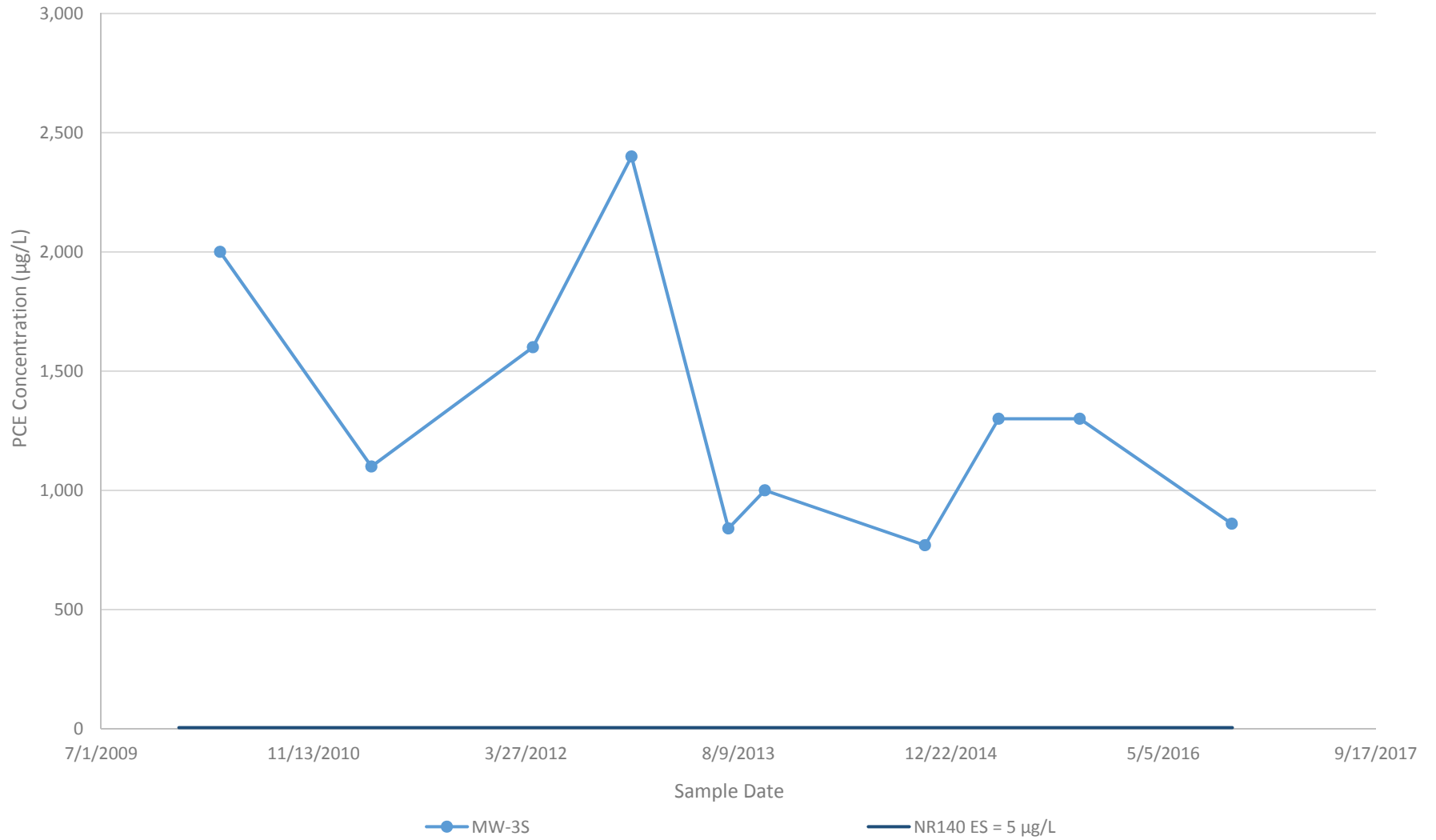
Trend Plot A.8
PCE Concentration in MW-3D2
Madison Kipp Corporation
201 Waubesa Street
Madison, Wisconsin



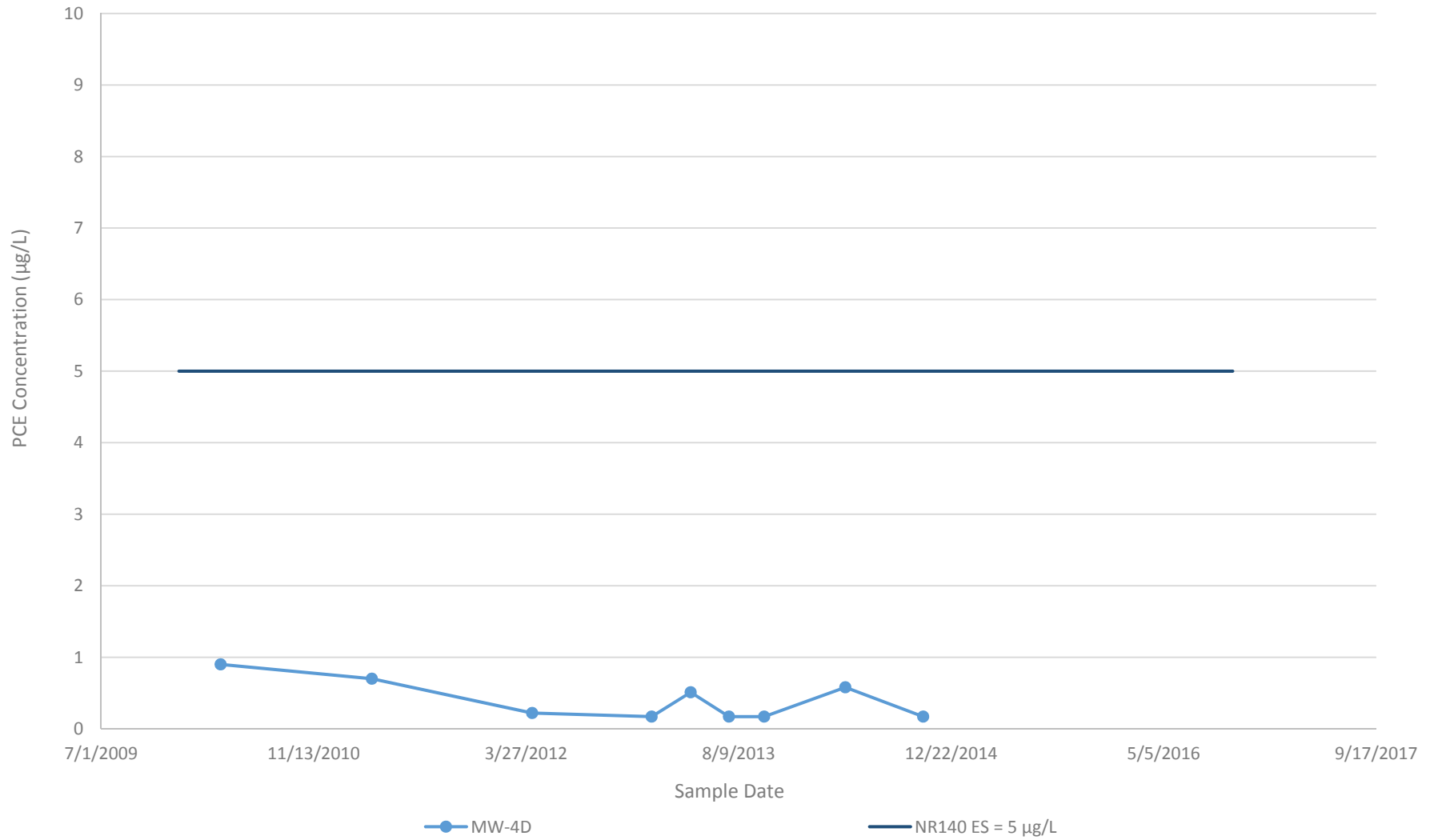
Trend Plot A.9
PCE Concentration in MW-3D3
Madison Kipp Corporation
201 Waubesa Street
Madison, Wisconsin



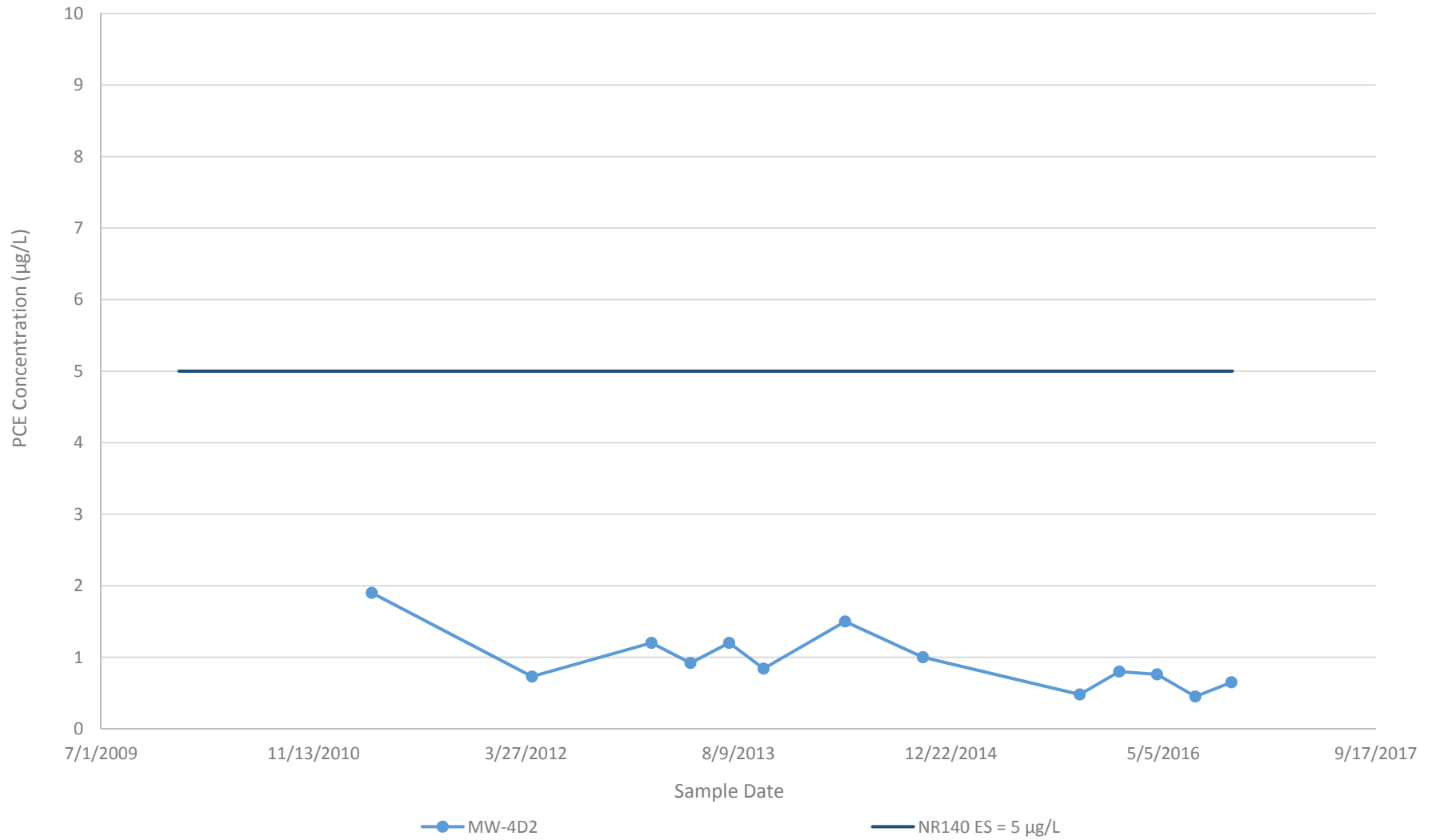
Trend Plot A.10
PCE Concentration in MW-3S
Madison Kipp Corporation
201 Waubesa Street
Madison, Wisconsin



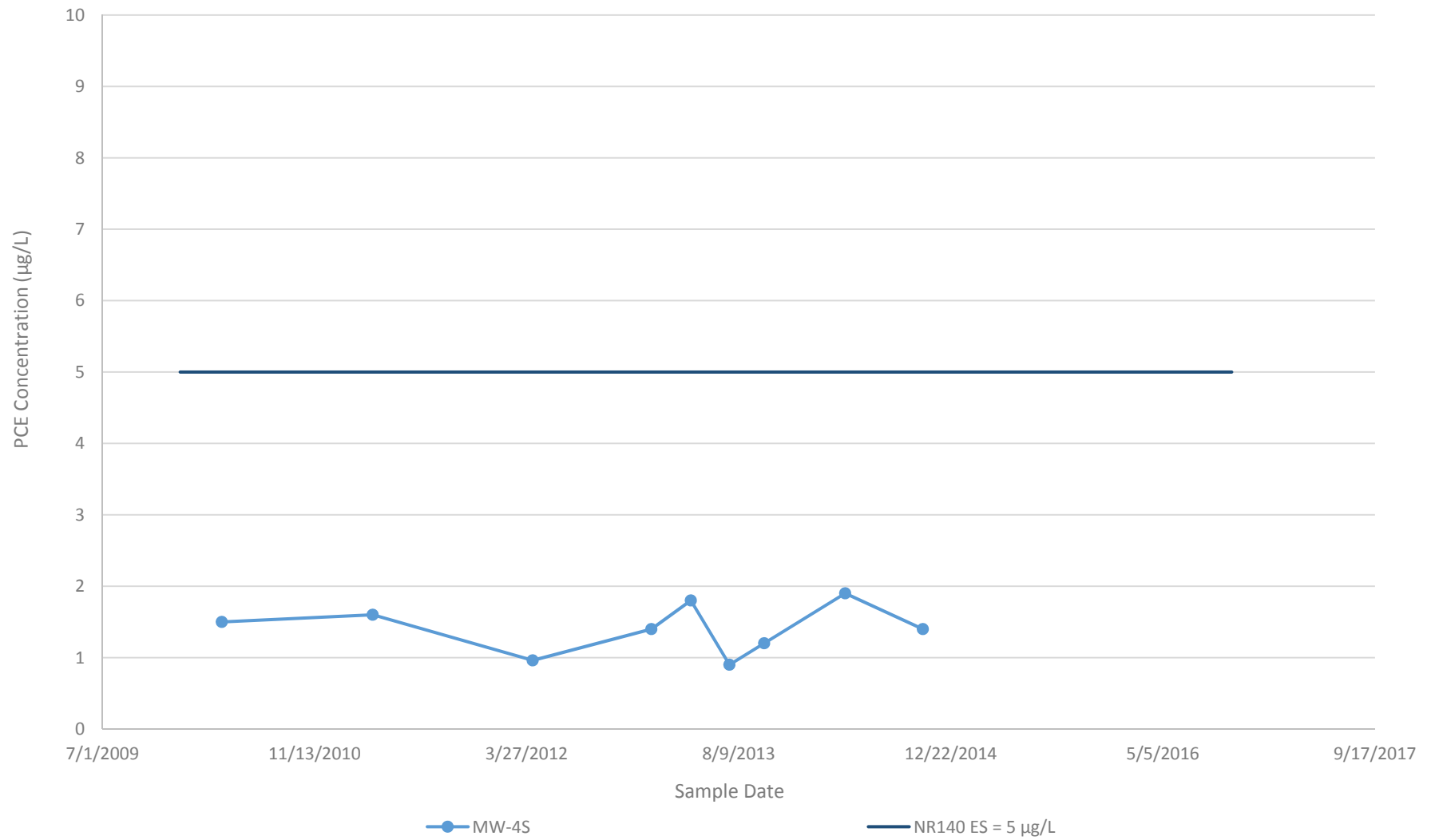
Trend Plot A.11
PCE Concentration in MW-4D
Madison Kipp Corporation
201 Waubesa Street
Madison, Wisconsin



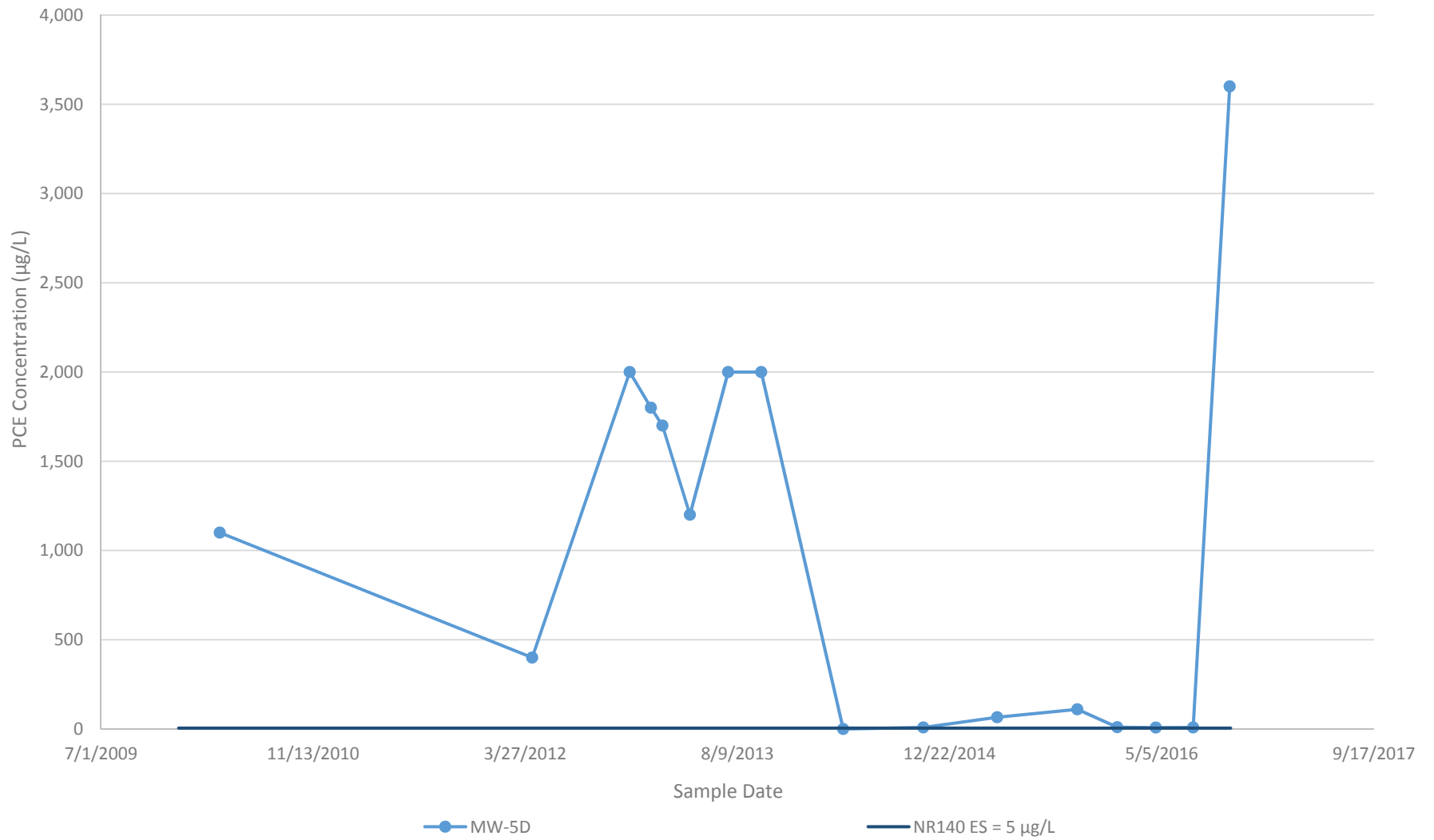
Trend Plot A.12
PCE Concentration in MW-4D2
Madison Kipp Corporation
201 Waubesa Street
Madison, Wisconsin



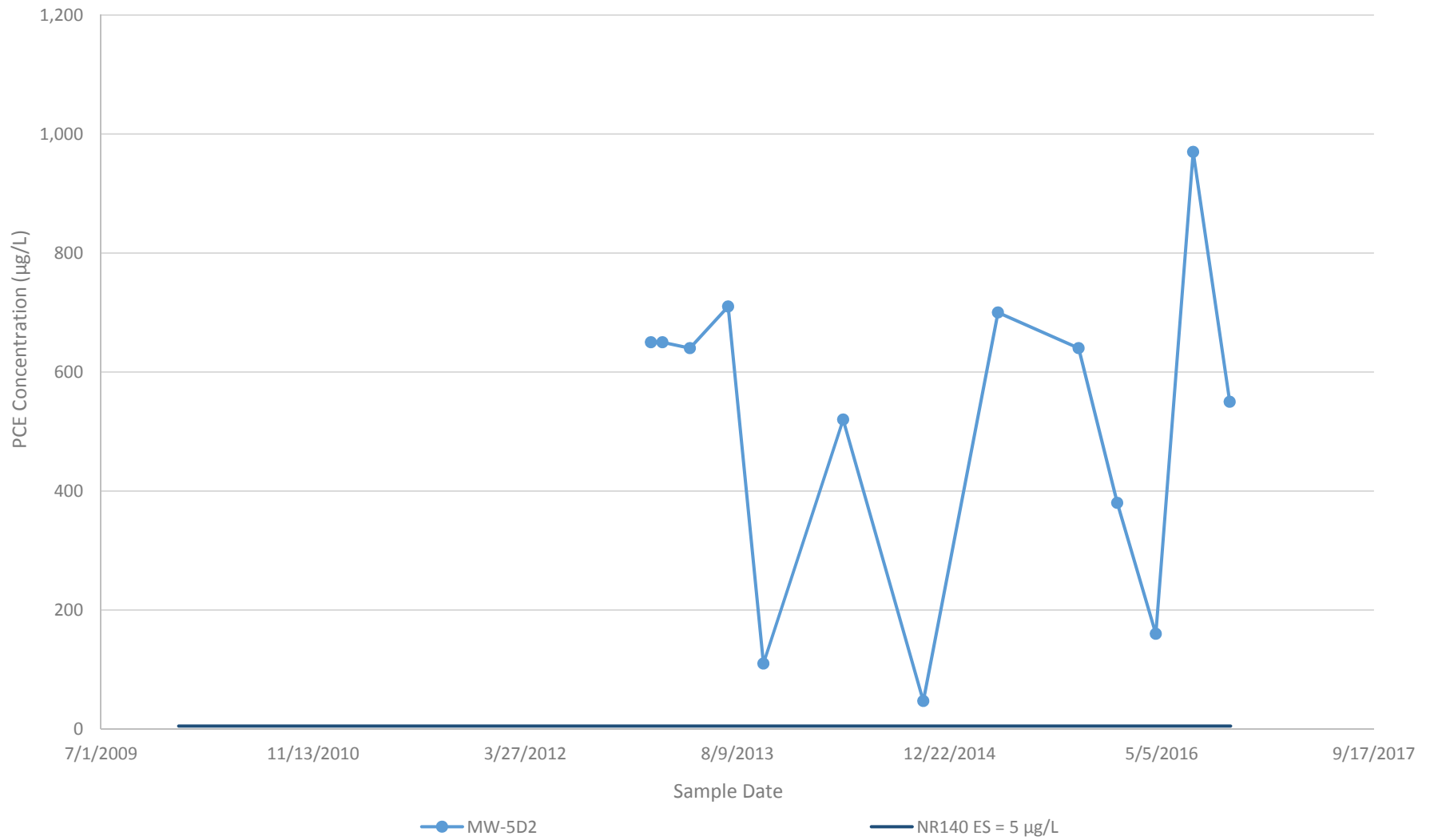
Trend Plot A.13
PCE Concentration in MW-4S
Madison Kipp Corporation
201 Waubesa Street
Madison, Wisconsin



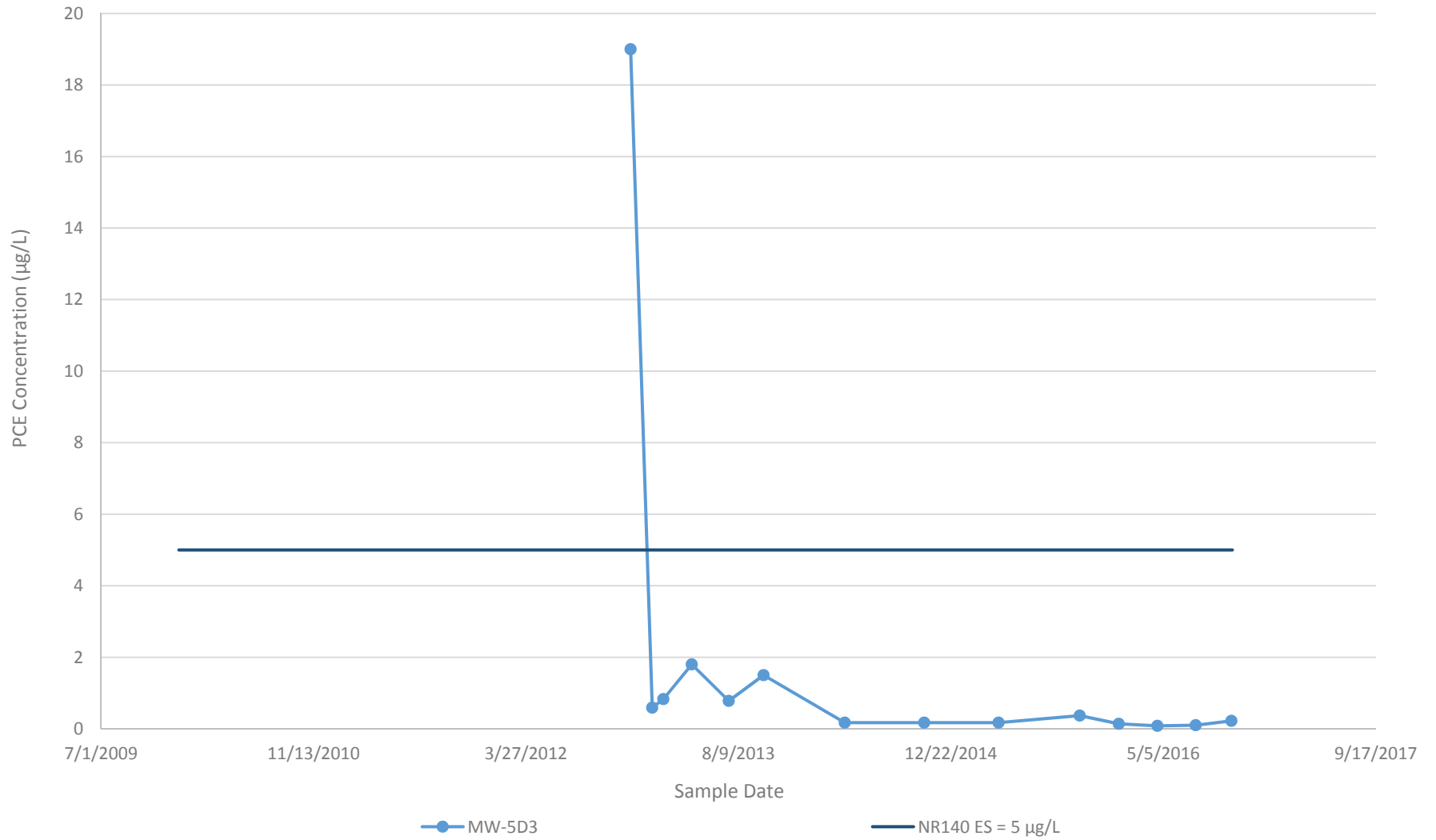
Trend Plot A.14
PCE Concentration in MW-5D
Madison Kipp Corporation
201 Waubesa Street
Madison, Wisconsin



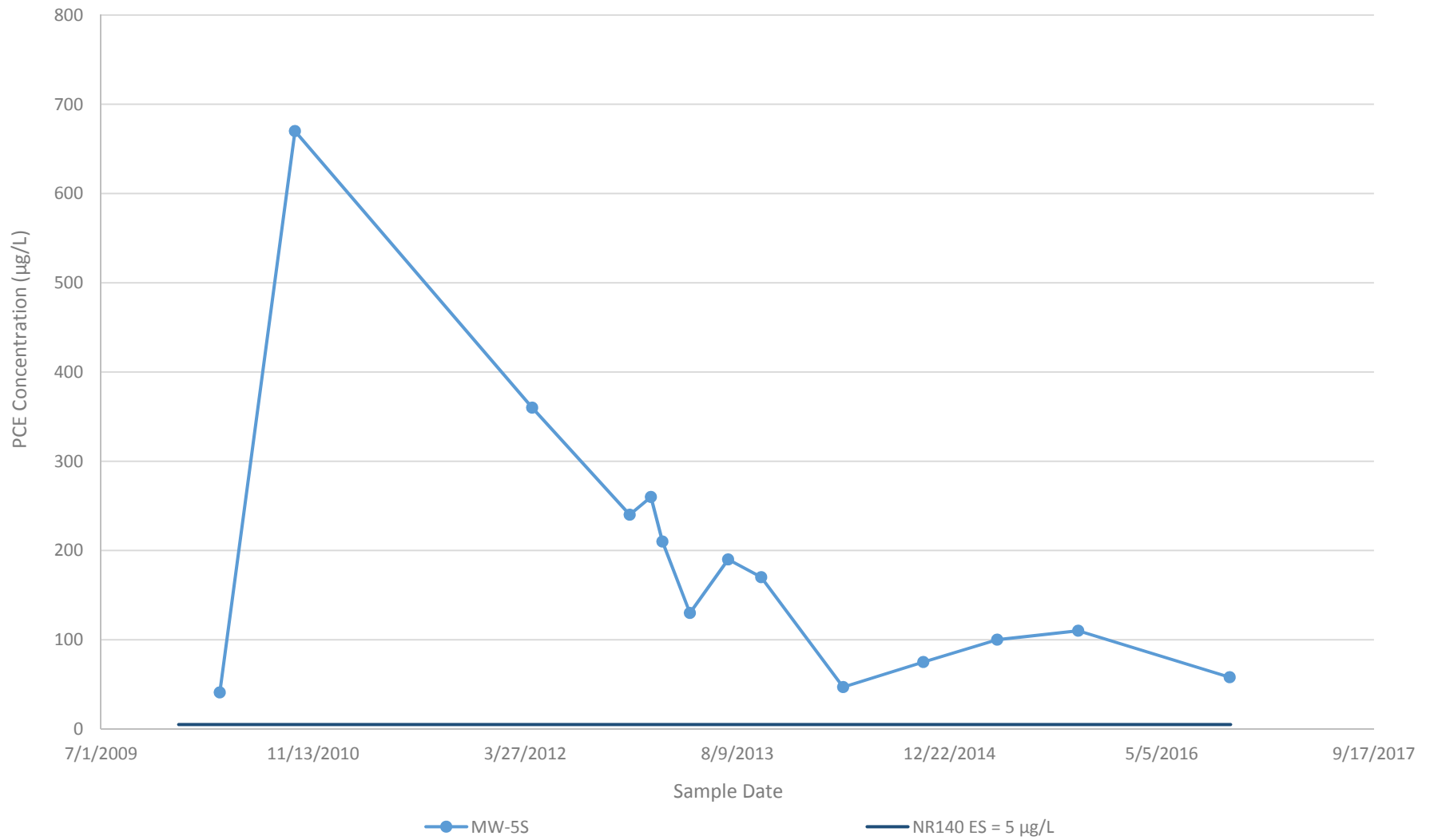
Trend Plot A.15
PCE Concentration in MW-5D2
Madison Kipp Corporation
201 Waubesa Street
Madison, Wisconsin



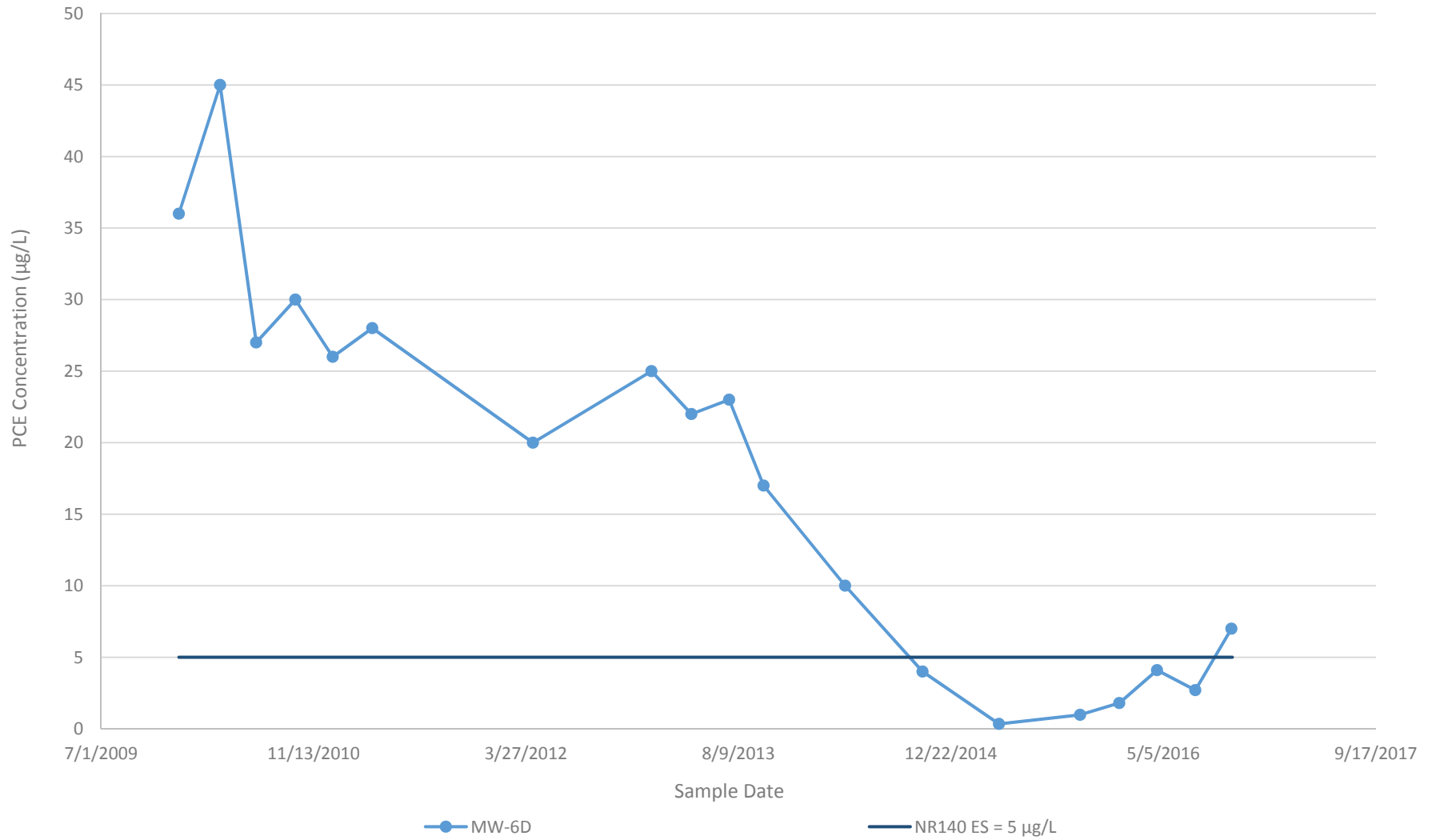
Trend Plot A.16
PCE Concentration in MW-5D3
Madison Kipp Corporation
201 Waubesa Street
Madison, Wisconsin



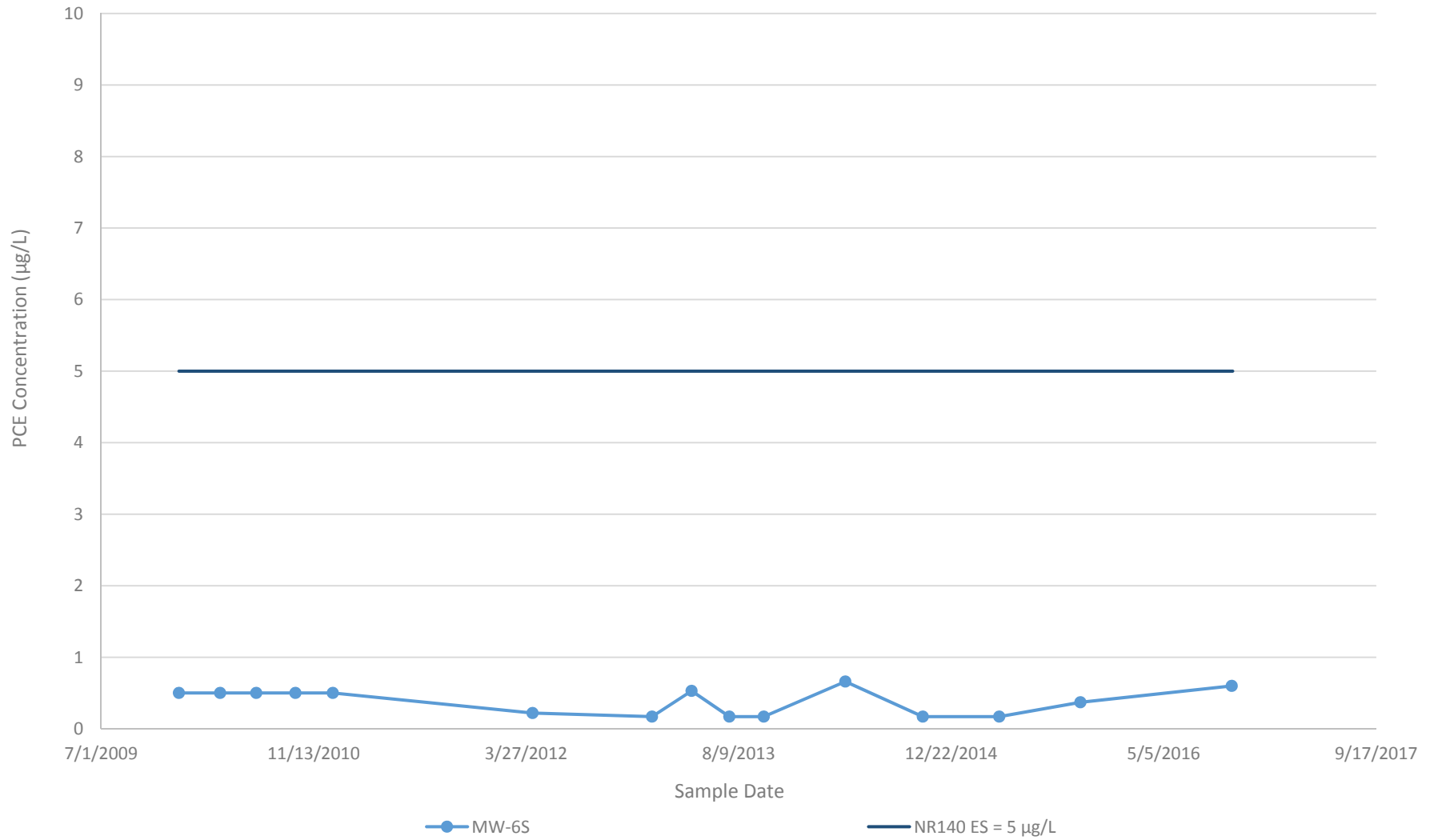
Trend Plot A.17
PCE Concentration in MW-5S
Madison Kipp Corporation
201 Waubesa Street
Madison, Wisconsin



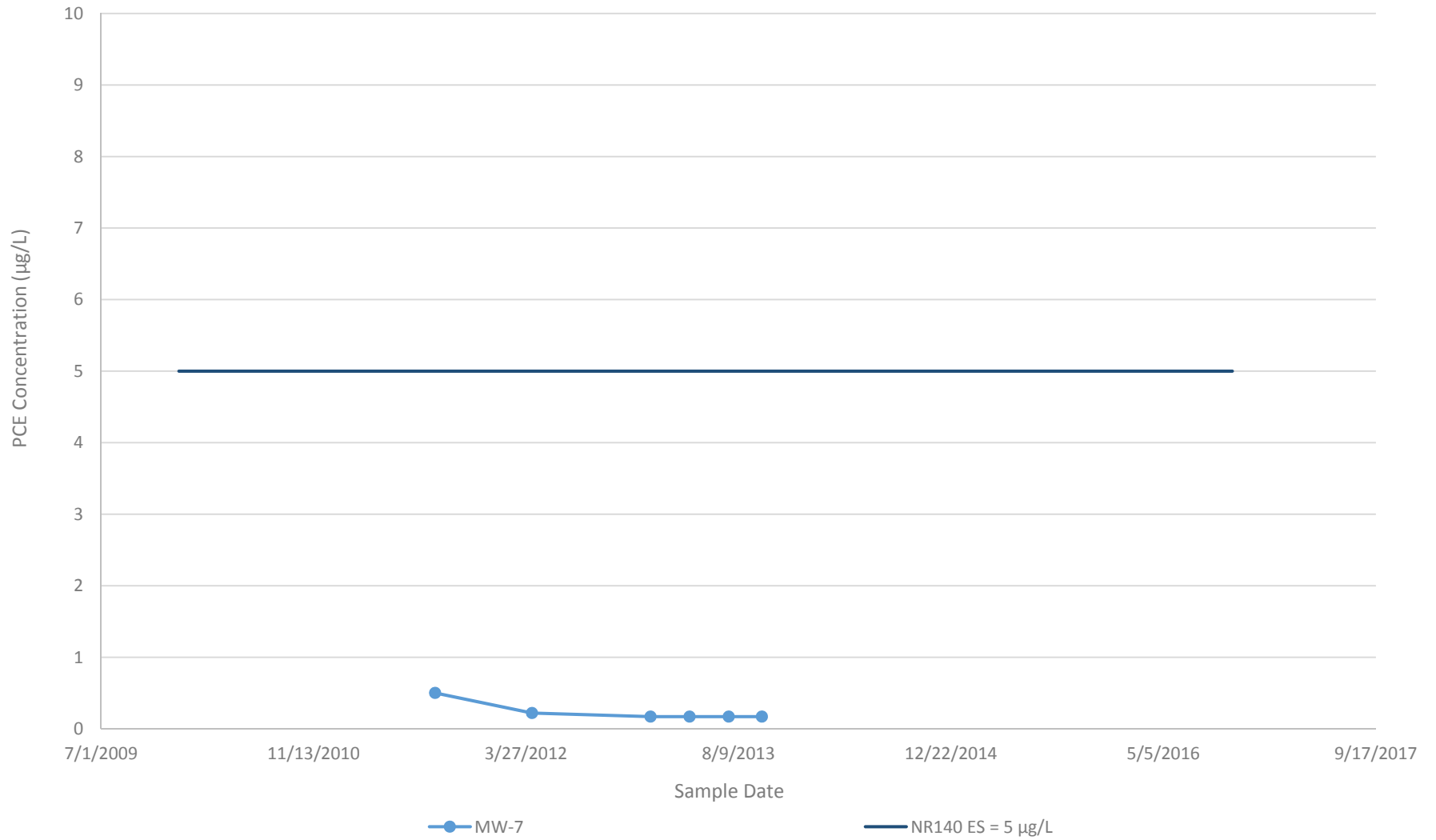
Trend Plot A.18
PCE Concentration in MW-6D
Madison Kipp Corporation
201 Waubesa Street
Madison, Wisconsin



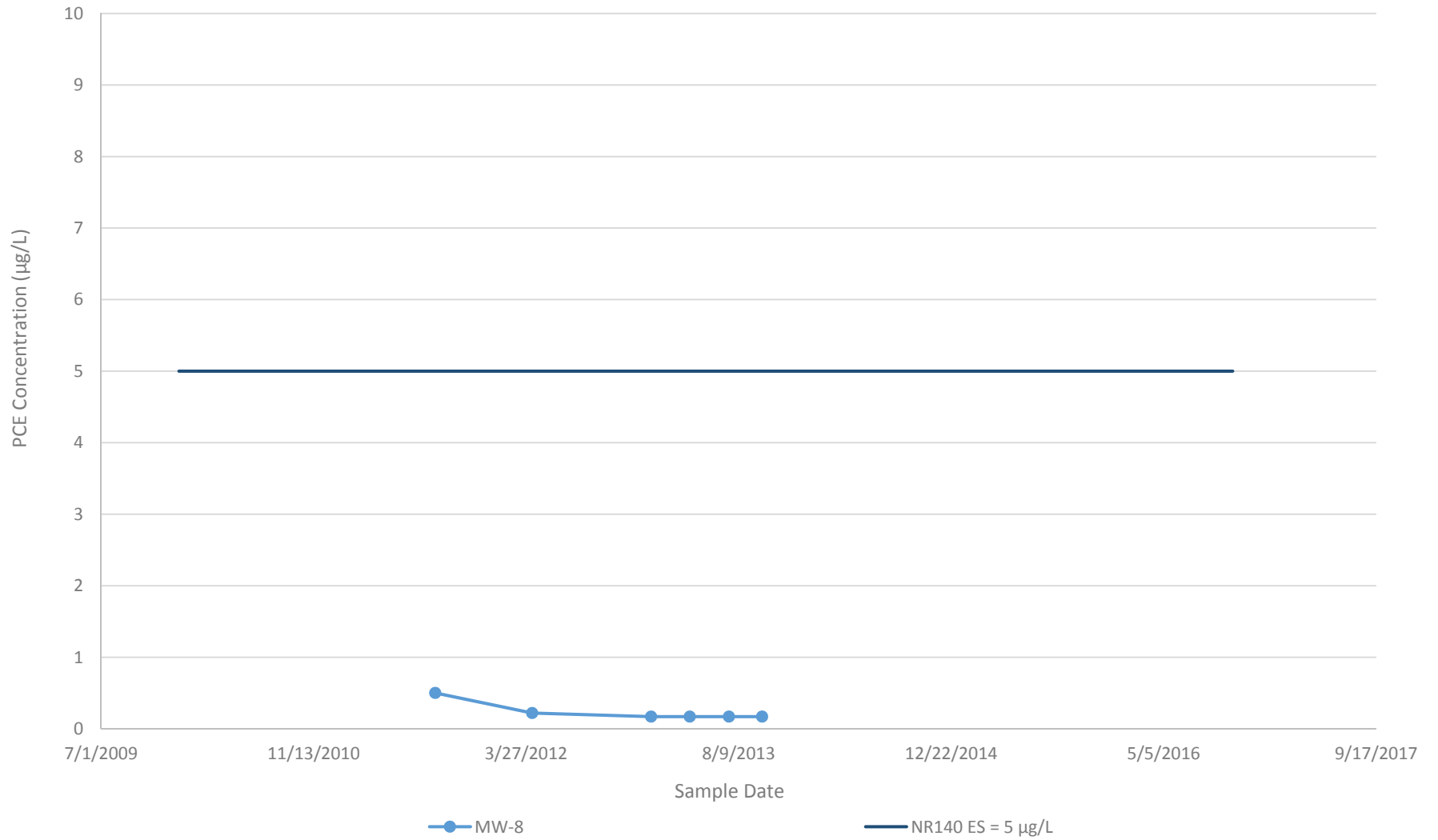
Trend Plot A.19
PCE Concentration in MW-6S
Madison Kipp Corporation
201 Waubesa Street
Madison, Wisconsin



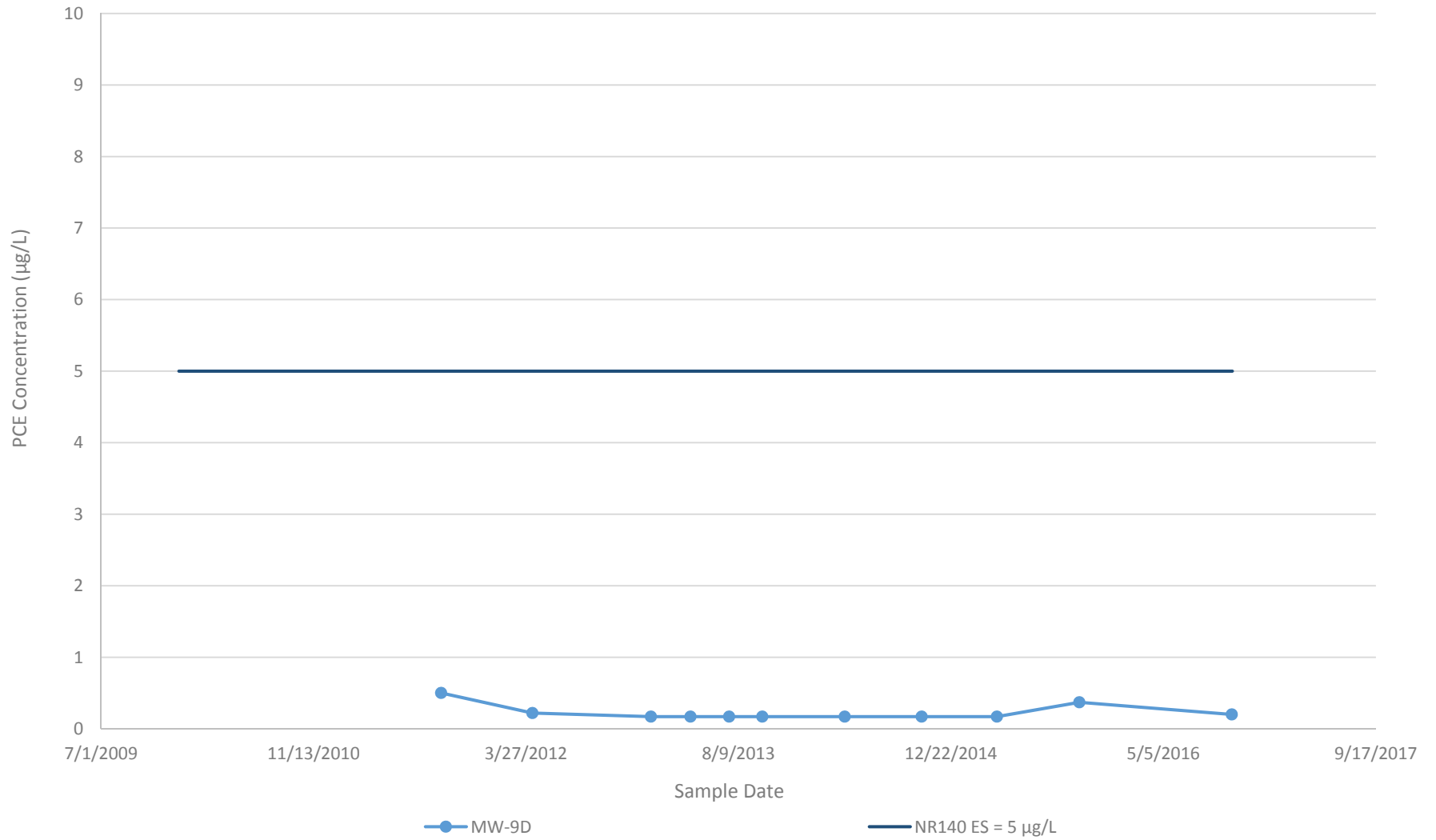
Trend Plot A.20
PCE Concentration in MW-7
Madison Kipp Corporation
201 Waubesa Street
Madison, Wisconsin



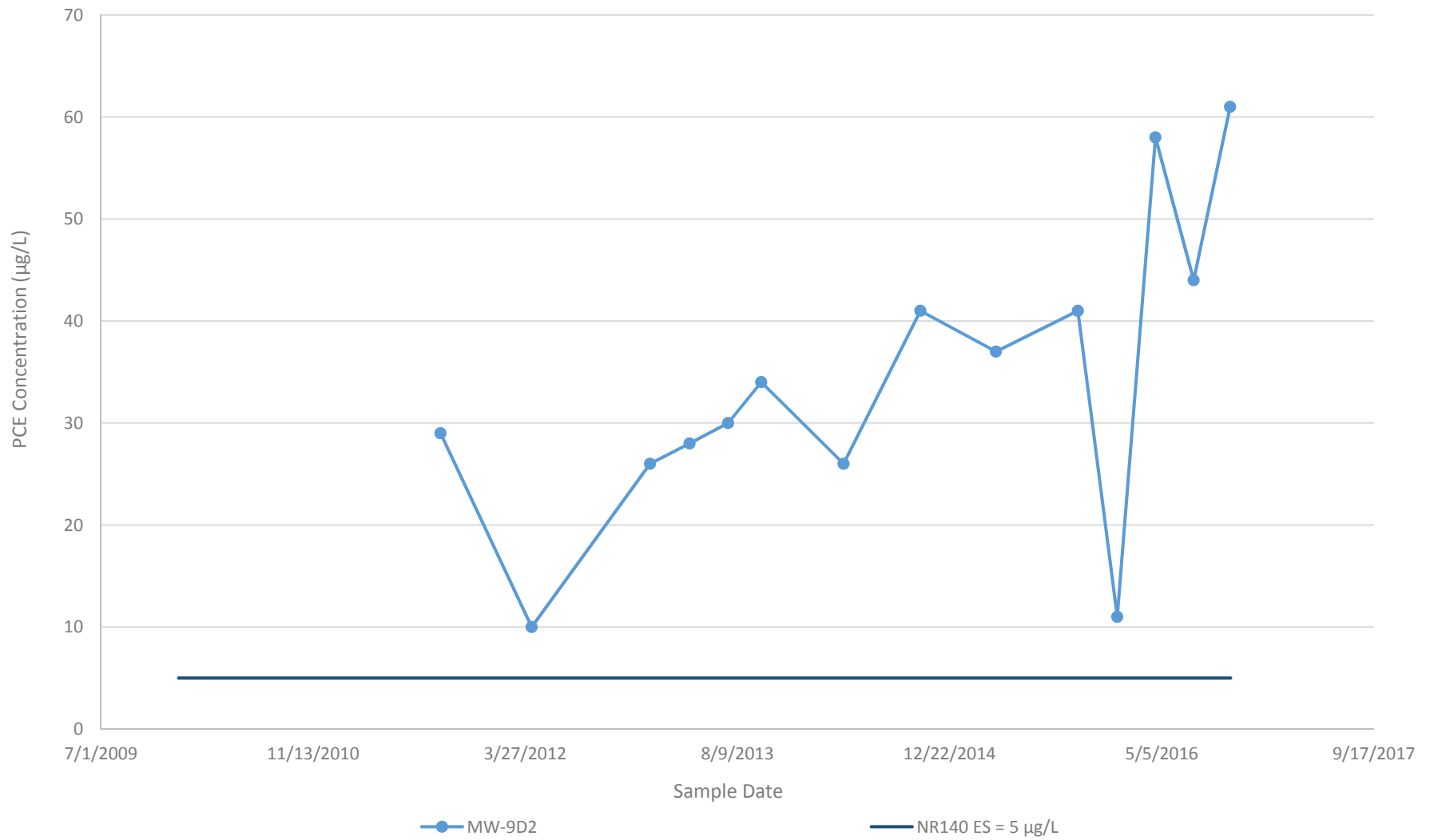
Trend Plot A.21
PCE Concentration in MW-8
Madison Kipp Corporation
201 Waubesa Street
Madison, Wisconsin



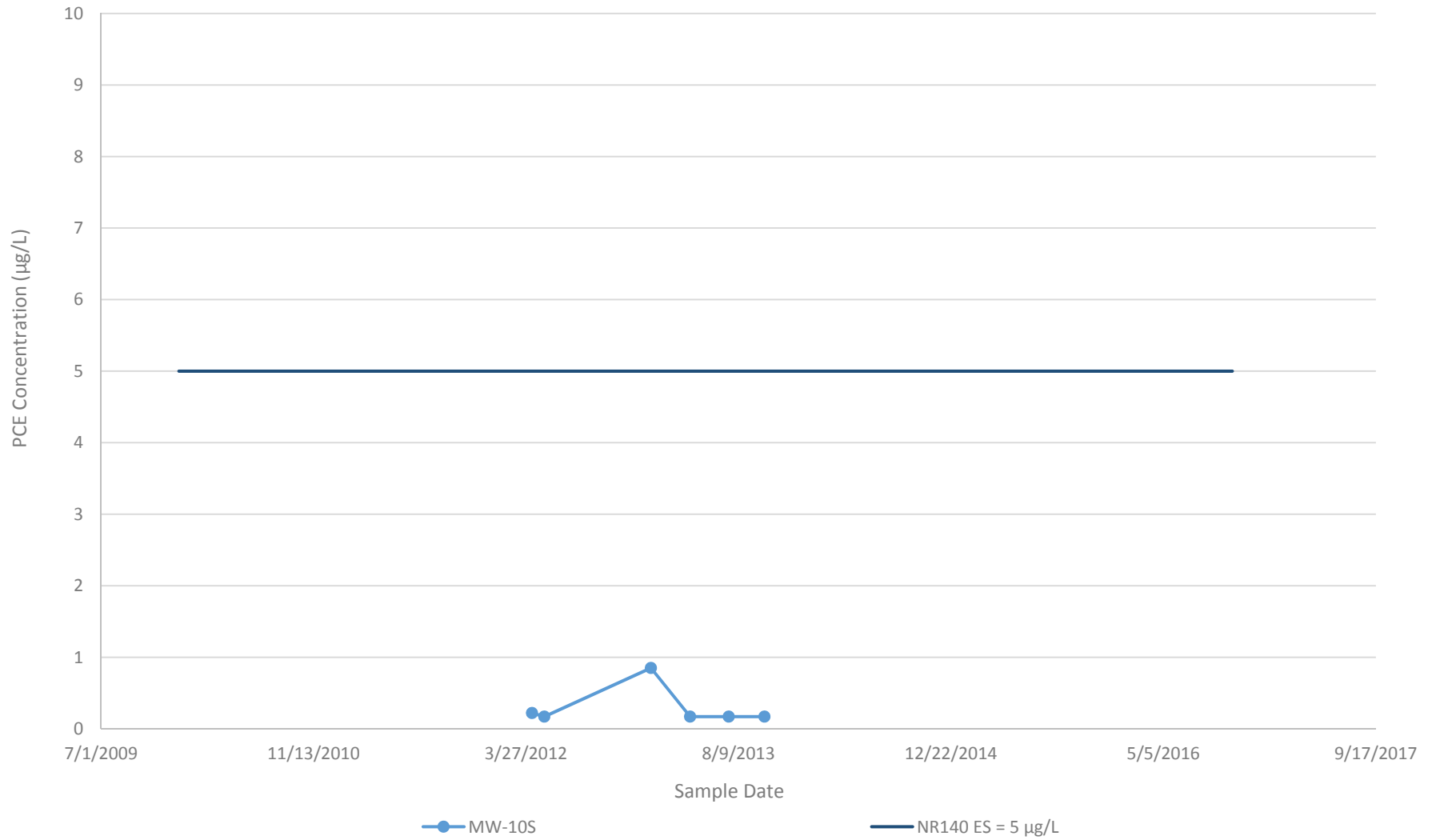
Trend Plot A.22
PCE Concentration in MW-9D
Madison Kipp Corporation
201 Waubesa Street
Madison, Wisconsin



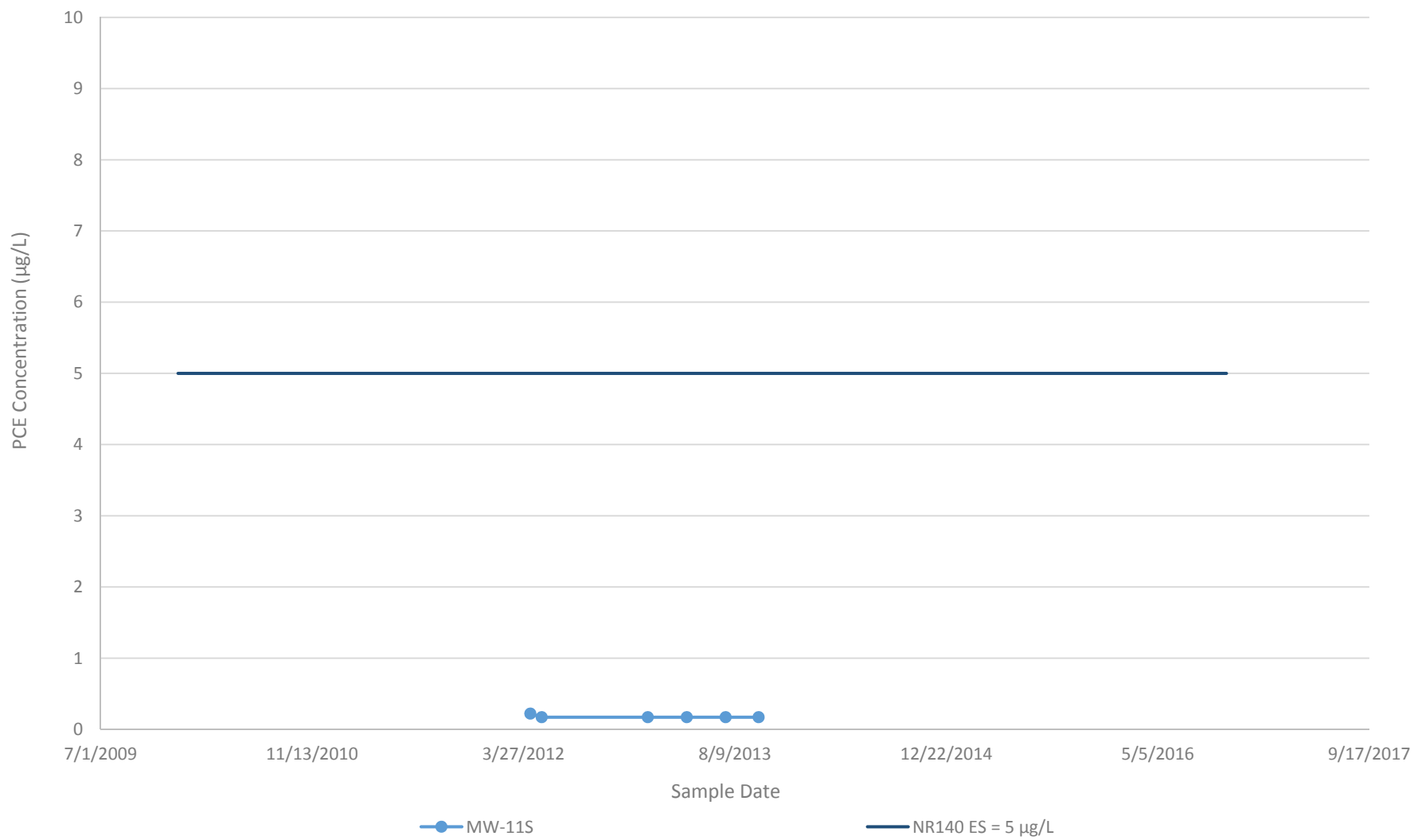
Trend Plot A.23
PCE Concentration in MW-9D2
Madison Kipp Corporation
201 Waubesa Street
Madison, Wisconsin



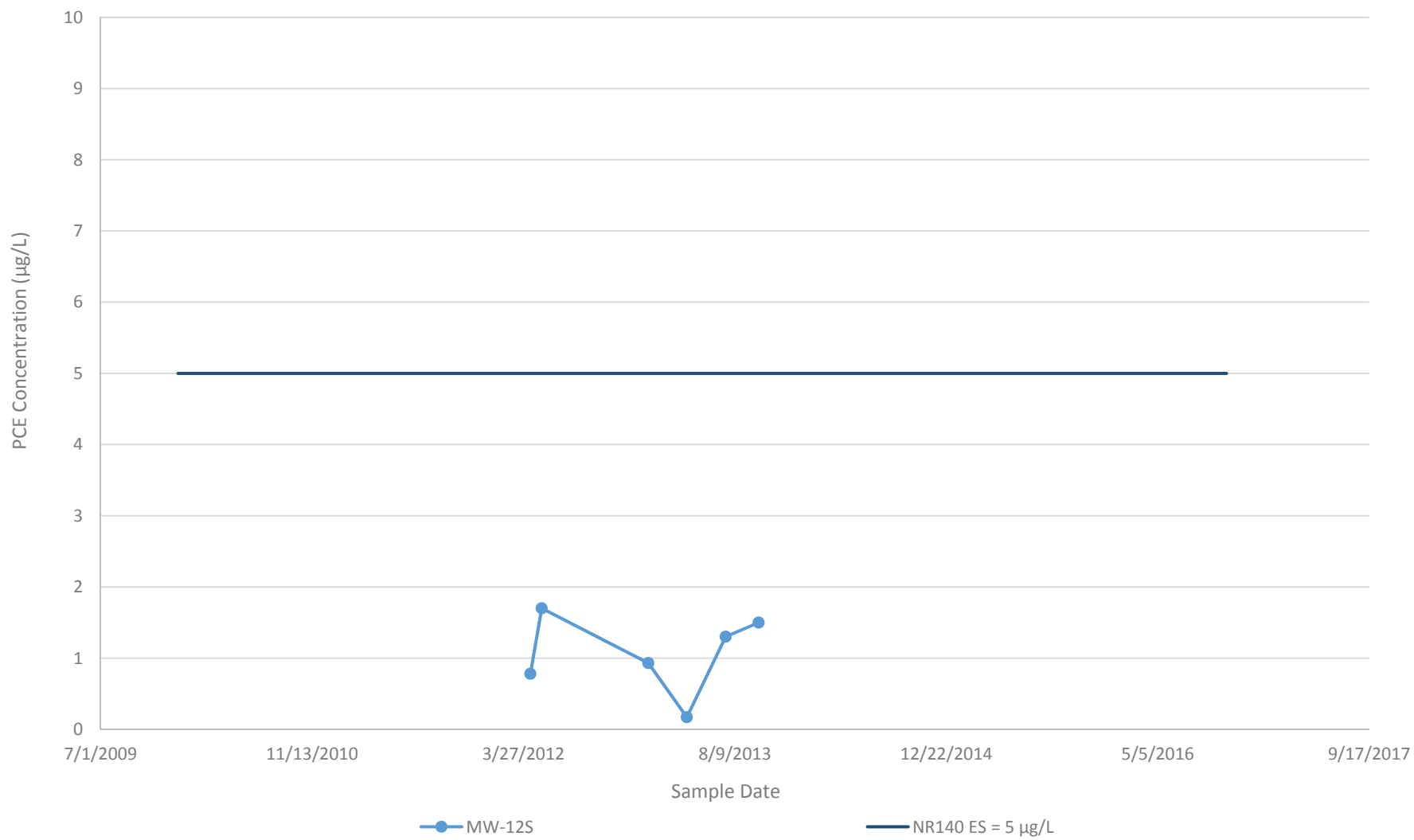
Trend Plot A.24
PCE Concentration in MW-10S
Madison Kipp Corporation
201 Waubesa Street
Madison, Wisconsin



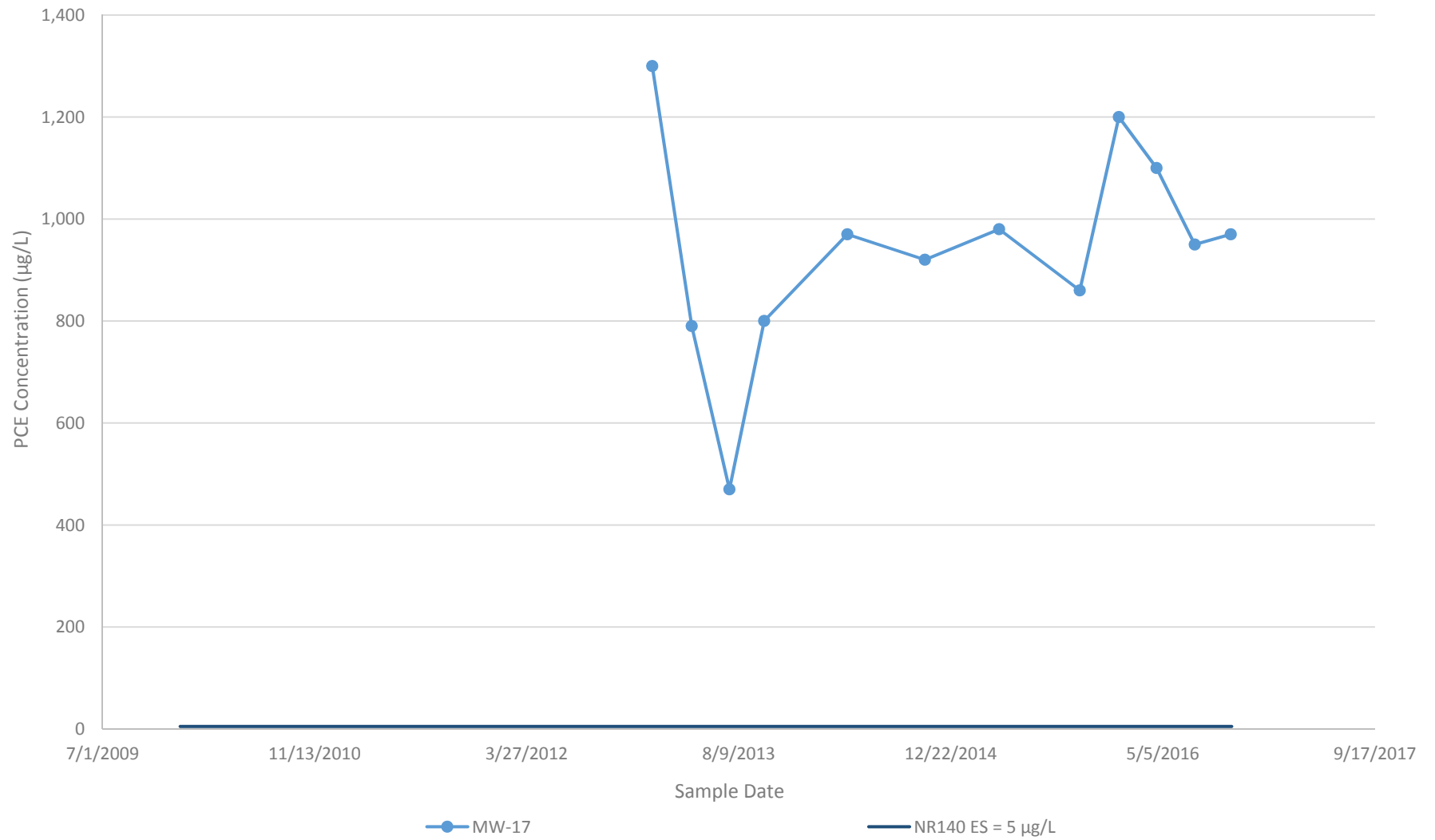
Trend Plot A.25
PCE Concentration in MW-11S
Madison Kipp Corporation
201 Waubesa Street
Madison, Wisconsin



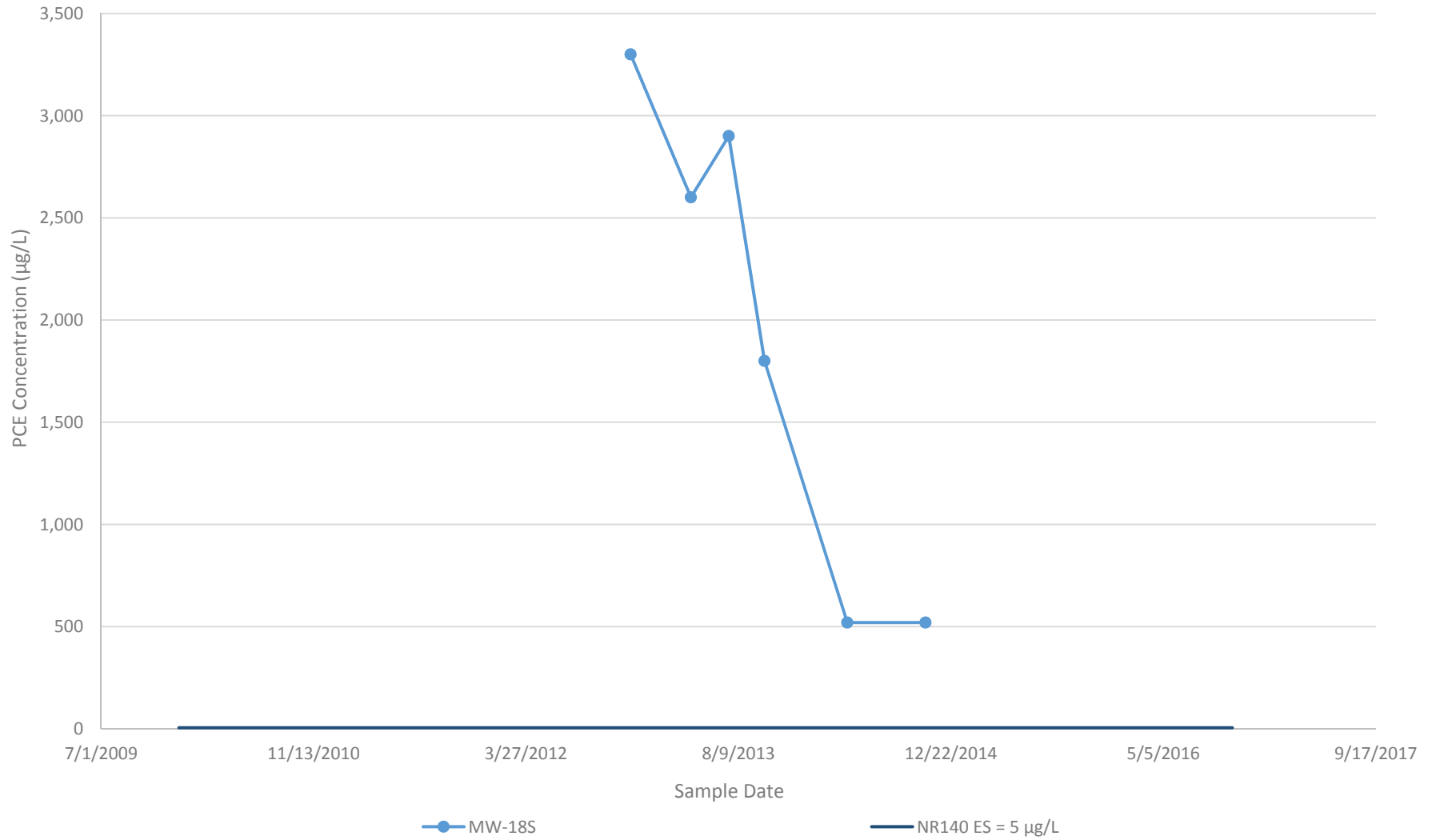
Trend Plot A.26
PCE Concentration in MW-12S
Madison Kipp Corporation
201 Waubesa Street
Madison, Wisconsin



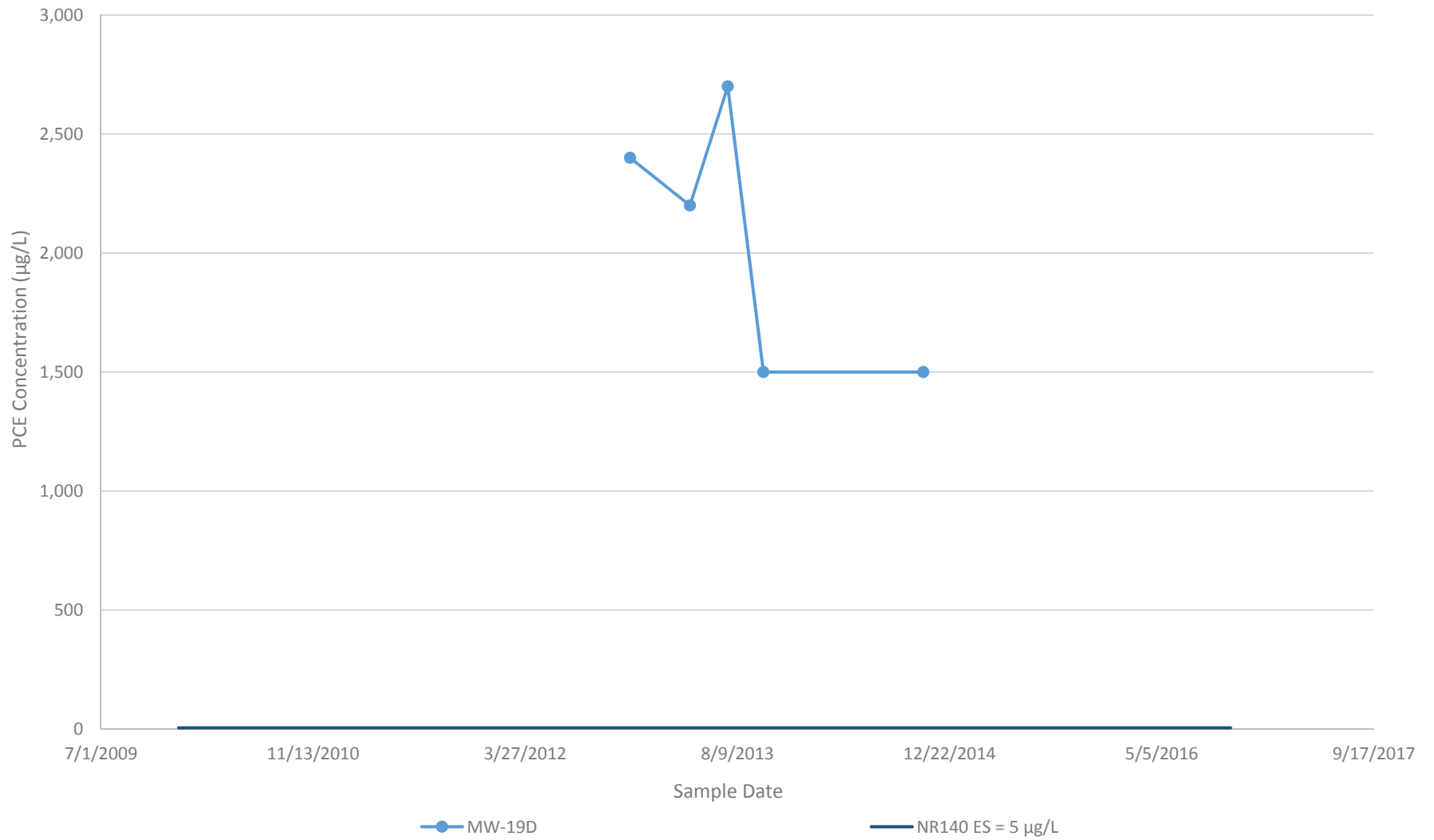
Trend Plot A.27
PCE Concentration in MW-17
Madison Kipp Corporation
201 Waubesa Street
Madison, Wisconsin



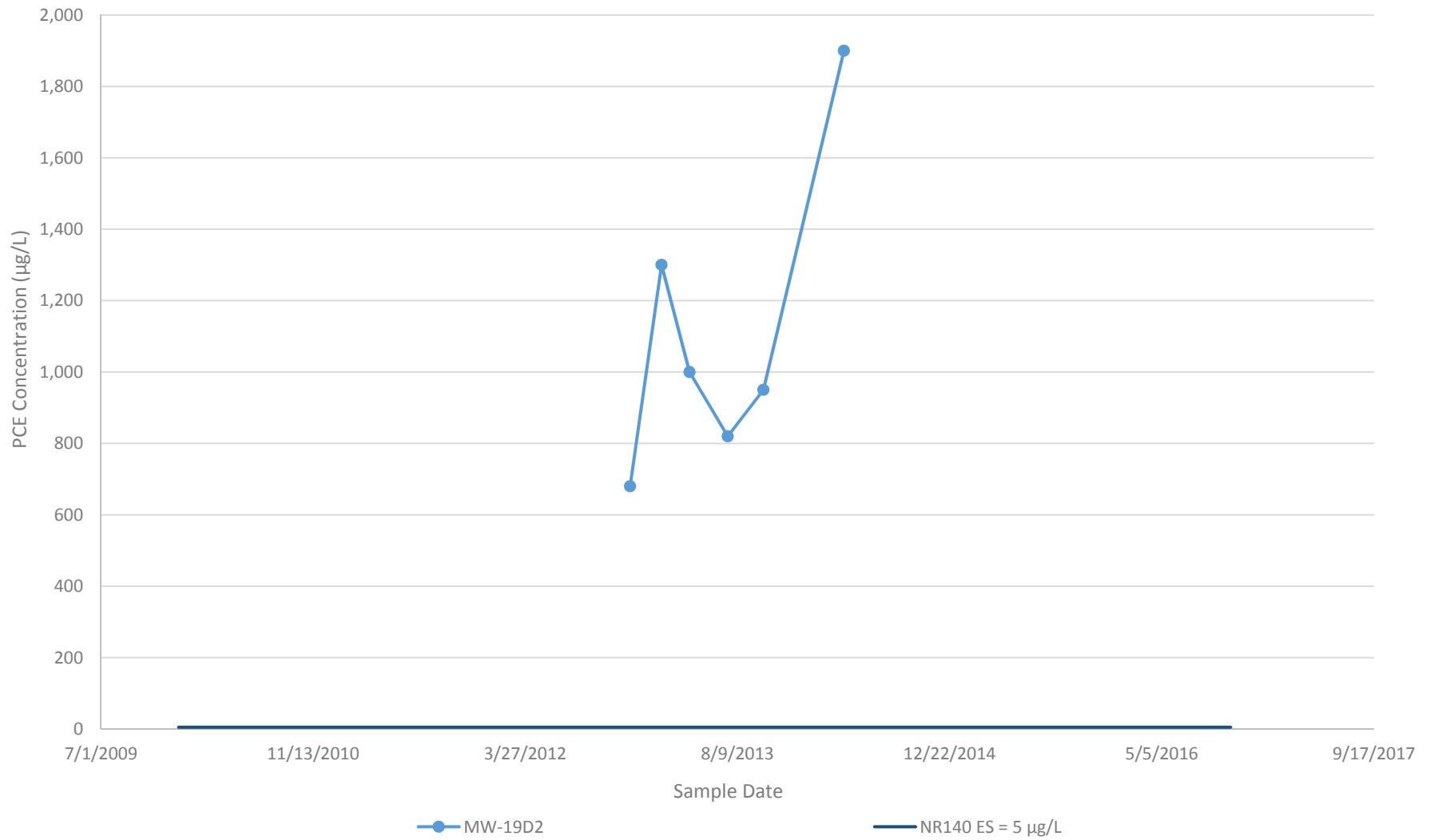
Trend Plot A.28
PCE Concentration in MW-18S
Madison Kipp Corporation
201 Waubesa Street
Madison, Wisconsin



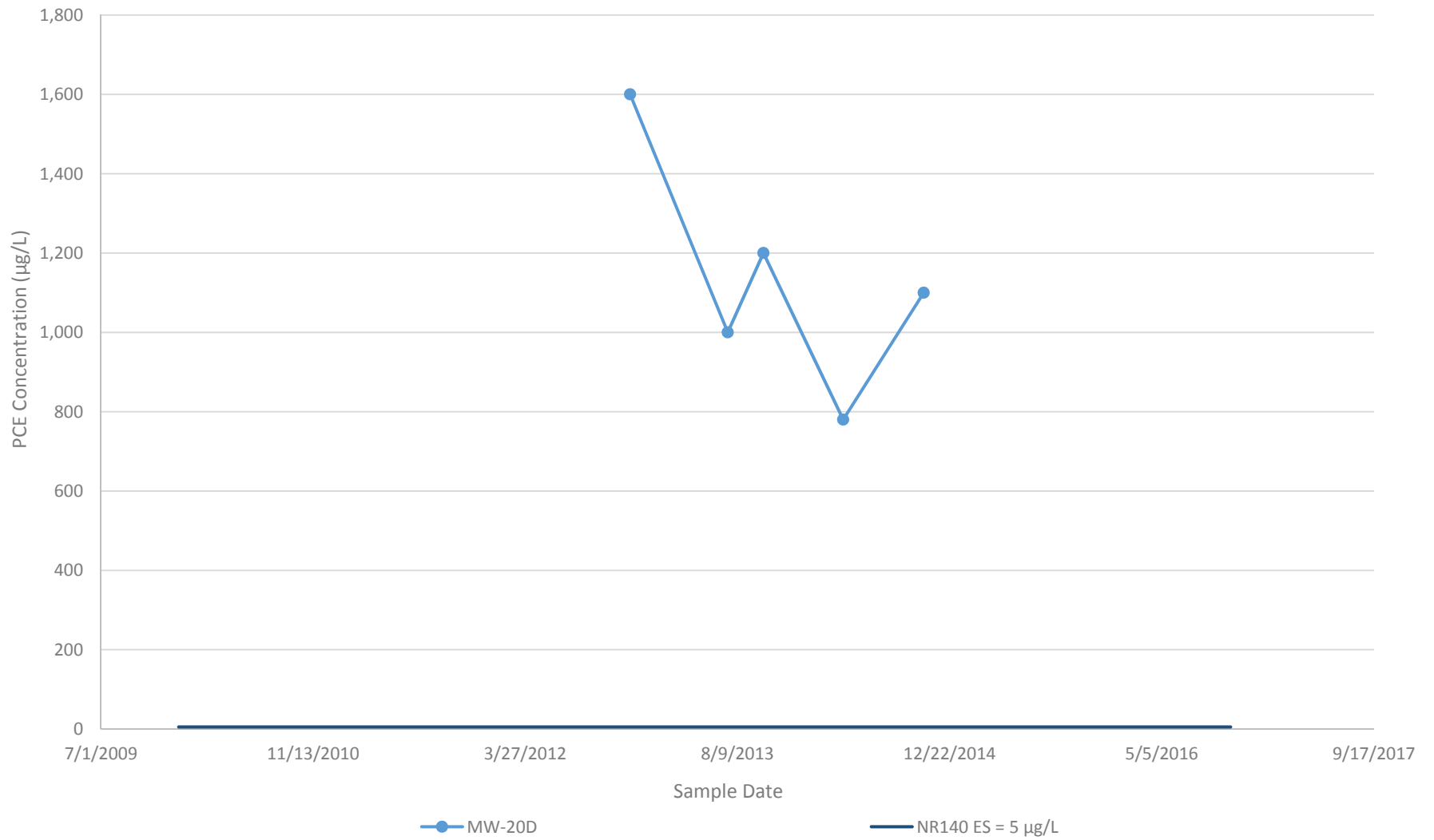
Trend Plot A.29
PCE Concentration in MW-19D
Madison Kipp Corporation
201 Waubesa Street
Madison, Wisconsin



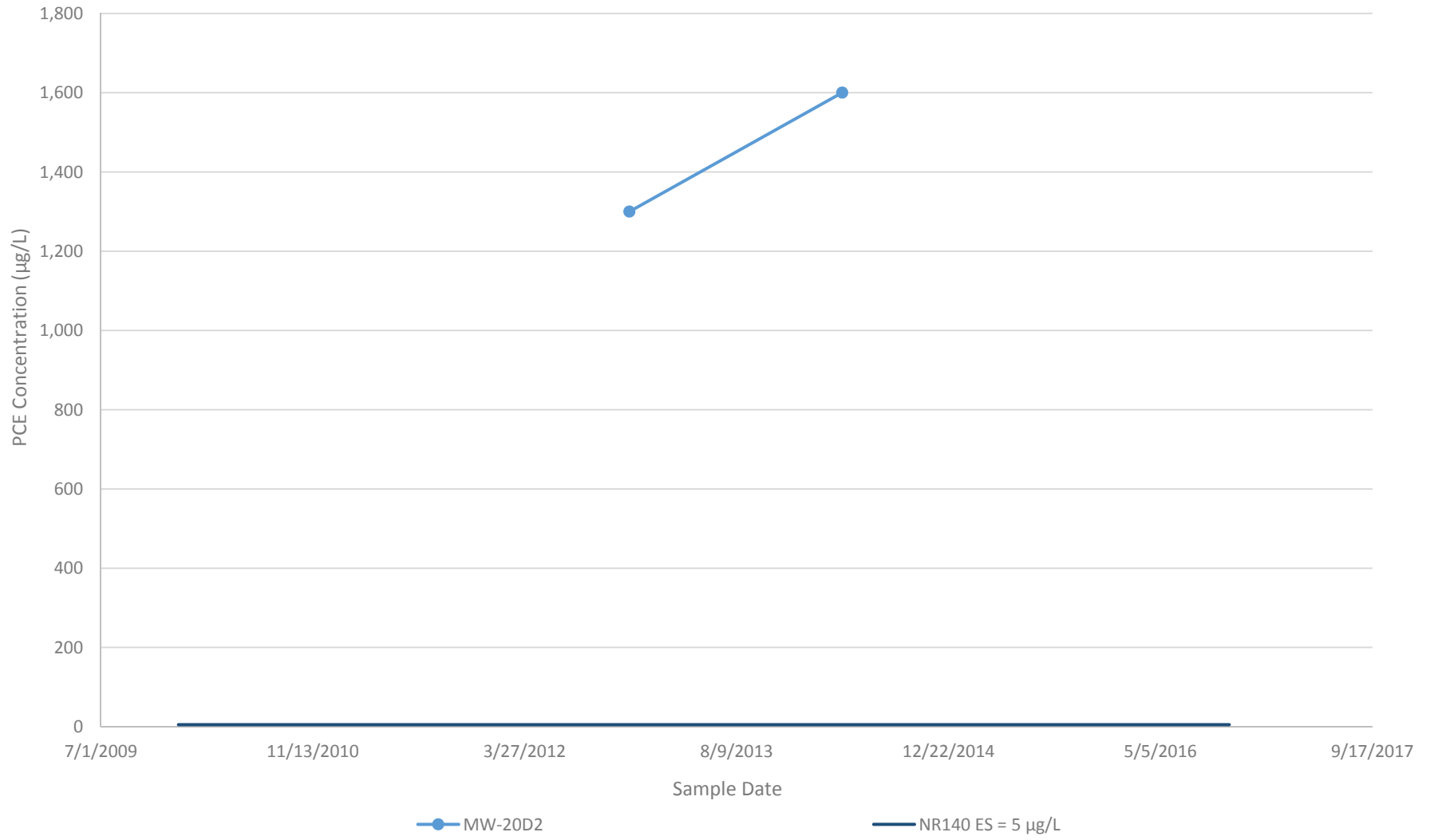
Trend Plot A.30
PCE Concentration in MW-19D2
Madison Kipp Corporation
201 Waubesa Street
Madison, Wisconsin



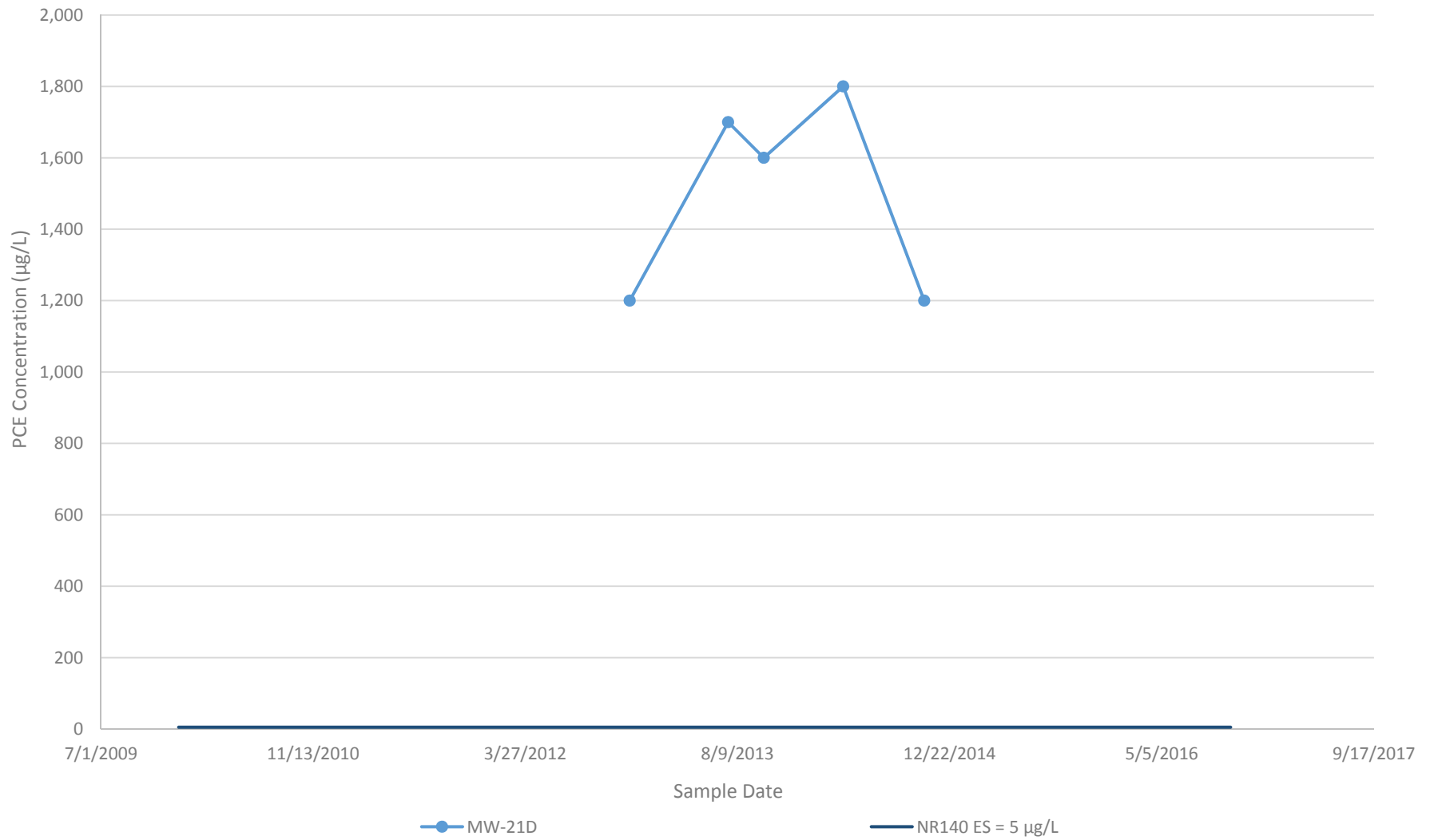
Trend Plot A.31
PCE Concentration in MW-20D
Madison Kipp Corporation
201 Waubesa Street
Madison, Wisconsin



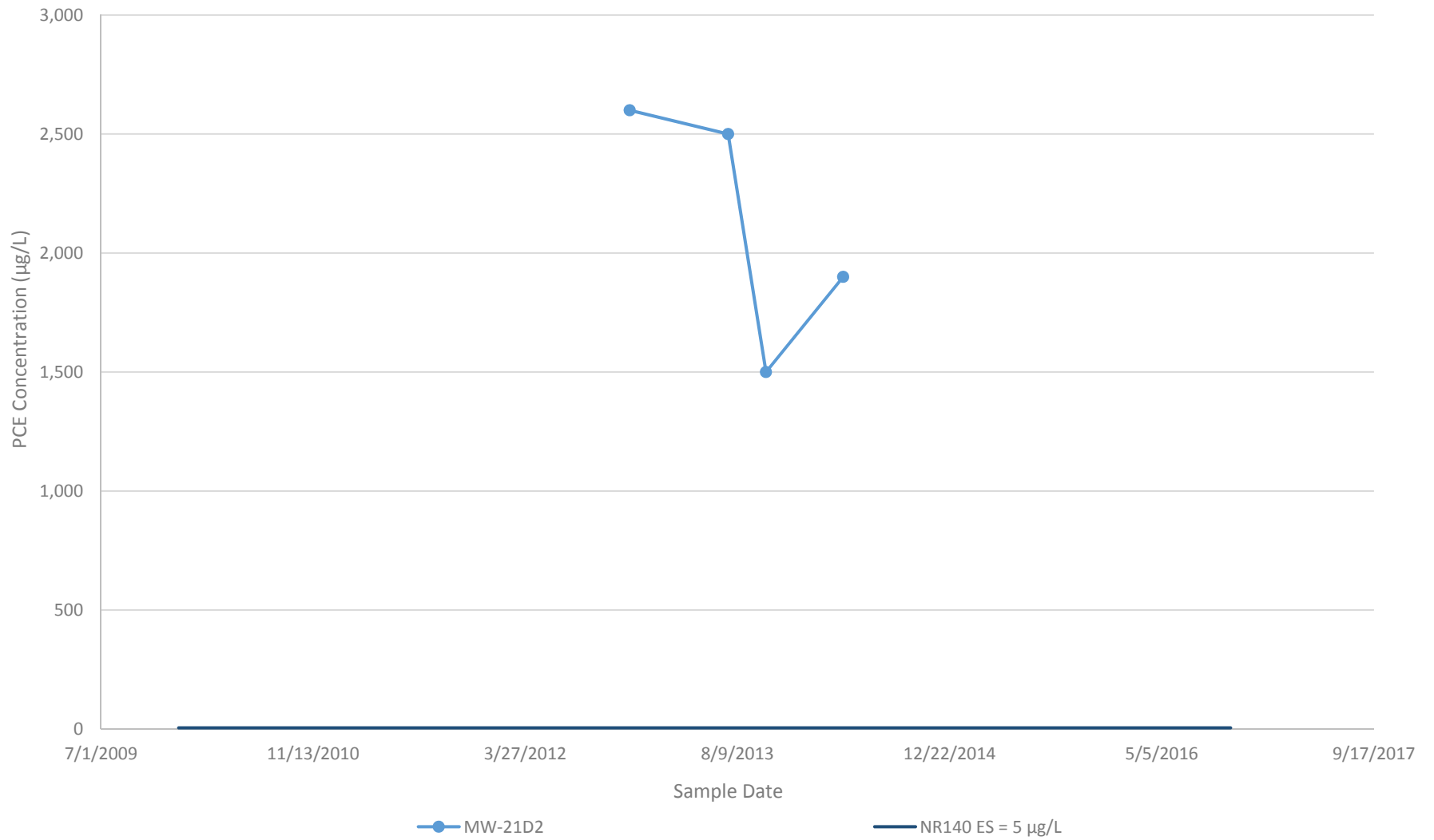
Trend Plot A.32
PCE Concentration in MW-20D2
Madison Kipp Corporation
201 Waubesa Street
Madison, Wisconsin



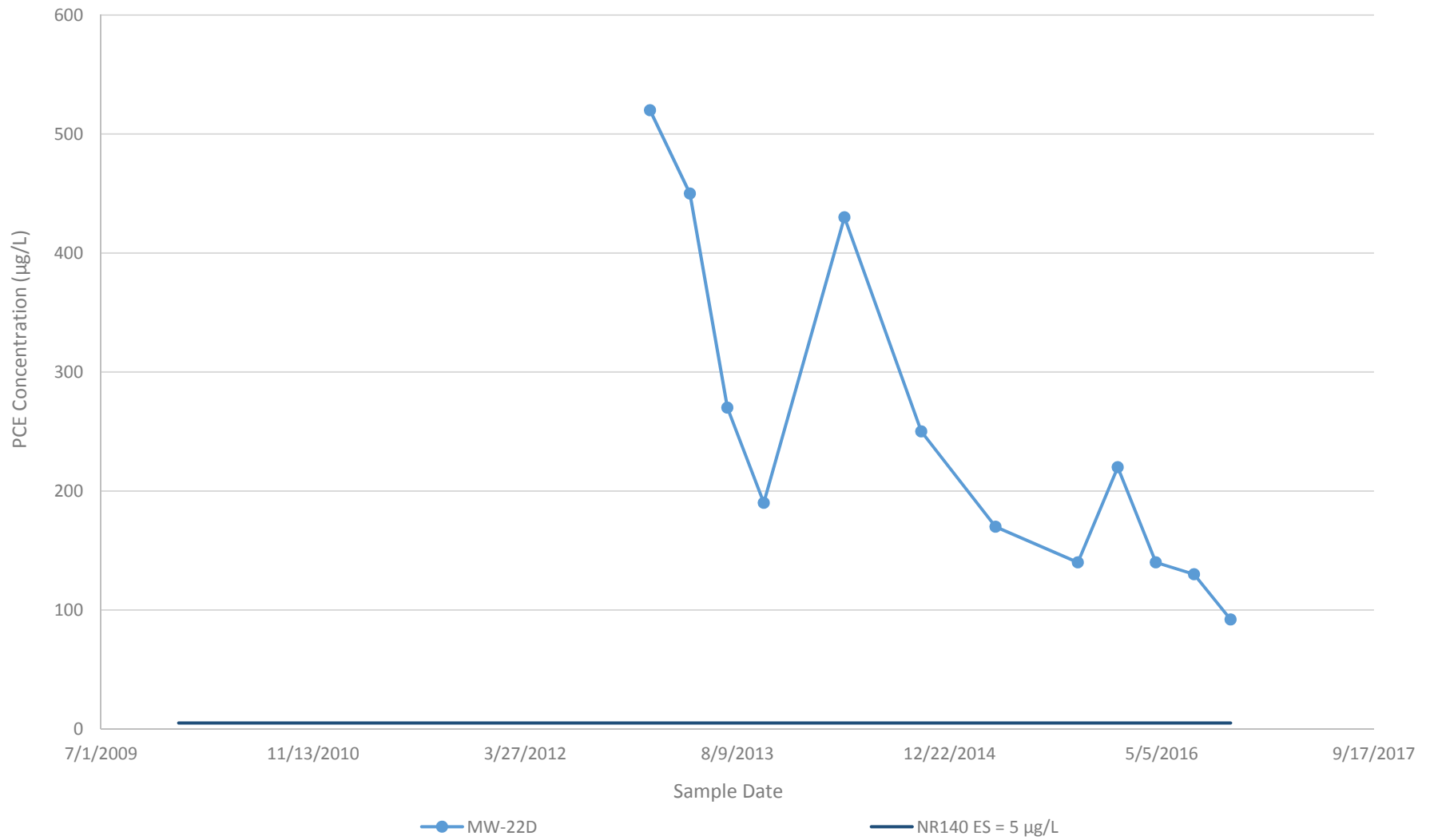
Trend Plot A.33
PCE Concentration in MW-21D
Madison Kipp Corporation
201 Waubesa Street
Madison, Wisconsin



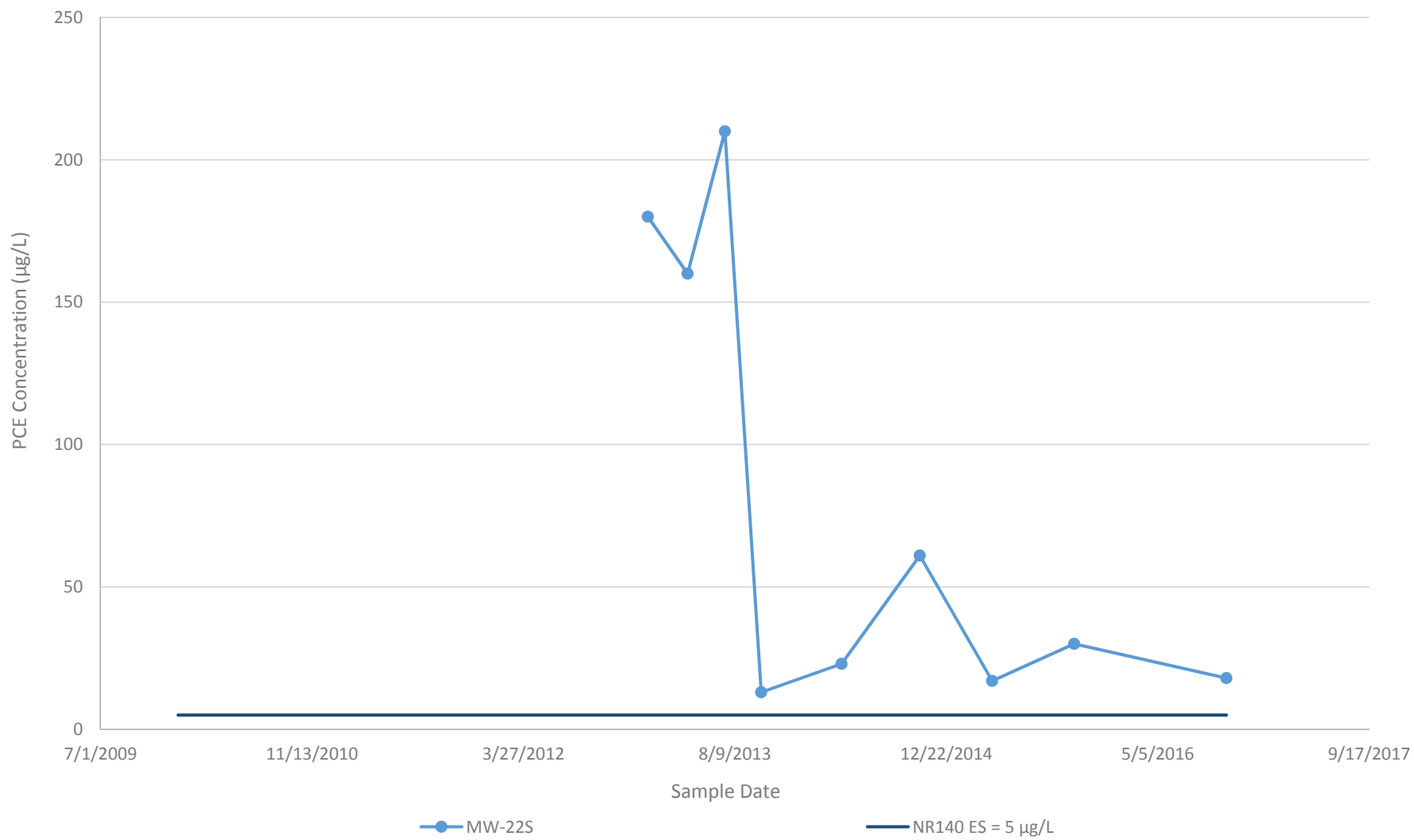
Trend Plot A.34
PCE Concentration in MW-21D2
Madison Kipp Corporation
201 Waubesa Street
Madison, Wisconsin



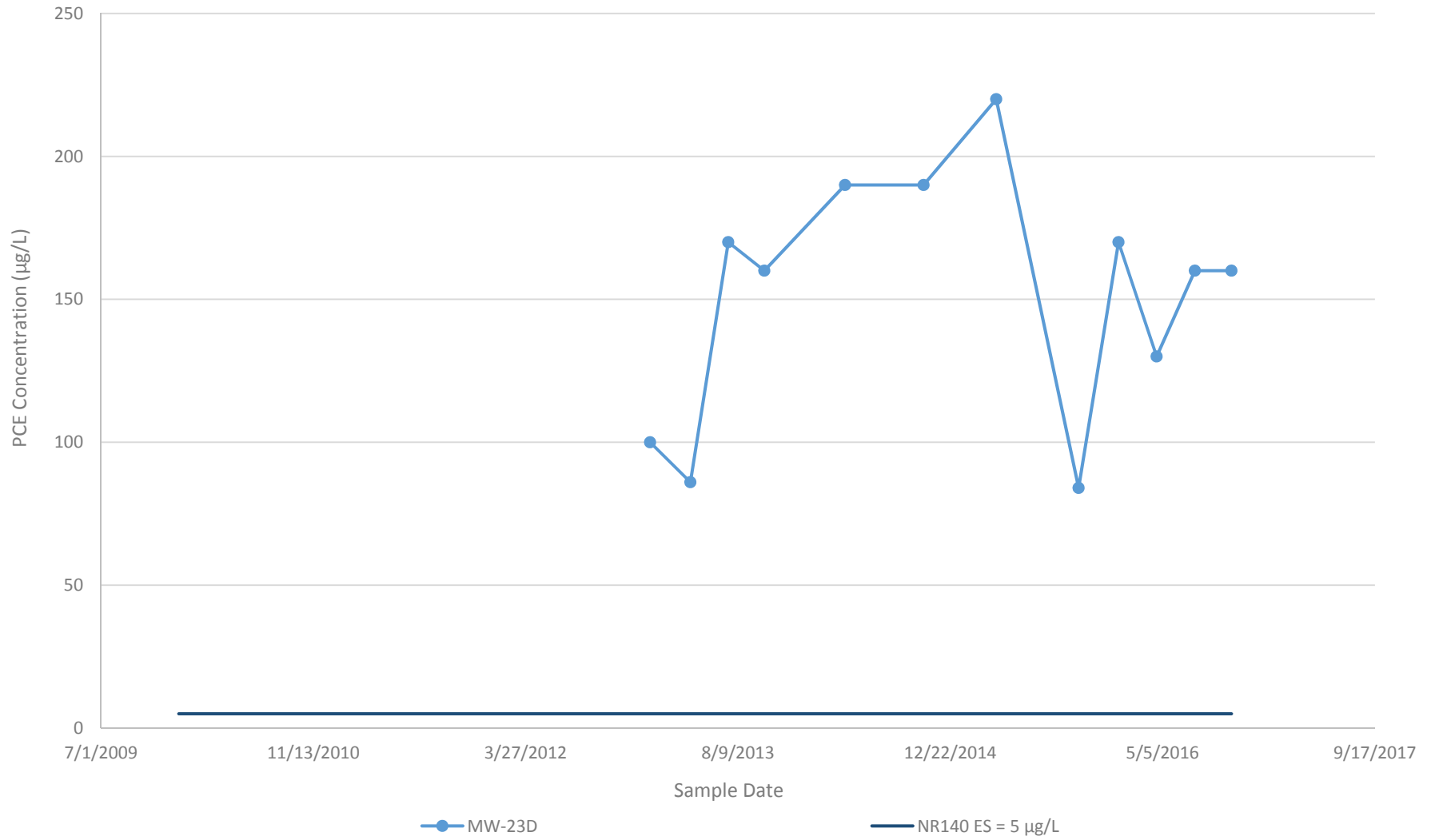
Trend Plot A.35
PCE Concentration in MW-22D
Madison Kipp Corporation
201 Waubesa Street
Madison, Wisconsin



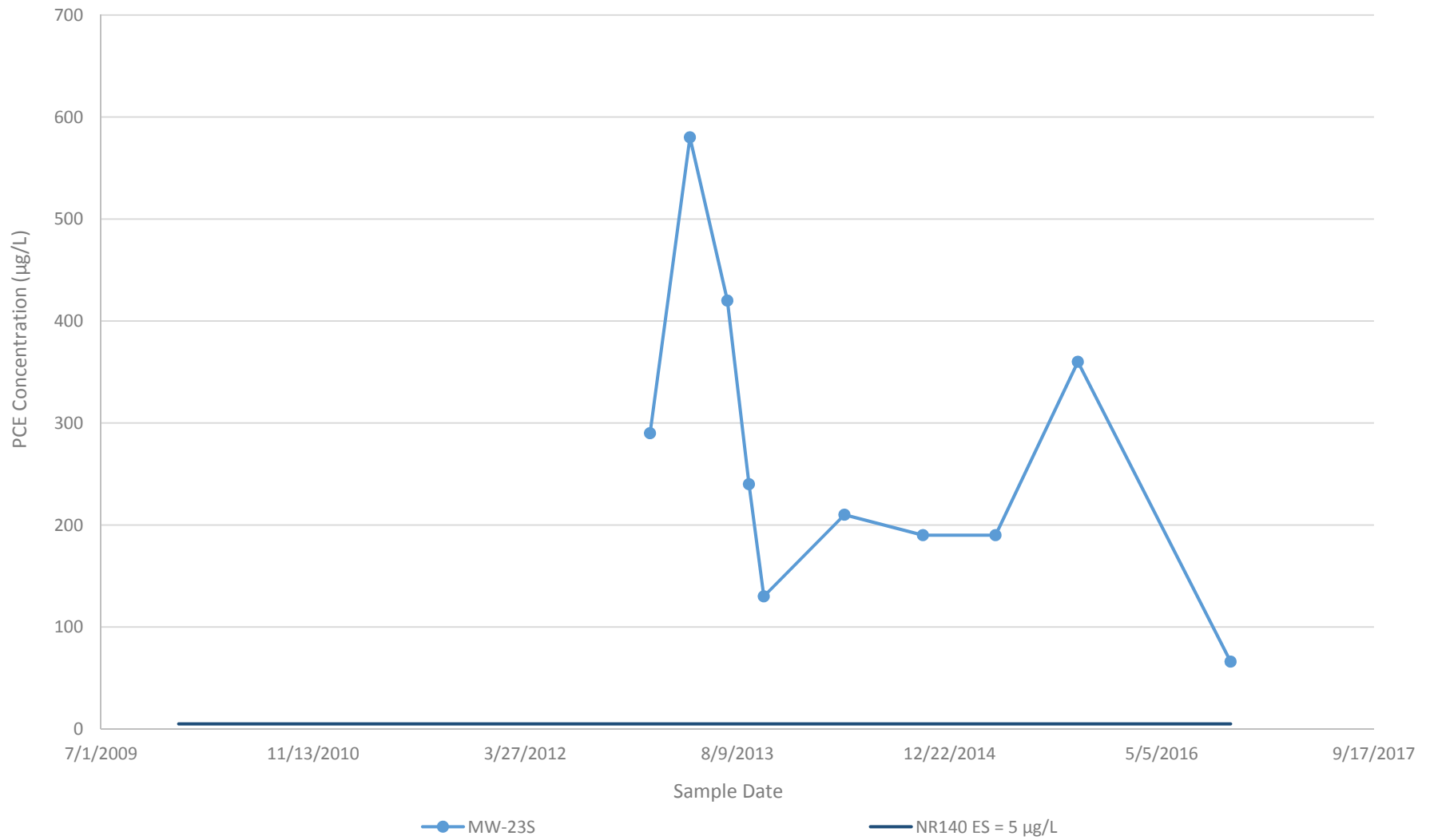
Trend Plot A.36
PCE Concentration in MW-22S
Madison Kipp Corporation
201 Waubesa Street
Madison, Wisconsin



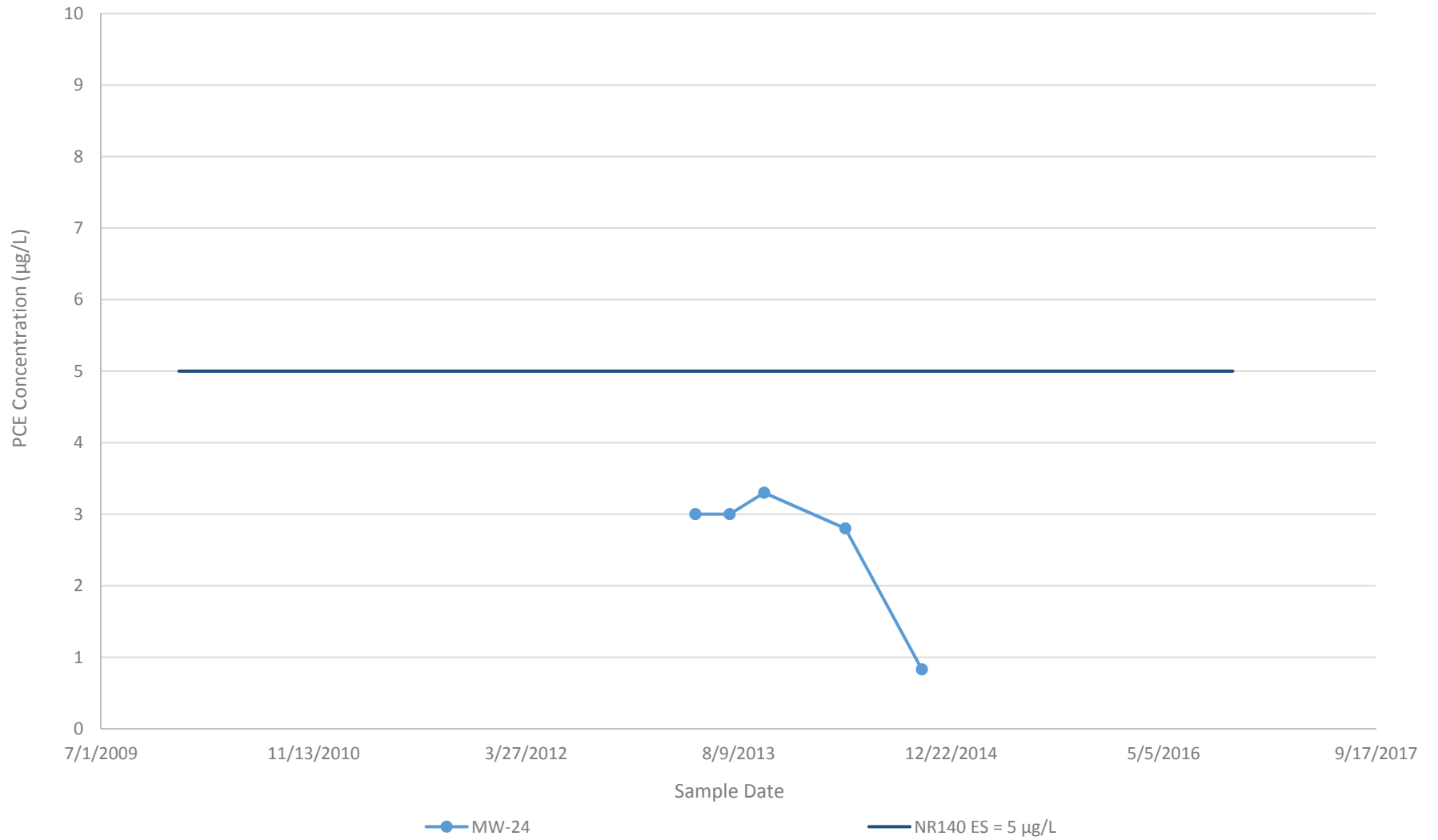
Trend Plot A.37
PCE Concentration in MW-23D
Madison Kipp Corporation
201 Waubesa Street
Madison, Wisconsin



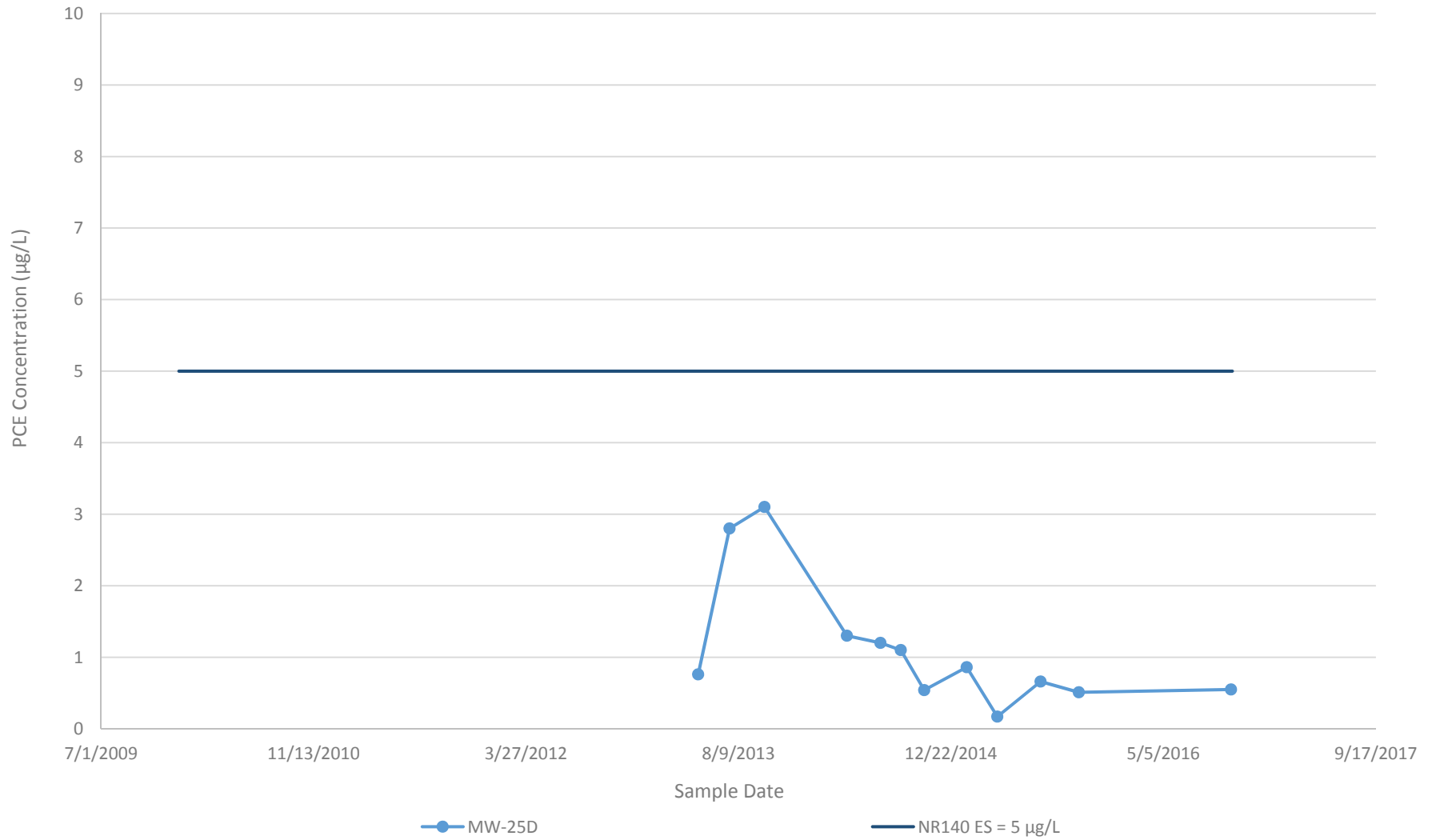
Trend Plot A.38
PCE Concentration in MW-23S
Madison Kipp Corporation
201 Waubesa Street
Madison, Wisconsin



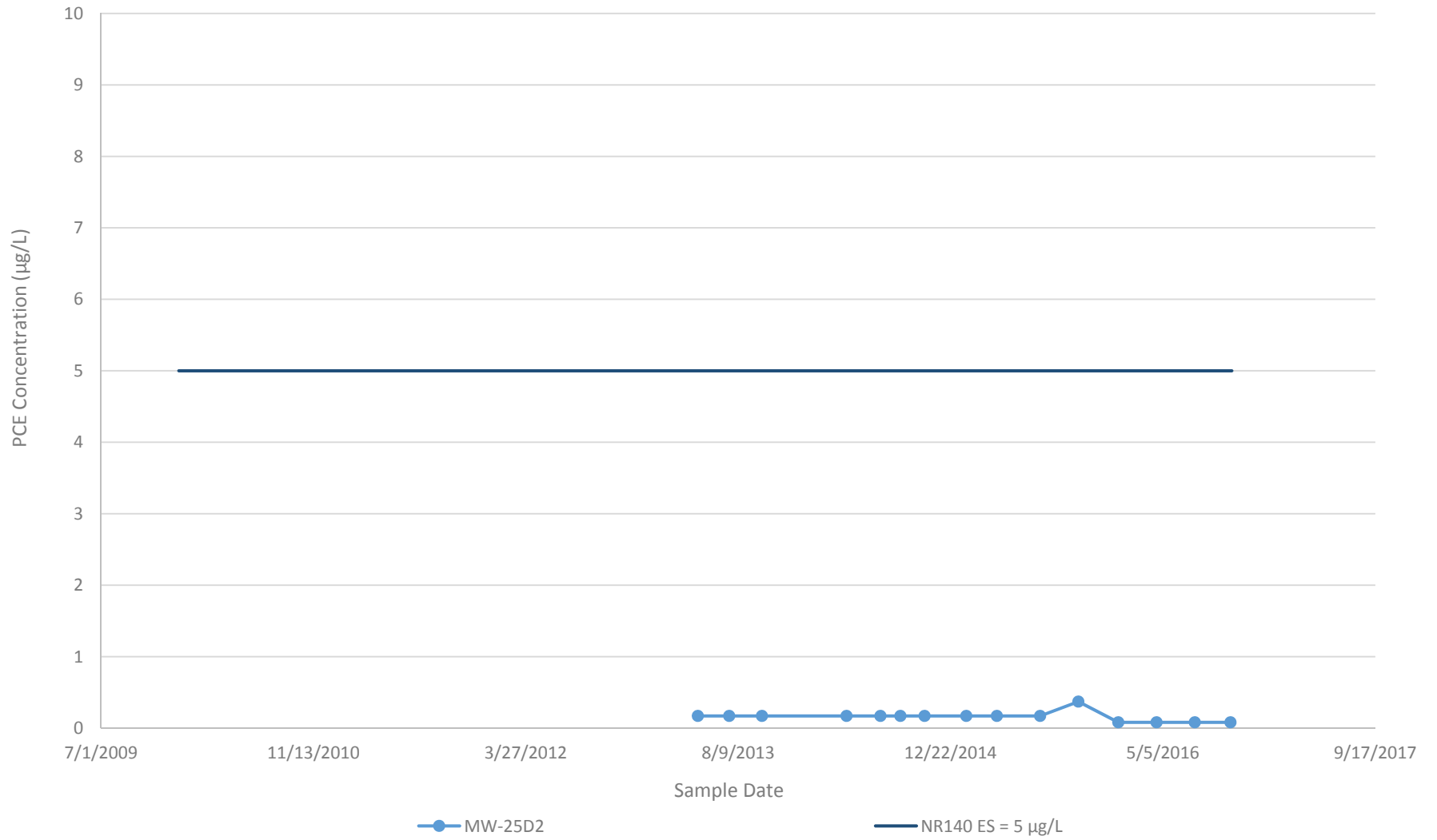
Trend Plot A.39
PCE Concentration in MW-24
Madison Kipp Corporation
201 Waubesa Street
Madison, Wisconsin



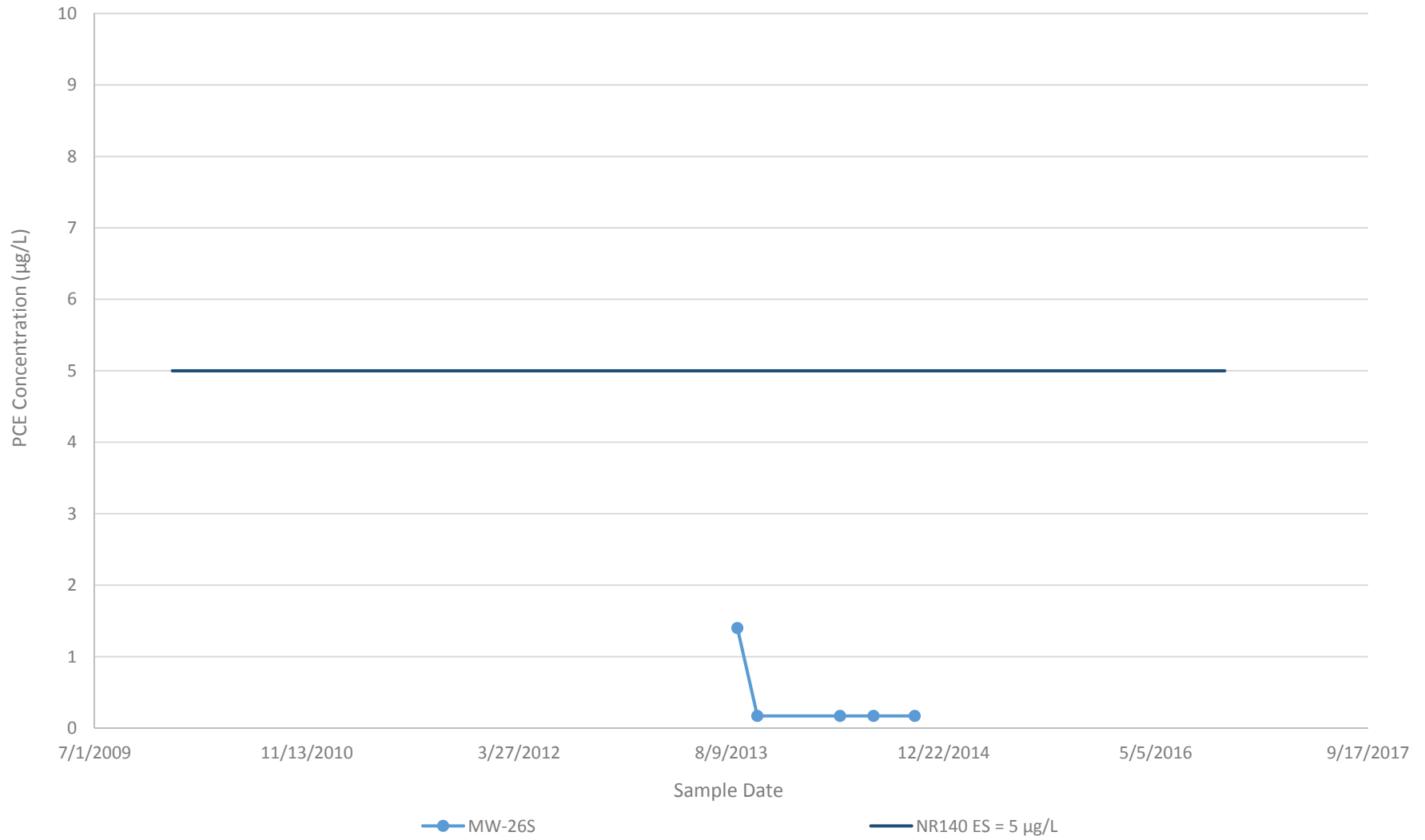
Trend Plot A.40
PCE Concentration in MW-25D
Madison Kipp Corporation
201 Waubesa Street
Madison, Wisconsin



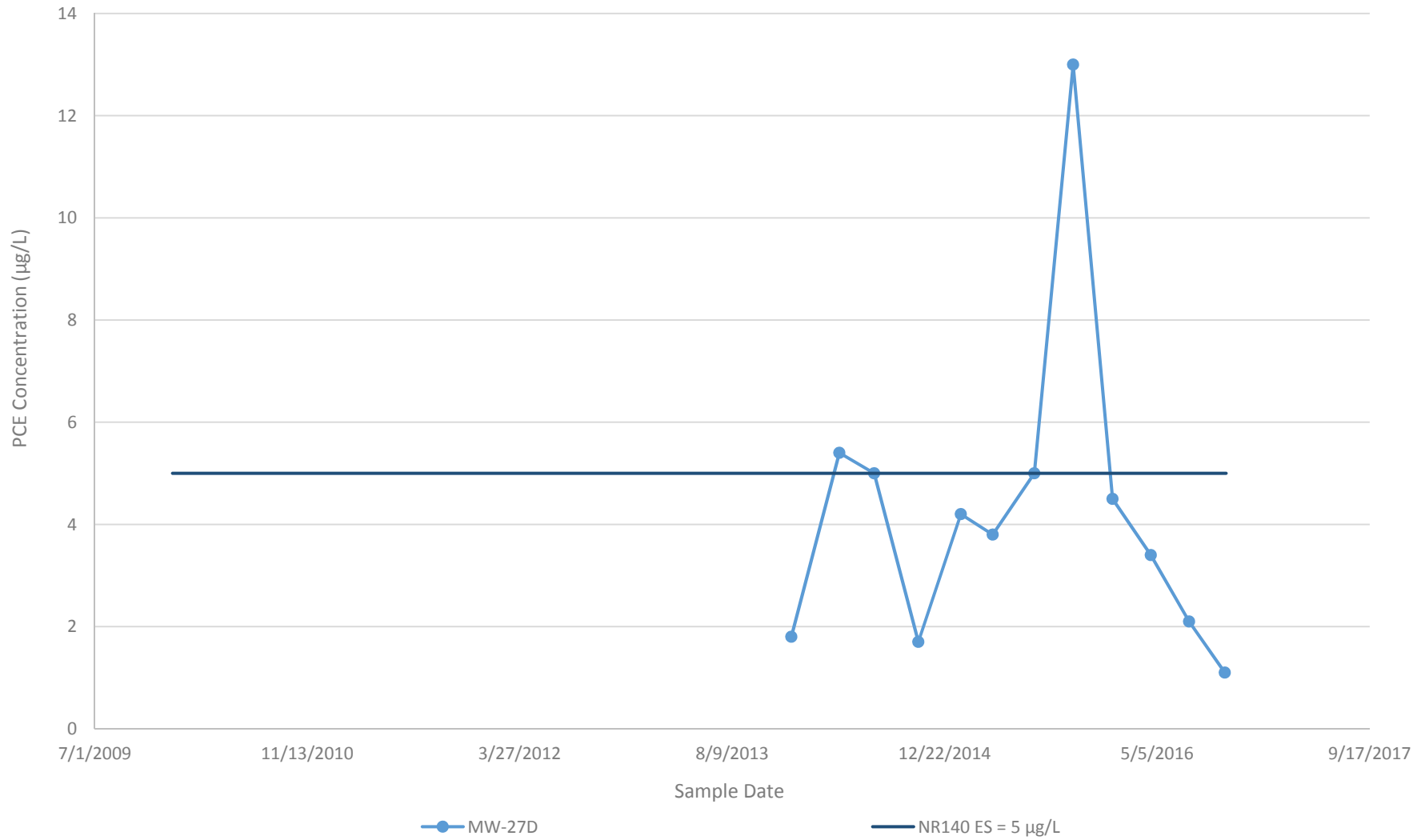
Trend Plot A.41
PCE Concentration in MW-25D2
Madison Kipp Corporation
201 Waubesa Street
Madison, Wisconsin



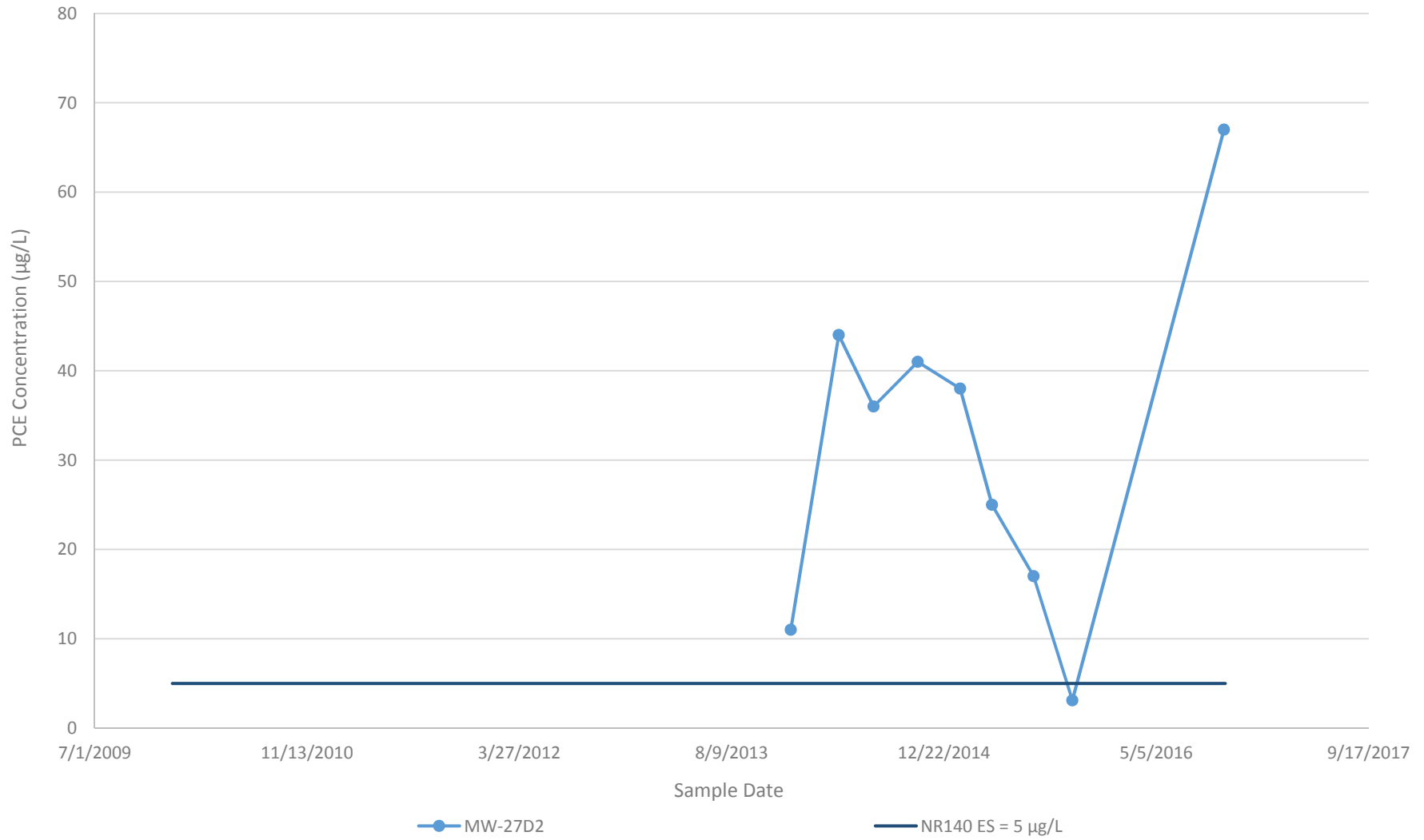
Trend Plot A.42
PCE Concentration in MW-26S
Madison Kipp Corporation
201 Waubesa Street
Madison, Wisconsin



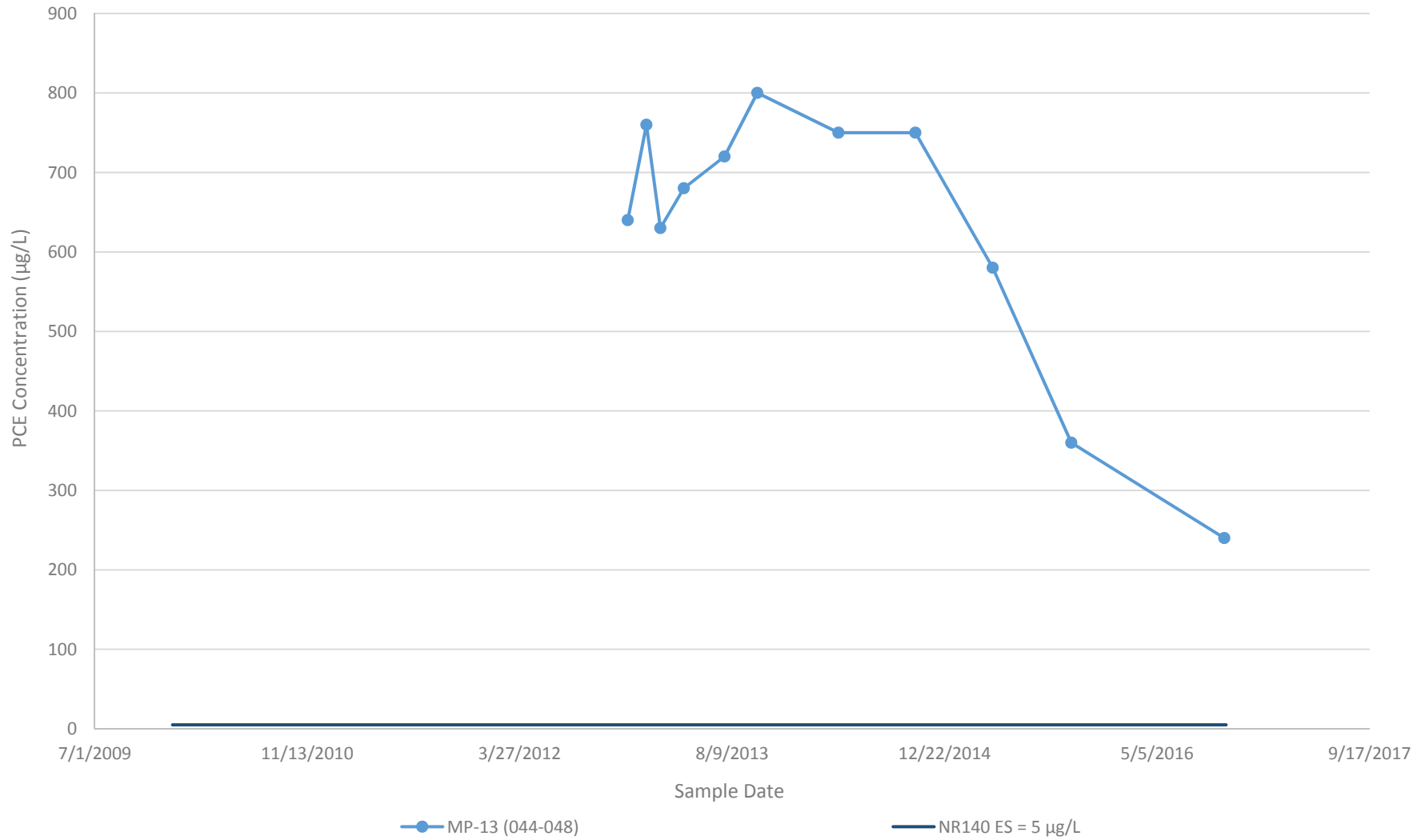
Trend Plot A.43
PCE Concentration in MW-27D
Madison Kipp Corporation
201 Waubesa Street
Madison, Wisconsin



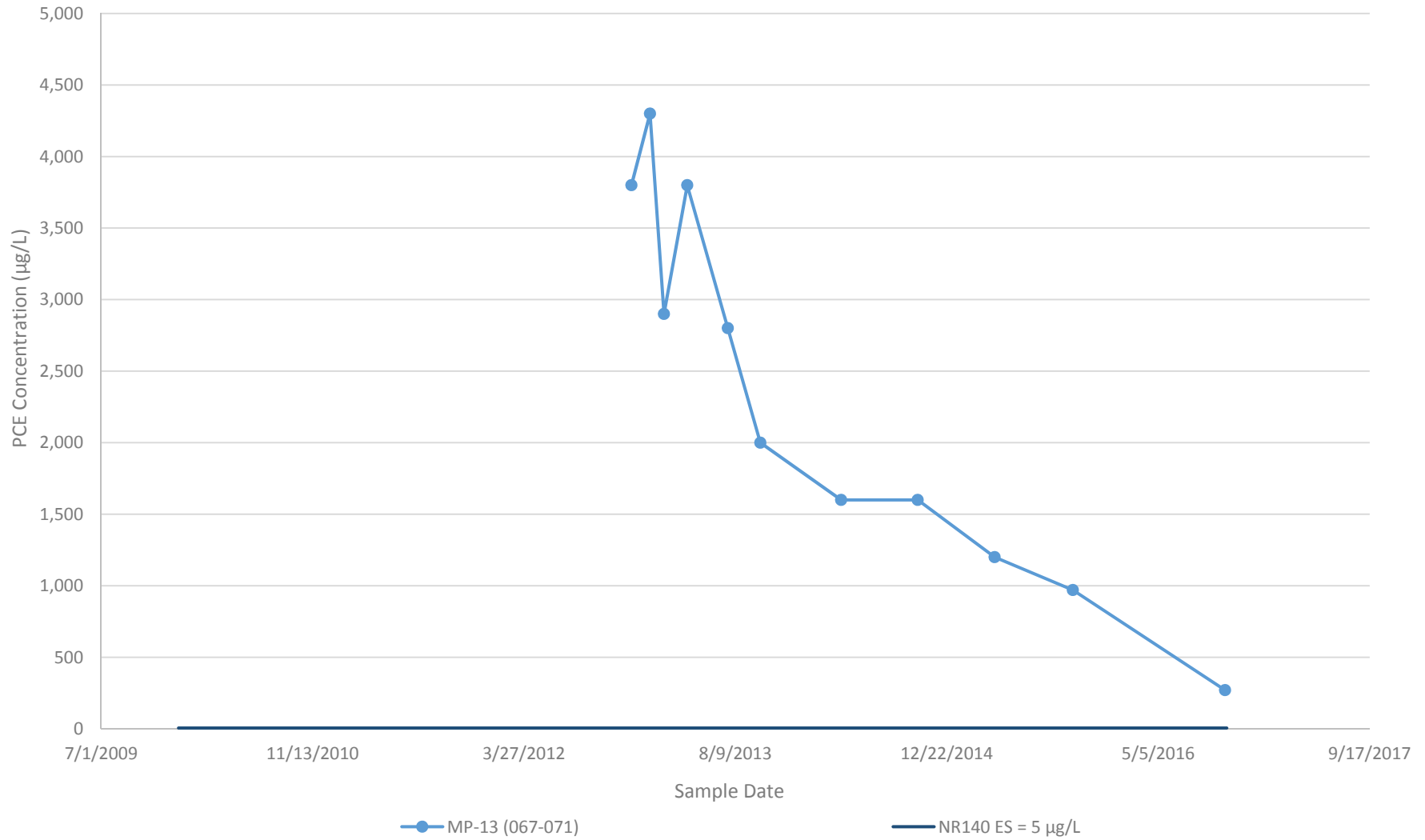
Trend Plot A.44
PCE Concentration in MW-27D2
Madison Kipp Corporation
201 Waubesa Street
Madison, Wisconsin



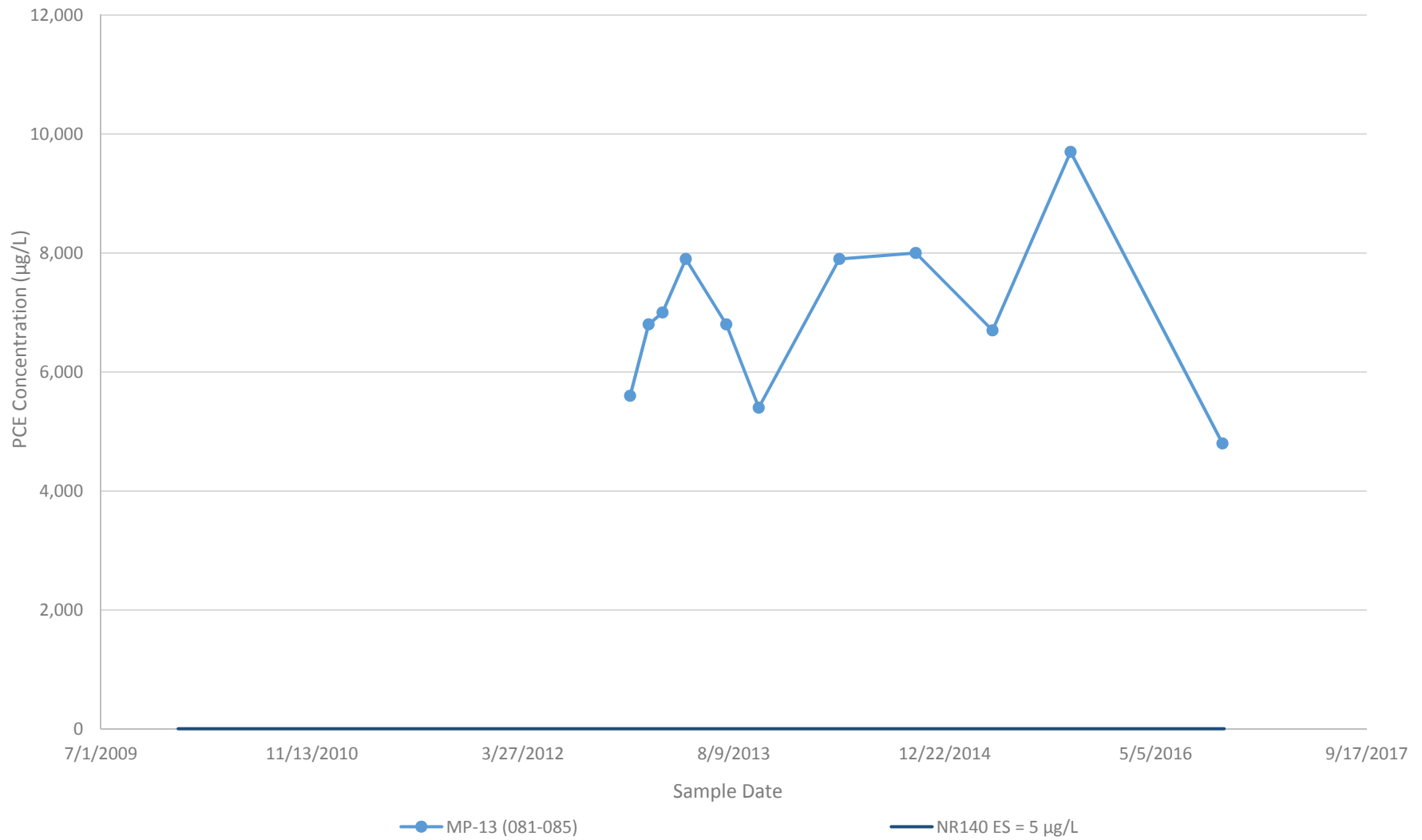
Trend Plot A.45
PCE Concentration in MP-13 (44-48)
Madison Kipp Corporation
201 Waubesa Street
Madison, Wisconsin



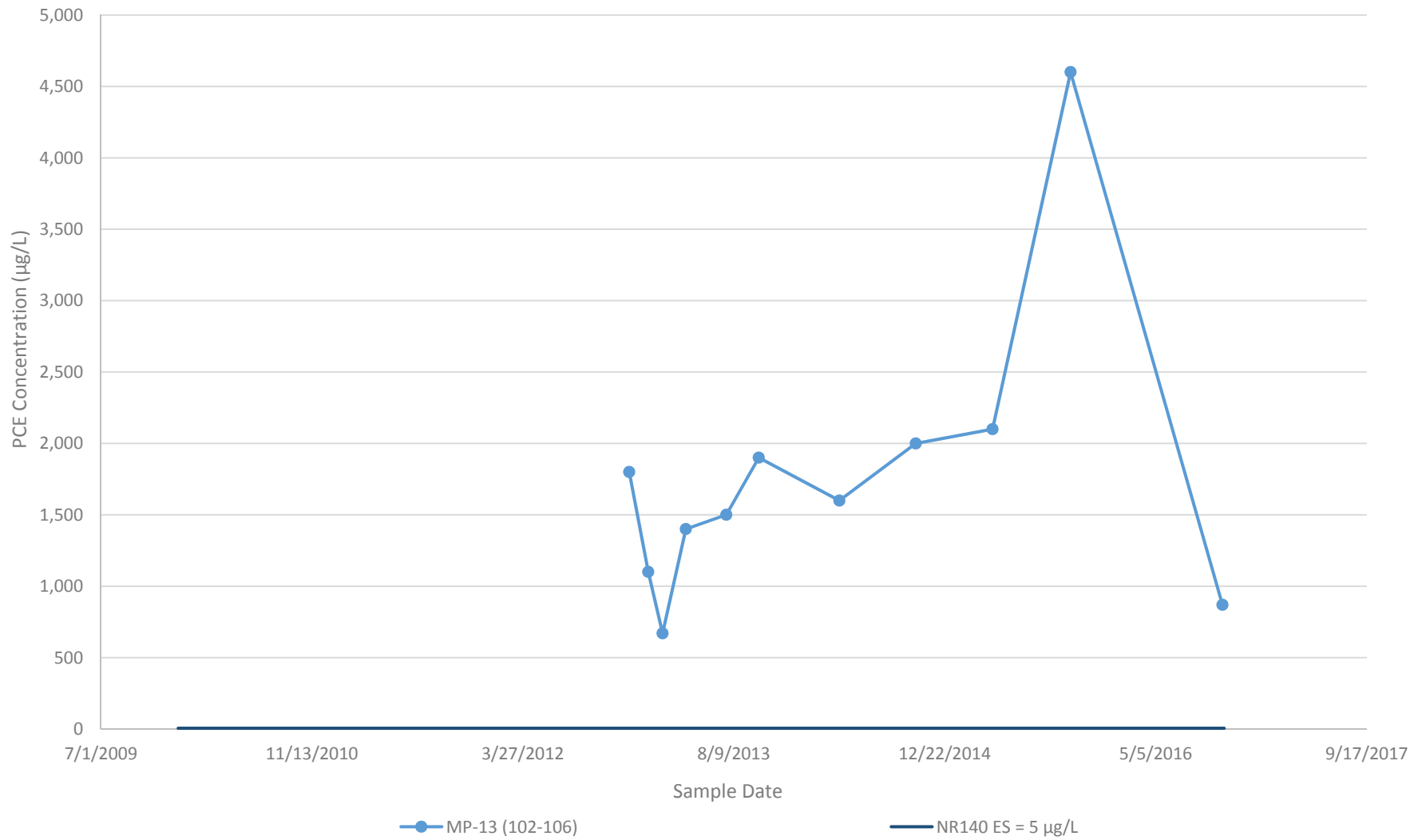
Trend Plot A.46
PCE Concentration in MP-13 (67-71)
Madison Kipp Corporation
201 Waubesa Street
Madison, Wisconsin



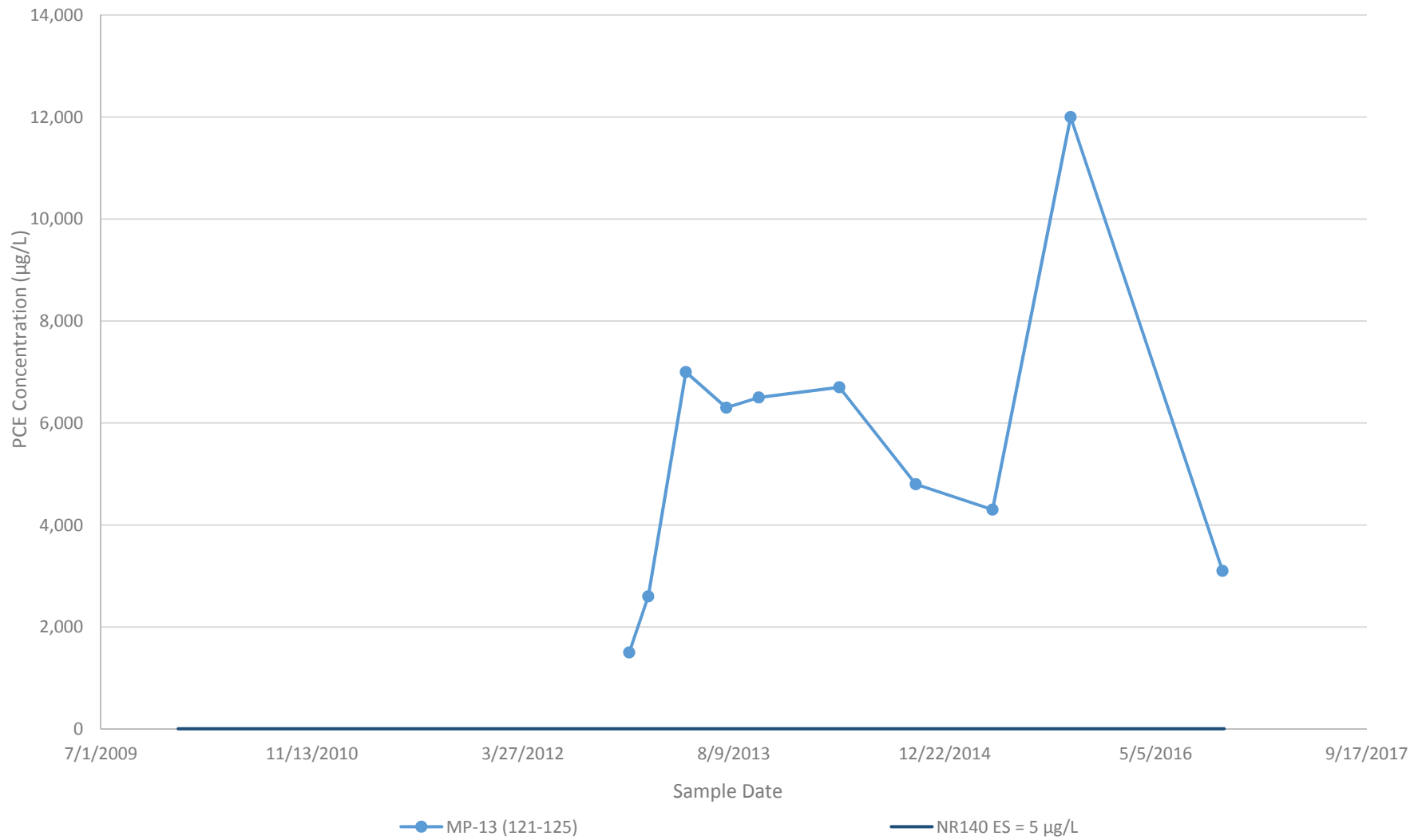
Trend Plot A.47
PCE Concentration in MP-13 (81-85)
Madison Kipp Corporation
201 Waubesa Street
Madison, Wisconsin



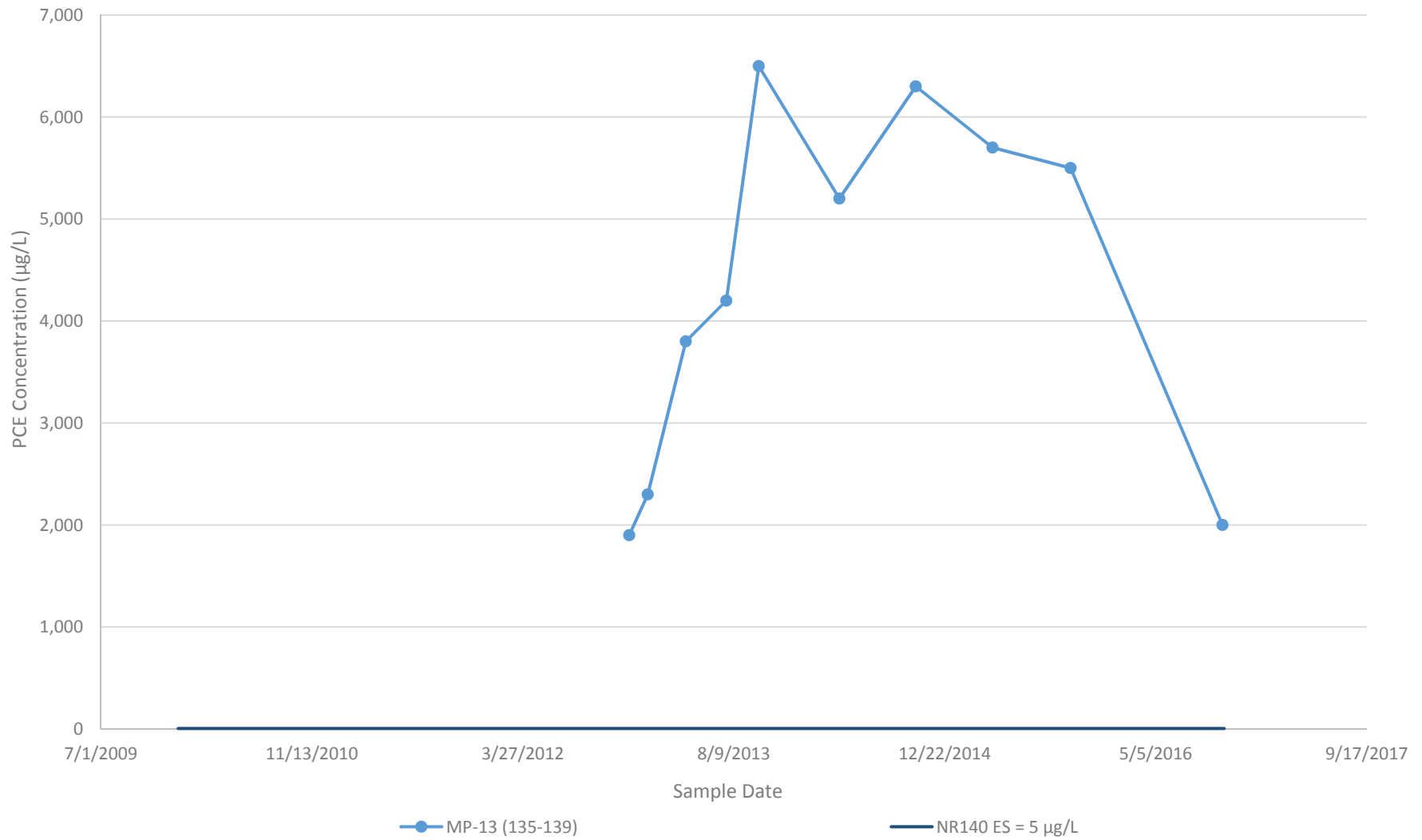
Trend Plot A.48
PCE Concentration in MP-13 (102-106)
Madison Kipp Corporation
201 Waubesa Street
Madison, Wisconsin



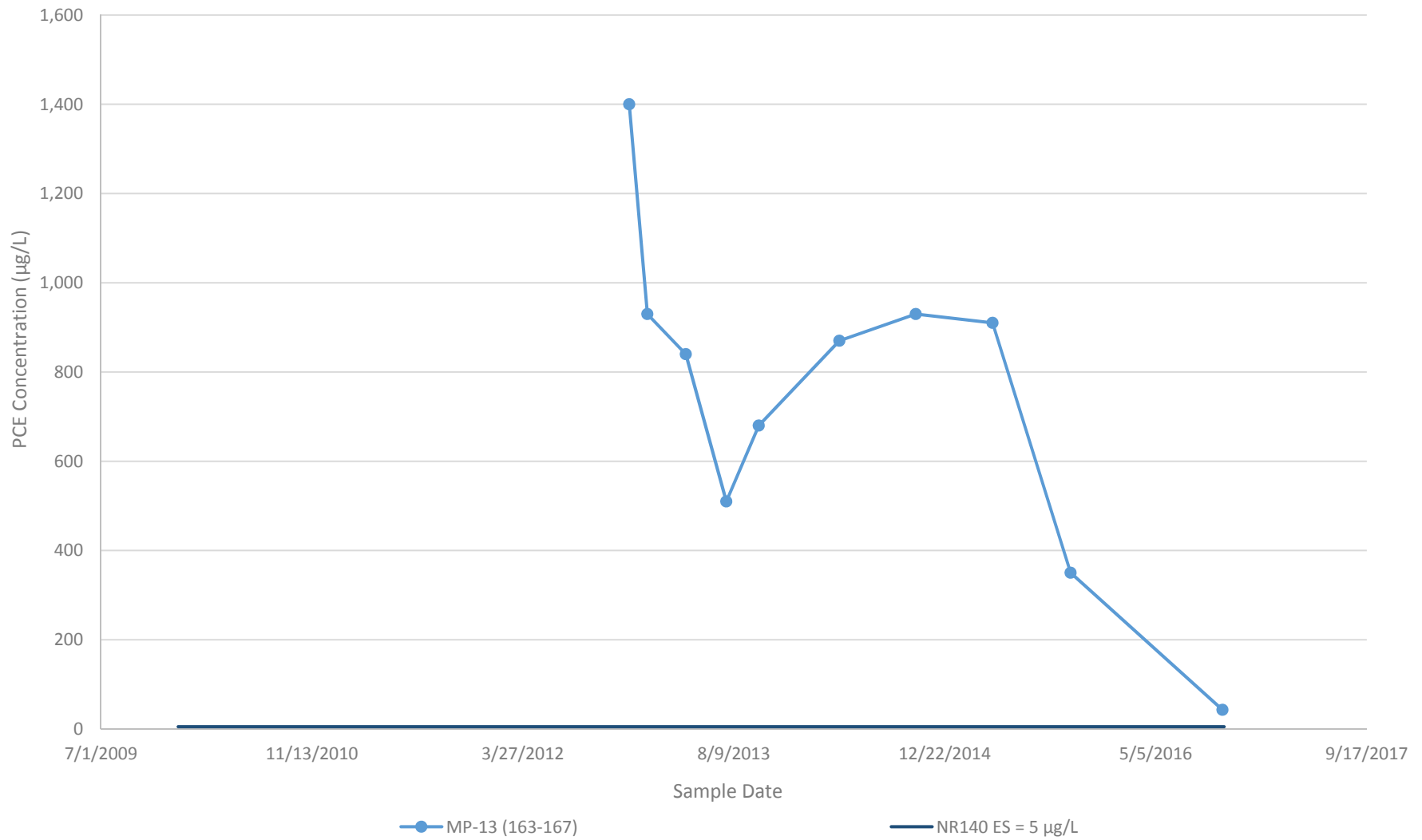
Trend Plot A.49
PCE Concentration in MP-13 (121-125)
Madison Kipp Corporation
201 Waubesa Street
Madison, Wisconsin



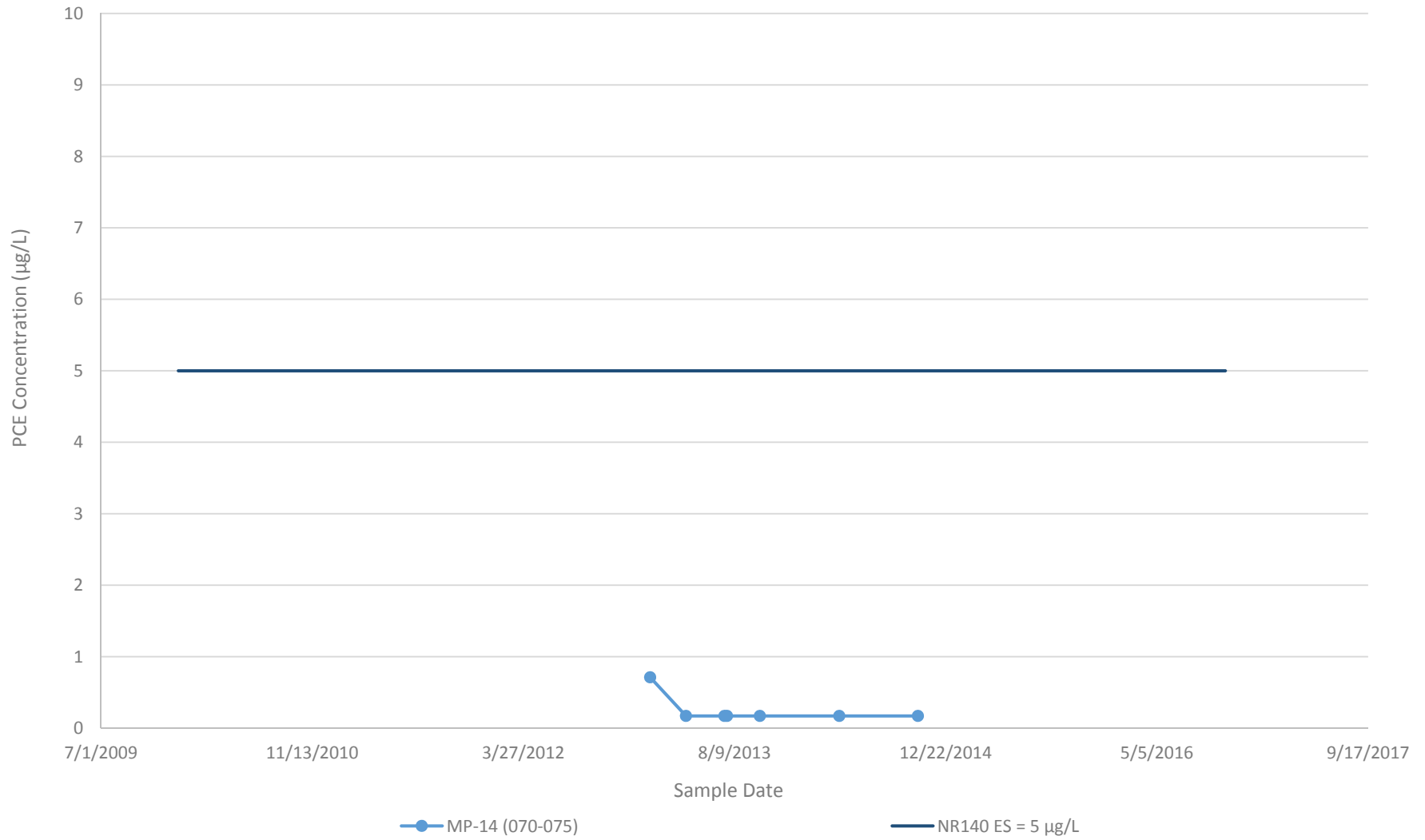
Trend Plot A.50
PCE Concentration in MP-13 (135-139)
Madison Kipp Corporation
201 Waubesa Street
Madison, Wisconsin



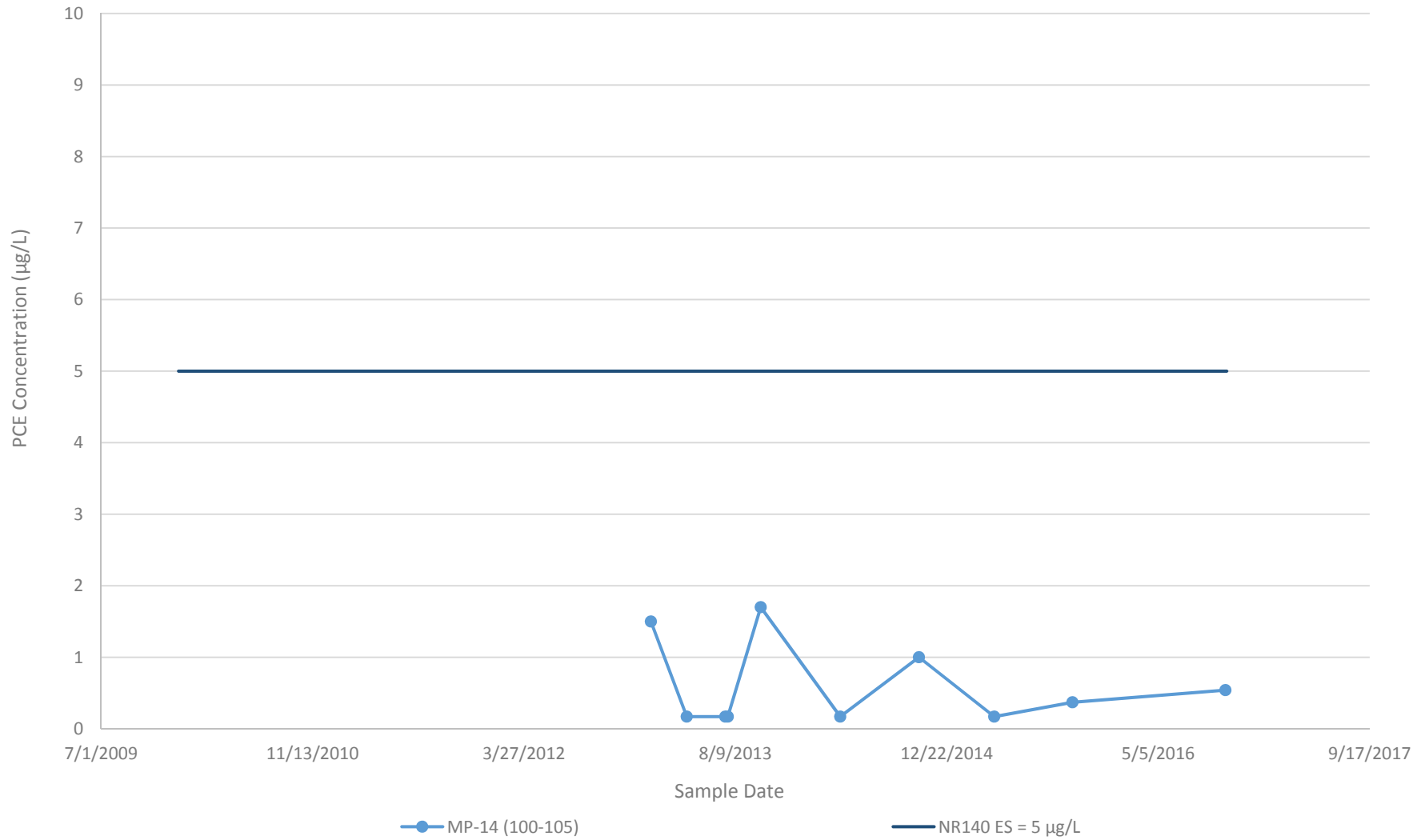
Trend Plot A.51
PCE Concentration in MP-13 (163-167)
Madison Kipp Corporation
201 Waubesa Street
Madison, Wisconsin



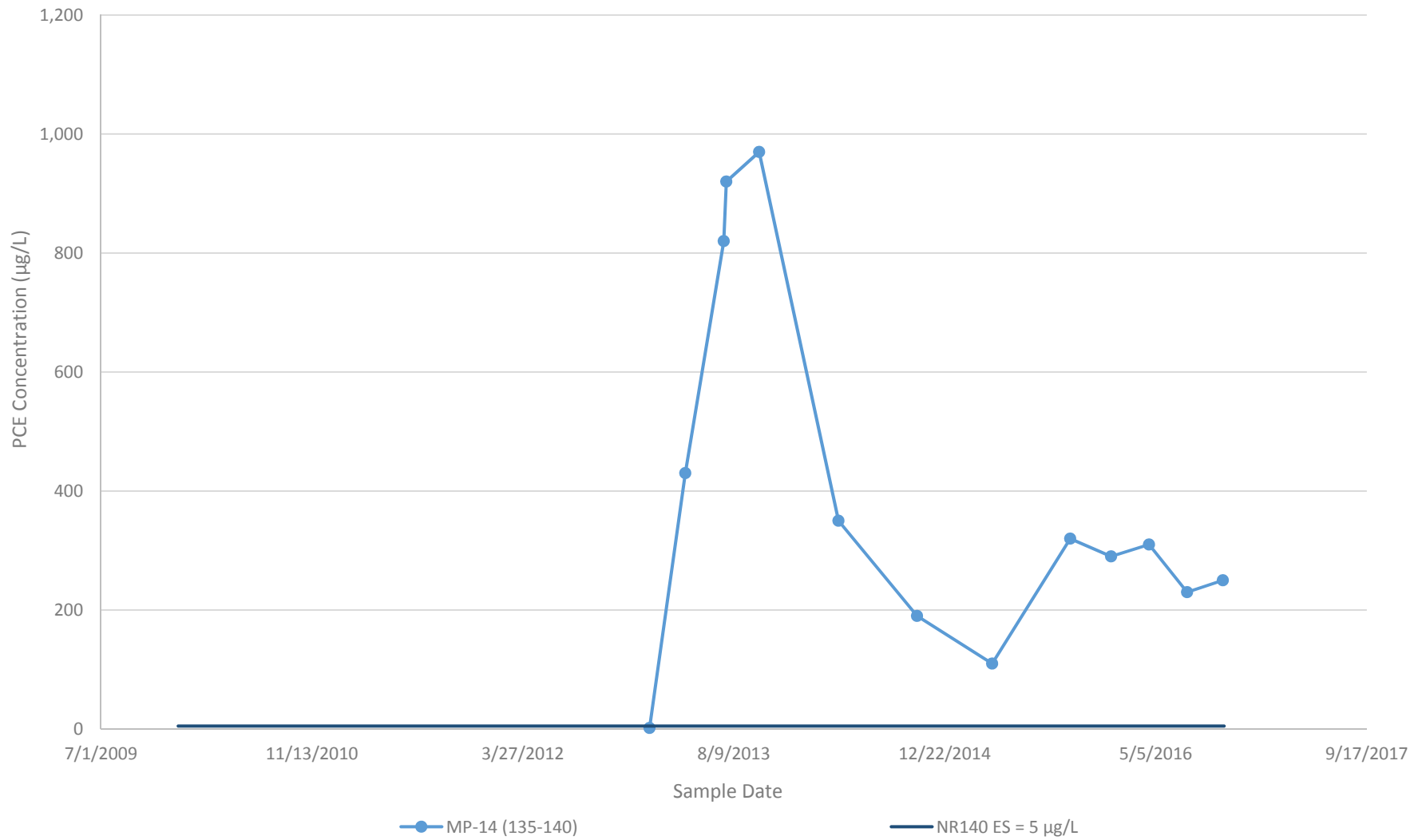
Trend Plot A.52
PCE Concentration in MP-14 (70-75)
Madison Kipp Corporation
201 Waubesa Street
Madison, Wisconsin



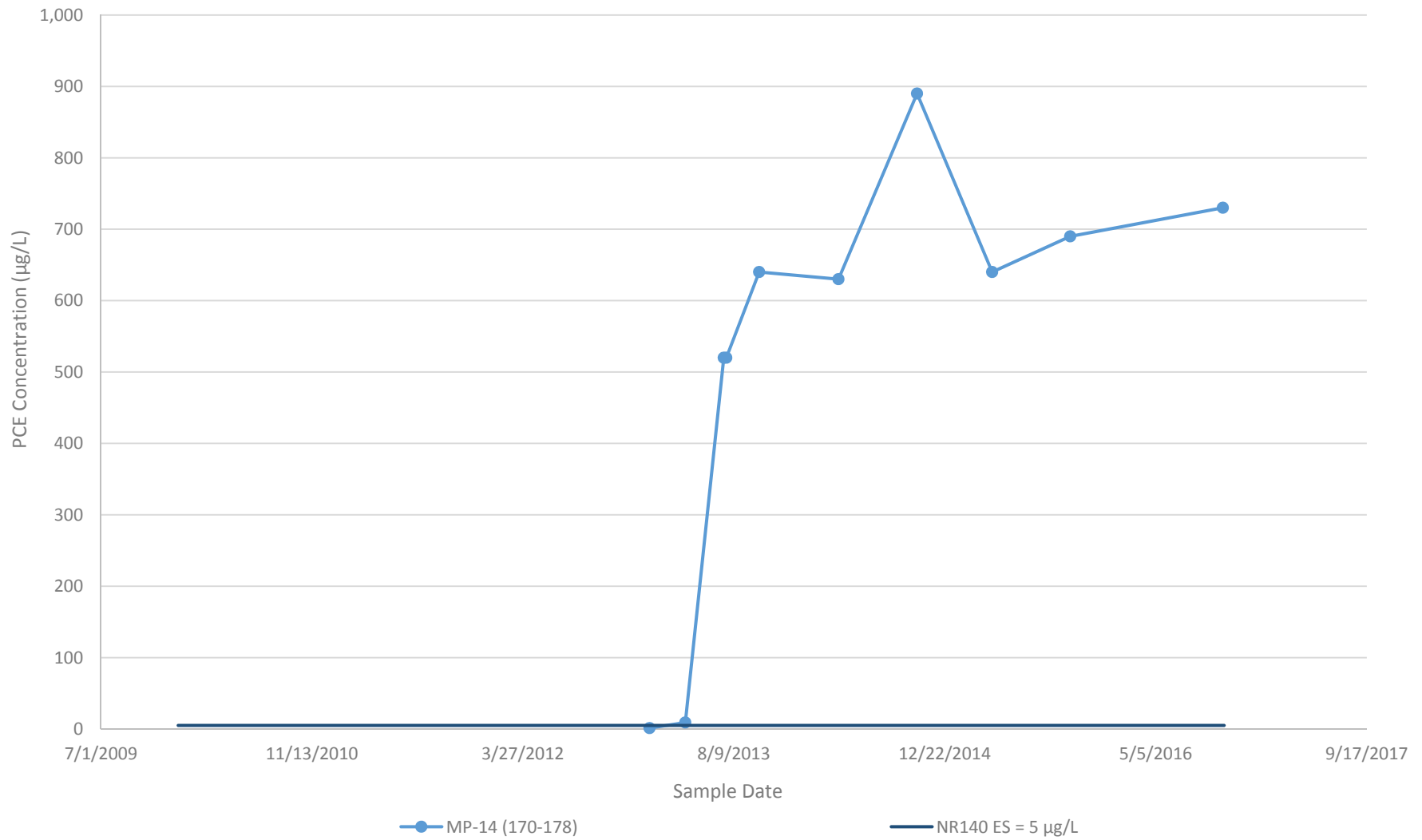
Trend Plot A.53
PCE Concentration in MP-14 (100-105)
Madison Kipp Corporation
201 Waubesa Street
Madison, Wisconsin



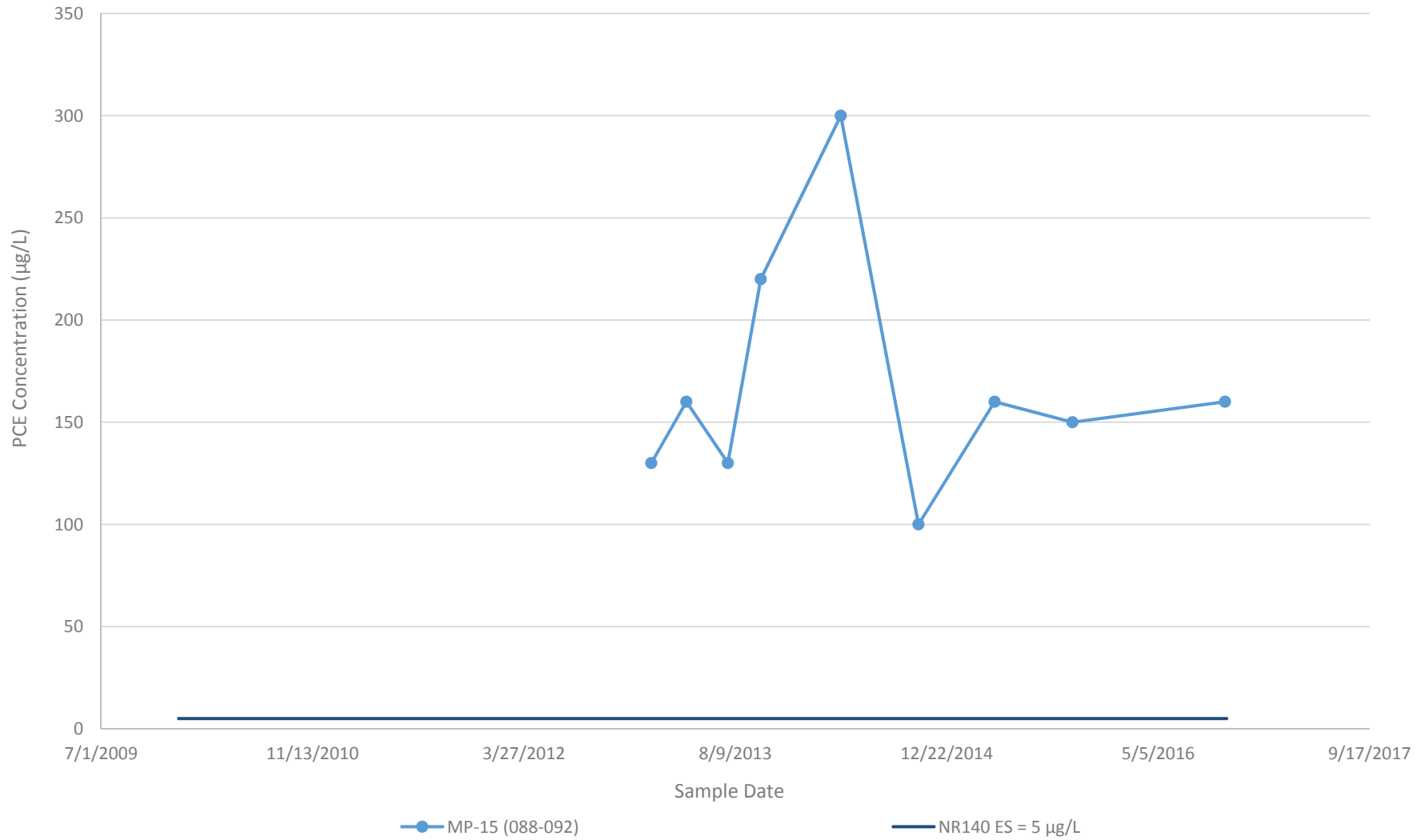
Trend Plot A.54
PCE Concentration in MP-14 (135-140)
Madison Kipp Corporation
201 Waubesa Street
Madison, Wisconsin



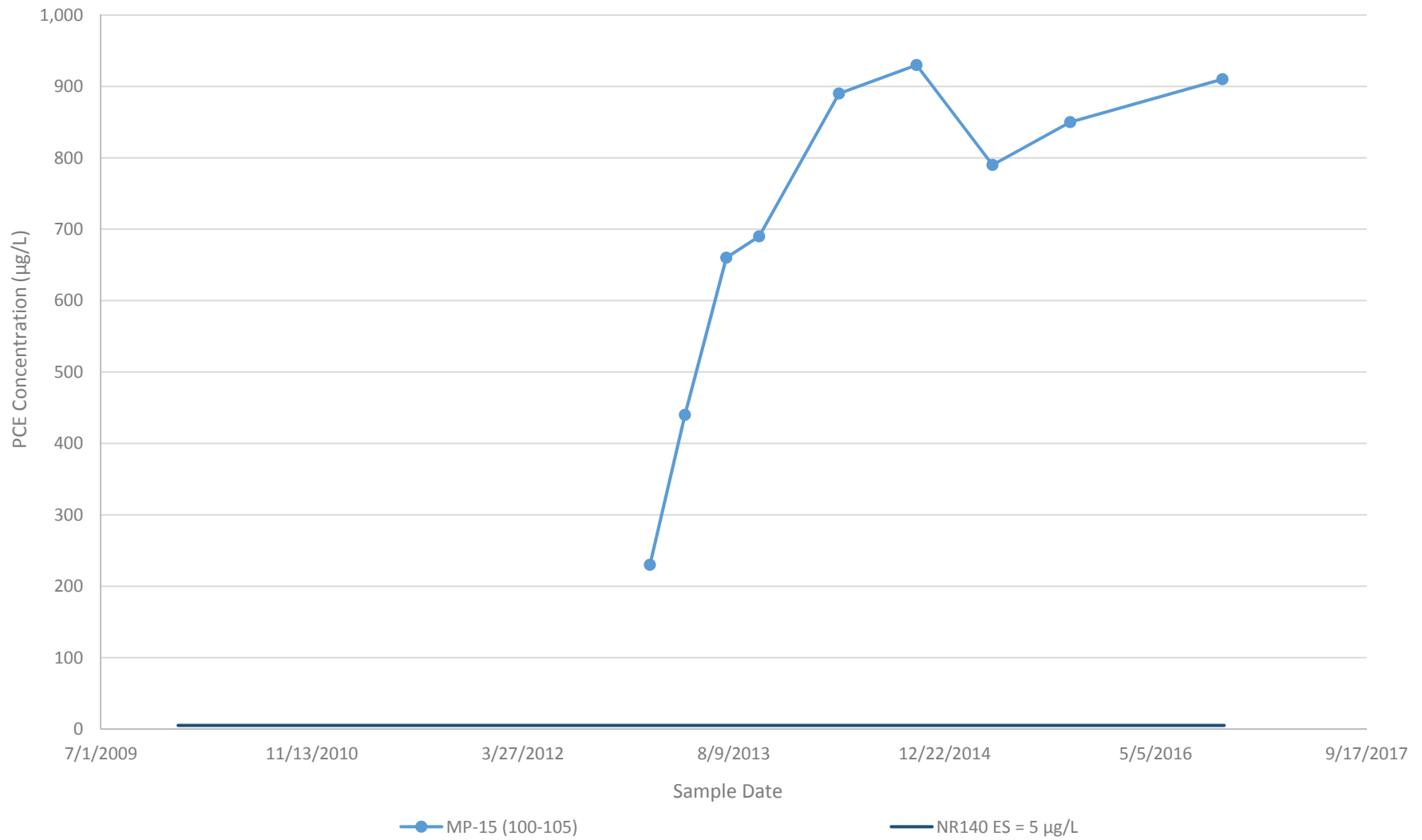
Trend Plot A.55
PCE Concentration in MP-14 (170-178)
Madison Kipp Corporation
201 Waubesa Street
Madison, Wisconsin



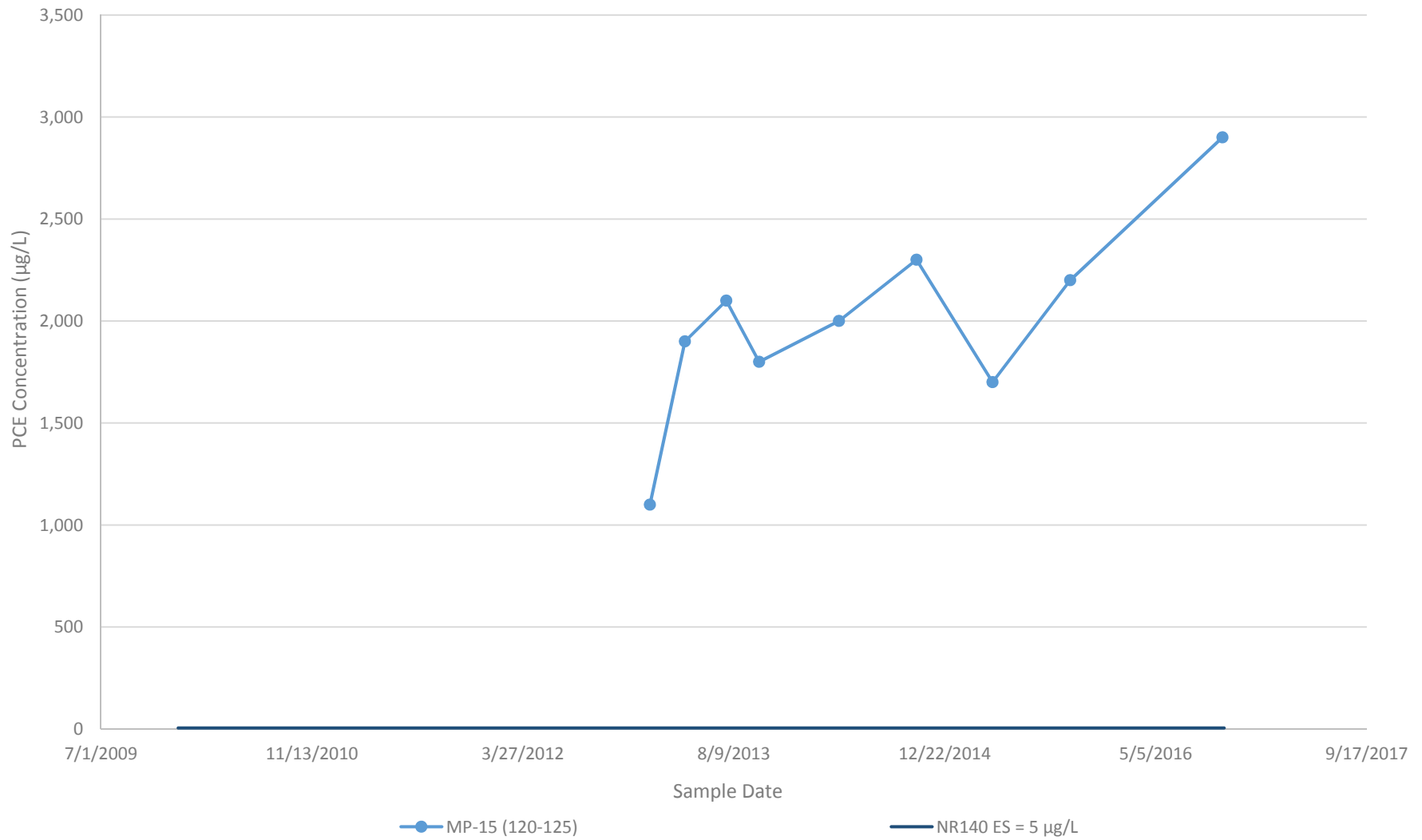
Trend Plot A.56
PCE Concentration in MP-15 (88-92)
Madison Kipp Corporation
201 Waubesa Street
Madison, Wisconsin



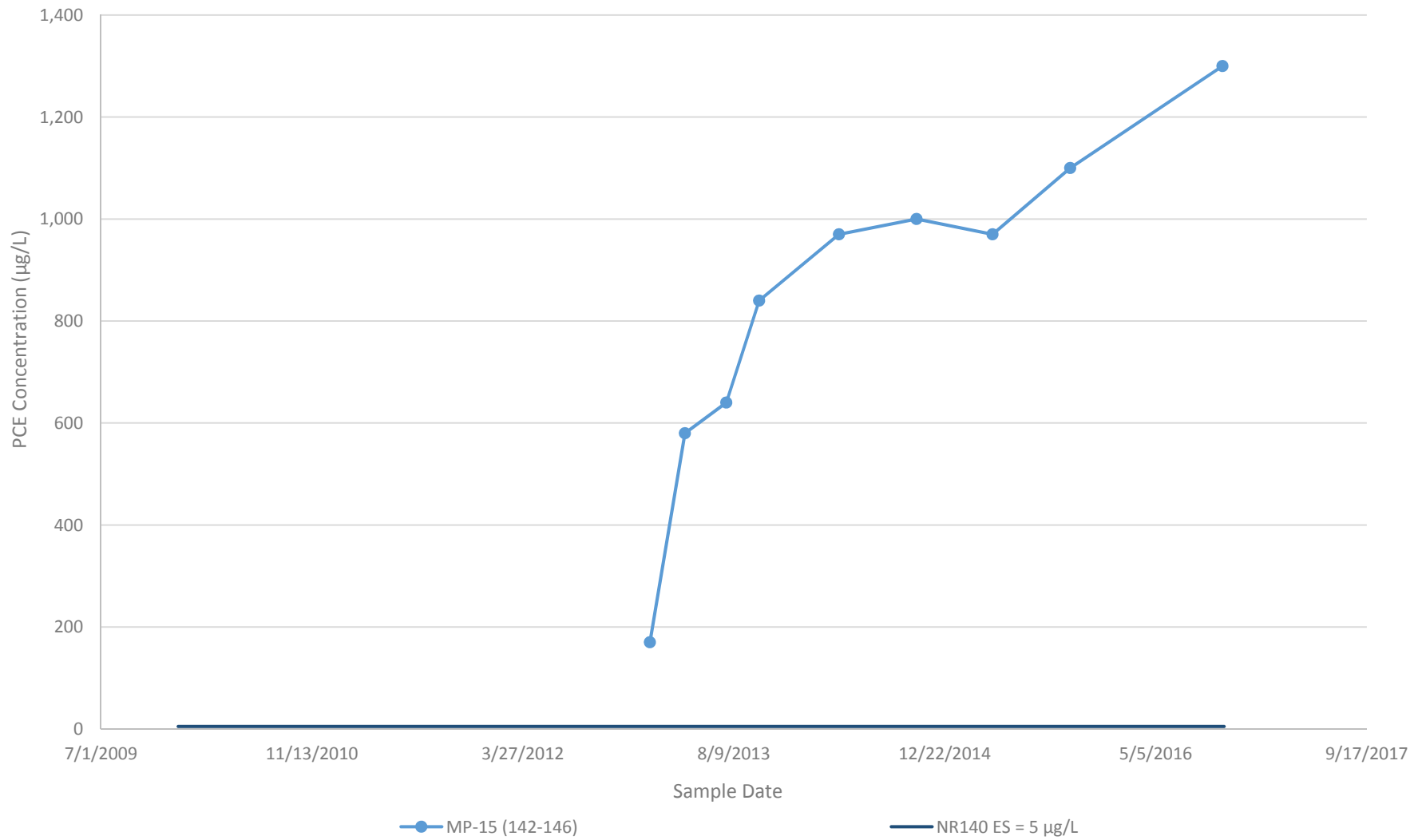
Trend Plot A.57
PCE Concentration in MP-15 (100-105)
Madison Kipp Corporation
201 Waubesa Street
Madison, Wisconsin



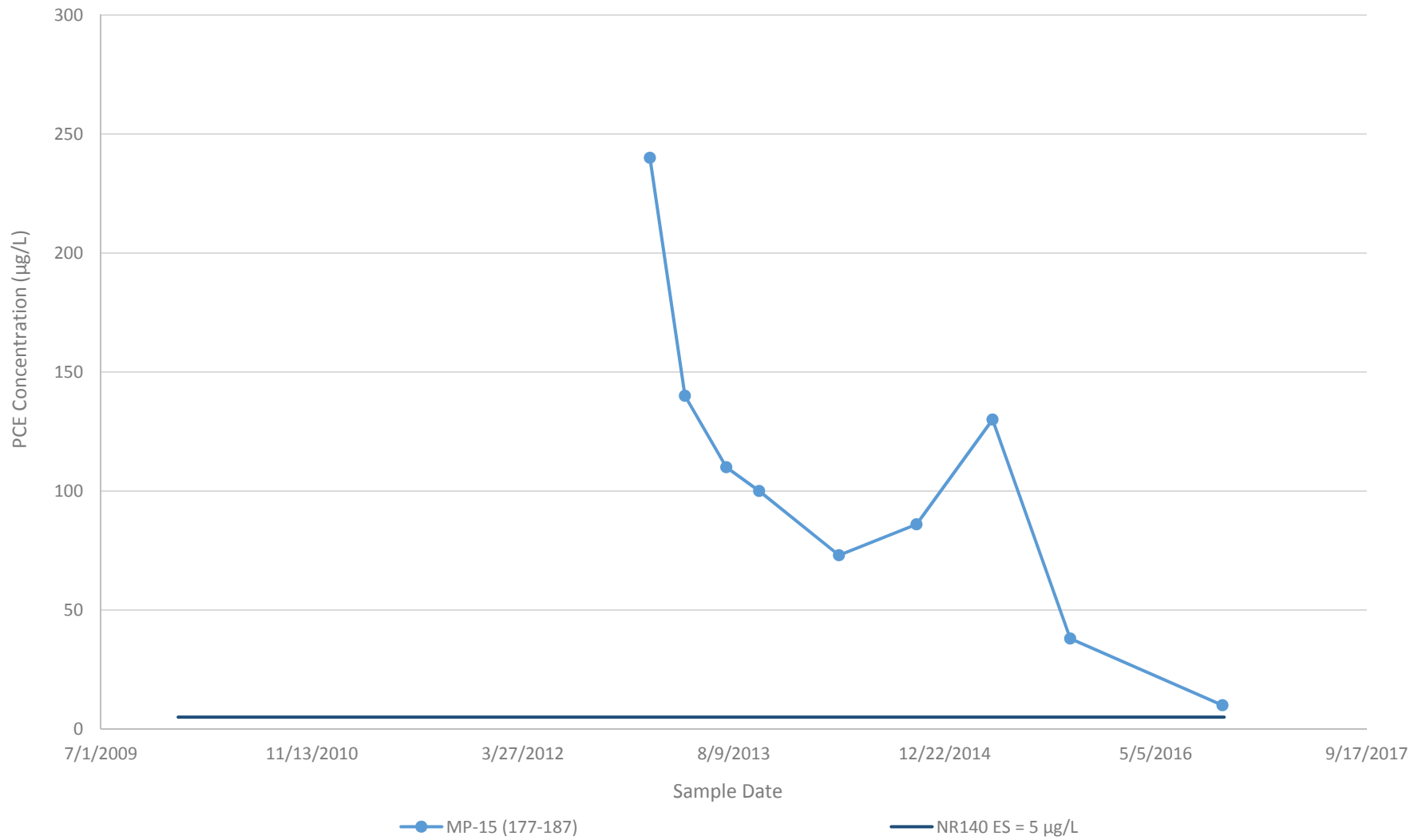
Trend Plot A.58
PCE Concentration in MP-15 (120-125)
Madison Kipp Corporation
201 Waubesa Street
Madison, Wisconsin



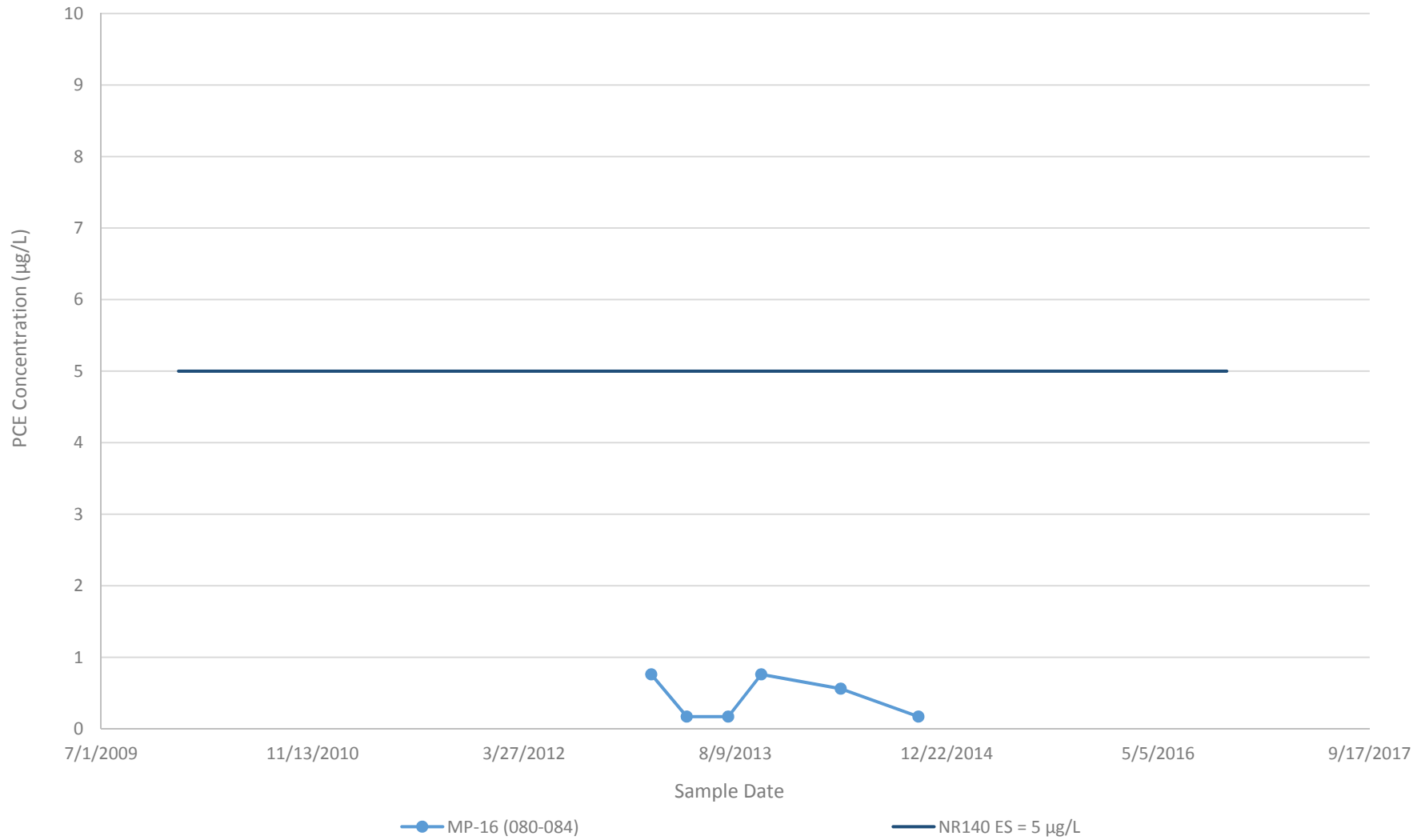
Trend Plot A.59
PCE Concentration in MP-15 (142-146)
Madison Kipp Corporation
201 Waubesa Street
Madison, Wisconsin



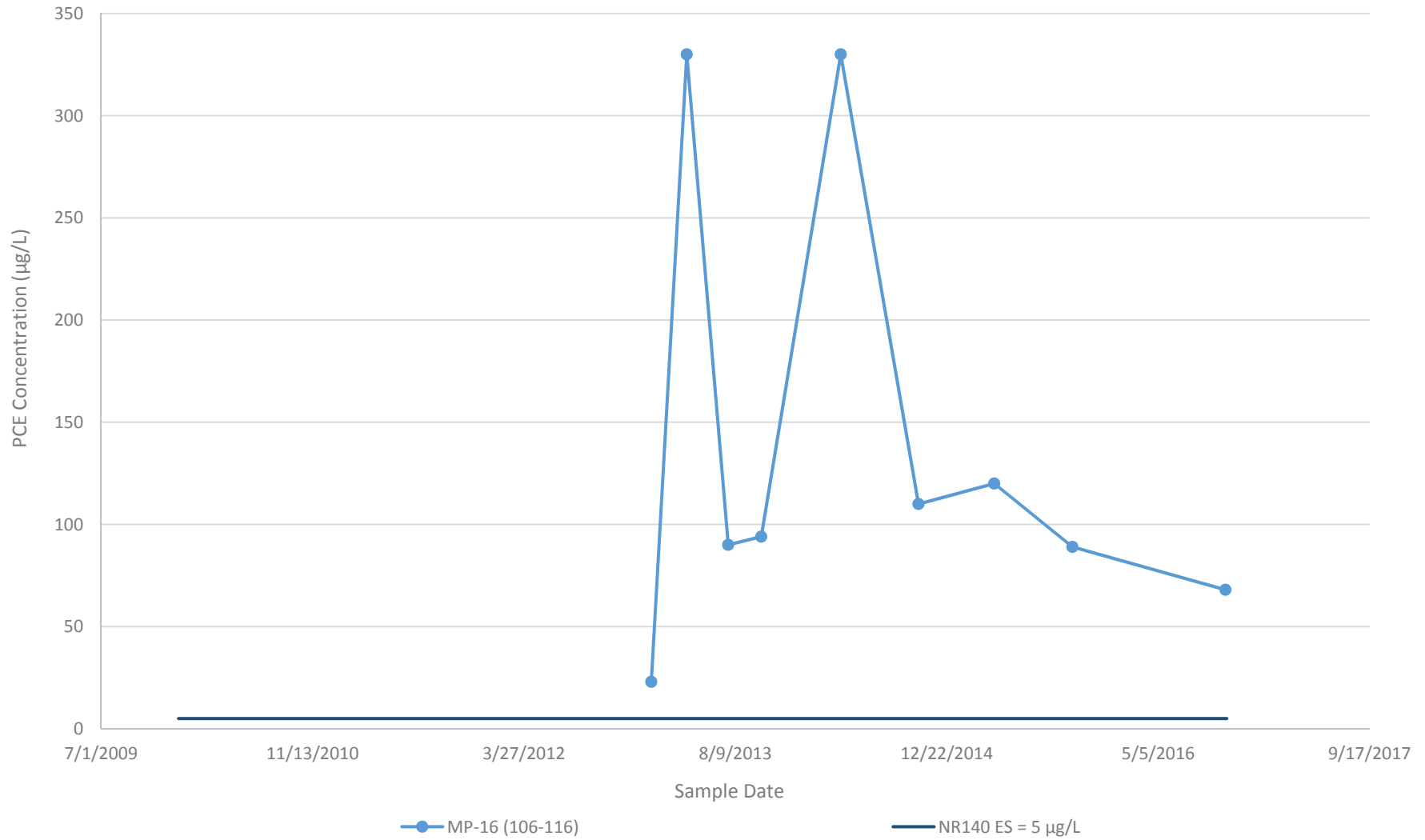
Trend Plot A.60
PCE Concentration in MP-15 (177-187)
Madison Kipp Corporation
201 Waubesa Street
Madison, Wisconsin



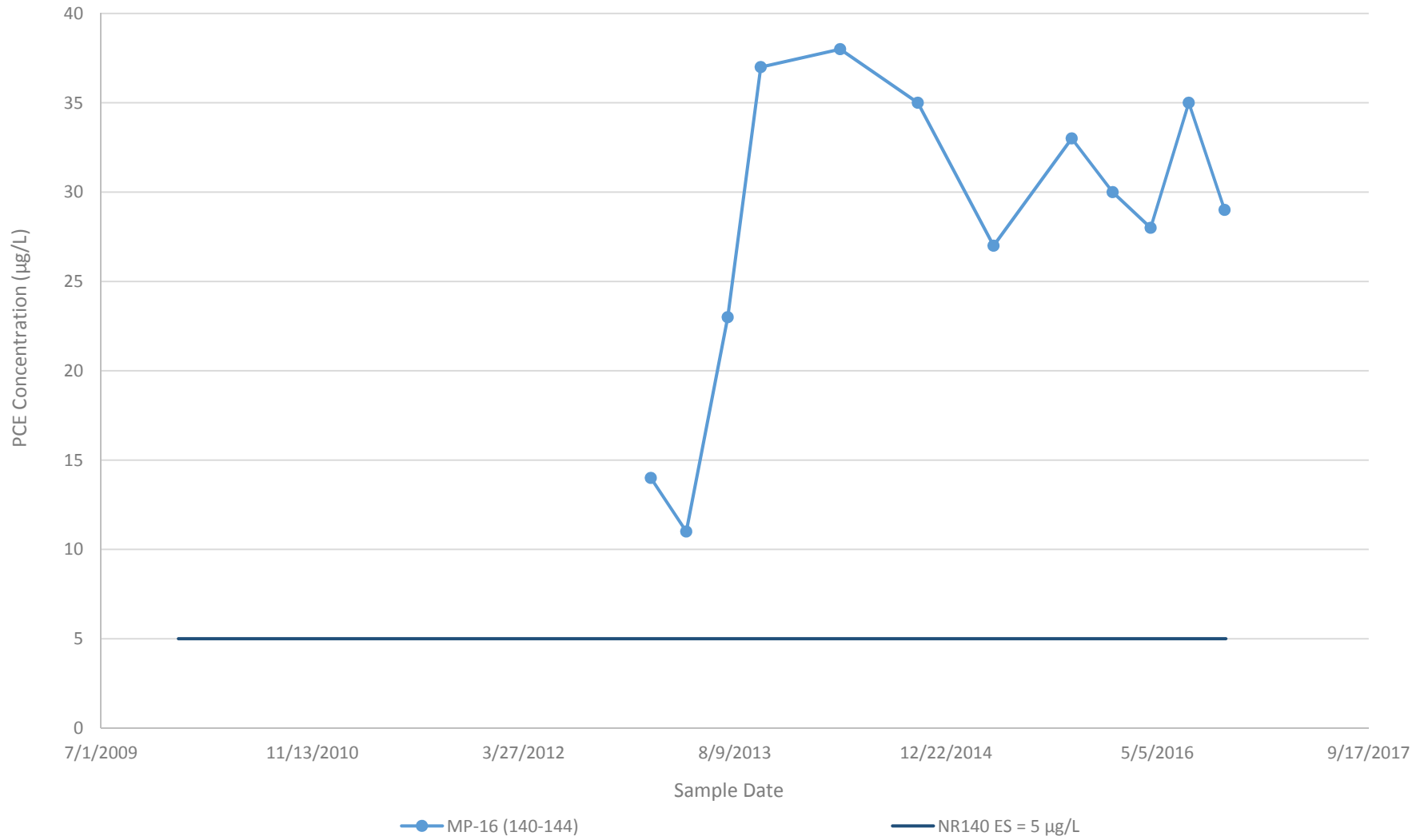
Trend Plot A.61
PCE Concentration in MP-16 (80-84)
Madison Kipp Corporation
201 Waubesa Street
Madison, Wisconsin



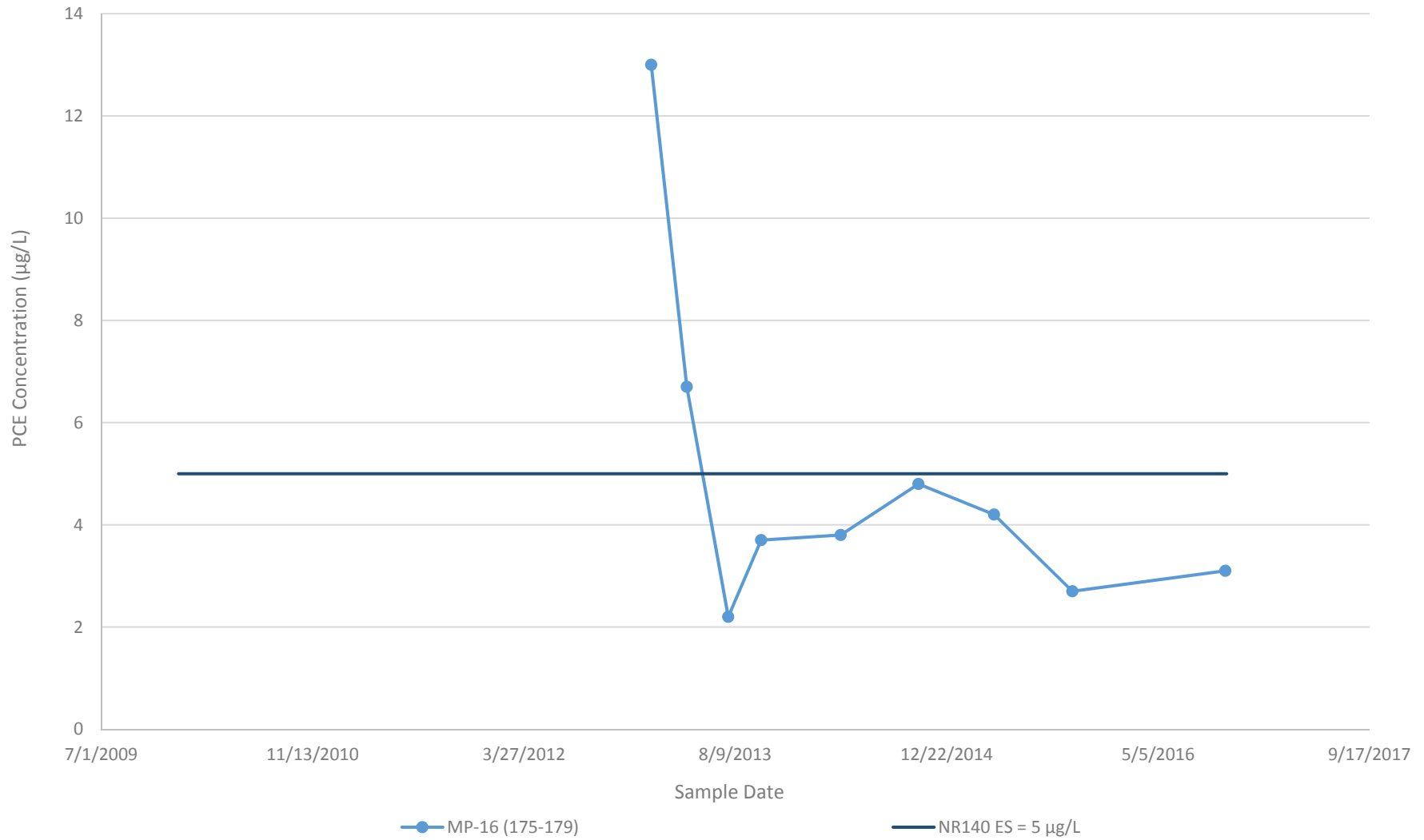
Trend Plot A.62
PCE Concentration in MP-16 (106-116)
Madison Kipp Corporation
201 Waubesa Street
Madison, Wisconsin



Trend Plot A.63
PCE Concentration in MP-16 (140-144)
Madison Kipp Corporation
201 Waubesa Street
Madison, Wisconsin



Trend Plot A.64
PCE Concentration in MP-16 (175-179)
Madison Kipp Corporation
201 Waubesa Street
Madison, Wisconsin



Appendix B Remediation Site Operation, Maintenance, Monitoring, and Optimization Report Form 4400-194

GENERAL INSTRUCTIONS, PURPOSE AND APPLICABILITY OF THIS FORM: Completion of this form is required under s. NR 724.13(3), Wis. Adm. Code. A narrative report or letter containing the equivalent information required in this form may be submitted in lieu of the actual form. Failure to submit this form as required is a violation of s. NR 724.13(3), Wis. Adm. Code, and is subject to the penalties in s. 292.99, Wis. Stats. This form must be submitted every six months for soil or groundwater remediation projects that report operation and maintenance progress in accordance with s. NR 724.13(3), Wis. Adm. Code.

Note: Long-term monitoring results submitted in accordance with s. NR 724.17(3), Wis. Adm. Code are required to be submitted within 10 business days of receiving sampling results and are not required to be submitted using this form. However, portions of this form require monitoring data summary information that may be based on information previously submitted in accordance with s. NR 724.17(3), Wis. Adm. Code.

Note: Responsible parties should check with the State Project Manager assigned to the site to determine if this form is required to be submitted at sites responded to under the Federal Comprehensive Environmental Response and Compensation Act (commonly known as Superfund) or an equivalent State lead Superfund response.

Note: Responsible parties should check with the State Project Manager assigned to the site to determine if any of the information required in this form may be omitted or changed and obtain prior written approval for any omissions or changes.

Submittal of this form is not a substitute for reporting required by Department programs such as Waste Water or Air Management. Personally identifiable information on this form is not intended to be used for any other purpose than tracking progress of the remediation by the Bureau for Remediation and Redevelopment.

Personal information collected will be used for administrative purposes and may be provided to requesters to the extent required by Wisconsin's Open Records Law (ss. 19.31-19.39, Wis. Stats.). Unless otherwise noted, all citations refer to Wisconsin Administrative Code.

Note: There is a separate semi-annual report required under s. NR 700.11(1), Wis. Adm. Code. Reporting under that provision is through an internet-based form:

<http://dnr.wi.gov/topic/Brownfields/documents/regs/NR700progreport.pdf>

Section GI - General Site Information

A. General Information

1. Site name

Madison-Kipp Corporation

2. Reporting period from: 07/01/2016 To: 12/31/2016 Days in period: 184

3. Regulatory agency (enter DNR, DATCP and/or other) 4. BRRTS ID No. (2 digit program-2 digit county-6 digit site specific)
 DNR 02-13-558625

5. Site location

Region	County	Address					
South Central Region	Dane	201 Waubesa Street					
Municipality name	<input type="radio"/> City <input type="radio"/> Town <input type="radio"/> Village		Township	Range	<input checked="" type="radio"/> E <input type="radio"/> W	Section	$\frac{1}{4}$ SW $\frac{1}{4}$ NW
Madison			07 N	10		5	

6. Responsible party Name	7. Consultant	
Alina Satkoski	<input type="checkbox"/> Select if the following information has changed since the last submittal	
Mailing address	Company name	
201 Waubesa Street, Madison, WI 53704		
Phone number	Mailing address	Phone number
(608) 242-5200		

8. Contaminants
 VOCs, Metals, PCBs

9. Soil types (USCS or USDA)
 CL, SP, GP

10. Hydraulic conductivity(cm/sec): 0.08 - 13.2 11. Average linear velocity of groundwater (ft/yr) 0.5 - 12.9

12. If soil is treated ex situ, is the treatment location off site? Yes No

If yes, give location: Region _____ County _____

Municipality name	<input type="radio"/> City <input type="radio"/> Town <input type="radio"/> Village		Township	Range	<input type="radio"/> E <input type="radio"/> W	Section	$\frac{1}{4}$ SW $\frac{1}{4}$ NW
			N				

Site name: Madison-Kipp Corporation

Reporting period from: 07/01/2016 To: 12/31/2016

Days in period: 184

Remediation Site Operation, Maintenance, Monitoring & Optimization Report

Form 4400-194 (R 11/14)

Page 2 of 28

B. Remediation Method

Only submit sections that apply to an individual site. Check all that apply:

- Groundwater extraction (submit a completed Section GW-1).
- Free product recovery (submit a completed Section GW-1).
- In situ air sparging (submit a completed Section GW-2).
- Groundwater natural attenuation (submit a completed Section GW-3).
- Other groundwater remediation method (submit a completed Section GW-4).
- Soil venting (including soil vapor extraction building venting and bioventing submit a completed Section IS-1).
- Soil natural attenuation (submit a completed Section IS-2).
- Other in situ soil remediation method (submit a completed Section IS-3).
- Biopiles (submit a completed Section ES-1).
- Landspreading/thinspreading of petroleum contaminated soil (submit a completed Section ES-2).
- Other ex situ remediation method (submit a completed Section ES-3).
- Site is a landfill (submit a completed Section LF-1).

C. General Effectiveness Evaluation for All Active Systems

If the remediation is active (not natural attenuation), complete this subsection.

1. Is the system operating at design rates and specifications? Yes No

If the answer is no, explain whether or not modifications are necessary to achieve the goal that was previously established in design.

2. Are modifications to the system warranted to improve effectiveness Yes No

If yes, explain:

3. Is natural attenuation an effective low cost option at this time? Yes No

4. Is closure sampling warranted at this time? Yes No

5. Are there any modifications that can be made to the remediation to improve cost effectiveness? Yes No

If yes, explain:

D. Economic and Cost Data to Date

1. Total investigation cost: _____

2. Implementation costs (design, capital and installation costs, excluding investigation costs): _____

3. Total costs during the previous reporting period: _____

4. Total costs during this reporting period: _____

5. Total anticipated costs for the next reporting period: _____

6. Are any unusual or one-time costs listed in the reporting periods covered by D.3., D.4. or D.5. above? Yes No

If yes, explain:

7. If closure is anticipated within 12 months, estimated costs for project closeout: _____

Site name: Madison-Kipp Corporation
 Reporting period from: 07/01/2016 To: 12/31/2016
 Days in period: 184

Remediation Site Operation, Maintenance, Monitoring & Optimization Report

Form 4400-194 (R 11/14)

E. Name(s), Signature(s) and Date of Person(s) Submitting Form

Legibly print name, date and sign. Only persons qualified to submit reports under ch. NR 712 Wis. Adm. Code are to sign this form for sites with any ongoing active remediation, monitoring or an investigation. Other persons may sign this form for sites with no response activities during the six month reporting period.

Registered Professional Engineers:

I hereby certify that I am a registered professional engineer in the State of Wisconsin, registered in accordance with the requirements of ch. A-E 4, Wis. Adm. Code; that this document has been prepared in accordance with the rules of Professional Conduct in ch. A-E 8, Wis. Adm. Code; and that, to the best of my knowledge, all information contained in this document is correct and the document was prepared in compliance with all applicable requirements in chs. NR 700 to 726, Wis. Adm. Code.

Print name Katherine Vater	Title Project Manager
Signature <i>Katherine Vater</i>	Date March 6, 2017

Hydrogeologists:

I hereby certify that I am a hydrogeologist as that term is defined in s. NR 712.03(1), Wis. Adm. Code, and that, to the best of my knowledge, all information contained in this document is correct and the document was prepared in compliance with all applicable requirements in chs. NR 700 to 726, Wis. Adm. Code.

Print name	Title
Signature	Date

Scientists:

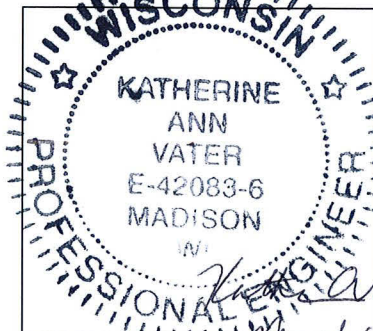

I hereby certify that I am a scientist as that term is defined in s. NR 712.03(3), Wis. Adm. Code, and that, to the best of my knowledge, all information contained in this document is correct and the document was prepared in compliance with all applicable requirements in chs. NR 700 to 726, Wis. Adm. Code.

Print name	Title
Signature	Date

Other Persons:

Print name Andrew Stehn	Title Project Engineer
Signature <i>Andrew Stehn</i>	Date 3/7/2017

Professional Seal(s), if applicable:



Katherine Vater
March 6, 2017

Site name: Madison-Kipp Corporation

Reporting period from: 07/01/2016 To: 12/31/2016

Days in period: 184

Remediation Site Operation, Maintenance, Monitoring & Optimization Report

Form 4400-194 (R 11/14)

Page 4 of 28

Section GW-1, Groundwater Pump and Treat Systems and Free Product Recovery Systems

A. Groundwater Extraction System Operation:

1. Total number of groundwater extraction wells or trenches available: 1 and the number in use during period: 1

2. Number of days of operation (only list the number of days the system actually operated, if unknown explain):
170 days

3. System utilization in percent (days of operation divided by reporting time period multiplied by 100). If < 80%, explain:
93%

4. Quantity of groundwater extracted during this time period: 11,107,127 gallons

5. Average groundwater extraction rate: 45 gpm

6. Quantity of dissolved phase contaminants removed during this time period in pounds: 131 lbs

B. Free Product Recovery System Operation

1. Is free product (nonaqueous phase liquid) being recovered at this site? Yes No

If yes, explain:

2. Quantity of free product extracted during this time period (enter none if none): _____ gallons

3. Average free product extraction rate: _____ gpm

C. System Effectiveness Evaluation

1. Is a contaminated groundwater plume fully contained in the capture zone? Yes No

If no, explain:

The groundwater extraction and treatment system was designed to facilitate the removal of volatile organic compound (VOC) mass in addition to providing hydraulic containment of VOCs in groundwater in order to minimize off-site VOC migration.

2. If free product is present, is the free product fully contained in capture zone? Yes No

If no, explain:

3. If free product is present in any wells at the site, but free product was not recovered during reporting period, explain:

4. If free product is not present, determine the single contaminant that requires the greatest percent reduction to achieve ch. NR 140 ES and PAL. Perform this calculation for all contaminants that were present at the site that have ch. NR 140 standards. Use the highest contaminant concentration measured in any sampling points during reporting period. If free product is present, write "FREE PRODUCT" in C.4.a.

a. Contaminant: Tetrachloroethene

b. Percent reduction necessary to reach ch. NR 140 ES and PAL: 99 %

c. Maximum contaminant concentration level in any monitoring well of that contaminant: 4,800 µg/L

d. Maximum contaminant concentration level in any extraction well of that contaminant: 1,700 µg/L

Site name: Madison-Kipp Corporation

Reporting period from: 07/01/2016 To: 12/31/2016

Days in period: 184

Remediation Site Operation, Maintenance, Monitoring & Optimization Report

Form 4400-194 (R 11/14)

Page 5 of 28

- e. If the maximum concentration in a monitoring well is more that one order of magnitude above the concentration measured in an extraction well, explain why the extracted groundwater contamination levels are significantly less than the levels at other locations within the aquifer.

Not Applicable

D. Additional Attachments

Attach the following to this form:

- Most recent report to the DNR Wastewater Program, if applicable. [Appendix C](#)
- Groundwater contour map with capture zone indicated. [Figures 3-6](#)
- Groundwater contaminant distribution map (may be combined with contour map). [Figures 7-10](#)
- Graph of cumulative contaminant removal, if both free product recovery and ground water extraction are used, provide separate graphs.
- Time versus groundwater contaminant concentration graphs for the contaminant listed in C.4.a. (above), as follows:
 - Graph of contaminant concentrations versus time for each extraction well in use during the period. [Appendix A;Graph A.2](#)
 - Graph of contaminant concentrations versus time for the monitoring well with the greatest level of contamination. [Appendix A;Graph A.47](#)
- Groundwater contaminant chemistry table. [Table 12](#)
- Groundwater elevations table. [Table 11](#)
- System operational data table. [Table 1](#)

Site name: Madison-Kipp Corporation

Reporting period from: 07/01/2016 To: 12/31/2016

Days in period: 184

Remediation Site Operation, Maintenance, Monitoring & Optimization Report

Form 4400-194 (R 11/14)

Page 6 of 28

Section GW-2, In Situ Air Sparging Systems

A. In Situ Air Sparging System Operation

1. Number of air injection wells at the site and the number actually in use during the period: _____
2. Number of days of operation (only list the number of days the system actually operated, if unknown explain): _____
3. System utilization in percent (days of operation divided by reporting time period multiplied by 100). If < 80%, explain: _____

B. System Effectiveness Evaluation

1. If free product is not present, determine the single contaminant that requires the greatest percent reduction to achieve ch. NR 140 ES and PAL. Perform this calculation for all contaminants that were present at the site that have ch. NR 140 standards. Use the highest contaminant concentration measured in any sampling points during reporting period. If free product is present, write "FREE PRODUCT" in B.1.a.
 - a. Contaminant: _____
 - b. Percent reduction necessary to reach ch. NR 140 ES and PAL: _____ %
 - c. Maximum contaminant concentration level in any monitoring well: _____ µg/L
2. Is there any evidence that air is short circuiting through natural or man-made pathways? Yes No
If yes, explain: _____
3. Is the size of the plume: Increasing Stabalized Decreasing ?
If increasing, explain: _____

C. Additional Attachments

Attach the following to this form:

- Groundwater contour map.
- Groundwater contaminant distribution map (may be combined with contour map).
- When contaminants are aerobically biodegradable, attach a dissolved oxygen in groundwater map (dissolved oxygen may be combined with the contaminant data on a single map).
- Site map with all air injection wells and groundwater monitoring points.
- Graph of contaminant concentrations versus time for the contaminant listed in B.1.a. (above) for the monitoring point with the greatest level of contamination.
- Groundwater contaminant chemistry table.
- Groundwater elevations table.
- System operational data table.

Site name: Madison-Kipp Corporation

Reporting period from: 07/01/2016 To: 12/31/2016

Days in period: 184

Remediation Site Operation, Maintenance, Monitoring & Optimization Report

Form 4400-194 (R 11/14)

Page 7 of 28

Section GW-3, Natural Attenuation (Passive Bioremediation) in Groundwater

A. Effectiveness Evaluation

1. If free product is not present, determine the single contaminant that requires the greatest percent reduction to achieve ch. NR 140 ES and PAL. Perform this calculation for all contaminants that were present at the site that have ch. NR 140 standards. Use the highest contaminant concentration measured in any sampling points during reporting period. If free product is present, write "FREE PRODUCT" in A.1.a

a. Contaminant: _____

b. Percent reduction necessary to reach ch. NR 140 ES and PAL: _____ %

c. Maximum contaminant concentration level in any monitoring well of that contaminant: _____ $\mu\text{g/L}$

2. Aquifer parameters:

a. Hydraulic conductivity: _____ cm/sec

b. Groundwater average linear velocity: _____ ft/yr

3. Is there a downgradient monitoring well that meets ch. NR 140 standards? Yes No

4. Based on water chemistry results, is the plume: Expanding Stabalized Contracting ?

5. If the answer in 4. (above) is "expanding," is natural attenuation still the best option? Yes No

If yes, explain:

6. Biodegradation parameters:

a. Upgradient (or other site specific background) DO level: _____ $\mu\text{g/L}$

b. DO levels in the part of the plume that is most heavily contaminated _____ $\mu\text{g/L}$

7. Is site closure a viable option within 12 months from the date of this form? Yes No

8. Are there any modifications that can improve cost effectiveness? Yes No

If yes, explain:

9. Have groundwater table fluctuations changed the contaminant level trends over time? Yes No

If yes, explain:

10. Has the direction of groundwater flow changed during the reporting period? Yes No

If yes, approximate change in degrees: _____

B. Additional Attachments

Attach the following:

- Groundwater contour map.
- Groundwater contaminant distribution map (may be combined with contour map).
- When contaminants are aerobically biodegradable, attach a dissolved oxygen in groundwater map (dissolved oxygen may be combined with the contaminant data on a single map).
- Graph of contaminant concentrations versus time for the contaminant listed in A.1.a. (above) for the monitoring point with the greatest level of contamination.

Note: This is the minimum required graph; however, it is recommended that multiple time versus contamination concentration graphs as described in the instructions on page 24 for Natural Attenuation of Groundwater be submitted.

- Graph of contaminant concentrations versus distance.
- Groundwater contaminant chemistry table.
- Groundwater biological parameters.
- Groundwater elevations table.

Site name: Madison-Kipp Corporation

Reporting period from: 07/01/2016 To: 12/31/2016

Days in period: 184

Remediation Site Operation, Maintenance, Monitoring & Optimization Report

Form 4400-194 (R 11/14)

Page 8 of 28

Section GW-4, Other Groundwater Remediation Methods

A. Effectiveness Evaluation

1. If free product is not present, determine the single contaminant that requires the greatest percent reduction to achieve ch. NR 140 ES and PAL. Perform this calculation for all contaminants that were present at the site that have ch. NR 140 standards. Use the highest contaminant concentration measured in any sampling points during reporting period. If free product is present, write "FREE PRODUCT" in A.1.a.

a. Contaminant: _____

b. Percent reduction necessary: _____ %

c. Maximum contaminant concentration level in any monitoring well: _____ µg/L

2. Is the size of the plume: Increasing Stabalized Decreasing ?

3. Describe the method used to remediate groundwater at the site:

4. List any additional information required by the DNR for this method for this site:

B. Additional Attachments

Attach the following:

- Groundwater contour map.
- Groundwater contaminant distribution map (may be combined with contour map).
- When contaminants are aerobically biodegradable, attach a dissolved oxygen in groundwater map (dissolved oxygen may be combined with the contaminant data on a single map).
- Graph of contaminant concentrations versus time for the contaminant listed in A.1.a. (above) for the monitoring point with the greatest level of contamination.
- Groundwater contaminant chemistry table.
- Groundwater elevations table.
- Any other attachments required by the DNR for this remediation method.

Site name: Madison-Kipp Corporation

Reporting period from: 07/01/2016 To: 12/31/2016

Days in period: 184

Remediation Site Operation, Maintenance, Monitoring & Optimization Report

Form 4400-194 (R 11/14)

Page 9 of 28

Section IS-1, Soil Venting (Including Soil Vapor Extraction, Building Venting and Bioventing)

A. Soil Venting Operation

Note: This form is not required for building vapor mitigation systems that are installed proactively to protect building occupants/users and are not considered part of ongoing active soil remediation.

1. Number of air extraction wells available and number of wells actually in use during the period: 9

2. Number of days of operation (only list the number of days the system actually operated, if unknown explain):
169 days

3. System utilization in percent (days of operation divided by reporting time period multiplied by 100). If < 80%, explain:
92%

4. Average depth to groundwater: 21.36 gpm

B. Building Basement/Subslab Venting System Operation

1. Number of venting points available and number of points actually in use during the period: _____

2. Number of days of operation (only list the number of days the system actually operated, if unknown explain): _____

3. System utilization in percent (days of operation divided by reporting time period multiplied by 100). If < 80%, explain: _____

C. Effectiveness Evaluation

1. Average contaminant removal rate for the entire system: _____ pounds per day

2. Average contaminant removal rate per well or venting point: _____ pounds per day

3. If the average contaminant removal rate is less than one pound per day for the entire system, or if the average contaminant removal rate per well is less than one tenth of a pound per day, evaluate the following:

- a. If contaminants are aerobically biodegradable and confirmation borings have not been drilled in _____
- i. Oxygen levels in extracted air: _____ percent
- ii. Methane levels in extracted air (ppmv) If over 10 ppmv, explain: _____

Please note that removal rates could not be calculated for the SVE system alone based on combined GETS and SVE vapor samples being collected. Total removal of VOCs from the SVE and GETS equated to 131 lbs of VOCs during this reporting period.

iii. If methane is not present above 10 ppmv and if oxygen is greater than 20 percent in extracted air, you should either:

- o Drill confirmation borings during the next reporting period, if the entire site should be considered for closure.
- o Or, perform an in situ respirometry test in a zone of high contamination. Do not perform the test in an air extraction well, use a gas probe or water table well. If a zero order rate of decay based on oxygen depletion is less than 2 mg/kg per day, then you should drill confirmation borings, if the entire site should be considered for closure. If the rate of decay is between 2 and 10 mg/kg, operate for one more reporting period before evaluating further. If the zero order rate of decay is greater than 10 mg/kg total hydrocarbons, continue operating the system in a manner than maximizes aerobic biodegradation.

b. If contaminants are not aerobically biodegradable and confirmation borings have not been recently drilled during the past year, you should drill confirmation borings during the next reporting period if the entire site should be considered for closure.

c. If soil borings were drilled during the past year and soil contamination remains above acceptable levels, explain if the system effectiveness can be increased and/or if other options need to be considered to achieve cleanup criteria.

D. Additional Attachments

Attach the following to this form:

- Well and soil sample location map indicating all air extraction wells. If forced air injection wells are also in use, identify those wells. Figure 10
- If water table monitoring wells are present at the site, a map of well locations. Figure 2 and 4
- Time versus vapor phase contaminant concentration graph. Appendix A - Graph A.3 depicts concentration versus time for the combined GETS and SVE vapor.
- Time versus cumulative contaminant removal graph. Not Applicable. SVE and GETS vapor is combined and sampled.
- Groundwater elevations table, if water table wells are present at the site; also list screen lengths and elevations. Table 11
- Table of soil contaminant chemistry data. N/A
- Soil gas data, if gas probes are used to monitor subsurface conditions in locations other than where air is extracted. Table 13
- System operational data table. Table 9

Site name: Madison-Kipp Corporation

Reporting period from: 07/01/2016 To: 12/31/2016

Days in period: 184

Remediation Site Operation, Maintenance, Monitoring & Optimization Report

Form 4400-194 (R 11/14)

Page 10 of 28

Section IS-2, Natural Attenuation (Passive Bioremediation) in Soil

A. Effectiveness Evaluation

1. Soil gas information in the soil that is most contaminated from a permanently installed gas probe(s) or water table monitoring well(s).

a. Hydrocarbon levels: _____ ppm, with an FID

b. Oxygen levels: _____ percent

c. Carbon dioxide levels(specify ppm or percent): _____

d. Methane levels: _____ ppm

2. Soil gas information in background (uncontaminated soil) from permanently installed gas probe(s) or water table monitoring well(s):

a. Hydrocarbon levels: _____ ppm, with an FID

b. Oxygen levels: _____ percent

c. Carbon dioxide levels(specify ppm or percent): _____

d. Methane levels: _____ ppm

3. List the results of the single boring that had the highest levels of soil contamination during the last round of soil sampling, and the date those samples were collected. Since soil borings are only drilled periodically, list the most recent data even if the data is prior to this reporting period. Since this data is used to assess progress based on the most recent soil sampling event, do not list data from prior sampling events.

a. Total hydrocarbons (Specify if GRO and/or DRO): _____ µg/kg

b. Specific compounds (µg/kg):

i. Benzene: _____ µg/kg

ii. 1,2 Dichloroethane: _____ µg/kg

iii. Ethylbenzene: _____ µg/kg

iv. Toluene: _____ µg/kg

v. Total xylenes: _____ µg/kg

4. Is there any evidence that contaminants are leaching into groundwater? Yes No

If the answer is yes and if groundwater quality is not being monitored, explain:

5. Is site closure a viable option within 12 months from the date of this form? Yes No

6. Are there any modifications that can be made to the remediation to improve cost effectiveness? Yes No

If yes, explain:

B. Additional Attachments

Attach the following to this form:

- Well and soil sample location map.
- Cross sections showing the water table, soil sampling locations, screened intervals for gas probes or water table wells, geologic contacts, and any former excavation boundaries.
- Graphs of contaminant concentrations, oxygen, carbon dioxide and methane levels over time.
- Groundwater elevations table, if water table wells are present at the site.
- Table of soil contaminant chemistry.
- Table of soil gas readings.

Site name: Madison-Kipp Corporation

Reporting period from: 07/01/2016 To: 12/31/2016

Days in period: 184

Remediation Site Operation, Maintenance, Monitoring & Optimization Report

Form 4400-194 (R 11/14)

Page 11 of 28

Section IS-3, Other In Situ Soil Remediation Methods

A. Effectiveness Evaluation

1. Describe the method used to remediate soil at the site:

2. List all information required by the DNR for this remediation method for this site:

B. Additional Attachments

Attach the following to this form:

- Any other attachments required by the DNR for this remediation method.

Site name: Madison-Kipp Corporation

Reporting period from: 07/01/2016 To: 12/31/2016

Days in period: 184

Remediation Site Operation, Maintenance, Monitoring & Optimization Report

Form 4400-194 (R 11/14)

Page 12 of 28

Section ES-1, Ex Situ Soil Treatment Using Biopiles

A. Effectiveness Evaluation

1. Volume of soil in the biopile (if multiple biopiles, list number of piles and total volume):

2. Monitoring used to assess progress and verify optimal conditions for biodegradation.

a. Vapor phase measurements of gases (average of all readings from most recent sampling event):

i. VOCs by FID: _____ ppm

ii. Oxygen: _____ percent

iii. Carbon dioxide: _____ percent

iv. Methane: _____ ppm

b. Soil temperature: _____ °F

c. Soil moisture sensors, if used: _____ percent

3. Treatment amendments added to the soil during construction:

a. Artificial nutrients, excluding manure.

i. Types and total pounds added:

ii. Nitrogen and phosphorous content of the added amendment: _____ percent

b. Manure: _____ total pounds

c. Natural organic materials (straw, wood chips, etc.)(type and total pounds):

4. Forced air biopiles only answer the following:

a. Total air flow rate of the ventilation system: _____ scfm

b. Average contaminant removal rate: _____ pounds per day

c. Average biodegradation rate based on oxygen utilization: _____ pounds per day

5. If soil samples have been taken to monitor progress, list results. Only list the most recent results. If none collected enter NA.

a. Total hydrocarbons. Specify if GRO and/or DRO: _____ µg/kg

b. Specific compounds (µg/kg):

i. Benzene: _____ µg/kg

ii. 1,2 Dichloroethane: _____ µg/kg

iii. Ethylbenzene: _____ µg/kg

iv. Toluene: _____ µg/kg

v. Total xylenes: _____ µg/kg

B. Additional Attachments

Attach the following to this form:

- Figure showing the construction details of the biopile and any sampling locations within the biopile.
- Table of soil contaminant chemistry data.
- Table of operational data.

Site name: Madison-Kipp Corporation

Reporting period from: 07/01/2016 To: 12/31/2016

Days in period: 184

Remediation Site Operation, Maintenance, Monitoring & Optimization Report

Form 4400-194 (R 11/14)

Page 13 of 28

Section ES-2, Ex Situ Soil Treatment Using Landspreading/Thinspreading

A. Effectiveness Evaluation

1. Method used: landspreading thinspreading

Note: For purposes of this form, "landspreading" is the placement of contaminated soil on native topsoil, incorporation of that soil into the native soil and planting crops or other plants on it. The term "thinspreading" refers to placing contaminated soil on an impervious base for aeration.

2. Was any progress monitoring using field screening on soil conducted during this reporting period? Yes No

3. If the answer to A.2. (above) is yes:

i. List monitoring method:

ii. List monitoring results:

4. Is there any evidence of soil erosion at the landspreading/thinspreading location? Yes No

5. Spreading thickness: _____ inches

6. Type of crop planted (if thinspreading with no crop planted, so state):

7. Confirmation sampling date: _____ Anticipated confirmation sampling date: _____

8. Most recent soil sample results, if soil samples for laboratory analysis have been collected to monitor progress. Only list the highest result of the most recent sampling round. If no samples have been collected, enter NA.

a. Total hydrocarbons. Specify if GRO and/or DRO: _____ $\mu\text{g}/\text{kg}$

b. Specific compounds ($\mu\text{g}/\text{kg}$):

i. Benzene: _____ $\mu\text{g}/\text{kg}$

ii. 1,2 Dichloroethane: _____ $\mu\text{g}/\text{kg}$

iii. Ethylbenzene: _____ $\mu\text{g}/\text{kg}$

iv. Toluene: _____ $\mu\text{g}/\text{kg}$

v. Total xylenes: _____ $\mu\text{g}/\text{kg}$

B. Additional Attachments

Attach the following to this form:

- Map of the landspreading/thinspreading area. If soil samples have been collected, specify locations of samples and dates of sampling.
- Table of soil contaminant chemistry data.
- Table of any field screening results with dates of sample collection.

Site name: Madison-Kipp Corporation

Reporting period from: 07/01/2016 To: 12/31/2016

Days in period: 184

Remediation Site Operation, Maintenance, Monitoring & Optimization Report

Form 4400-194 (R 11/14)

Page 14 of 28

Section ES-3, Landfills

Note: Reporting forms or reporting requirements in a Department approved Operation and Maintenance Plan for a landfill may take the place of this form.

Specific Inspection Items	Potential Problem Areas	Status	Notes
Perimeter Security Fencing	Broken or missing wood slats, torn chain link fabric, barbed wire, other - list		
Entrance Gate and Locking Mechanism	Lock broken/missing, mechanism inoperative.		
Monitoring Wells and Wellhead Covers	Signs of tampering, casing damaged, lock missing.		
Final Cover Vegetation	Bare spots, stressed vegetation, deep rooted vegetation.		
Final Cover Slope (explain below)	Gullies, lack of vegetation, subsidence, ponding.		
Evidence of Burrowing Animals	Damage to final cover, evidence of waste.		
Stormwater Drainage Channels	Gullies, erosion, debris, culvert blocked.		
Passive Landfill Gas Venting System	Damaged or blocked vent risers, stressed vegetation.		
Active Landfill Gas Extraction System	Damaged or blocked piping, cleanouts, other blower flare, knockouts, etc.		
Leachate Collection System	Pumps, connection piping, collection system piping, extraction wells, collection tanks, tanker truck loading system or sanitary sewer discharge piping.		
Access Road Cover Mowing; Tall Vegetation Removal	Ponding, rutting, erosion, cracked or damaged pavement. Mowing and tall vegetation removal done to specified vegetation.		

Summary of Deficiencies and/or Corrective Actions:

Site name: Madison-Kipp Corporation

Reporting period from: 07/01/2016 To: 12/31/2016

Days in period: 184

Remediation Site Operation, Maintenance, Monitoring & Optimization Report

Form 4400-194 (R 11/14)

Page 15 of 28

B. Additional Attachments

Attach the following to this form:

- Any photographs documenting problems and maintenance activities.
- Maps, drawings showing site features requiring maintenance.
- Records for leachate pumping/discharge/hauling.
- Records for active gas extraction volumes.

Section INS- 1, Section by Section Instructions and Information

Specific Section by Section Instructions for This Form. The site name and reporting period is listed on every page. Then if the pages are inadvertently separated, that information can be used to determine which pages form the report.

General Site Information

- A.1. List the name as it appears on the DNR tracking system. If the person filling out the form does not know what the name on the tracking system is, use the name that the DNR used in the most recent correspondence.
- A.2. The reporting period should be either from January 1 to June 30 or July 1 to December 31 for active systems. For passive systems, use a calendar year basis. If however the report covers a newly installed system, list the actual startup date instead of January 1 or July 1. For new passive systems, use the first date that monitoring data is available as the date of startup.
- A.3. Enter all regulatory agencies that regulate the site.
- A.4. This form is a DNR form. For that reason, list the DNR site number. If there are other agencies regulating the site, listing identification numbers for other agencies is also recommended, but not mandatory, unless specified by those other agencies.
- A.5. If the information listed for the site location is not sufficient information for a person to use to drive to a site (example: no street address in a rural area), also include a map that is sufficient for a person to use to drive to the site. A U.S. G.S. topographic map that shows the site location may be used.
- A.8. List the contaminants that have at one time exceeded the PALs or Table Values in ch. NR 720. If GRO and/or DRO exceed the ch. NR 720 standards, also list GRO and/or DRO. Do not list other contaminants that have never exceeded state standards at the site. If more room is necessary, write "SEE ATTACHED SHEETS" and list all contaminants on a separate sheet.
- A.9. List the predominant soil types that are contaminated. If there is both contaminated soil and groundwater at the site, list soil types both above and below the water table. If only some soil is contaminated, do not list the soil types that are uncontaminated. If the site soils meet soil cleanup criteria, but groundwater is contaminated, so state that. Specify if the USCS or USDA system is used for soil descriptions. This line specifies soil because the vast majority of contaminated sites do not have contaminated bedrock. If bedrock is contaminated, also list that bedrock type.
- A.10. If the groundwater meets ch. NR 140 standards, enter "NA - NO NR 140 EXCEEDANCES". Otherwise, list the estimated hydraulic conductivity and the method used to estimate it (bail-down tests, calculations based on grain size, pumping test, etc.) If the hydraulic conductivity has not been determined, state when the tests are to be conducted. When a number of test results are available, list the range of results and the geometric mean. If however some results have a low level of accuracy and some results have a high level of accuracy, you should only list the most accurate results. See the Section on aquifer testing in the *Guidance on Design, Installation and Operation of Ground Water Extraction and Product Recovery Systems* for more information.
- A.11. If the groundwater meets ch. NR 140 standards, enter "NA - NO NR 140 EXCEEDANCES". Otherwise, enter groundwater average linear velocity as a function of hydraulic conductivity, effective porosity and the groundwater gradient. You should use the geometric mean from A.11. (above) and the most representative value for the gradient at the site. Estimate the effective porosity based on soil types and geologic origin of the soil. If there are reasons to believe that the average liner velocity estimate is less than the actual rate at the site, so state that reason. Secondary porosity effects, flow through submerged utility trenches, widespread contaminant distribution in low permeability soils, etc., are reasons to assume that the actual migration rate is much greater than the predicted average linear velocity. In such cases, you should explain the reasoning for doubting the predicted average linear velocity.
- A.12. If the information listed for the soil treatment location is not sufficient information for a person to use to drive to a site, also include a map that is sufficient for a person to use to drive to the site. A U.S.G.S. topographic map or a plat map that shows the site location may be used.

- B. Check all methods used at a site. For example, if groundwater extraction, free product recovery and soil venting are used, check all three methods and submit the additional pages for those methods. If dual-phase or bioslurping are used, these methods extract both air and groundwater, check boxes for and attach additional pages for both soil venting and pump and treat.
- C. Remediation systems that use any form of enhancement are considered "active" and sites where there are no enhancements of any kind are considered "passive" forms of remediation. For purposes of these forms, natural attenuation (also called naturally occurring bioremediation) is "passive" and all other remediation methods are "active" methods.
- C.1. Design flow rates refers to flow rates such as gallons per minute extracted by a ground water extraction system, standard cubic feet per minute extracted by a soil venting system, standard cubic feet per minute injected by an in situ air sparging system, etc. If the actual flow rate is within 80 percent of the rate predicted in the design, consider that as meeting the design specification.
- D. The cost data in this section is used by DNR staff to evaluate whether or not the selected remedy is the most cost effective remedy and whether or not system modifications may be warranted to improve efficiency and/or cost effectiveness. Responsible parties and consultants are encouraged to submit cost information so that DNR staff may assist responsible parties and consultants accomplish environmental cleanups in the most cost effective manner.

Total costs for past costs are all costs to date. This information is for all costs that were incurred to investigate and/or remediate the site. These costs include but are not limited to: consulting labor and supplies, laboratory testing, transportation, equipment, etc. If the consultant does not pass all costs through the consulting firm, the consultant will need to contact their client for other non-consulting costs to determine total costs. Exceptions include costs for attorney fees, accounting, claim assistance in preparing claims to state reimbursement funds, or other indirect expenses that are not essential to remediating the site.

- D.2. The initial implementation costs are all costs that are incurred to start implementing a remedy at a site. Costs for the investigation however are excluded because those costs are incurred prior to remedy selection. Since costs for treatability and/or pilot testing are used to procure data for remedial design and are specific to different remediation methods, these costs should be included in implementation costs and not investigation costs. Startup or shakedown costs are also considered implementation costs and should not be considered operation and maintenance costs.
- D.3. Costs for implementation or investigation should not be repeated here or they will be double counted.
- D.4. Costs for implementation or investigation should not be repeated here or they will be double counted.
- D.5. Costs for implementation or investigation should not be repeated here or they will be double counted.
- D.6. Examples of one-time or unusual costs include the following:
 - o Replacing a burned out motor on a pump.
 - o Replacement of a well that was destroyed by a snowplow.
 - o Confirmation sampling to determine if the site meets closeout criteria. This type of cost is considered an unusual cost because this type of sampling is not conducted during most reporting periods.
- D.7. This estimate of costs is for all costs to close out a site minus the salvage value of any remediation equipment. Pertinent costs include items such as well abandonment, equipment removal from the site, consulting costs associated with these items, etc. Do not include any costs that will not be paid by a state reimbursement fund, such as repaving.

Section GW-1, Groundwater Extraction and Product Recovery

- A.1. List two numbers, the total number of extraction wells at the site and the number that were in actual use during the period. If all wells were in use, state that on the form.
- A.2. The number of days of operation are the number of days that the system was actually operated. If the system was shut down for reasons such as: repairs were necessary, piping froze, shut down to provide time for subsurface conditions to equilibrate before sampling, etc., do not list those days as being in operation.
- A.3. System utilization is a measure of the amount of time that the system operated relative to the amount of time that it could have operated.
- A.5. The average is for the entire site, not per well or trench. For purposes of determining the average ground water extraction rate, calculate the average based on the total volume of groundwater extracted divided by the time of the reporting period. For example, if the system operated at 10 gallons per minute for one month, the amount of water extracted would be approximately 432,000 gallons. If the reporting period was six months long, then the time period is approximately 260,000 minutes. Therefore, the average flow rate over six months is 432,000 divided by 260,000 minutes for an average flow rate of 1.67 gallons per minute (gpm).
- A.6. Calculate the total dissolved contaminants removed in pounds. If the estimate is a sum of BTEX and not based on a total hydrocarbon test (GRO and/or DRO), so state that on the form.
- B.3. The average should be based on the entire site over the entire reporting period. See instructions above for A.5. List the free product recovery rate as gallons per day (gpd), not gallons per minute (gpm).
- C.1. To answer this question, a thorough evaluation of water levels and chemical analyses in all monitoring points at the site is necessary.
- C.2. If the capture zone has not been determined mathematically, it will need to be determined to answer this question. See the *Guidance on Design, Installation and Operation of Ground Water Extraction and Product Recovery Systems* for and any recent update or errata sheets for more information on plume capture.
- C.4. When free product is present, line C.4.a. should state "FREE PRODUCT" and lines C.4.b. through C.4.d. are left blank. Otherwise, complete the following calculations.
There typically are several compounds at most contaminated sites that exceed the standards in ch. NR 140. The purpose of this question is to focus on the single contaminant that requires the most treatment to achieve groundwater quality standards on a percent reduction basis. For example, the most recent round of sampling at an example site demonstrated the highest levels of contaminants were 1,000 µg/L benzene and 1,000 µg/L toluene in the most heavily contaminated monitoring well. The ES and PAL for benzene is 5 µg/L and 0.5 µg/L (respectively) and for toluene the ES and PAL is 343 µg/L and 68.6 µg/L (ES and PAL data as of August 1995). Therefore the percent reduction to meet the ES and PAL for benzene is 99.5 and 99.95 percent and for toluene it is 65.7 and 93.14 percent. For that reason, the single contaminant that is most critical to reaching state groundwater standards is benzene. Therefore benzene is entered on line a. In this example, 99.5 and 99.95 percent is entered on line b. In this example, 1,000 µg/L is entered on line c. In this example, benzene is the driving factor, therefore enter the maximum benzene level in the single most heavily contaminated extraction well during the most recent sampling period on line d.
- D. See the generic discussion at the end of the instructions (below) for figures, graphs and tables, starting on page INS-2.

Section GW-2, In Situ Air Sparging

- B.1. See instructions for Section GW-1, Item C.4.
- C. See the generic discussion at the end of the instructions (below) for figures, graphs and tables, starting on page INS-2.

Section GW-3, Natural Attenuation in Groundwater

- A.1. See instructions for Section GW-1, Item C.4.
- A.2.a. List the estimated hydraulic conductivity that was listed on line A.11 in Section GI-1.
- A.2.b. List the groundwater average linear velocity that was listed on line A.12 in Section GI-1.
- A.3. Assess the monitoring well network to determine if there is a down gradient well that has not been impacted by the contaminants. Consider the possibility of a submerged (or diving) plume in that assessment. If all evidence indicates that the plume does not extend to the farthest "clean" downgradient well, indicate "YES" on the form. Otherwise indicate "NO" on the form. If there are not plans to install such a well, explain.
- A.4. Based on the contaminant distribution, evaluate whether or not the plume is expanding, stabilized, or contracting. When making this determination, consider the contaminant that requires the greatest percent reduction to achieve ch. NR 140 standards.
- A.5. If the plume is expanding and a justification is necessary, add additional sheets justifying why natural attenuation is still the appropriate remedy. If it is not, further describe in the explanation the plans to use a different remedy.
- A.6.a. Enter the upgradient dissolved oxygen (DO) level(s). If however there are contaminants measured in the upgradient well, it is not a true background measurement. In that case enter "UNKNOWN" on the form.
- A.6.b. Enter the range of DO values measured in wells within the plume.
- B. See the generic discussion at the end of the instructions (below) for figures, graphs and tables, starting on page INS-2.

Section GW-4, Other Groundwater Remediation Methods

- A.1. See instructions for Section GW-1, Item C.4.
- A.2. Self explanatory.
- A.3-4. Enter the information specified by the DNR for this method at this site.

Section IS-1, Soil Venting (Including both Soil Vapor Extraction and Bioventing)

- B.3. This subsection is used as a trigger for determining if the system requires an evaluation for future activities, such as improvements, converting the site to monitoring for natural attenuation, closure, etc. If an in situ respiration test must be performed, see Hinchee, R.E. and Ong, S.K. 1992. A Rapid In Situ Respiration Test for Measuring Aerobic Biodegradation Rates of Hydrocarbons in Soil. *Journal of the Air and Waste Management Association*. Volume 42, Number 10. Pages 1305 to 1312 for general procedures. For a discussion of methane monitoring, see the instructions for Section IS-2, item A.1.d., below. If the contaminant extraction rate in B.3. is greater than the trigger levels, leave lines B.3.a.i. and B.3.a.ii. blank.
- C. See the generic discussion at the end of the instructions (below) for figures, graphs and tables, starting on page INS-2.

Section IS-2, Natural Attenuation in Soil

- A.1. This data is used to assess subsurface conditions based on soil gas data. Whenever possible, a permanently installed gas probe should be used. If at all possible, the gas probe should be located in the part of the site that is most heavily contaminated, since that is the part of the site that is likely to take the longest amount of time to meet ch. NR 720 standards. Water table wells that have screen exposed above the water table are also good measuring points. When installing permanent gas probes, you should install the screen deep enough that a true measure of the most heavily contaminated soil is possible, but install the screen shallow enough to assure that it is not submerged by groundwater table fluctuations. In some situations where the depth of contamination is variable, consideration should be given to using nested gas probes instead of only using probes at a single depth. Measuring points that should not be used include temporary gas probes because these points are less repeatable from one monitoring event to the next. Also, if there has been an active soil venting system in use at the site, the air extraction wells should not be used because these wells are in locations that have had much more aggressive treatment than the rest of the site.
- A.1.a. A flame ionization detector (FID) is specified instead of a photo ionization detector (PID) because PIDs often read inaccurately in moist oxygen deficient/carbon dioxide rich atmospheres. Also, PIDs do not detect some petroleum compounds.
- A.1.d. Methane readings are used to measure for anaerobic conditions. When the original product that is lost is a refined petroleum product (not crude oil), there should not be any methane within the product. Methane however may be produced under very anaerobic conditions. Any method may be used for measuring methane provided that the detection limit is less than a few ppm_v. One convenient method is to use an FID that is equipped with a granular activated carbon filter to filter out non-methane components. Some instrument manufacturers make these filters available as options. In some cases an FID will flame out due to an oxygen deficiency. Some instrument manufacturers offer a dilution device as an accessory that is designed to prevent flameouts and also raises the upper limit of measurement to 10,000 ppm_v or higher. If the meter "pegs" at 10,000 ppm_v (or one percent), enter ">10,000 ppm_v."
- A.2. The background monitoring point is predominantly used to measure natural oxygen and carbon dioxide levels in soil over time. For this reason, the background monitoring point should be reasonably close to the site, but not so close that the conditions are no longer representative. Considerable variations over time can occur, this background point should be measured during every sample event. Considerations for determining if a background point is representative include:
 - o If an on-site background point has minor levels of VOCs in it due to gas phase diffusion, that is acceptable, but if the levels are high, it may not be representative of true background conditions.
 - o Background oxygen and carbon dioxide levels vary with soil type and natural organic carbon content. For this reason, if at all possible, the soil types should be identical within the screened interval of all gas probes.
 - o The same depths should be used for all gas probes to allow comparison from one location to the next. If the depth to water varies greatly across the site, a certain amount of confusion in the data is likely. In this case, use professional judgement to provide the best data possible at a reasonable cost.
- A.3. Enter this data for petroleum fuel sites. For other sites, provide the data that is most appropriate for the situation.
- B. Cross sections are self explanatory, see the generic discussion at the end of the instructions (below) for other attachments.

Section IS-3, Other In Situ Soil Treatment Methods

- A.2. Enter the information specified by the DNR for this method at this site.

Site name: Madison-Kipp Corporation

Reporting period from: 07/01/2016 To: 12/31/2016

Days in period: 184

Remediation Site Operation, Maintenance, Monitoring & Optimization Report

Form 4400-194 (R 11/14)

Page 21 of 28

Section ES-1, Ex Situ Soil Treatment Using Biopiles

- A.3.a. The term "artificial nutrients" essentially means agricultural fertilizers or any other fertilizer products.
- A.3.a.i. The types of fertilizers that are added should be listed here by chemical names, not by vendor trade names.
- A.3.a.ii. List nitrogen content as N, list phosphorous content as phosphoric acid (P₂O₅). Note: Fertilizer ratings are based not on actual content of N, P and K, but on nitrogen (as N), phosphorous (as P₂O₅) and potassium (as K₂O).
- A.4.c. See example calculations at the end of this set of instructions.
- A.5. Enter this data for petroleum fuel sites. For other sites, provide the data that is most appropriate for the situation.
- B. The figure is self explanatory. See the generic discussion at the end of the instructions (below) for instructions for the tables.

Section ES-2, Ex Situ Soil Treatment Using Landspreading/Thinspreading

- B. A map to scale of the landspreading location including and landmarks or benchmarks. When samples have been collected, the distances to any landmarks or benchmarks should be indicated.

Section ES-3, Other Ex Situ Soil Treatment Methods

- A.2. Enter the information specified by the DNR for this method at this site.

Section INS- 2, Figures, Graphs and Tables

When figures and graphs are specified, they should at a minimum contain the following information, or an explanation as to why the information is not necessary.

Maps. All maps should include the applicable information specified in s. NR 724.11(6), Wis. Adm. Code. In most cases, all information can be combined into a single map. There are times that a single map will have so much data that it is essentially unreadable. The consultant should use professional judgement when determining if a single map or multiple maps best portray the information necessary.

- Groundwater Contour Map Guidelines.
 - List groundwater elevations for each measuring point on the map.
 - Use the most recent data available.
 - For water table maps, do not use data from deeper piezometers. If piezometer data is shown, use a different symbol for the piezometers than used for water table wells.
 - If any wells are dry, indicate that on the map.
 - If free product is present at site, shade the area where free product is estimated to be present.
 - If groundwater is extracted with a pump and treat system, also denote plume capture zone.
 - If in situ air sparging or soil venting is in use, specify on the map if the system was operating or shut down during the water level measurements. See the Subsection on water table maps in the *Guidance on Design, Installation and Operation of Ground Water Extraction and Product Recovery Systems* for more information on this topic.
- Groundwater Contaminant Distribution Map Guidelines.
 - Only contaminants that exceed the ch. NR 140 ES or PAL should be shown on the map. When contaminants are above the PAL or ES at some data points and below the PAL or ES at other data points, list the data for all locations to portray which areas of the site meet ch. NR 140 groundwater quality standards.
 - If a well is not sampled due to the presence of free product indicate "FREE PRODUCT" at those data points.
 - If more than five contaminants exceed ch. NR 140 ES, only the five contaminants that require the greatest percent reduction to achieve ch. NR 140 ES or PAL should be shown on the map.
 - Drawing isoconcentration lines is optional, unless specified for the site on a site specific basis.
 - If the contamination has crossed the property line, that property line should be clearly denoted on the map.
 - If in situ air sparging is used, water samples from ch. NR 141 type monitoring wells may not represent aquifer water quality as a whole. For that reason, groundwater data should be obtained from driven probes with no filter pack. If there are no driven probes and conventional ch. NR 141 monitoring wells are used, shut down the air injection system at least two weeks prior to collecting groundwater samples. See the *Guidance on Design, Installation and Operation of In Situ Air Sparging Systems* and the August 1995 update sheets for more information on this topic.
- Dissolved Oxygen Map Guidelines.
 - Dissolved oxygen data may be shown on the contaminant concentration graphs or on a separate graph.
 - Dissolved oxygen maps are optional for ground water extraction and product recovery systems.
 - When in situ air sparging is used, monitoring points may not represent aquifer water quality as a whole. For that reason, groundwater data should be obtained from driven probes with no filter pack. If there are no driven probes and conventional ch. NR 141 monitoring wells are used, shut down the air injection system at least two weeks prior to collecting groundwater samples for DO. See the *Guidance on Design, Installation and Operation of In Situ Air Sparging Systems* and the August 1995 update sheets for more information on this topic.
- Well and Soil Sample Location Map Guidelines. Well and sample location maps for all methods should clearly indicate the location(s) of the release or the area where soil contamination historically has been highest. Also, if part of the contamination has been excavated, the pit boundaries.

The recommended documentation for each remedial method is as follows:

- Groundwater Extraction and Product Recovery - separate well location maps should not be provided, instead the wells should be indicated on the groundwater contour and contaminant distribution maps.
- In Situ Air Sparging - the map should indicate all air injection wells, soil venting extraction wells, and all groundwater monitoring points.

Maps (Continued).

- Natural Attenuation in Groundwater - separate well location maps should not be provided, instead the wells should be indicated on the groundwater contour maps.
- Soil Venting - indicate all air extraction wells. If any gas probes are used to assess subsurface conditions in either contaminated zones or background locations, also indicate those data points with a different symbol. If soil samples have been collected recently to track progress, indicate those locations with the date of sampling noted on the map.
- Natural Attenuation in Soil - show all monitoring points. Indicate which data points are background measuring points. If soil samples have been collected recently to track progress, indicate those locations with the date of sampling noted on the map. If the site was previously treated by soil venting, the locations of former air extraction wells should also be shown since these are areas where aggressive treatment has been applied. Also show area(s) of paved and unpaved ground surface. If pavement is significantly broken to allow significant water infiltration and air diffusion, map that area as broken pavement.

Graphs. All graphs that show time versus contaminant concentration or cumulative contaminant removal should be based on total time, not only operation time. All graphs that denote cumulative removal should use pounds of contaminant removed. Graphs should accurately show the time period(s) when the system was not operating. Plot time on the X axis, concentration or cumulative removal data on the Y axis.

- Time Versus Cumulative Removal. The recommended documentation for each remedial method is as follows:
 - Groundwater Extraction and Product Recovery - separate graphs should be used for free product recovery and dissolved phase recovery. A single graph for each phase is adequate, per well graphs are only necessary when specified by the Department on a site specific basis.
 - In Situ Air Sparging - no graph is necessary (removal data is shown on the graphs for the soil venting system).
 - Natural Attenuation in Groundwater - no graph is necessary.
 - Soil Venting - provide a graph of cumulative removal for total VOCs for the total system.
 - Natural Attenuation in Soil - no graph is necessary.
 - Ex Situ Soil Treatment Using Biopiles - Provide two graphs, one showing cumulative removal of total VOCs and a second graph showing total contaminant biodegradation over time.
 - Ex Situ Soil Treatment Using Landspreading/Thinspreading - no graphs are needed.
- Time Versus Contamination Concentration Graphs. Create graphs with contamination level on the y axis (semilog scale) and time on the x axis (linear scale). If free product is present, time versus contamination concentration graphs are not necessary.

The recommended documentation for each remedial method is as follows:

- Groundwater Extraction and Product Recovery - graph the contaminant level over time for the groundwater that is extracted by the extraction system. List all compounds that exceed ch. NR 140 ES or PAL. If over five contaminants exceed ch. NR 140 ES or PAL, only list the five contaminants that exceed ch. NR 140 standards by the greatest percent.
- In Situ Air Sparging - provide a graph for the single monitoring well that is most heavily contaminated. If over five contaminants exceed ch. NR 140 ES or PAL, only list the five contaminants that exceed ch. NR 140 standards by the greatest percent.
- Natural Attenuation in Groundwater - provide a graph for all monitoring wells that contain any compounds that exceed ch. NR 140 standards. If over five contaminants exceed ch. NR 140 ES or PAL, only list the five contaminants that exceed ch. NR 140 standards by the greatest percent.
- Soil Venting - provide a graph of contaminant concentration over time for the entire system for total VOCs. If any gas probes are used to assess subsurface conditions in either contaminated zones, also provide a graph with the data from the most heavily contaminated gas probe.
- Natural Attenuation in Soil - provide a graph of contaminant concentration over time for total vapor phase VOCs as measured with an FID, oxygen, carbon dioxide and methane in an gas probe.
- Ex Situ Soil Treatment Using Biopiles - no graph is necessary.
- Ex Situ Soil Treatment Using Landspreading/Thinspreading - no graphs are needed.

Graphs (Continued).

- Graph of Contaminant Concentrations Versus Distance. If free product is present, a graph of contaminant concentrations versus distance is not necessary.

The recommended documentation for each remedial method is as follows:

- Groundwater Extraction and Product Recovery - no graph is necessary.
- In Situ Air Sparging and Natural Attenuation in Groundwater - plot a graph with distance (on the x axis, linear scale) and contaminant concentrations (y axis, log scale) from the upgradient measurement point to the farthest downgradient data point along the centerline of the plume. List the same contaminants as shown on the Time Versus Contaminant Concentration Graphs. Clearly show the source area on the graph. If free product has been present, label the data points that previously contained free product. For in situ air sparging, see comments above about samples collected from conventional monitoring wells with filter packs versus driven probes.

Tables. Whenever possible, data over the life of the project should be listed.

The recommended documentation for each type of table is as follows:

- Groundwater Contaminant Chemistry Data.

List:

- Contamination levels for all contaminants that exceed ch. NR 140 standards.
- Dissolved oxygen levels if applicable.
- Other biological parameters, if applicable (nitrogen, phosphorous, manganese, sulphate, iron, dissolved methane, redox potential, pH, microbial population size, etc.). See instructions for page GW-3 for more information on these parameters. Also, list the dates the samples were collected and the standard methods used to analyze the samples.

- Groundwater Biological Parameters.

For natural attenuation in groundwater only, these measurements should be listed (if known) to provide information on biodegradation. This table is not necessary for free product extraction, groundwater extraction or in situ air sparging.

Provide a table that includes any results of tests conducted for dissolved oxygen, nitrate, manganese, iron, sulphate, methane, redox potential, heterotrophic and/or hydrocarbon degrading microorganism populations. Identify on the table if the monitoring locations are upgradient, side gradient, downgradient, or within the plume, dates of sampling, and the analytical methods used for those parameters. Include all data for the life of the project. Since some of these tests are only conducted once, or periodically - enter "NS" in the table for not sampled for any parameters that were not sampled during a particular round of sampling.

When asked to list the standard methods, list the method if a standard method exists. There are however some tests (for example dissolved methane) where there are no official standard laboratory or field methods. In this case the laboratory will have to create their own standard procedures. In these cases list the name of the laboratory and that laboratory's name for that test.

Specific considerations for each parameter are as follows:

- Dissolved oxygen (mg/L). The most efficient mechanism for natural or enhanced biodegradation of petroleum compounds is aerobic biodegradation.
- Nitrate (mg/L as N). Nitrate (NO_3^{-1}) is a potential electron acceptor for denitrification and also serves as a nutrient for heterotrophic microbial populations to enhance aerobic biodegradation. Decreasing nitrate levels from background wells to wells within the plume are an indication of either aerobic or anaerobic biodegradation.
- Manganese as Mn^{+2} (mg/L). Manganese as Mn^{+4} is converted to soluble manganese as Mn^{+2} under anaerobic biodegradation. For this reason, total manganese analysis is not appropriate, only soluble manganese as Mn^{+2} . When the levels of soluble manganese are higher in wells within the plume than in background wells, that is an indication of anaerobic biodegradation.
- Iron as Fe^{+2} (mg/L). Iron as Fe^{+3} is converted to soluble iron as Fe^{+2} under anaerobic biodegradation. For this reason, total iron analysis is not appropriate, only soluble iron as Fe^{+2} . When the levels of soluble iron are higher in wells within the plume than in background wells, that is an indication of anaerobic biodegradation.

Tables (Continued).

- Dissolved sulphate (SO_4^{-2} , mg/L). Sulphate (SO_4^{-2}) is a potential electron acceptor. Decreasing sulphate levels from background wells to wells within the plume are an indication of anaerobic biodegradation.
- Dissolved methane (mg/L). Methane is produced under anaerobic conditions. Since background methane levels can usually be assumed to be zero, in most cases only measurements within the plume are used. Exceptions are when the natural soils have very high levels of TOC (for example peat), background methane levels are also warranted. When the contaminant is crude oil instead of a refined petroleum product, methane measurements may however cause erratic results. Significant amounts of methane may be created when other electron acceptors (NO_3^{-1} , Mn^{+4} , Fe^{+3} and SO_4^{-2}) are exhausted. For this reason, significant levels of methane are indicative of very very anaerobic conditions.
- Redox potential (millivolts, include + or - sign). Redox potential is another measure of the level of aerobic/anaerobic conditions, however it is a much more sensitive measurement than DO at very low levels of DO.
- Heterotrophic and hydrocarbon degrading microorganism populations (CFU/mL). Heterotrophic and specific hydrocarbon degrader population sizes should be listed for both background locations and locations within the plume, if there is information available. There is disagreement by many of the experts within the field as to the merits of sampling for this parameter. Refer to other DNR guidance documents on natural attenuation (or passive bioremediation) for more information on this topic.

- Soil Gas Data.

The recommended documentation for each remedial method is as follows:

- When natural attenuation in soil is used, provide a graph of all soil gas readings over time for every data point.
- When soil venting is used, if a gas probe is used to assess subsurface conditions over time in a location where air is not extracted, provide that data in a table.

- System Operational Data.

The recommended documentation for each remedial method is as follows:

- Groundwater Extraction and Product Recovery:
 - o Well by well flow rates in gpm for each extraction well. If a well is off line, list flow rate as "ZERO." Clearly denote on the table periods of system shutdown.
- In Situ Air Sparging:
 - o Air pressure and injection flow rates in scfm for each well. If a well is off line, list flow rate as "ZERO." Clearly denote on the table periods of system shutdown.
- Natural Attenuation in Groundwater - no table needed.
- Soil Venting:
 - o Vacuum readings and extraction rates in scfm for each well. If a well is off line, list flow rate as "ZERO." Clearly denote on the table periods of system shutdown.
 - o Air concentrations in ppm_v or in mg/L for total VOCs.
 - o Total system contaminants removed in pounds and the pounds per day removal rate.
- Natural Attenuation in Soil - no table needed.

Site name: Madison-Kipp Corporation

Reporting period from: 07/01/2016

To: 12/31/2016

Days in period: 184

Remediation Site Operation, Maintenance, Monitoring & Optimization Report

Form 4400-194 (R 11/14)

Page 26 of 28

Tables (Continued).

- Ex Situ Soil Treatment Using Biopiles:
 - o If forced air ventilation is used:
 - System extraction rates in scfm.
 - Air concentrations in ppm_v for total VOCs.
 - Total system contaminants removed in pounds and the pounds per day removal rate.
 - Temperature.
 - o If passive ventilation is used, a table of temperatures.
- Ex Situ Soil Treatment Using Landspreading/Thinspreading - no table is needed.

Acronyms and Abbreviations:

CFU/mL	colony forming units per milliliter
cm/sec	centimeters per second
DATCP	Department of Agriculture, Trade and Consumer Protection
DCOM	Department of Commerce
DNR	Department of Natural Resources
DO	Dissolved Oxygen
DRO	Diesel Range Organics
ES	Enforcement Standards in NR 140
FID	Flame Ionization Detector
ft/yr	feet per year
gpd	gallons per day
gpm	gallons per minute
GRO	Gasoline Range Organics
mg/kg	milligrams per kilogram
mg/L	milligrams per liter
NR	prefix for rules established by the DNR
P.E.	Registered Professional Engineer
P.G.	Registered Professional Geologist
PAL	Preventative Action Limit in NR 140
PECFA	the state sponsored cleanup fund for certain petroleum contaminated sites
ppmv	parts per million by volume (vapor phase only)
scfm	standard cubic feet per minute
TOC	Total Organic Carbon
USCS	Unified Soil Classification System
USDA	United States Department of Agriculture
µg/kg	micrograms per kilogram
µg/mL	micrograms per milliliter
VOC	Volatile Organic Compounds
Y/N	Yes or No

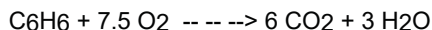
Section INS-3, Example Calculations for Determining the Biodegradation Rate on Forced Air Biopiles

Important Note: This page uses a nonproportional font and characters that are unique to WordPerfect. If the user received this document electronically, this page may need to be converted to a different font for the formulas to print correctly. The original font used for this page was prestige elite with 16.67 characters per inch.

Assumptions:


- The measurements at the stack are as follows:
 - Average flow rate is 20 scfm.
 - Average oxygen level extracted from biopile is 14.0 percent by volume.
 - Average carbon dioxide level extracted from biopile is 3.5 percent by volume or 35,000 ppmv.
- Atmospheric air contains 21 percent oxygen by volume and 400 ppmv (or 0.04 percent) carbon dioxide. (Note: On each site visit, the consultant should check atmospheric air to assure that the instrument is spanned correctly.)
- Atmospheric air weight 0.0763 pounds per cubic foot at standard temperature and pressure (Gibbs, 1971).
- Average molecular weight of air is 28.97 (Gibbs, 1971) which is rounded off to 29, molecular weight of O2 is 32, molecular weight of CO2 is 44.
- For every pound of contaminants biodegraded, 3.3 pounds of oxygen is utilized and up to 3.2 pounds of carbon dioxide is generated.

-- The stoichiometry of aerobic benzene biodegradation can be described as follows:



Based on this, benzene biodegradation requires that 3.07 pounds of oxygen are utilized to fully oxidize one pound of benzene, assuming no electron acceptors other than oxygen are used. Assuming no biomass is produced and no geochemical reactions consume carbon dioxide, 3.38 pounds of carbon dioxide is generated from one pound of benzene.

-- The stoichiometry of aerobic hexane biodegradation can be described as follows:



Based on the above assumptions, hexane biodegradation requires 3.52 pounds of oxygen and generates up to 3.06 pounds of carbon dioxide.

Other hydrocarbons also require a similar ratio of oxygen for aerobic biodegradation. For purposes of this guidance it is assumed that a pound of petroleum contamination requires 3.3 pounds of oxygen and generates up to 3.2 pounds of carbon dioxide and 1.1 pounds of water in the biodegradation reaction.

Calculations:

Oxygen utilization rate:

$$\frac{(0.21 - 0.14) * \frac{32 \text{ pounds}}{29 \text{ ft}^3} * 0.0763 \frac{\text{ft}^3}{\text{min}} * 20 \frac{\text{min}}{\text{hour}} * 60}{1} = 7.07 \frac{\text{pounds}}{\text{hour}}$$

Carbon dioxide production rate:

$$\frac{(0.035 - 0.0004) * \frac{44 \text{ pounds}}{29 \text{ ft}^3} * 0.0763 \frac{\text{ft}^3}{\text{min}} * 20 \frac{\text{min}}{\text{hour}} * 60}{1} = 4.81 \frac{\text{pounds}}{\text{hour}}$$

Site name: Madison-Kipp Corporation

Reporting period from: 07/01/2016

To: 12/31/2016

Days in period: 184

Remediation Site Operation, Maintenance, Monitoring & Optimization Report

Form 4400-194 (R 11/14)

Page 28 of 28

Calculations (Continued):

Biodegradation rate based on oxygen:

$$7.07 / 3.3 = 2.1 \text{ pounds per hour}$$

Biodegradation rate based on carbon dioxide:

$$4.81 / 3.2 = 1.5 \text{ pounds per hour}$$

Since the biodegradation rate is based on oxygen utilization and/or carbon dioxide generation, it is a measure of the overall biodegradation rate of all carbon sources, including natural organic carbon and any organic materials that were added. For this reason, the biodegradation rate is not specific to hydrocarbons and it is likely that the measured biodegradation rate will overestimate the rate of contaminant reduction.

Commonly the measured biodegradation rate based on carbon dioxide generation is less than the rate estimated with oxygen. Because of geochemical interferences and biomass formation, estimates based on carbon dioxide measurements are often low. If however the biodegradation rate estimate based on carbon dioxide is significantly greater than the estimate based on oxygen, it is likely that there is a measurement or calculation error. In this way, the carbon dioxide measurements can be used to double check the oxygen measurements and calculations.

Appendix C

December 2016 WPDES DMR Submittal



**Madison-Kipp
Corporation**

Post Office Box 8043
Madison, WI 53708-8043

201 Waubesa Street
Madison, WI 53704-5728

January 9, 2017

Alan Hopfensperfer
Wisconsin Department of Natural Resources
South Central Region
3911 Fish Hatchery Rd.
Fitchburg, WI 53711

Subject: Discharge Monitoring Report - Groundwater Extraction and Treatment System,
Madison Kipp Corporation, 201 Waubesa Street, Madison, Wisconsin

Dear Mr. Hopfensperfer,

The Groundwater Extraction and Treatment System (GETS) ran for the month of December, with the exception of maintenance activities. This letter summarizes the activities completed in December 2016 as part of the GETS at the Madison Kipp Corporation (MKC) site under the Wisconsin Pollution Discharge Elimination System (WPDES) Permit WI-0046566-6. Compliance samples were collected on December 7, 2016 per the WPDES permit, including visual monitoring for sodium permanganate neutralization. The compliance sample results were below the WPDES discharge limits. The Discharge Monitoring Report is included as Attachment A and laboratory reports are included as Attachment B.

During the latter part of the month of November, the GETS was shut down for approximately three days while troubleshooting an issue with one of the transfer pumps. The pump was replaced on December 2, 2016 and the system operated for the remainder of the month of December. If you have any questions or need additional information, please contact Andrew Stehn of TRC Environmental at astehn@trcsolutions.com or (608) 826-3665.

Mark Sheppard

Madison Kipp Corporation

Attachment A Discharge Monitoring Report Form
Attachment B Laboratory Reports

Copies:

Andrew Stehn - TRC (electronic)

Mike Schmoller - WDNR (electronic)

Wendy Weihemuller - WDNR (electronic)

George Parrino - Madison Department of Health (electronic)

treatment									
Sample Type	Grab	Grab	Grab	Grab	Grab	Grab	Grab	Grab	

FOOTNOTES:

- (1) Total BTEX is the sum of the benzene, ethylbenzene, toluene and xylene concentrations. If all compounds were below their corresponding laboratory detection limits, then the highest detection limit of the BTEX compounds was noted.
- (2) PAH group of 10 (Polynuclear Aromatic Hydrocarbons) include the sum of the following individual compounds: benzo(a)anthracene, benzo(b)fluoranthene, benzo(g,h,i)perylene, benzo(k)fluoranthene, chrysene, dibenz(a,h)anthracene, fluoranthene, indeno(1,2,3-cd)pyrene, phenanthrene, and pyrene. If all compounds were below their corresponding laboratory detection limits, then the highest detection limit of the PAH group compounds was noted.
- (3) Madison Kipp/TRC will conduct visual monitoring for this compound.
- (4) No effluent limit is established, refer to section 4 of the permit.
- (5) Compound was found in the blank and in the sample.
- (6) Estimated value. Analyte detected at a level less than the reporting limit and greater than or equal to the detection limit.
- (7) Matrix Spike and/or Matrix Spike Duplicate Recovery is outside acceptance limits.

DIRECTIONS:

- For "Outfall # and Description" enter the number of the outfall you are reporting (001 or 002, etc.)
- Monitoring for a given parameter depends on if the discharge is to surface water or groundwater.
- The value entered must be the highest value of all samples analyzed for that day.
- Print additional DMRs as necessary for monthly reporting.

RETURN REPORT BY: February 15, of the year following completion of monitoring

RETURN TO: **ATTN: Nicholas Bertolas**
Department of Natural Resources
3911 Fish Hatchery Rd.
Fitchburg, WI 53711

I certify under penalty of law that I have personally examined and am familiar with the information submitted in this document and all attachments and that, based on my inquiry of those individuals immediately responsible for obtaining the information, I believe that the information is true, accurate, and complete. I am aware that there are significant penalties for submitting false information, including the possibility of fines and imprisonment, (40 CFR 122.5). I also certify that the values being submitted are the actual values found in the samples; no values have been modified or changed in any manner. Wherever I believe a value being reported is inaccurate, I have added an explanation indicating the reasons why the value is inaccurate.

Andrew M. Steh

01/05/2017

Signature of Person Completing Form

Date

[Signature]

1-9-17

Signature of Principal, Exec. or Authorized Agent

Date

TestAmerica

THE LEADER IN ENVIRONMENTAL TESTING

ANALYTICAL REPORT

TestAmerica Laboratories, Inc.

TestAmerica Chicago

2417 Bond Street

University Park, IL 60484

Tel: (708)534-5200

TestAmerica Job ID: 500-121156-1

Client Project/Site: MadisonKipp - GETS/SVE

For:

Madison-Kipp Corporation

201 Waubesa Street

Madison, Wisconsin 53704

Attn: Alina Satkoski



Authorized for release by:

12/12/2016 3:51:57 PM

Sandie Fredrick, Project Manager II

(920)261-1660

sandie.fredrick@testamericainc.com

LINKS

Review your project
results through

TotalAccess

Have a Question?



Visit us at:

www.testamericainc.com

The test results in this report meet all 2003 NELAC and 2009 TNI requirements for accredited parameters, exceptions are noted in this report. This report may not be reproduced except in full, and with written approval from the laboratory. For questions please contact the Project Manager at the e-mail address or telephone number listed on this page.

This report has been electronically signed and authorized by the signatory. Electronic signature is intended to be the legally binding equivalent of a traditionally handwritten signature.

Results relate only to the items tested and the sample(s) as received by the laboratory.

1

2

3

4

5

6

7

8

9

10

11

12

13

14

15



Table of Contents

Cover Page	1
Table of Contents	2
Case Narrative	3
Detection Summary	4
Method Summary	5
Sample Summary	6
Client Sample Results	7
Definitions	10
QC Association	11
Surrogate Summary	12
QC Sample Results	13
Chronicle	17
Certification Summary	18
Chain of Custody	19
Receipt Checklists	23

Case Narrative

Client: Madison-Kipp Corporation
Project/Site: MadisonKipp - GETS/SVE

TestAmerica Job ID: 500-121156-1

Job ID: 500-121156-1

Laboratory: TestAmerica Chicago

Narrative

Job Narrative
500-121156-1

Comments

No additional comments.

Receipt

The samples were received on 12/8/2016 9:00 AM; the samples arrived in good condition, properly preserved and, where required, on ice. The temperature of the cooler at receipt was 2.1° C.

GC/MS VOA

Method(s) 624: The following sample was diluted to bring the concentration of target analytes within the calibration range: Influent (500-121156-2). Elevated reporting limits (RLs) are provided.

No additional analytical or quality issues were noted, other than those described above or in the Definitions/Glossary page.

General Chemistry

No analytical or quality issues were noted, other than those described in the Definitions/Glossary page.

1

2

3

4

5

6

7

8

9

10

11

12

13

14

15

Detection Summary

Client: Madison-Kipp Corporation
Project/Site: MadisonKipp - GETS/SVE

TestAmerica Job ID: 500-121156-1

Client Sample ID: Effluent

Lab Sample ID: 500-121156-1

Analyte	Result	Qualifier	RL	MDL	Unit	Dil Fac	D	Method	Prep Type
cis-1,2-Dichloroethene	18		1.0	0.41	ug/L	1		624	Total/NA
Tetrachloroethene	28		1.0	0.37	ug/L	1		624	Total/NA
Trichloroethene	6.5		0.50	0.16	ug/L	1		624	Total/NA
Chloride	100	B	5.0	1.9	mg/L	25		300.0	Total/NA

Client Sample ID: Influent

Lab Sample ID: 500-121156-2

Analyte	Result	Qualifier	RL	MDL	Unit	Dil Fac	D	Method	Prep Type
Tetrachloroethene - DL	1700		10	3.7	ug/L	10		624	Total/NA
Chloride	110	B	5.0	1.9	mg/L	25		300.0	Total/NA

Client Sample ID: Trip Blank

Lab Sample ID: 500-121156-3

No Detections.

This Detection Summary does not include radiochemical test results.

TestAmerica Chicago

Method Summary

Client: Madison-Kipp Corporation
Project/Site: MadisonKipp - GETS/SVE

TestAmerica Job ID: 500-121156-1

Method	Method Description	Protocol	Laboratory
624	Volatile Organic Compounds (GC/MS)	40CFR136A	TAL CHI
1664B	HEM and SGT-HEM	1664B	TAL CHI
300.0	Anions, Ion Chromatography	MCAWW	TAL CHI
SM 2540D	Solids, Total Suspended (TSS)	SM	TAL CHI

Protocol References:

1664B = 1664B

40CFR136A = "Methods for Organic Chemical Analysis of Municipal Industrial Wastewater", 40CFR, Part 136, Appendix A, October 26, 1984 and subsequent revisions.

MCAWW = "Methods For Chemical Analysis Of Water And Wastes", EPA-600/4-79-020, March 1983 And Subsequent Revisions.

SM = "Standard Methods For The Examination Of Water And Wastewater",

Laboratory References:

TAL CHI = TestAmerica Chicago, 2417 Bond Street, University Park, IL 60484, TEL (708)534-5200

Sample Summary

Client: Madison-Kipp Corporation
Project/Site: MadisonKipp - GETS/SVE

TestAmerica Job ID: 500-121156-1

Lab Sample ID	Client Sample ID	Matrix	Collected	Received
500-121156-1	Effluent	Water	12/07/16 09:40	12/08/16 09:00
500-121156-2	Influent	Water	12/07/16 09:55	12/08/16 09:00
500-121156-3	Trip Blank	Water	12/07/16 00:00	12/08/16 09:00

1

2

3

4

5

6

7

8

9

10

11

12

13

14

15

Client Sample Results

Client: Madison-Kipp Corporation
 Project/Site: MadisonKipp - GETS/SVE

TestAmerica Job ID: 500-121156-1

Client Sample ID: Effluent

Date Collected: 12/07/16 09:40

Date Received: 12/08/16 09:00

Lab Sample ID: 500-121156-1

Matrix: Water

Method: 624 - Volatile Organic Compounds (GC/MS)

Analyte	Result	Qualifier	RL	MDL	Unit	D	Prepared	Analyzed	Dil Fac
Benzene	<0.15		0.50	0.15	ug/L			12/10/16 12:20	1
Bromoform	<0.45		1.0	0.45	ug/L			12/10/16 12:20	1
Carbon tetrachloride	<0.38		1.0	0.38	ug/L			12/10/16 12:20	1
Chloroform	<0.37		1.0	0.37	ug/L			12/10/16 12:20	1
cis-1,2-Dichloroethene	18		1.0	0.41	ug/L			12/10/16 12:20	1
Dichlorobromomethane	<0.37		1.0	0.37	ug/L			12/10/16 12:20	1
1,2-Dichloroethane	<0.39		1.0	0.39	ug/L			12/10/16 12:20	1
1,1-Dichloroethene	<0.39		1.0	0.39	ug/L			12/10/16 12:20	1
Ethylbenzene	<0.18		0.50	0.18	ug/L			12/10/16 12:20	1
Methyl bromide	<0.65		2.0	0.65	ug/L			12/10/16 12:20	1
Methyl chloride	<0.32		1.0	0.32	ug/L			12/10/16 12:20	1
Methyl tert-butyl ether	<0.39		1.0	0.39	ug/L			12/10/16 12:20	1
1,1,1,2-Tetrachloroethane	<0.40		1.0	0.40	ug/L			12/10/16 12:20	1
Tetrachloroethene	28		1.0	0.37	ug/L			12/10/16 12:20	1
Toluene	<0.15		0.50	0.15	ug/L			12/10/16 12:20	1
trans-1,2-Dichloroethene	<0.35		1.0	0.35	ug/L			12/10/16 12:20	1
1,1,1-Trichloroethane	<0.38		1.0	0.38	ug/L			12/10/16 12:20	1
1,1,2-Trichloroethane	<0.35		1.0	0.35	ug/L			12/10/16 12:20	1
Trichloroethene	6.5		0.50	0.16	ug/L			12/10/16 12:20	1
Vinyl chloride	<0.20		0.50	0.20	ug/L			12/10/16 12:20	1
Xylenes, Total	<0.40		1.0	0.40	ug/L			12/10/16 12:20	1

Surrogate	%Recovery	Qualifier	Limits	Prepared	Analyzed	Dil Fac
4-Bromofluorobenzene (Surr)	102		71 - 120		12/10/16 12:20	1
1,2-Dichloroethane-d4 (Surr)	109		71 - 127		12/10/16 12:20	1
Toluene-d8 (Surr)	101		75 - 120		12/10/16 12:20	1

General Chemistry

Analyte	Result	Qualifier	RL	MDL	Unit	D	Prepared	Analyzed	Dil Fac
HEM (Oil & Grease)	<1.4		5.4	1.4	mg/L		12/08/16 16:39	12/08/16 19:28	1
Chloride	100	B	5.0	1.9	mg/L			12/09/16 23:37	25
Total Suspended Solids	<2.5		5.0	2.5	mg/L			12/08/16 12:26	1

Client Sample Results

Client: Madison-Kipp Corporation
 Project/Site: MadisonKipp - GETS/SVE

TestAmerica Job ID: 500-121156-1

Client Sample ID: Influent

Date Collected: 12/07/16 09:55

Date Received: 12/08/16 09:00

Lab Sample ID: 500-121156-2

Matrix: Water

Method: 624 - Volatile Organic Compounds (GC/MS)

Analyte	Result	Qualifier	RL	MDL	Unit	D	Prepared	Analyzed	Dil Fac
Benzene	<0.29		1.0	0.29	ug/L			12/12/16 12:20	2
Bromoform	<0.89		2.0	0.89	ug/L			12/12/16 12:20	2
Carbon tetrachloride	<0.77		2.0	0.77	ug/L			12/12/16 12:20	2
Chloroform	<0.74		2.0	0.74	ug/L			12/12/16 12:20	2
cis-1,2-Dichloroethene	<0.82		2.0	0.82	ug/L			12/12/16 12:20	2
Dichlorobromomethane	<0.74		2.0	0.74	ug/L			12/12/16 12:20	2
1,2-Dichloroethane	<0.78		2.0	0.78	ug/L			12/12/16 12:20	2
1,1-Dichloroethene	<0.78		2.0	0.78	ug/L			12/12/16 12:20	2
Ethylbenzene	<0.37		1.0	0.37	ug/L			12/12/16 12:20	2
Methyl bromide	<1.3		4.0	1.3	ug/L			12/12/16 12:20	2
Methyl chloride	<0.64		2.0	0.64	ug/L			12/12/16 12:20	2
Methyl tert-butyl ether	<0.79		2.0	0.79	ug/L			12/12/16 12:20	2
1,1,2,2-Tetrachloroethane	<0.80		2.0	0.80	ug/L			12/12/16 12:20	2
Toluene	<0.30		1.0	0.30	ug/L			12/12/16 12:20	2
trans-1,2-Dichloroethene	<0.70		2.0	0.70	ug/L			12/12/16 12:20	2
1,1,1-Trichloroethane	<0.76		2.0	0.76	ug/L			12/12/16 12:20	2
1,1,2-Trichloroethane	<0.70		2.0	0.70	ug/L			12/12/16 12:20	2
Trichloroethene	<0.33		1.0	0.33	ug/L			12/12/16 12:20	2
Vinyl chloride	<0.41		1.0	0.41	ug/L			12/12/16 12:20	2
Xylenes, Total	<0.80		2.0	0.80	ug/L			12/12/16 12:20	2

Surrogate	%Recovery	Qualifier	Limits	Prepared	Analyzed	Dil Fac
4-Bromofluorobenzene (Surr)	104		71 - 120		12/12/16 12:20	2
1,2-Dichloroethane-d4 (Surr)	91		71 - 127		12/12/16 12:20	2
Toluene-d8 (Surr)	94		75 - 120		12/12/16 12:20	2

Method: 624 - Volatile Organic Compounds (GC/MS) - DL

Analyte	Result	Qualifier	RL	MDL	Unit	D	Prepared	Analyzed	Dil Fac
Tetrachloroethene	1700		10	3.7	ug/L			12/10/16 12:47	10

Surrogate	%Recovery	Qualifier	Limits	Prepared	Analyzed	Dil Fac
4-Bromofluorobenzene (Surr)	104		71 - 120		12/10/16 12:47	10
1,2-Dichloroethane-d4 (Surr)	109		71 - 127		12/10/16 12:47	10
Toluene-d8 (Surr)	101		75 - 120		12/10/16 12:47	10

General Chemistry

Analyte	Result	Qualifier	RL	MDL	Unit	D	Prepared	Analyzed	Dil Fac
HEM (Oil & Grease)	<1.4		5.1	1.4	mg/L		12/08/16 16:49	12/08/16 19:36	1
Chloride	110	B	5.0	1.9	mg/L			12/09/16 23:49	25
Total Suspended Solids	<2.5		5.0	2.5	mg/L			12/08/16 12:27	1

Client Sample Results

Client: Madison-Kipp Corporation
 Project/Site: MadisonKipp - GETS/SVE

TestAmerica Job ID: 500-121156-1

Client Sample ID: Trip Blank

Lab Sample ID: 500-121156-3

Date Collected: 12/07/16 00:00

Matrix: Water

Date Received: 12/08/16 09:00

Method: 624 - Volatile Organic Compounds (GC/MS)

Analyte	Result	Qualifier	RL	MDL	Unit	D	Prepared	Analyzed	Dil Fac
Benzene	<0.15		0.50	0.15	ug/L			12/10/16 13:43	1
Bromoform	<0.45		1.0	0.45	ug/L			12/10/16 13:43	1
Carbon tetrachloride	<0.38		1.0	0.38	ug/L			12/10/16 13:43	1
Chloroform	<0.37		1.0	0.37	ug/L			12/10/16 13:43	1
cis-1,2-Dichloroethene	<0.41		1.0	0.41	ug/L			12/10/16 13:43	1
Dichlorobromomethane	<0.37		1.0	0.37	ug/L			12/10/16 13:43	1
1,2-Dichloroethane	<0.39		1.0	0.39	ug/L			12/10/16 13:43	1
1,1-Dichloroethene	<0.39		1.0	0.39	ug/L			12/10/16 13:43	1
Ethylbenzene	<0.18		0.50	0.18	ug/L			12/10/16 13:43	1
Methyl bromide	<0.65		2.0	0.65	ug/L			12/10/16 13:43	1
Methyl chloride	<0.32		1.0	0.32	ug/L			12/10/16 13:43	1
Methyl tert-butyl ether	<0.39		1.0	0.39	ug/L			12/10/16 13:43	1
1,1,2,2-Tetrachloroethane	<0.40		1.0	0.40	ug/L			12/10/16 13:43	1
Tetrachloroethene	<0.37		1.0	0.37	ug/L			12/10/16 13:43	1
Toluene	<0.15		0.50	0.15	ug/L			12/10/16 13:43	1
trans-1,2-Dichloroethene	<0.35		1.0	0.35	ug/L			12/10/16 13:43	1
1,1,1-Trichloroethane	<0.38		1.0	0.38	ug/L			12/10/16 13:43	1
1,1,2-Trichloroethane	<0.35		1.0	0.35	ug/L			12/10/16 13:43	1
Trichloroethene	<0.16		0.50	0.16	ug/L			12/10/16 13:43	1
Vinyl chloride	<0.20		0.50	0.20	ug/L			12/10/16 13:43	1
Xylenes, Total	<0.40		1.0	0.40	ug/L			12/10/16 13:43	1

Surrogate	%Recovery	Qualifier	Limits	Prepared	Analyzed	Dil Fac
4-Bromofluorobenzene (Surr)	102		71 - 120		12/10/16 13:43	1
1,2-Dichloroethane-d4 (Surr)	110		71 - 127		12/10/16 13:43	1
Toluene-d8 (Surr)	99		75 - 120		12/10/16 13:43	1

Definitions/Glossary

Client: Madison-Kipp Corporation
Project/Site: MadisonKipp - GETS/SVE

TestAmerica Job ID: 500-121156-1

Qualifiers

General Chemistry

Qualifier	Qualifier Description
B	Compound was found in the blank and sample.
J	Result is less than the RL but greater than or equal to the MDL and the concentration is an approximate value.

Glossary

Abbreviation	These commonly used abbreviations may or may not be present in this report.
α	Listed under the "D" column to designate that the result is reported on a dry weight basis
%R	Percent Recovery
CFL	Contains Free Liquid
CNF	Contains no Free Liquid
DER	Duplicate error ratio (normalized absolute difference)
Dil Fac	Dilution Factor
DL, RA, RE, IN	Indicates a Dilution, Re-analysis, Re-extraction, or additional Initial metals/anion analysis of the sample
DLC	Decision level concentration
MDA	Minimum detectable activity
EDL	Estimated Detection Limit
MDC	Minimum detectable concentration
MDL	Method Detection Limit
ML	Minimum Level (Dioxin)
NC	Not Calculated
ND	Not detected at the reporting limit (or MDL or EDL if shown)
PQL	Practical Quantitation Limit
QC	Quality Control
RER	Relative error ratio
RL	Reporting Limit or Requested Limit (Radiochemistry)
RPD	Relative Percent Difference, a measure of the relative difference between two points
TEF	Toxicity Equivalent Factor (Dioxin)
TEQ	Toxicity Equivalent Quotient (Dioxin)

QC Association Summary

Client: Madison-Kipp Corporation
Project/Site: MadisonKipp - GETS/SVE

TestAmerica Job ID: 500-121156-1

GC/MS VOA

Analysis Batch: 364500

Lab Sample ID	Client Sample ID	Prep Type	Matrix	Method	Prep Batch
500-121156-1	Effluent	Total/NA	Water	624	
500-121156-2 - DL	Influent	Total/NA	Water	624	
500-121156-3	Trip Blank	Total/NA	Water	624	
MB 500-364500/7	Method Blank	Total/NA	Water	624	
LCS 500-364500/5	Lab Control Sample	Total/NA	Water	624	

Analysis Batch: 364589

Lab Sample ID	Client Sample ID	Prep Type	Matrix	Method	Prep Batch
500-121156-2	Influent	Total/NA	Water	624	
MB 500-364589/7	Method Blank	Total/NA	Water	624	
LCS 500-364589/5	Lab Control Sample	Total/NA	Water	624	

General Chemistry

Analysis Batch: 364191

Lab Sample ID	Client Sample ID	Prep Type	Matrix	Method	Prep Batch
500-121156-1	Effluent	Total/NA	Water	SM 2540D	
500-121156-2	Influent	Total/NA	Water	SM 2540D	
MB 500-364191/1	Method Blank	Total/NA	Water	SM 2540D	
LCS 500-364191/2	Lab Control Sample	Total/NA	Water	SM 2540D	
500-121156-2 MS	Influent	Total/NA	Water	SM 2540D	
500-121156-2 DU	Influent	Total/NA	Water	SM 2540D	

Prep Batch: 364235

Lab Sample ID	Client Sample ID	Prep Type	Matrix	Method	Prep Batch
500-121156-1	Effluent	Total/NA	Water	1664B	
500-121156-2	Influent	Total/NA	Water	1664B	
MB 500-364235/1-A	Method Blank	Total/NA	Water	1664B	
LCS 500-364235/2-A	Lab Control Sample	Total/NA	Water	1664B	
500-121156-1 MS	Effluent	Total/NA	Water	1664B	

Analysis Batch: 364239

Lab Sample ID	Client Sample ID	Prep Type	Matrix	Method	Prep Batch
500-121156-1	Effluent	Total/NA	Water	1664B	364235
500-121156-2	Influent	Total/NA	Water	1664B	364235
MB 500-364235/1-A	Method Blank	Total/NA	Water	1664B	364235
LCS 500-364235/2-A	Lab Control Sample	Total/NA	Water	1664B	364235
500-121156-1 MS	Effluent	Total/NA	Water	1664B	364235

Analysis Batch: 364516

Lab Sample ID	Client Sample ID	Prep Type	Matrix	Method	Prep Batch
500-121156-1	Effluent	Total/NA	Water	300.0	
500-121156-2	Influent	Total/NA	Water	300.0	
MB 500-364516/3	Method Blank	Total/NA	Water	300.0	
LCS 500-364516/4	Lab Control Sample	Total/NA	Water	300.0	

TestAmerica Chicago

Surrogate Summary

Client: Madison-Kipp Corporation
Project/Site: MadisonKipp - GETS/SVE

TestAmerica Job ID: 500-121156-1

Method: 624 - Volatile Organic Compounds (GC/MS)

Matrix: Water

Prep Type: Total/NA

Percent Surrogate Recovery (Acceptance Limits)

Lab Sample ID	Client Sample ID	BFB (71-120)	12DCE (71-127)	TOL (75-120)
500-121156-1	Effluent	102	109	101
500-121156-2 - DL	Influent	104	109	101
500-121156-2	Influent	104	91	94
500-121156-3	Trip Blank	102	110	99
LCS 500-364500/5	Lab Control Sample	105	106	100
LCS 500-364589/5	Lab Control Sample	102	89	97
MB 500-364500/7	Method Blank	105	109	101
MB 500-364589/7	Method Blank	104	92	97

Surrogate Legend

BFB = 4-Bromofluorobenzene (Surr)

12DCE = 1,2-Dichloroethane-d4 (Surr)

TOL = Toluene-d8 (Surr)

QC Sample Results

Client: Madison-Kipp Corporation
 Project/Site: MadisonKipp - GETS/SVE

TestAmerica Job ID: 500-121156-1

Method: 624 - Volatile Organic Compounds (GC/MS)

Lab Sample ID: MB 500-364500/7
Matrix: Water
Analysis Batch: 364500

Client Sample ID: Method Blank
Prep Type: Total/NA

Analyte	MB Result	MB Qualifier	RL	MDL	Unit	D	Prepared	Analyzed	Dil Fac
Benzene	<0.15		0.50	0.15	ug/L			12/10/16 10:56	1
Bromoform	<0.45		1.0	0.45	ug/L			12/10/16 10:56	1
Carbon tetrachloride	<0.38		1.0	0.38	ug/L			12/10/16 10:56	1
Chloroform	<0.37		1.0	0.37	ug/L			12/10/16 10:56	1
cis-1,2-Dichloroethene	<0.41		1.0	0.41	ug/L			12/10/16 10:56	1
Dichlorobromomethane	<0.37		1.0	0.37	ug/L			12/10/16 10:56	1
1,2-Dichloroethane	<0.39		1.0	0.39	ug/L			12/10/16 10:56	1
1,1-Dichloroethene	<0.39		1.0	0.39	ug/L			12/10/16 10:56	1
Ethylbenzene	<0.18		0.50	0.18	ug/L			12/10/16 10:56	1
Methyl bromide	<0.65		2.0	0.65	ug/L			12/10/16 10:56	1
Methyl chloride	<0.32		1.0	0.32	ug/L			12/10/16 10:56	1
Methyl tert-butyl ether	<0.39		1.0	0.39	ug/L			12/10/16 10:56	1
1,1,2,2-Tetrachloroethane	<0.40		1.0	0.40	ug/L			12/10/16 10:56	1
Tetrachloroethene	<0.37		1.0	0.37	ug/L			12/10/16 10:56	1
Toluene	<0.15		0.50	0.15	ug/L			12/10/16 10:56	1
trans-1,2-Dichloroethene	<0.35		1.0	0.35	ug/L			12/10/16 10:56	1
1,1,1-Trichloroethane	<0.38		1.0	0.38	ug/L			12/10/16 10:56	1
1,1,2-Trichloroethane	<0.35		1.0	0.35	ug/L			12/10/16 10:56	1
Trichloroethene	<0.16		0.50	0.16	ug/L			12/10/16 10:56	1
Vinyl chloride	<0.20		0.50	0.20	ug/L			12/10/16 10:56	1
Xylenes, Total	<0.40		1.0	0.40	ug/L			12/10/16 10:56	1

Surrogate	MB %Recovery	MB Qualifier	Limits	Prepared	Analyzed	Dil Fac
4-Bromofluorobenzene (Surr)	105		71 - 120		12/10/16 10:56	1
1,2-Dichloroethane-d4 (Surr)	109		71 - 127		12/10/16 10:56	1
Toluene-d8 (Surr)	101		75 - 120		12/10/16 10:56	1

Lab Sample ID: LCS 500-364500/5
Matrix: Water
Analysis Batch: 364500

Client Sample ID: Lab Control Sample
Prep Type: Total/NA

Analyte	Spike Added	LCS Result	LCS Qualifier	Unit	D	%Rec	%Rec. Limits
Benzene	50.0	47.9		ug/L		96	37 - 151
Bromoform	50.0	44.3		ug/L		89	45 - 169
Carbon tetrachloride	50.0	47.5		ug/L		95	70 - 140
Chloroform	50.0	47.9		ug/L		96	51 - 138
cis-1,2-Dichloroethene	50.0	47.2		ug/L		94	70 - 130
Dichlorobromomethane	50.0	49.0		ug/L		98	35 - 155
1,2-Dichloroethane	50.0	51.7		ug/L		103	49 - 155
1,1-Dichloroethene	50.0	48.7		ug/L		97	10 - 234
Ethylbenzene	50.0	49.0		ug/L		98	37 - 162
Methyl bromide	50.0	39.9		ug/L		80	10 - 242
Methyl chloride	50.0	42.9		ug/L		86	10 - 273
m&p-Xylene	50.0	48.7		ug/L		97	
o-Xylene	50.0	48.2		ug/L		96	
1,1,2,2-Tetrachloroethane	50.0	51.3		ug/L		103	46 - 157
Tetrachloroethene	50.0	45.4		ug/L		91	64 - 148
Toluene	50.0	47.8		ug/L		96	47 - 150

TestAmerica Chicago

QC Sample Results

Client: Madison-Kipp Corporation
 Project/Site: MadisonKipp - GETS/SVE

TestAmerica Job ID: 500-121156-1

Method: 624 - Volatile Organic Compounds (GC/MS) (Continued)

Lab Sample ID: LCS 500-364500/5
Matrix: Water
Analysis Batch: 364500

Client Sample ID: Lab Control Sample
Prep Type: Total/NA

Analyte	Spike Added	LCS Result	LCS Qualifier	Unit	D	%Rec	%Rec. Limits
trans-1,2-Dichloroethene	50.0	48.2		ug/L		96	54 - 156
1,1,1-Trichloroethane	50.0	48.4		ug/L		97	52 - 162
1,1,2-Trichloroethane	50.0	48.9		ug/L		98	52 - 150
Trichloroethene	50.0	46.6		ug/L		93	71 - 157
Vinyl chloride	50.0	50.3		ug/L		101	10 - 251

Surrogate	LCS %Recovery	LCS Qualifier	Limits
4-Bromofluorobenzene (Surr)	105		71 - 120
1,2-Dichloroethane-d4 (Surr)	106		71 - 127
Toluene-d8 (Surr)	100		75 - 120

Lab Sample ID: MB 500-364589/7
Matrix: Water
Analysis Batch: 364589

Client Sample ID: Method Blank
Prep Type: Total/NA

Analyte	MB Result	MB Qualifier	RL	MDL	Unit	D	Prepared	Analyzed	Dil Fac
Benzene	<0.15		0.50	0.15	ug/L			12/12/16 10:33	1
Bromoform	<0.45		1.0	0.45	ug/L			12/12/16 10:33	1
Carbon tetrachloride	<0.38		1.0	0.38	ug/L			12/12/16 10:33	1
Chloroform	<0.37		1.0	0.37	ug/L			12/12/16 10:33	1
cis-1,2-Dichloroethene	<0.41		1.0	0.41	ug/L			12/12/16 10:33	1
Dichlorobromomethane	<0.37		1.0	0.37	ug/L			12/12/16 10:33	1
1,2-Dichloroethane	<0.39		1.0	0.39	ug/L			12/12/16 10:33	1
1,1-Dichloroethene	<0.39		1.0	0.39	ug/L			12/12/16 10:33	1
Ethylbenzene	<0.18		0.50	0.18	ug/L			12/12/16 10:33	1
Methyl bromide	<0.65		2.0	0.65	ug/L			12/12/16 10:33	1
Methyl chloride	<0.32		1.0	0.32	ug/L			12/12/16 10:33	1
Methyl tert-butyl ether	<0.39		1.0	0.39	ug/L			12/12/16 10:33	1
1,1,2,2-Tetrachloroethane	<0.40		1.0	0.40	ug/L			12/12/16 10:33	1
Tetrachloroethene	<0.37		1.0	0.37	ug/L			12/12/16 10:33	1
Toluene	<0.15		0.50	0.15	ug/L			12/12/16 10:33	1
trans-1,2-Dichloroethene	<0.35		1.0	0.35	ug/L			12/12/16 10:33	1
1,1,1-Trichloroethane	<0.38		1.0	0.38	ug/L			12/12/16 10:33	1
1,1,2-Trichloroethane	<0.35		1.0	0.35	ug/L			12/12/16 10:33	1
Trichloroethene	<0.16		0.50	0.16	ug/L			12/12/16 10:33	1
Vinyl chloride	<0.20		0.50	0.20	ug/L			12/12/16 10:33	1
Xylenes, Total	<0.40		1.0	0.40	ug/L			12/12/16 10:33	1

Surrogate	MB %Recovery	MB Qualifier	Limits	Prepared	Analyzed	Dil Fac
4-Bromofluorobenzene (Surr)	104		71 - 120		12/12/16 10:33	1
1,2-Dichloroethane-d4 (Surr)	92		71 - 127		12/12/16 10:33	1
Toluene-d8 (Surr)	97		75 - 120		12/12/16 10:33	1

TestAmerica Chicago

QC Sample Results

Client: Madison-Kipp Corporation
 Project/Site: MadisonKipp - GETS/SVE

TestAmerica Job ID: 500-121156-1

Method: 624 - Volatile Organic Compounds (GC/MS) (Continued)

Lab Sample ID: LCS 500-364589/5

Matrix: Water

Analysis Batch: 364589

Client Sample ID: Lab Control Sample

Prep Type: Total/NA

Analyte	Spike Added	LCS Result	LCS Qualifier	Unit	D	%Rec	%Rec. Limits
Benzene	50.0	41.1		ug/L		82	37 - 151
Bromoform	50.0	37.5		ug/L		75	45 - 169
Carbon tetrachloride	50.0	40.3		ug/L		81	70 - 140
Chloroform	50.0	41.6		ug/L		83	51 - 138
cis-1,2-Dichloroethene	50.0	44.3		ug/L		89	70 - 130
Dichlorobromomethane	50.0	37.7		ug/L		75	35 - 155
1,2-Dichloroethane	50.0	37.8		ug/L		76	49 - 155
1,1-Dichloroethene	50.0	47.1		ug/L		94	10 - 234
Ethylbenzene	50.0	41.3		ug/L		83	37 - 162
Methyl bromide	50.0	40.9		ug/L		82	10 - 242
Methyl chloride	50.0	50.4		ug/L		101	10 - 273
m&p-Xylene	50.0	40.3		ug/L		81	
o-Xylene	50.0	39.5		ug/L		79	
1,1,2,2-Tetrachloroethane	50.0	42.7		ug/L		85	46 - 157
Tetrachloroethene	50.0	42.7		ug/L		85	64 - 148
Toluene	50.0	40.6		ug/L		81	47 - 150
trans-1,2-Dichloroethene	50.0	44.6		ug/L		89	54 - 156
1,1,1-Trichloroethane	50.0	41.8		ug/L		84	52 - 162
1,1,2-Trichloroethane	50.0	41.8		ug/L		84	52 - 150
Trichloroethene	50.0	46.7		ug/L		93	71 - 157
Vinyl chloride	50.0	44.5		ug/L		89	10 - 251

Surrogate	LCS %Recovery	LCS Qualifier	Limits
4-Bromofluorobenzene (Surr)	102		71 - 120
1,2-Dichloroethane-d4 (Surr)	89		71 - 127
Toluene-d8 (Surr)	97		75 - 120

Method: 1664B - HEM and SGT-HEM

Lab Sample ID: MB 500-364235/1-A

Matrix: Water

Analysis Batch: 364239

Client Sample ID: Method Blank

Prep Type: Total/NA

Prep Batch: 364235

Analyte	MB Result	MB Qualifier	RL	MDL	Unit	D	Prepared	Analyzed	Dil Fac
HEM (Oil & Grease)	1.70	J	5.0	1.3	mg/L		12/08/16 16:30	12/08/16 19:20	1

Lab Sample ID: LCS 500-364235/2-A

Matrix: Water

Analysis Batch: 364239

Client Sample ID: Lab Control Sample

Prep Type: Total/NA

Prep Batch: 364235

Analyte	Spike Added	LCS Result	LCS Qualifier	Unit	D	%Rec	%Rec. Limits
HEM (Oil & Grease)	40.0	34.90		mg/L		87	78 - 114

TestAmerica Chicago

QC Sample Results

Client: Madison-Kipp Corporation
 Project/Site: MadisonKipp - GETS/SVE

TestAmerica Job ID: 500-121156-1

Method: 1664B - HEM and SGT-HEM (Continued)

Lab Sample ID: 500-121156-1 MS
Matrix: Water
Analysis Batch: 364239

Client Sample ID: Effluent
Prep Type: Total/NA
Prep Batch: 364235

Analyte	Sample Result	Sample Qualifier	Spike Added	MS Result	MS Qualifier	Unit	D	%Rec	Limits
HEM (Oil & Grease)	<1.4		44.2	36.87		mg/L		84	78 - 114

Method: 300.0 - Anions, Ion Chromatography

Lab Sample ID: MB 500-364516/3
Matrix: Water
Analysis Batch: 364516

Client Sample ID: Method Blank
Prep Type: Total/NA

Analyte	MB Result	MB Qualifier	RL	MDL	Unit	D	Prepared	Analyzed	Dil Fac
Chloride	0.100	J	0.20	0.076	mg/L			12/09/16 17:52	1

Lab Sample ID: LCS 500-364516/4
Matrix: Water
Analysis Batch: 364516

Client Sample ID: Lab Control Sample
Prep Type: Total/NA

Analyte	Spike Added	LCS Result	LCS Qualifier	Unit	D	%Rec	Limits
Chloride	3.00	2.83		mg/L		94	90 - 110

Method: SM 2540D - Solids, Total Suspended (TSS)

Lab Sample ID: MB 500-364191/1
Matrix: Water
Analysis Batch: 364191

Client Sample ID: Method Blank
Prep Type: Total/NA

Analyte	MB Result	MB Qualifier	RL	MDL	Unit	D	Prepared	Analyzed	Dil Fac
Total Suspended Solids	<2.5		5.0	2.5	mg/L			12/08/16 12:05	1

Lab Sample ID: LCS 500-364191/2
Matrix: Water
Analysis Batch: 364191

Client Sample ID: Lab Control Sample
Prep Type: Total/NA

Analyte	Spike Added	LCS Result	LCS Qualifier	Unit	D	%Rec	Limits
Total Suspended Solids	200	189		mg/L		94	80 - 120

Lab Sample ID: 500-121156-2 MS
Matrix: Water
Analysis Batch: 364191

Client Sample ID: Influent
Prep Type: Total/NA

Analyte	Sample Result	Sample Qualifier	Spike Added	MS Result	MS Qualifier	Unit	D	%Rec	Limits
Total Suspended Solids	<2.5		100	96.0		mg/L		96	75 - 125

Lab Sample ID: 500-121156-2 DU
Matrix: Water
Analysis Batch: 364191

Client Sample ID: Influent
Prep Type: Total/NA

Analyte	Sample Result	Sample Qualifier	DU Result	DU Qualifier	Unit	D	RPD	RPD Limit
Total Suspended Solids	<2.5		<2.5		mg/L		NC	5

TestAmerica Chicago

Lab Chronicle

Client: Madison-Kipp Corporation
Project/Site: MadisonKipp - GETS/SVE

TestAmerica Job ID: 500-121156-1

Client Sample ID: Effluent

Date Collected: 12/07/16 09:40

Date Received: 12/08/16 09:00

Lab Sample ID: 500-121156-1

Matrix: Water

Prep Type	Batch Type	Batch Method	Run	Dilution Factor	Batch Number	Prepared or Analyzed	Analyst	Lab
Total/NA	Analysis	624		1	364500	12/10/16 12:20	PJH	TAL CHI
Total/NA	Prep	1664B			364235	12/08/16 16:39	ADK	TAL CHI
Total/NA	Analysis	1664B		1	364239	12/08/16 19:28	ADK	TAL CHI
Total/NA	Analysis	300.0		25	364516	12/09/16 23:37	EAT	TAL CHI
Total/NA	Analysis	SM 2540D		1	364191		SMO	TAL CHI
					(Start)	12/08/16 12:26		
					(End)	12/08/16 12:27		

Client Sample ID: Influent

Date Collected: 12/07/16 09:55

Date Received: 12/08/16 09:00

Lab Sample ID: 500-121156-2

Matrix: Water

Prep Type	Batch Type	Batch Method	Run	Dilution Factor	Batch Number	Prepared or Analyzed	Analyst	Lab
Total/NA	Analysis	624		2	364589	12/12/16 12:20	PMF	TAL CHI
Total/NA	Analysis	624	DL	10	364500	12/10/16 12:47	PJH	TAL CHI
Total/NA	Prep	1664B			364235	12/08/16 16:49	ADK	TAL CHI
Total/NA	Analysis	1664B		1	364239	12/08/16 19:36	ADK	TAL CHI
Total/NA	Analysis	300.0		25	364516	12/09/16 23:49	EAT	TAL CHI
Total/NA	Analysis	SM 2540D		1	364191		SMO	TAL CHI
					(Start)	12/08/16 12:27		
					(End)	12/08/16 12:28		

Client Sample ID: Trip Blank

Date Collected: 12/07/16 00:00

Date Received: 12/08/16 09:00

Lab Sample ID: 500-121156-3

Matrix: Water

Prep Type	Batch Type	Batch Method	Run	Dilution Factor	Batch Number	Prepared or Analyzed	Analyst	Lab
Total/NA	Analysis	624		1	364500	12/10/16 13:43	PJH	TAL CHI

Laboratory References:

TAL CHI = TestAmerica Chicago, 2417 Bond Street, University Park, IL 60484, TEL (708)534-5200

Certification Summary

Client: Madison-Kipp Corporation
Project/Site: MadisonKipp - GETS/SVE

TestAmerica Job ID: 500-121156-1

Laboratory: TestAmerica Chicago

The certifications listed below are applicable to this report.

Authority	Program	EPA Region	Certification ID	Expiration Date
Wisconsin	State Program	5	999580010	08-31-17

1

2

3

4

5

6

7

8

9

10

11

12

13

14

15

TestAmerica

THE LEADER IN ENVIRONMENTAL TESTING


2417 Bond Street, University Park, IL 60484
 Phone: 708.534.5200 Fax: 708.534.5211

Report To: (optional) Contact: <u>Alana Statkoski</u> Company: <u>Andy Steh</u> Address: _____ Address: _____ Phone: _____ Fax: _____ E-Mail: _____	Bill To: (optional) Contact: <u>Accounts Payable</u> Company: <u>MKC</u> Address: _____ Address: _____ Phone: _____ Fax: _____ PO#/Reference#: <u>106985</u>
--	---

Chain of Custody Record

Lab Job #: 500-121156
 Chain of Custody Number: 903698
 Page 1 of 1
 Temperature °C of Cooler: 2.1

Client		Client Project #		Preservative		Parameter		Matrix	
<u>MKC</u>				<u>1</u>	<u>8</u>	<u>8</u>	<u>2</u>		
Project Name				Project Location/State		Lab Project #		Lab PM	
<u>GETS / SUE</u>				<u>Madison, WI</u>				<u>Sandi Frederick</u>	
Lab ID	MS/MSD	Sample ID	Date	Time	# of Containers	Matrix	Comments		
<u>1</u>		<u>Effluent</u>	<u>12/7/16</u>	<u>940</u>	<u>9</u>	<u>W</u>	<u>For VOC + PAH</u>		
<u>2</u>		<u>Influent</u>	<u>12/7/16</u>	<u>955</u>	<u>9</u>	<u>W</u>	<u>See attached</u>		
<u>3</u>		<u>Trip Blank</u>	<u>11/2/16</u>	<u>-</u>	<u>1</u>	<u>W</u>	<u>Analyte list</u>		



500-121156 COC

Preservative Key
 Cool to 4°
 Cool to 4°
 Cool to 4°
 In, Cool to 4°
 4°

Turnaround Time Required (Business Days): 1 Day 2 Days 5 Days 7 Days 10 Days 15 Days Other

Requested Due Date: _____

Sample Disposal: Return to Client Disposal by Lab Archive for _____ Months (A fee may be assessed if samples are retained longer than 1 month)

Relinquished By: <u>J. Koelke</u> Company: <u>TRC</u> Date: <u>12/7/16</u> Time: <u>1</u>	Received By: <u>April Samols</u> Company: <u>TRC</u> Date: <u>12/08/16</u> Time: <u>0900</u>
Relinquished By: _____ Company: _____ Date: _____ Time: _____	Received By: _____ Company: _____ Date: _____ Time: _____
Relinquished By: _____ Company: _____ Date: _____ Time: _____	Received By: _____ Company: _____ Date: _____ Time: _____

Lab Courier: _____
 Shipped: EX Priority
 Hand Delivered: _____

- Matrix Key
- WW - Wastewater
 - W - Water
 - S - Soil
 - SL - Sludge
 - MS - Miscellaneous
 - OL - Oil
 - A - Air
 - SE - Sediment
 - SO - Soil
 - L - Leachate
 - WI - Wipe
 - DW - Drinking Water
 - O - Other

Client Comments: _____

Lab Comments: _____

500-121156

Parameter	Method
VOCs	
Bromoform	624
Carbon Tetrachloride	624
Dichlorobromomethane	624
1,2-Dichloroethane	624
1,1-Dichloroethylene	624
Methyl Bromide	624
Methyl Chloride	624
1,1,2,2-Tetrachloroethane	624
Tetrachloroethylene	624
1,1,2-Trichloroethane	624
1,1,1-Trichloroethane	624
Trichloroethylene	624
Vinyl Chloride	624
Cis-1,2-Dichloroethene	624
Trans-1,2-Dichloroethene	624
TSS	
Suspended Solids, Total	2540D
BTEX	
Benzene	624
Toluene	
Ethylbenzene	
Xylenes	

- 1
- 2
- 3
- 4
- 5
- 6
- 7
- 8
- 9
- 10
- 11
- 12
- 13
- 14
- 15

PAHs (Group of 10)	
Benzo(a)anthracene	625 SIM
Benzo(b)fluoranthene	
Benzo(g,h,i)perylene	
Benzo(k)fluoranthene	
Chrysene	
Dibenzo(a,h)anthracene	
Fluoranthene	
Indeno(1,2,3-cd)pyrene	
Phenanthrene	
Pyrene	
PAHs	
Benzo(a)pyrene	625 SIM
Naphthalene	
Oil and Grease	
Oil and Grease	1664
BOD₅	
BOD ₅	5210B
Anions	
Chloride	300

- 1
- 2
- 3
- 4
- 5
- 6
- 7
- 8
- 9
- 10
- 11
- 12
- 13
- 14
- 15

ORIGIN ID: JOTA (708) 534-5200
ALINA SATKOSKI
MADISON-KIPP CORPORATION
201 WAUBESA STREET
MADISON, WI 53704
UNITED STATES US


SHIP DATE: 22NOV16
ACTWGT: 50.00 LB HAN
CAD: 33264/CAFE3010

TO **SAMPLE LOGIN**
TESTAMERICA LABS
2417 BOND ST

UNIVERSITY PARK IL 60466

(708) 634-6200 REF: DEPT:

RMA: 



FedEx
Express
E

THU - 08 DEC 10:30A
PRIORITY OVERNIGHT

FedEx
TRK# 6514 8429 3508
0221

79 JOTA

60466
IL-US ORD



#366300 12/07 544J1/D42F/14EB



500-121156 Waybill

- 1
- 2
- 3
- 4
- 5
- 6
- 7
- 8
- 9
- 10
- 11
- 12
- 13
- 14
- 15

Login Sample Receipt Checklist

Client: Madison-Kipp Corporation

Job Number: 500-121156-1

Login Number: 121156

List Source: TestAmerica Chicago

List Number: 1

Creator: Sanchez, Ariel M

Question	Answer	Comment
Radioactivity wasn't checked or is \leq background as measured by a survey meter.	True	
The cooler's custody seal, if present, is intact.	True	
Sample custody seals, if present, are intact.	True	
The cooler or samples do not appear to have been compromised or tampered with.	True	
Samples were received on ice.	True	
Cooler Temperature is acceptable.	True	
Cooler Temperature is recorded.	True	2.1
COC is present.	True	
COC is filled out in ink and legible.	True	
COC is filled out with all pertinent information.	True	
Is the Field Sampler's name present on COC?	True	
There are no discrepancies between the containers received and the COC.	True	
Samples are received within Holding Time (excluding tests with immediate HTs)	True	
Sample containers have legible labels.	True	
Containers are not broken or leaking.	True	
Sample collection date/times are provided.	True	
Appropriate sample containers are used.	True	
Sample bottles are completely filled.	True	
Sample Preservation Verified.	True	
There is sufficient vol. for all requested analyses, incl. any requested MS/MSDs	True	
Containers requiring zero headspace have no headspace or bubble is <math><6\text{mm}</math> (1/4").	True	
Multiphasic samples are not present.	True	
Samples do not require splitting or compositing.	True	
Residual Chlorine Checked.	N/A	



TestAmerica

THE LEADER IN ENVIRONMENTAL TESTING

ANALYTICAL REPORT

TestAmerica Laboratories, Inc.

TestAmerica Chicago

2417 Bond Street

University Park, IL 60484

Tel: (708)534-5200

TestAmerica Job ID: 500-121156-2

Client Project/Site: MadisonKipp - GETS/SVE

For:

Madison-Kipp Corporation

201 Waubesa Street

Madison, Wisconsin 53704

Attn: Alina Satkoski



Authorized for release by:

12/13/2016 4:42:48 PM

Sandie Fredrick, Project Manager II

(920)261-1660

sandie.fredrick@testamericainc.com

LINKS

Review your project
results through

Total Access

Have a Question?



Visit us at:

www.testamericainc.com

The test results in this report meet all 2003 NELAC and 2009 TNI requirements for accredited parameters, exceptions are noted in this report. This report may not be reproduced except in full, and with written approval from the laboratory. For questions please contact the Project Manager at the e-mail address or telephone number listed on this page.

This report has been electronically signed and authorized by the signatory. Electronic signature is intended to be the legally binding equivalent of a traditionally handwritten signature.

Results relate only to the items tested and the sample(s) as received by the laboratory.

1

2

3

4

5

6

7

8

9

10

11

12

13

14

15



Table of Contents

Cover Page	1
Table of Contents	2
Case Narrative	3
Detection Summary	4
Method Summary	5
Sample Summary	6
Client Sample Results	7
Definitions	9
QC Association	10
Surrogate Summary	11
QC Sample Results	12
Chronicle	14
Certification Summary	15
Chain of Custody	16
Receipt Checklists	22

Case Narrative

Client: Madison-Kipp Corporation
Project/Site: MadisonKipp - GETS/SVE

TestAmerica Job ID: 500-121156-2

Job ID: 500-121156-2

Laboratory: TestAmerica Chicago

Narrative

Job Narrative
500-121156-2

Comments

No additional comments.

Receipt

The samples were received on 12/8/2016 9:00 AM; the samples arrived in good condition, properly preserved and, where required, on ice. The temperature of the cooler at receipt was 2.1° C.

GC/MS Semi VOA

Method(s) 625 SIM: Insufficient sample volume was available to perform a matrix spike/matrix spike duplicate (MS/MSD) associated with preparation batch 490-393257 and analytical batch 490-393211.

No additional analytical or quality issues were noted, other than those described above or in the Definitions/Glossary page.

General Chemistry

No analytical or quality issues were noted, other than those described in the Definitions/Glossary page.

Organic Prep

No analytical or quality issues were noted, other than those described in the Definitions/Glossary page.



Detection Summary

Client: Madison-Kipp Corporation
Project/Site: MadisonKipp - GETS/SVE

TestAmerica Job ID: 500-121156-2

Client Sample ID: Effluent

Lab Sample ID: 500-121156-1

No Detections.

Client Sample ID: Influent

Lab Sample ID: 500-121156-2

No Detections.

1

2

3

4

5

6

7

8

9

10

11

12

13

14

15

This Detection Summary does not include radiochemical test results.

TestAmerica Chicago

Method Summary

Client: Madison-Kipp Corporation
Project/Site: MadisonKipp - GETS/SVE

TestAmerica Job ID: 500-121156-2

Method	Method Description	Protocol	Laboratory
625 SIM	Semivolatile Organic Compounds GC/MS (SIM)	40CFR136A	TAL NSH
SM 5210B	BOD, 5-Day	SM	TAL CHI

Protocol References:

40CFR136A = "Methods for Organic Chemical Analysis of Municipal Industrial Wastewater", 40CFR, Part 136, Appendix A, October 26, 1984 and subsequent revisions.

SM = "Standard Methods For The Examination Of Water And Wastewater",

Laboratory References:

TAL CHI = TestAmerica Chicago, 2417 Bond Street, University Park, IL 60484, TEL (708)534-5200

TAL NSH = TestAmerica Nashville, 2960 Foster Creighton Drive, Nashville, TN 37204, TEL (615)726-0177

Sample Summary

Client: Madison-Kipp Corporation
Project/Site: MadisonKipp - GETS/SVE

TestAmerica Job ID: 500-121156-2

Lab Sample ID	Client Sample ID	Matrix	Collected	Received
500-121156-1	Effluent	Water	12/07/16 09:40	12/08/16 09:00
500-121156-2	Influent	Water	12/07/16 09:55	12/08/16 09:00

1

2

3

4

5

6

7

8

9

10

11

12

13

14

15

Client Sample Results

Client: Madison-Kipp Corporation
 Project/Site: MadisonKipp - GETS/SVE

TestAmerica Job ID: 500-121156-2

Client Sample ID: Effluent

Date Collected: 12/07/16 09:40

Date Received: 12/08/16 09:00

Lab Sample ID: 500-121156-1

Matrix: Water

Method: 625 SIM - Semivolatile Organic Compounds GC/MS (SIM)

Analyte	Result	Qualifier	RL	MDL	Unit	D	Prepared	Analyzed	Dil Fac
Benzo[a]anthracene	<0.025		0.050	0.025	ug/L		12/09/16 15:10	12/10/16 00:34	1
Benzo[a]pyrene	<0.025		0.050	0.025	ug/L		12/09/16 15:10	12/10/16 00:34	1
Benzo[b]fluoranthene	<0.025		0.050	0.025	ug/L		12/09/16 15:10	12/10/16 00:34	1
Benzo[g,h,i]perylene	<0.050		0.10	0.050	ug/L		12/09/16 15:10	12/10/16 00:34	1
Benzo[k]fluoranthene	<0.050		0.10	0.050	ug/L		12/09/16 15:10	12/10/16 00:34	1
Chrysene	<0.050		0.10	0.050	ug/L		12/09/16 15:10	12/10/16 00:34	1
Dibenz(a,h)anthracene	<0.025		0.050	0.025	ug/L		12/09/16 15:10	12/10/16 00:34	1
Fluoranthene	<0.050		0.10	0.050	ug/L		12/09/16 15:10	12/10/16 00:34	1
Indeno[1,2,3-cd]pyrene	<0.025		0.050	0.025	ug/L		12/09/16 15:10	12/10/16 00:34	1
Naphthalene	<0.050		0.10	0.050	ug/L		12/09/16 15:10	12/10/16 00:34	1
Phenanthrene	<0.050		0.10	0.050	ug/L		12/09/16 15:10	12/10/16 00:34	1
Pyrene	<0.050		0.10	0.050	ug/L		12/09/16 15:10	12/10/16 00:34	1

Surrogate	%Recovery	Qualifier	Limits	Prepared	Analyzed	Dil Fac
Nitrobenzene-d5	34		27 - 120	12/09/16 15:10	12/10/16 00:34	1
Terphenyl-d14	52		13 - 120	12/09/16 15:10	12/10/16 00:34	1
2-Fluorobiphenyl (Surr)	35		10 - 120	12/09/16 15:10	12/10/16 00:34	1

General Chemistry

Analyte	Result	Qualifier	RL	MDL	Unit	D	Prepared	Analyzed	Dil Fac
Biochemical Oxygen Demand	<2.0		2.0	2.0	mg/L			12/08/16 16:31	1

Client Sample Results

Client: Madison-Kipp Corporation
 Project/Site: MadisonKipp - GETS/SVE

TestAmerica Job ID: 500-121156-2

Client Sample ID: Influent

Date Collected: 12/07/16 09:55

Date Received: 12/08/16 09:00

Lab Sample ID: 500-121156-2

Matrix: Water

Method: 625 SIM - Semivolatile Organic Compounds GC/MS (SIM)

Analyte	Result	Qualifier	RL	MDL	Unit	D	Prepared	Analyzed	Dil Fac
Benzo[a]anthracene	<0.025		0.050	0.025	ug/L		12/09/16 15:10	12/10/16 00:55	1
Benzo[a]pyrene	<0.025		0.050	0.025	ug/L		12/09/16 15:10	12/10/16 00:55	1
Benzo[b]fluoranthene	<0.025		0.050	0.025	ug/L		12/09/16 15:10	12/10/16 00:55	1
Benzo[g,h,i]perylene	<0.050		0.10	0.050	ug/L		12/09/16 15:10	12/10/16 00:55	1
Benzo[k]fluoranthene	<0.050		0.10	0.050	ug/L		12/09/16 15:10	12/10/16 00:55	1
Chrysene	<0.050		0.10	0.050	ug/L		12/09/16 15:10	12/10/16 00:55	1
Dibenz(a,h)anthracene	<0.025		0.050	0.025	ug/L		12/09/16 15:10	12/10/16 00:55	1
Fluoranthene	<0.050		0.10	0.050	ug/L		12/09/16 15:10	12/10/16 00:55	1
Indeno[1,2,3-cd]pyrene	<0.025		0.050	0.025	ug/L		12/09/16 15:10	12/10/16 00:55	1
Naphthalene	<0.050		0.10	0.050	ug/L		12/09/16 15:10	12/10/16 00:55	1
Phenanthrene	<0.050		0.10	0.050	ug/L		12/09/16 15:10	12/10/16 00:55	1
Pyrene	<0.050		0.10	0.050	ug/L		12/09/16 15:10	12/10/16 00:55	1

Surrogate	%Recovery	Qualifier	Limits	Prepared	Analyzed	Dil Fac
Nitrobenzene-d5	39		27 - 120	12/09/16 15:10	12/10/16 00:55	1
Terphenyl-d14	59		13 - 120	12/09/16 15:10	12/10/16 00:55	1
2-Fluorobiphenyl (Surr)	42		10 - 120	12/09/16 15:10	12/10/16 00:55	1

General Chemistry

Analyte	Result	Qualifier	RL	MDL	Unit	D	Prepared	Analyzed	Dil Fac
Biochemical Oxygen Demand	<2.0		2.0	2.0	mg/L			12/08/16 16:38	1

Definitions/Glossary

Client: Madison-Kipp Corporation
Project/Site: MadisonKipp - GETS/SVE

TestAmerica Job ID: 500-121156-2

Glossary

Abbreviation	These commonly used abbreviations may or may not be present in this report.
α	Listed under the "D" column to designate that the result is reported on a dry weight basis
%R	Percent Recovery
CFL	Contains Free Liquid
CNF	Contains no Free Liquid
DER	Duplicate error ratio (normalized absolute difference)
Dil Fac	Dilution Factor
DL, RA, RE, IN	Indicates a Dilution, Re-analysis, Re-extraction, or additional Initial metals/anion analysis of the sample
DLC	Decision level concentration
MDA	Minimum detectable activity
EDL	Estimated Detection Limit
MDC	Minimum detectable concentration
MDL	Method Detection Limit
ML	Minimum Level (Dioxin)
NC	Not Calculated
ND	Not detected at the reporting limit (or MDL or EDL if shown)
PQL	Practical Quantitation Limit
QC	Quality Control
RER	Relative error ratio
RL	Reporting Limit or Requested Limit (Radiochemistry)
RPD	Relative Percent Difference, a measure of the relative difference between two points
TEF	Toxicity Equivalent Factor (Dioxin)
TEQ	Toxicity Equivalent Quotient (Dioxin)

QC Association Summary

Client: Madison-Kipp Corporation
Project/Site: MadisonKipp - GETS/SVE

TestAmerica Job ID: 500-121156-2

GC/MS Semi VOA

Analysis Batch: 393211

Lab Sample ID	Client Sample ID	Prep Type	Matrix	Method	Prep Batch
500-121156-1	Effluent	Total/NA	Water	625 SIM	393257
500-121156-2	Influent	Total/NA	Water	625 SIM	393257
MB 490-393257/1-A	Method Blank	Total/NA	Water	625 SIM	393257
LCS 490-393257/2-A	Lab Control Sample	Total/NA	Water	625 SIM	393257
LCSD 490-393257/3-A	Lab Control Sample Dup	Total/NA	Water	625 SIM	393257

Prep Batch: 393257

Lab Sample ID	Client Sample ID	Prep Type	Matrix	Method	Prep Batch
500-121156-1	Effluent	Total/NA	Water	625	
500-121156-2	Influent	Total/NA	Water	625	
MB 490-393257/1-A	Method Blank	Total/NA	Water	625	
LCS 490-393257/2-A	Lab Control Sample	Total/NA	Water	625	
LCSD 490-393257/3-A	Lab Control Sample Dup	Total/NA	Water	625	

General Chemistry

Analysis Batch: 364186

Lab Sample ID	Client Sample ID	Prep Type	Matrix	Method	Prep Batch
500-121156-1	Effluent	Total/NA	Water	SM 5210B	
500-121156-2	Influent	Total/NA	Water	SM 5210B	
USB 500-364186/1	Method Blank	Total/NA	Water	SM 5210B	
LCS 500-364186/2	Lab Control Sample	Total/NA	Water	SM 5210B	

Surrogate Summary

Client: Madison-Kipp Corporation
Project/Site: MadisonKipp - GETS/SVE

TestAmerica Job ID: 500-121156-2

Method: 625 SIM - Semivolatile Organic Compounds GC/MS (SIM)

Matrix: Water

Prep Type: Total/NA

Percent Surrogate Recovery (Acceptance Limits)

Lab Sample ID	Client Sample ID	NBZ	TPH	FBP
		(27-120)	(13-120)	(10-120)
500-121156-1	Effluent	34	52	35
500-121156-2	Influent	39	59	42
LCS 490-393257/2-A	Lab Control Sample	59	76	62
LCSD 490-393257/3-A	Lab Control Sample Dup	58	74	60
MB 490-393257/1-A	Method Blank	53	74	54

Surrogate Legend

NBZ = Nitrobenzene-d5

TPH = Terphenyl-d14

FBP = 2-Fluorobiphenyl (Surr)

QC Sample Results

Client: Madison-Kipp Corporation
 Project/Site: MadisonKipp - GETS/SVE

TestAmerica Job ID: 500-121156-2

Method: 625 SIM - Semivolatile Organic Compounds GC/MS (SIM)

Lab Sample ID: MB 490-393257/1-A
Matrix: Water
Analysis Batch: 393211

Client Sample ID: Method Blank
Prep Type: Total/NA
Prep Batch: 393257

Analyte	MB Result	MB Qualifier	RL	MDL	Unit	D	Prepared	Analyzed	Dil Fac
Benzo[a]anthracene	<0.025		0.050	0.025	ug/L		12/09/16 15:10	12/09/16 23:30	1
Benzo[a]pyrene	<0.025		0.050	0.025	ug/L		12/09/16 15:10	12/09/16 23:30	1
Benzo[b]fluoranthene	<0.025		0.050	0.025	ug/L		12/09/16 15:10	12/09/16 23:30	1
Benzo[g,h,i]perylene	<0.050		0.10	0.050	ug/L		12/09/16 15:10	12/09/16 23:30	1
Benzo[k]fluoranthene	<0.050		0.10	0.050	ug/L		12/09/16 15:10	12/09/16 23:30	1
Chrysene	<0.050		0.10	0.050	ug/L		12/09/16 15:10	12/09/16 23:30	1
Dibenz(a,h)anthracene	<0.025		0.050	0.025	ug/L		12/09/16 15:10	12/09/16 23:30	1
Fluoranthene	<0.050		0.10	0.050	ug/L		12/09/16 15:10	12/09/16 23:30	1
Indeno[1,2,3-cd]pyrene	<0.025		0.050	0.025	ug/L		12/09/16 15:10	12/09/16 23:30	1
Naphthalene	0.305		0.10	0.050	ug/L		12/09/16 15:10	12/09/16 23:30	1
Phenanthrene	0.198		0.10	0.050	ug/L		12/09/16 15:10	12/09/16 23:30	1
Pyrene	0.189		0.10	0.050	ug/L		12/09/16 15:10	12/09/16 23:30	1

Surrogate	MB %Recovery	MB Qualifier	Limits	Prepared	Analyzed	Dil Fac
Nitrobenzene-d5	53		27 - 120	12/09/16 15:10	12/09/16 23:30	1
Terphenyl-d14	74		13 - 120	12/09/16 15:10	12/09/16 23:30	1
2-Fluorobiphenyl (Surr)	54		10 - 120	12/09/16 15:10	12/09/16 23:30	1

Lab Sample ID: LCS 490-393257/2-A
Matrix: Water
Analysis Batch: 393211

Client Sample ID: Lab Control Sample
Prep Type: Total/NA
Prep Batch: 393257

Analyte	Spike Added	LCS Result	LCS Qualifier	Unit	D	%Rec	Limits
Benzo[a]anthracene	4.00	2.78		ug/L		69	33 - 143
Benzo[a]pyrene	4.00	2.81		ug/L		70	17 - 163
Benzo[b]fluoranthene	4.00	2.90		ug/L		72	24 - 159
Benzo[g,h,i]perylene	4.00	2.89		ug/L		72	10 - 219
Benzo[k]fluoranthene	4.00	2.93		ug/L		73	11 - 162
Chrysene	4.00	2.78		ug/L		70	17 - 168
Dibenz(a,h)anthracene	4.00	2.79		ug/L		70	10 - 227
Fluoranthene	4.00	2.77		ug/L		69	26 - 137
Indeno[1,2,3-cd]pyrene	4.00	2.71		ug/L		68	10 - 171
Naphthalene	4.00	2.35		ug/L		59	21 - 133
Phenanthrene	4.00	2.66		ug/L		67	54 - 120
Pyrene	4.00	2.71		ug/L		68	52 - 115

Surrogate	LCS %Recovery	LCS Qualifier	Limits
Nitrobenzene-d5	59		27 - 120
Terphenyl-d14	76		13 - 120
2-Fluorobiphenyl (Surr)	62		10 - 120

Lab Sample ID: LCSD 490-393257/3-A
Matrix: Water
Analysis Batch: 393211

Client Sample ID: Lab Control Sample Dup
Prep Type: Total/NA
Prep Batch: 393257

Analyte	Spike Added	LCSD Result	LCSD Qualifier	Unit	D	%Rec	Limits	RPD	RPD Limit
Benzo[a]anthracene	4.00	2.73		ug/L		68	33 - 143	2	30

TestAmerica Chicago

QC Sample Results

Client: Madison-Kipp Corporation
 Project/Site: MadisonKipp - GETS/SVE

TestAmerica Job ID: 500-121156-2

Method: 625 SIM - Semivolatile Organic Compounds GC/MS (SIM) (Continued)

Lab Sample ID: LCSD 490-393257/3-A
Matrix: Water
Analysis Batch: 393211

Client Sample ID: Lab Control Sample Dup
Prep Type: Total/NA
Prep Batch: 393257

Analyte	Spike Added	LCSD Result	LCSD Qualifier	Unit	D	%Rec	%Rec. Limits	RPD	RPD Limit
Benzo[a]pyrene	4.00	2.72		ug/L		68	17 - 163	3	30
Benzo[b]fluoranthene	4.00	2.84		ug/L		71	24 - 159	2	30
Benzo[g,h,i]perylene	4.00	2.78		ug/L		69	10 - 219	4	30
Benzo[k]fluoranthene	4.00	2.84		ug/L		71	11 - 162	3	30
Chrysene	4.00	2.73		ug/L		68	17 - 168	2	30
Dibenz(a,h)anthracene	4.00	2.69		ug/L		67	10 - 227	4	30
Fluoranthene	4.00	2.63		ug/L		66	26 - 137	5	30
Indeno[1,2,3-cd]pyrene	4.00	2.60		ug/L		65	10 - 171	4	30
Naphthalene	4.00	2.20		ug/L		55	21 - 133	6	30
Phenanthrene	4.00	2.50		ug/L		62	54 - 120	6	30
Pyrene	4.00	2.59		ug/L		65	52 - 115	4	30

Surrogate	LCSD %Recovery	LCSD Qualifier	LCSD Limits
Nitrobenzene-d5	58		27 - 120
Terphenyl-d14	74		13 - 120
2-Fluorobiphenyl (Surr)	60		10 - 120

Method: SM 5210B - BOD, 5-Day

Lab Sample ID: USB 500-364186/1
Matrix: Water
Analysis Batch: 364186

Client Sample ID: Method Blank
Prep Type: Total/NA

Analyte	USB Result	USB Qualifier	RL	MDL	Unit	D	Prepared	Analyzed	Dil Fac
Biochemical Oxygen Demand	<2.0		2.0	2.0	mg/L			12/08/16 15:18	1

Lab Sample ID: LCS 500-364186/2
Matrix: Water
Analysis Batch: 364186

Client Sample ID: Lab Control Sample
Prep Type: Total/NA

Analyte	Spike Added	LCS Result	LCS Qualifier	Unit	D	%Rec	%Rec. Limits
Biochemical Oxygen Demand	198	178		mg/L		90	85 - 115

Lab Chronicle

Client: Madison-Kipp Corporation
 Project/Site: MadisonKipp - GETS/SVE

TestAmerica Job ID: 500-121156-2

Client Sample ID: Effluent

Date Collected: 12/07/16 09:40

Date Received: 12/08/16 09:00

Lab Sample ID: 500-121156-1

Matrix: Water

Prep Type	Batch Type	Batch Method	Run	Dilution Factor	Batch Number	Prepared or Analyzed	Analyst	Lab
Total/NA	Prep	625			393257	12/09/16 15:10	SAT	TAL NSH
Total/NA	Analysis	625 SIM		1	393211	12/10/16 00:34	WDS	TAL NSH
Total/NA	Analysis	SM 5210B		1	364186	(Start) 12/08/16 16:31 (End) 12/08/16 16:38	MAN	TAL CHI

Client Sample ID: Influent

Date Collected: 12/07/16 09:55

Date Received: 12/08/16 09:00

Lab Sample ID: 500-121156-2

Matrix: Water

Prep Type	Batch Type	Batch Method	Run	Dilution Factor	Batch Number	Prepared or Analyzed	Analyst	Lab
Total/NA	Prep	625			393257	12/09/16 15:10	SAT	TAL NSH
Total/NA	Analysis	625 SIM		1	393211	12/10/16 00:55	WDS	TAL NSH
Total/NA	Analysis	SM 5210B		1	364186	(Start) 12/08/16 16:38 (End) 12/08/16 16:45	MAN	TAL CHI

Laboratory References:

TAL CHI = TestAmerica Chicago, 2417 Bond Street, University Park, IL 60484, TEL (708)534-5200

TAL NSH = TestAmerica Nashville, 2960 Foster Creighton Drive, Nashville, TN 37204, TEL (615)726-0177

Certification Summary

Client: Madison-Kipp Corporation
Project/Site: MadisonKipp - GETS/SVE

TestAmerica Job ID: 500-121156-2

Laboratory: TestAmerica Chicago

The certifications listed below are applicable to this report.

Authority	Program	EPA Region	Certification ID	Expiration Date
Wisconsin	State Program	5	999580010	08-31-17

Laboratory: TestAmerica Nashville

The certifications listed below are applicable to this report.

Authority	Program	EPA Region	Certification ID	Expiration Date
Wisconsin	State Program	5	998020430	08-31-17

- 1
- 2
- 3
- 4
- 5
- 6
- 7
- 8
- 9
- 10
- 11
- 12
- 13
- 14
- 15

TestAmerica

THE LEADER IN ENVIRONMENTAL TESTING

2417 Bond Street, University Park, IL 60484
Phone: 708.534.5200 Fax: 708.534.5211


Report To (optional)	Bill To (optional)
Contact: <u>Alina Statkoski / Andy Steh</u>	Contact: <u>Accounts Payable</u>
Company: <u>Andy Steh</u>	Company: <u>MKC</u>
Address: _____	Address: _____
Address: _____	Address: _____
Phone: _____	Phone: _____
Fax: _____	Fax: _____
E-Mail: _____	PO#/Reference#: <u>106985</u>

Chain of Custody Record

Lab Job #: 500-121156
Chain of Custody Number: 903698
Page 1 of 1
Temperature °C of Cooler: 2.1

Client		Client Project #		Preservative		Parameter		Matrix	
<u>MKC</u>				<u>1</u>	<u>8</u>	<u>8</u>	<u>2</u>		
Project Name		Lab Project #		Date		Time		# of Containers	
<u>GETS / SUE</u>									
Project Location/State		Lab PM		Date		Time		Matrix	
<u>Madison, WI</u>		<u>Sandi Frederick</u>							
Sampler		Sample ID		Date		Time		# of Containers	
<u>John Koelke</u>									
Lab ID	MS/MSD	Sample ID	Date	Time	# of Containers	Matrix	Parameter	Preservative	Comments
<u>1</u>		<u>Effluent</u>	<u>12/7/16</u>	<u>940</u>	<u>9</u>	<u>W</u>	<u>VOC</u>		<u>For VOC + PAH See attached Analyte list</u>
<u>2</u>		<u>Influent</u>	<u>12/7/16</u>	<u>955</u>	<u>9</u>	<u>W</u>	<u>PAH</u>		
<u>3</u>		<u>Trip Blank</u>	<u>11/2/16</u>	<u>-</u>	<u>1</u>	<u>W</u>	<u>BOD/TSS / Chloride</u>		
							<u>Oil</u>		
							<u>Grease</u>		

Preservative Key
Cool to 4°
Cool to 4°
Cool to 4°
In, Cool to 4°
4°



500-121156 COC

Turnaround Time Required (Business Days): 1 Day 2 Days 5 Days 7 Days 10 Days 15 Days Other

Requested Due Date: _____

Sample Disposal: Return to Client Disposal by Lab Archive for _____ Months (A fee may be assessed if samples are retained longer than 1 month)

Relinquished By: <u>J. Koelke</u> Company: <u>TRC</u> Date: <u>12/7/16</u> Time: <u>1</u>	Received By: <u>Amel Samak</u> Company: <u>TRC</u> Date: <u>12/08/16</u> Time: <u>0900</u>	Lab Courier: _____
Relinquished By: _____ Company: _____ Date: _____ Time: _____	Received By: _____ Company: _____ Date: _____ Time: _____	Shipped: <u>EX Priority</u>
Relinquished By: _____ Company: _____ Date: _____ Time: _____	Received By: _____ Company: _____ Date: _____ Time: _____	Hand Delivered: _____

- Matrix Key
- WW - Wastewater
 - W - Water
 - S - Soil
 - SL - Sludge
 - MS - Miscellaneous
 - OL - Oil
 - A - Air
 - SE - Sediment
 - SO - Soil
 - L - Leachate
 - WI - Wipe
 - DW - Drinking Water
 - O - Other

Client Comments: _____

Lab Comments: _____

500-121156

Parameter	Method
VOCs	
Bromoform	624
Carbon Tetrachloride	624
Dichlorobromomethane	624
1,2-Dichloroethane	624
1,1-Dichloroethylene	624
Methyl Bromide	624
Methyl Chloride	624
1,1,2,2-Tetrachloroethane	624
Tetrachloroethylene	624
1,1,2-Trichloroethane	624
1,1,1-Trichloroethane	624
Trichloroethylene	624
Vinyl Chloride	624
Cis-1,2-Dichloroethene	624
Trans-1,2-Dichloroethene	624
TSS	
Suspended Solids, Total	2540D
BTEX	
Benzene	624
Toluene	
Ethylbenzene	
Xylenes	

- 1
- 2
- 3
- 4
- 5
- 6
- 7
- 8
- 9
- 10
- 11
- 12
- 13
- 14
- 15

PAHs (Group of 10)	
Benzo(a)anthracene	625 SIM
Benzo(b)fluoranthene	
Benzo(g,h,i)perylene	
Benzo(k)fluoranthene	
Chrysene	
Dibenzo(a,h)anthracene	
Fluoranthene	
Indeno(1,2,3-cd)pyrene	
Phenanthrene	
Pyrene	
PAHs	
Benzo(a)pyrene	625 SIM
Naphthalene	
Oil and Grease	
Oil and Grease	1664
BOD₅	
BOD ₅	5210B
Anions	
Chloride	300



ORIGIN ID: JOTA (708) 534-5200
ALINA SATKOSKI
MADISON-KIPP CORPORATION
201 WAUBESA STREET
MADISON, WI 53704
UNITED STATES US


SHIP DATE: 22NOV16
ACTWGT: 50.00 LB HAN
CAD: 33264/CAFE3010

TO **SAMPLE LOGIN**
TESTAMERICA LABS
2417 BOND ST

UNIVERSITY PARK IL 60466

(708) 634-6200 REF: DEPT:

RMA: 



FedEx
TRK# 6514 8429 3508
0221

THU - 08 DEC 10:30A
PRIORITY OVERNIGHT

79 JOTA

60466
IL-US ORD




#366300 12/07 544J1/D42F/14EB



500-121156 Waybill

- 1
- 2
- 3
- 4
- 5
- 6
- 7
- 8
- 9
- 10
- 11
- 12
- 13
- 14
- 15

COOLER RECEIPT FORM



500-121156 Chain of Custody

Cooler Received/Opened On 12/9/2016 @ 10:25

Time Samples Removed From Cooler 1145 Time Samples Placed In Storage 1156 (2 Hour Window)

1. Tracking # 9506 (last 4 digits, FedEx) Courier: FedEx
IR Gun ID 14740456 pH Strip Lot HCB82547 Chlorine Strip Lot 8116K

2. Temperature of rep. sample or temp blank when opened: 2.4 Degrees Celsius

3. If Item #2 temperature is 0°C or less, was the representative sample or temp blank frozen? YES NO...NA

4. Were custody seals on outside of cooler? one front YES...NO...NA

If yes, how many and where: _____

5. Were the seals intact, signed, and dated correctly? YES...NO...NA

6. Were custody papers inside cooler? YES...NO...NA

I certify that I opened the cooler and answered questions 1-6 (initial) DA

7. Were custody seals on containers: YES NO and intact YES...NO...NA

Were these signed and dated correctly? YES...NO...NA

8. Packing mat'l used? Bubblewrap Plastic bag Peanuts Vermiculite Foam Insert Paper Other None

9. Cooling process: Ice Ice-pack Ice (direct contact) Dry ice Other None

10. Did all containers arrive in good condition (unbroken)? YES...NO...NA

11. Were all container labels complete (#, date, signed, pres., etc)? YES...NO...NA

12. Did all container labels and tags agree with custody papers? YES...NO...NA

13a. Were VOA vials received? YES...NO...NA

b. Was there any observable headspace present in any VOA vial? YES...NO...NA

14. Was there a Trip Blank in this cooler? YES...NO...NA If multiple coolers, sequence # _____

I certify that I unloaded the cooler and answered questions 7-14 (initial) HCG

15a. On pres'd bottles, did pH test strips suggest preservation reached the correct pH level? YES...NO...NA

b. Did the bottle labels indicate that the correct preservatives were used YES...NO...NA

16. Was residual chlorine present? YES...NO...NA

I certify that I checked for chlorine and pH as per SOP and answered questions 15-16 (initial) HCG

17. Were custody papers properly filled out (ink, signed, etc)? YES...NO...NA

18. Did you sign the custody papers in the appropriate place? YES...NO...NA

19. Were correct containers used for the analysis requested? YES...NO...NA

20. Was sufficient amount of sample sent in each container? YES...NO...NA

I certify that I entered this project into LIMS and answered questions 17-20 (initial) HCG

I certify that I attached a label with the unique LIMS number to each container (initial) HCG

21. Were there Non-Conformance issues at login? YES...NO Was a NCM generated? YES...NO...# _____

TestAmerica Chicago

2417 Bond Street
 University Park, IL 60484
 Phone (708) 534-5200 Fax (708) 534-5211

Chain of Custody Record



12/13/2016

Client Information (Sub Contract Lab)		Sampler: Fredrick, Sandie J		Lab PM: Fredrick, Sandie J		Page: 234.1													
Client Contact: Shipping/Receiving		Phone:		E-Mail: sandie.fredrick@testamericainc.com		State of Origin: Wisconsin													
Company: TestAmerica Laboratories, Inc		Accreditations Required (See note): State Program - Wisconsin		Job #: 500-121156-2		Page 1 of 1													
Address: 2960 Foster Creighton Drive, City: Nashville		Due Date Requested: 12/12/2016		Analysis Requested				Preservation Codes: A - HCL M - Hexane B - NaOH N - None C - Zn Acetate O - AsNaO2 D - Nitric Acid P - Na2O4S E - NaHSO4 Q - Na2SO3 F - MeOH R - Na2S2O3 G - Amchlor S - H2SO4 H - Ascorbic Acid T - TSP Dodecahydrate I - Ice U - Acetone J - DI Water V - MCAA K - EDTA W - pH 4-5 L - EDA Z - other (specify)											
State, Zip: TN, 37204		TAT Requested (days):																	
Phone: 615-726-0177(Tel) 615-726-3404(Fax)		PO #:		Loc: 500 121156				Total Number of containers											
Email:		WO #:																	
Project Name: MadisonKipp - GETS/SVE		Project #: 50009145		Field Filtered Sample (Yes or No) Perform, MS/MSD (Yes or No) 625_SIM/625_Prep_LVI (MOD) Single compound				Other:											
Site:		SSOW#:																	
Sample Identification - Client ID (Lab ID)		Sample Date		Sample Time		Sample Type (C=comp, G=grab)		Matrix (W=water, S=solid, O=waste/oil, BT=Tissue, A=Air)		Field Filtered Sample (Yes or No)		Perform, MS/MSD (Yes or No)		625_SIM/625_Prep_LVI (MOD) Single compound		Total Number of containers		Special Instructions/Note:	
Effluent (500-121156-1)		12/7/16		09:40 Central		Water		Water		X		X				2			
Influent (500-121156-2)		12/7/16		09:55 Central		Water		Water		X		X				2			
Note: Since laboratory accreditations are subject to change, TestAmerica Laboratories, Inc. places the ownership of method, analyte & accreditation compliance upon out subcontract laboratories. This sample shipment is forwarded under chain-of-custody. If the laboratory does not currently maintain accreditation in the State of Origin listed above for analysis/tests/matrix being analyzed, the samples must be shipped back to the TestAmerica laboratory or other instructions will be provided. Any changes to accreditation status should be brought to TestAmerica Laboratories, Inc. attention immediately. If all requested accreditations are current to date, return the signed Chain of Custody attesting to said compliance to TestAmerica Laboratories, Inc.																			
Possible Hazard Identification										Sample Disposal (A fee may be assessed if samples are retained longer than 1 month)									
Unconfirmed										<input type="checkbox"/> Return To Client <input type="checkbox"/> Disposal By Lab <input type="checkbox"/> Archive For _____ Months									
Deliverable Requested: I, II, III, IV, Other (specify)										Primary Deliverable Rank: 2									
Empty Kit Relinquished by:										Special Instructions/QC Requirements:									
Date:										Time:									
Date/Time: 12/8/16 1517										Date/Time: 12/9/16 1025									
Company: TA										Company: TAN									
Date/Time:										Date/Time:									
Company:										Company:									
Date/Time:										Date/Time:									
Company:										Company:									
Custody Seals Intact: <input type="checkbox"/> Yes <input type="checkbox"/> No										Custody Seal No.:									
Cooler Temperature(s) °C and Other Remarks:																			

Page 21 of 23

Login Sample Receipt Checklist

Client: Madison-Kipp Corporation

Job Number: 500-121156-2

Login Number: 121156

List Source: TestAmerica Chicago

List Number: 1

Creator: Sanchez, Ariel M

Question	Answer	Comment
Radioactivity wasn't checked or is </= background as measured by a survey meter.	True	
The cooler's custody seal, if present, is intact.	True	
Sample custody seals, if present, are intact.	True	
The cooler or samples do not appear to have been compromised or tampered with.	True	
Samples were received on ice.	True	
Cooler Temperature is acceptable.	True	
Cooler Temperature is recorded.	True	2.1
COC is present.	True	
COC is filled out in ink and legible.	True	
COC is filled out with all pertinent information.	True	
Is the Field Sampler's name present on COC?	True	
There are no discrepancies between the containers received and the COC.	True	
Samples are received within Holding Time (excluding tests with immediate HTs)	True	
Sample containers have legible labels.	True	
Containers are not broken or leaking.	True	
Sample collection date/times are provided.	True	
Appropriate sample containers are used.	True	
Sample bottles are completely filled.	True	
Sample Preservation Verified.	True	
There is sufficient vol. for all requested analyses, incl. any requested MS/MSDs	True	
Containers requiring zero headspace have no headspace or bubble is <6mm (1/4").	True	
Multiphasic samples are not present.	True	
Samples do not require splitting or compositing.	True	
Residual Chlorine Checked.	N/A	



Login Sample Receipt Checklist

Client: Madison-Kipp Corporation

Job Number: 500-121156-2

Login Number: 121156
List Number: 2
Creator: Gundi, Hozar K

List Source: TestAmerica Nashville
List Creation: 12/09/16 11:51 AM

Question	Answer	Comment
Radioactivity wasn't checked or is \leq background as measured by a survey meter.	N/A	
The cooler's custody seal, if present, is intact.	True	
Sample custody seals, if present, are intact.	N/A	
The cooler or samples do not appear to have been compromised or tampered with.	True	
Samples were received on ice.	True	
Cooler Temperature is acceptable.	True	
Cooler Temperature is recorded.	True	
COC is present.	True	
COC is filled out in ink and legible.	True	
COC is filled out with all pertinent information.	True	
Is the Field Sampler's name present on COC?	True	
There are no discrepancies between the containers received and the COC.	True	
Samples are received within Holding Time (excluding tests with immediate HTs)	True	
Sample containers have legible labels.	True	
Containers are not broken or leaking.	True	
Sample collection date/times are provided.	True	
Appropriate sample containers are used.	True	
Sample bottles are completely filled.	True	
Sample Preservation Verified.	N/A	
There is sufficient vol. for all requested analyses, incl. any requested MS/MSDs	True	
Containers requiring zero headspace have no headspace or bubble is <math><6\text{mm}</math> (1/4").	N/A	
Multiphasic samples are not present.	True	
Samples do not require splitting or compositing.	True	
Residual Chlorine Checked.	N/A	



Appendix D
Monthly SVE/GETS Influent and Effluent
Vapor Laboratory Analytical Reports

8/6/2016

Ms. Alina Satkoski
Madison-Kipp Corporation
201 Waubesa Street

Madison WI 53704

Project Name: GETS/SVE

Project #:

Workorder #: 1607487

Dear Ms. Alina Satkoski

The following report includes the data for the above referenced project for sample(s) received on 7/26/2016 at Air Toxics Ltd.

The data and associated QC analyzed by TO-15 are compliant with the project requirements or laboratory criteria with the exception of the deviations noted in the attached case narrative.

Thank you for choosing Eurofins Air Toxics Inc. for your air analysis needs. Eurofins Air Toxics Inc. is committed to providing accurate data of the highest quality. Please feel free the Project Manager: Ausha Scott at 916-985-1000 if you have any questions regarding the data in this report.

Regards,



Ausha Scott

Project Manager

WORK ORDER #: 1607487

Work Order Summary

CLIENT:	Ms. Alina Satkoski Madison-Kipp Corporation 201 Waubesa Street Madison, WI 53704	BILL TO:	Ms. Alina Satkoski Madison-Kipp Corporation 201 Waubesa Street Madison, WI 53704
PHONE:	608-244-3511	P.O. #	107419
FAX:		PROJECT #	GETS/SVE
DATE RECEIVED:	07/26/2016	CONTACT:	Ausha Scott
DATE COMPLETED:	08/06/2016		

<u>FRACTION #</u>	<u>NAME</u>	<u>TEST</u>	<u>RECEIPT VAC./PRES.</u>	<u>FINAL PRESSURE</u>
01A	Effluent	TO-15	4.3 "Hg	14.9 psi
02A	Influent	TO-15	0.6 "Hg	14.9 psi
03A	Lab Blank	TO-15	NA	NA
04A	CCV	TO-15	NA	NA
05A	LCS	TO-15	NA	NA
05AA	LCSD	TO-15	NA	NA

CERTIFIED BY: 

 Technical Director

DATE: 08/06/16

Certification numbers: AZ Licensure AZ0775, NJ NELAP - CA016, NY NELAP - 11291,
 TX NELAP - T104704434-15-9, UT NELAP CA0093332015-6, VA NELAP - 8113, WA NELAP - C935
 Name of Accreditation Body: NELAP/ORELAP (Oregon Environmental Laboratory Accreditation Program)
 Accreditation number: CA300005, Effective date: 10/18/2015, Expiration date: 10/17/2016.

Eurofins Air Toxics Inc. certifies that the test results contained in this report meet all requirements of the NELAC standards

This report shall not be reproduced, except in full, without the written approval of Eurofins Air Toxics, Inc.

180 BLUE RAVINE ROAD, SUITE B FOLSOM, CA - 95630
 (916) 985-1000 . (800) 985-5955 . FAX (916) 985-1020

LABORATORY NARRATIVE
EPA Method TO-15
Madison-Kipp Corporation
Workorder# 1607487

Two 1 Liter Silco Canister samples were received on July 26, 2016. The laboratory performed analysis via EPA Method TO-15 using GC/MS in the full scan mode.

This workorder was independently validated prior to submittal using 'USEPA National Functional Guidelines' as generally applied to the analysis of volatile organic compounds in air. A rules-based, logic driven, independent validation engine was employed to assess completeness, evaluate pass/fail of relevant project quality control requirements and verification of all quantified amounts.

Receiving Notes

The Chain of Custody (COC) was not relinquished properly. A signature and date were not provided by the field sampler.

There was a significant difference (greater than 5.0" Hg) between the measured canister receipt vacuum and that which was reported on the Chain of Custody (COC) for sample Influent. A leak test indicated that the valve was functioning properly.

Analytical Notes

Dilution was performed on samples Effluent and Influent due to the presence of high level target species.

All Quality Control Limit exceedances and affected sample results are noted by flags. Each flag is defined at the bottom of this Case Narrative and on each Sample Result Summary page.

Definition of Data Qualifying Flags

Eight qualifiers may have been used on the data analysis sheets and indicates as follows:

B - Compound present in laboratory blank greater than reporting limit (background subtraction not performed).

J - Estimated value.

E - Exceeds instrument calibration range.

S - Saturated peak.

Q - Exceeds quality control limits.

U - Compound analyzed for but not detected above the reporting limit, LOD, or MDL value. See data page for project specific U-flag definition.

UJ- Non-detected compound associated with low bias in the CCV

N - The identification is based on presumptive evidence.

File extensions may have been used on the data analysis sheets and indicates as follows:

a-File was requantified

b-File was quantified by a second column and detector

r1-File was requantified for the purpose of reissue

**Summary of Detected Compounds
EPA METHOD TO-15 GC/MS FULL SCAN**

Client Sample ID: Effluent

Lab ID#: 1607487-01A

Compound	Rpt. Limit (ppbv)	Amount (ppbv)	Rpt. Limit (ug/m3)	Amount (ug/m3)
cis-1,2-Dichloroethene	7.8	1900	31	7400
Trichloroethene	7.8	48	42	260
Tetrachloroethene	7.8	130	53	890

Client Sample ID: Influent

Lab ID#: 1607487-02A

Compound	Rpt. Limit (ppbv)	Amount (ppbv)	Rpt. Limit (ug/m3)	Amount (ug/m3)
cis-1,2-Dichloroethene	20	530	81	2100
Trichloroethene	20	440	110	2400
Tetrachloroethene	20	3500	140	24000



Air Toxics

Client Sample ID: Effluent

Lab ID#: 1607487-01A

EPA METHOD TO-15 GC/MS FULL SCAN

File Name:	p080113	Date of Collection:	7/20/16 9:30:00 AM
Dil. Factor:	15.7	Date of Analysis:	8/1/16 04:55 PM

Compound	Rpt. Limit (ppbv)	Amount (ppbv)	Rpt. Limit (ug/m3)	Amount (ug/m3)
Freon 12	7.8	Not Detected	39	Not Detected
Freon 114	7.8	Not Detected	55	Not Detected
Chloromethane	78	Not Detected	160	Not Detected
Vinyl Chloride	7.8	Not Detected	20	Not Detected
Bromomethane	78	Not Detected	300	Not Detected
Chloroethane	31	Not Detected	83	Not Detected
Freon 11	7.8	Not Detected	44	Not Detected
Freon 113	7.8	Not Detected	60	Not Detected
1,1-Dichloroethene	7.8	Not Detected	31	Not Detected
Methylene Chloride	78	Not Detected	270	Not Detected
Methyl tert-butyl ether	31	Not Detected	110	Not Detected
1,1-Dichloroethane	7.8	Not Detected	32	Not Detected
cis-1,2-Dichloroethene	7.8	1900	31	7400
Chloroform	7.8	Not Detected	38	Not Detected
1,1,1-Trichloroethane	7.8	Not Detected	43	Not Detected
Carbon Tetrachloride	7.8	Not Detected	49	Not Detected
Benzene	7.8	Not Detected	25	Not Detected
1,2-Dichloroethane	7.8	Not Detected	32	Not Detected
Trichloroethene	7.8	48	42	260
1,2-Dichloropropane	7.8	Not Detected	36	Not Detected
cis-1,3-Dichloropropene	7.8	Not Detected	36	Not Detected
Toluene	7.8	Not Detected	30	Not Detected
trans-1,3-Dichloropropene	7.8	Not Detected	36	Not Detected
1,1,2-Trichloroethane	7.8	Not Detected	43	Not Detected
Tetrachloroethene	7.8	130	53	890
1,2-Dibromoethane (EDB)	7.8	Not Detected	60	Not Detected
Chlorobenzene	7.8	Not Detected	36	Not Detected
Ethyl Benzene	7.8	Not Detected	34	Not Detected
m,p-Xylene	7.8	Not Detected	34	Not Detected
o-Xylene	7.8	Not Detected	34	Not Detected
Styrene	7.8	Not Detected	33	Not Detected
1,1,2,2-Tetrachloroethane	7.8	Not Detected	54	Not Detected
1,3,5-Trimethylbenzene	7.8	Not Detected	38	Not Detected
1,2,4-Trimethylbenzene	7.8	Not Detected	38	Not Detected
1,3-Dichlorobenzene	7.8	Not Detected	47	Not Detected
1,4-Dichlorobenzene	7.8	Not Detected	47	Not Detected
alpha-Chlorotoluene	7.8	Not Detected	41	Not Detected
1,2-Dichlorobenzene	7.8	Not Detected	47	Not Detected
1,2,4-Trichlorobenzene	31	Not Detected	230	Not Detected
Hexachlorobutadiene	31	Not Detected	330	Not Detected

Container Type: 1 Liter Silco Canister



Air Toxics

Client Sample ID: Effluent

Lab ID#: 1607487-01A

EPA METHOD TO-15 GC/MS FULL SCAN

File Name:	p080113	Date of Collection: 7/20/16 9:30:00 AM
Dil. Factor:	15.7	Date of Analysis: 8/1/16 04:55 PM

Surrogates	%Recovery	Method Limits
Toluene-d8	98	70-130
1,2-Dichloroethane-d4	97	70-130
4-Bromofluorobenzene	92	70-130



Air Toxics

Client Sample ID: Influent

Lab ID#: 1607487-02A

EPA METHOD TO-15 GC/MS FULL SCAN

File Name:	p080114	Date of Collection:	7/20/16 9:40:00 AM
Dil. Factor:	41.1	Date of Analysis:	8/1/16 05:18 PM

Compound	Rpt. Limit (ppbv)	Amount (ppbv)	Rpt. Limit (ug/m3)	Amount (ug/m3)
Freon 12	20	Not Detected	100	Not Detected
Freon 114	20	Not Detected	140	Not Detected
Chloromethane	200	Not Detected	420	Not Detected
Vinyl Chloride	20	Not Detected	52	Not Detected
Bromomethane	200	Not Detected	800	Not Detected
Chloroethane	82	Not Detected	220	Not Detected
Freon 11	20	Not Detected	120	Not Detected
Freon 113	20	Not Detected	160	Not Detected
1,1-Dichloroethene	20	Not Detected	81	Not Detected
Methylene Chloride	200	Not Detected	710	Not Detected
Methyl tert-butyl ether	82	Not Detected	300	Not Detected
1,1-Dichloroethane	20	Not Detected	83	Not Detected
cis-1,2-Dichloroethene	20	530	81	2100
Chloroform	20	Not Detected	100	Not Detected
1,1,1-Trichloroethane	20	Not Detected	110	Not Detected
Carbon Tetrachloride	20	Not Detected	130	Not Detected
Benzene	20	Not Detected	66	Not Detected
1,2-Dichloroethane	20	Not Detected	83	Not Detected
Trichloroethene	20	440	110	2400
1,2-Dichloropropane	20	Not Detected	95	Not Detected
cis-1,3-Dichloropropene	20	Not Detected	93	Not Detected
Toluene	20	Not Detected	77	Not Detected
trans-1,3-Dichloropropene	20	Not Detected	93	Not Detected
1,1,2-Trichloroethane	20	Not Detected	110	Not Detected
Tetrachloroethene	20	3500	140	24000
1,2-Dibromoethane (EDB)	20	Not Detected	160	Not Detected
Chlorobenzene	20	Not Detected	95	Not Detected
Ethyl Benzene	20	Not Detected	89	Not Detected
m,p-Xylene	20	Not Detected	89	Not Detected
o-Xylene	20	Not Detected	89	Not Detected
Styrene	20	Not Detected	88	Not Detected
1,1,2,2-Tetrachloroethane	20	Not Detected	140	Not Detected
1,3,5-Trimethylbenzene	20	Not Detected	100	Not Detected
1,2,4-Trimethylbenzene	20	Not Detected	100	Not Detected
1,3-Dichlorobenzene	20	Not Detected	120	Not Detected
1,4-Dichlorobenzene	20	Not Detected	120	Not Detected
alpha-Chlorotoluene	20	Not Detected	110	Not Detected
1,2-Dichlorobenzene	20	Not Detected	120	Not Detected
1,2,4-Trichlorobenzene	82	Not Detected	610	Not Detected
Hexachlorobutadiene	82	Not Detected	880	Not Detected

Container Type: 1 Liter Silco Canister



Air Toxics

Client Sample ID: Influent

Lab ID#: 1607487-02A

EPA METHOD TO-15 GC/MS FULL SCAN

File Name:	p080114	Date of Collection: 7/20/16 9:40:00 AM
Dil. Factor:	41.1	Date of Analysis: 8/1/16 05:18 PM

Surrogates	%Recovery	Method Limits
Toluene-d8	100	70-130
1,2-Dichloroethane-d4	99	70-130
4-Bromofluorobenzene	99	70-130



Air Toxics

Client Sample ID: Lab Blank

Lab ID#: 1607487-03A

EPA METHOD TO-15 GC/MS FULL SCAN

File Name:	p080107	Date of Collection:	NA
Dil. Factor:	1.00	Date of Analysis:	8/1/16 12:24 PM

Compound	Rpt. Limit (ppbv)	Amount (ppbv)	Rpt. Limit (ug/m3)	Amount (ug/m3)
Freon 12	0.50	Not Detected	2.5	Not Detected
Freon 114	0.50	Not Detected	3.5	Not Detected
Chloromethane	5.0	Not Detected	10	Not Detected
Vinyl Chloride	0.50	Not Detected	1.3	Not Detected
Bromomethane	5.0	Not Detected	19	Not Detected
Chloroethane	2.0	Not Detected	5.3	Not Detected
Freon 11	0.50	Not Detected	2.8	Not Detected
Freon 113	0.50	Not Detected	3.8	Not Detected
1,1-Dichloroethene	0.50	Not Detected	2.0	Not Detected
Methylene Chloride	5.0	Not Detected	17	Not Detected
Methyl tert-butyl ether	2.0	Not Detected	7.2	Not Detected
1,1-Dichloroethane	0.50	Not Detected	2.0	Not Detected
cis-1,2-Dichloroethene	0.50	Not Detected	2.0	Not Detected
Chloroform	0.50	Not Detected	2.4	Not Detected
1,1,1-Trichloroethane	0.50	Not Detected	2.7	Not Detected
Carbon Tetrachloride	0.50	Not Detected	3.1	Not Detected
Benzene	0.50	Not Detected	1.6	Not Detected
1,2-Dichloroethane	0.50	Not Detected	2.0	Not Detected
Trichloroethene	0.50	Not Detected	2.7	Not Detected
1,2-Dichloropropane	0.50	Not Detected	2.3	Not Detected
cis-1,3-Dichloropropene	0.50	Not Detected	2.3	Not Detected
Toluene	0.50	Not Detected	1.9	Not Detected
trans-1,3-Dichloropropene	0.50	Not Detected	2.3	Not Detected
1,1,2-Trichloroethane	0.50	Not Detected	2.7	Not Detected
Tetrachloroethene	0.50	Not Detected	3.4	Not Detected
1,2-Dibromoethane (EDB)	0.50	Not Detected	3.8	Not Detected
Chlorobenzene	0.50	Not Detected	2.3	Not Detected
Ethyl Benzene	0.50	Not Detected	2.2	Not Detected
m,p-Xylene	0.50	Not Detected	2.2	Not Detected
o-Xylene	0.50	Not Detected	2.2	Not Detected
Styrene	0.50	Not Detected	2.1	Not Detected
1,1,2,2-Tetrachloroethane	0.50	Not Detected	3.4	Not Detected
1,3,5-Trimethylbenzene	0.50	Not Detected	2.4	Not Detected
1,2,4-Trimethylbenzene	0.50	Not Detected	2.4	Not Detected
1,3-Dichlorobenzene	0.50	Not Detected	3.0	Not Detected
1,4-Dichlorobenzene	0.50	Not Detected	3.0	Not Detected
alpha-Chlorotoluene	0.50	Not Detected	2.6	Not Detected
1,2-Dichlorobenzene	0.50	Not Detected	3.0	Not Detected
1,2,4-Trichlorobenzene	2.0	Not Detected	15	Not Detected
Hexachlorobutadiene	2.0	Not Detected	21	Not Detected

Container Type: NA - Not Applicable



Air Toxics

Client Sample ID: Lab Blank

Lab ID#: 1607487-03A

EPA METHOD TO-15 GC/MS FULL SCAN

File Name:	p080107	Date of Collection: NA
Dil. Factor:	1.00	Date of Analysis: 8/1/16 12:24 PM

Surrogates	%Recovery	Method Limits
Toluene-d8	98	70-130
1,2-Dichloroethane-d4	96	70-130
4-Bromofluorobenzene	95	70-130



Air Toxics

Client Sample ID: CCV

Lab ID#: 1607487-04A

EPA METHOD TO-15 GC/MS FULL SCAN

File Name:	p080105	Date of Collection: NA
Dil. Factor:	1.00	Date of Analysis: 8/1/16 10:55 AM

Compound	%Recovery
Freon 12	112
Freon 114	104
Chloromethane	105
Vinyl Chloride	109
Bromomethane	99
Chloroethane	98
Freon 11	99
Freon 113	91
1,1-Dichloroethene	102
Methylene Chloride	100
Methyl tert-butyl ether	100
1,1-Dichloroethane	100
cis-1,2-Dichloroethene	102
Chloroform	102
1,1,1-Trichloroethane	95
Carbon Tetrachloride	103
Benzene	96
1,2-Dichloroethane	100
Trichloroethene	102
1,2-Dichloropropane	92
cis-1,3-Dichloropropene	98
Toluene	96
trans-1,3-Dichloropropene	105
1,1,2-Trichloroethane	104
Tetrachloroethene	97
1,2-Dibromoethane (EDB)	103
Chlorobenzene	102
Ethyl Benzene	102
m,p-Xylene	103
o-Xylene	105
Styrene	106
1,1,1,2-Tetrachloroethane	99
1,3,5-Trimethylbenzene	104
1,2,4-Trimethylbenzene	105
1,3-Dichlorobenzene	100
1,4-Dichlorobenzene	100
alpha-Chlorotoluene	102
1,2-Dichlorobenzene	102
1,2,4-Trichlorobenzene	106
Hexachlorobutadiene	105

Container Type: NA - Not Applicable



Air Toxics

Client Sample ID: CCV

Lab ID#: 1607487-04A

EPA METHOD TO-15 GC/MS FULL SCAN

File Name:	p080105	Date of Collection: NA
Dil. Factor:	1.00	Date of Analysis: 8/1/16 10:55 AM

Surrogates	%Recovery	Method Limits
Toluene-d8	100	70-130
1,2-Dichloroethane-d4	96	70-130
4-Bromofluorobenzene	104	70-130



Air Toxics

Client Sample ID: LCS

Lab ID#: 1607487-05A

EPA METHOD TO-15 GC/MS FULL SCAN

File Name:	p080103	Date of Collection: NA
Dil. Factor:	1.00	Date of Analysis: 8/1/16 09:51 AM

Compound	%Recovery	Method Limits
Freon 12	126	70-130
Freon 114	134 Q	70-130
Chloromethane	129	70-130
Vinyl Chloride	114	70-130
Bromomethane	110	70-130
Chloroethane	109	70-130
Freon 11	109	70-130
Freon 113	97	70-130
1,1-Dichloroethene	110	70-130
Methylene Chloride	107	70-130
Methyl tert-butyl ether	107	70-130
1,1-Dichloroethane	106	70-130
cis-1,2-Dichloroethene	106	70-130
Chloroform	106	70-130
1,1,1-Trichloroethane	104	70-130
Carbon Tetrachloride	113	70-130
Benzene	102	70-130
1,2-Dichloroethane	103	70-130
Trichloroethene	108	70-130
1,2-Dichloropropane	101	70-130
cis-1,3-Dichloropropene	97	70-130
Toluene	103	70-130
trans-1,3-Dichloropropene	104	70-130
1,1,2-Trichloroethane	106	70-130
Tetrachloroethene	99	70-130
1,2-Dibromoethane (EDB)	104	70-130
Chlorobenzene	102	70-130
Ethyl Benzene	107	70-130
m,p-Xylene	107	70-130
o-Xylene	109	70-130
Styrene	110	70-130
1,1,2,2-Tetrachloroethane	103	70-130
1,3,5-Trimethylbenzene	107	70-130
1,2,4-Trimethylbenzene	107	70-130
1,3-Dichlorobenzene	102	70-130
1,4-Dichlorobenzene	101	70-130
alpha-Chlorotoluene	107	70-130
1,2-Dichlorobenzene	103	70-130
1,2,4-Trichlorobenzene	104	70-130
Hexachlorobutadiene	104	70-130



Air Toxics

Client Sample ID: LCS

Lab ID#: 1607487-05A

EPA METHOD TO-15 GC/MS FULL SCAN

File Name:	p080103	Date of Collection: NA
Dil. Factor:	1.00	Date of Analysis: 8/1/16 09:51 AM

Q = Exceeds Quality Control limits.

Container Type: NA - Not Applicable

Surrogates	%Recovery	Method Limits
Toluene-d8	100	70-130
1,2-Dichloroethane-d4	104	70-130
4-Bromofluorobenzene	99	70-130



Air Toxics

Client Sample ID: LCSD

Lab ID#: 1607487-05AA

EPA METHOD TO-15 GC/MS FULL SCAN

File Name:	p080104	Date of Collection: NA
Dil. Factor:	1.00	Date of Analysis: 8/1/16 10:16 AM

Compound	%Recovery	Method Limits
Freon 12	114	70-130
Freon 114	114	70-130
Chloromethane	113	70-130
Vinyl Chloride	117	70-130
Bromomethane	107	70-130
Chloroethane	108	70-130
Freon 11	105	70-130
Freon 113	98	70-130
1,1-Dichloroethene	100	70-130
Methylene Chloride	104	70-130
Methyl tert-butyl ether	105	70-130
1,1-Dichloroethane	104	70-130
cis-1,2-Dichloroethene	107	70-130
Chloroform	107	70-130
1,1,1-Trichloroethane	102	70-130
Carbon Tetrachloride	110	70-130
Benzene	99	70-130
1,2-Dichloroethane	102	70-130
Trichloroethene	105	70-130
1,2-Dichloropropane	99	70-130
cis-1,3-Dichloropropene	97	70-130
Toluene	101	70-130
trans-1,3-Dichloropropene	102	70-130
1,1,2-Trichloroethane	105	70-130
Tetrachloroethene	99	70-130
1,2-Dibromoethane (EDB)	102	70-130
Chlorobenzene	99	70-130
Ethyl Benzene	108	70-130
m,p-Xylene	107	70-130
o-Xylene	110	70-130
Styrene	110	70-130
1,1,1,2-Tetrachloroethane	99	70-130
1,3,5-Trimethylbenzene	104	70-130
1,2,4-Trimethylbenzene	108	70-130
1,3-Dichlorobenzene	103	70-130
1,4-Dichlorobenzene	100	70-130
alpha-Chlorotoluene	107	70-130
1,2-Dichlorobenzene	104	70-130
1,2,4-Trichlorobenzene	110	70-130
Hexachlorobutadiene	107	70-130

Container Type: NA - Not Applicable



Air Toxics

Client Sample ID: LCSD

Lab ID#: 1607487-05AA

EPA METHOD TO-15 GC/MS FULL SCAN

File Name:	p080104	Date of Collection:	NA
Dil. Factor:	1.00	Date of Analysis:	8/1/16 10:16 AM

Surrogates	%Recovery	Method Limits
Toluene-d8	100	70-130
1,2-Dichloroethane-d4	102	70-130
4-Bromofluorobenzene	100	70-130

Sample Transportation Notice

Relinquishing signature on this document indicates that sample is being shipped in compliance with all applicable local, State, Federal, national, and international laws, regulations and ordinances of any kind. Air Toxics Limited assumes no liability with respect to the collection, handling or shipping of these samples. Relinquishing signature also indicates agreement to hold harmless, defend, and indemnify Air Toxics Limited against any claim, demand, or action, of any kind, related to the collection, handling, or shipping of samples. D.O.T. Hotline (800) 467-4922

180 BLUE RAVINE ROAD, SUITE B
FOLSOM, CA 95630-4719
(916) 985-1000 FAX (916) 985-1020

Project Manager Alina Sarkoski
 Collected by: (Print and Sign) Alina Sarkoski alinasarkoski
 Company MHC Email _____
 Address 201 Waukesha Pk. City Madison State WI Zip 53718
 Phone 608 242 5200 Fax _____

Project Info: P.O. # <u>107419</u> Project # _____ Project Name <u>GETS/SVE</u>	Turn Around Time: <input checked="" type="checkbox"/> Normal <input type="checkbox"/> Rush specify _____	<i>Lab Use Only</i> Pressurized by: _____ Date: _____ Pressurization Gas: N ₂ He
---	--	---

Lab I.D.	Field Sample I.D. (Location)	Can #	Date of Collection	Time of Collection	Analyses Requested	Canister Pressure/Vacuum			
						Initial	Final	Receipt	Final (psi)
01A	Effluent ^(a) Effluent	37775	7/20/16	930	TO-15	-29	-6		
02A	Effluent ^(a) Effluent Influent	12041	7/20/16	940	TO-15	-30	-10		

Relinquished by: (signature) _____ Date/Time _____	Received by: (signature) _____ Date/Time _____	Notes: <u>1257 Log BATL 7/26/16 1105</u>
Relinquished by: (signature) _____ Date/Time _____	Received by: (signature) _____ Date/Time _____	
Relinquished by: (signature) _____ Date/Time _____	Received by: (signature) _____ Date/Time _____	

Lab Use Only	Shipper Name	Air Bill #	Temp (°C)	Condition	Custody Seals Intact?		Work Order #
	<u>URS</u>		<u>N/A</u>	<u>Good</u>	Yes	No	<u>None</u>

8/25/2016

Ms. Alina Satkoski
Madison-Kipp Corporation
201 Waubesa Street

Madison WI 53704

Project Name: GETS/SVE

Project #:

Workorder #: 1608324

Dear Ms. Alina Satkoski

The following report includes the data for the above referenced project for sample(s) received on 8/12/2016 at Air Toxics Ltd.

The data and associated QC analyzed by TO-15 are compliant with the project requirements or laboratory criteria with the exception of the deviations noted in the attached case narrative.

Thank you for choosing Eurofins Air Toxics Inc. for your air analysis needs. Eurofins Air Toxics Inc. is committed to providing accurate data of the highest quality. Please feel free the Project Manager: Ausha Scott at 916-985-1000 if you have any questions regarding the data in this report.

Regards,



Ausha Scott

Project Manager

WORK ORDER #: 1608324

Work Order Summary

CLIENT:	Ms. Alina Satkoski Madison-Kipp Corporation 201 Waubesa Street Madison, WI 53704	BILL TO:	Ms. Alina Satkoski Madison-Kipp Corporation 201 Waubesa Street Madison, WI 53704
PHONE:	608-244-3511	P.O. #	107418
FAX:		PROJECT #	GETS/SVE
DATE RECEIVED:	08/12/2016	CONTACT:	Ausha Scott
DATE COMPLETED:	08/25/2016		

<u>FRACTION #</u>	<u>NAME</u>	<u>TEST</u>	<u>RECEIPT VAC./PRES.</u>	<u>FINAL PRESSURE</u>
01A	Influent	TO-15	5.0 "Hg	15 psi
02A	Effluent	TO-15	7.0 "Hg	15 psi
03A	Lab Blank	TO-15	NA	NA
04A	CCV	TO-15	NA	NA
05A	LCS	TO-15	NA	NA
05AA	LCSD	TO-15	NA	NA

CERTIFIED BY: 

 Technical Director

DATE: 08/25/16

Certification numbers: AZ Licensure AZ0775, NJ NELAP - CA016, NY NELAP - 11291,
 TX NELAP - T104704434-15-9, UT NELAP CA0093332015-6, VA NELAP - 8113, WA NELAP - C935
 Name of Accreditation Body: NELAP/ORELAP (Oregon Environmental Laboratory Accreditation Program)
 Accreditation number: CA300005, Effective date: 10/18/2015, Expiration date: 10/17/2016.

Eurofins Air Toxics Inc. certifies that the test results contained in this report meet all requirements of the NELAC standards

This report shall not be reproduced, except in full, without the written approval of Eurofins Air Toxics, Inc.

180 BLUE RAVINE ROAD, SUITE B FOLSOM, CA - 95630
 (916) 985-1000 . (800) 985-5955 . FAX (916) 985-1020

LABORATORY NARRATIVE
EPA Method TO-15
Madison-Kipp Corporation
Workorder# 1608324

Two 1 Liter Silco Canister samples were received on August 12, 2016. The laboratory performed analysis via EPA Method TO-15 using GC/MS in the full scan mode.

This workorder was independently validated prior to submittal using 'USEPA National Functional Guidelines' as generally applied to the analysis of volatile organic compounds in air. A rules-based, logic driven, independent validation engine was employed to assess completeness, evaluate pass/fail of relevant project quality control requirements and verification of all quantified amounts.

Receiving Notes

There were no receiving discrepancies.

Analytical Notes

Dilution was performed on samples Influent and Effluent due to the presence of high level target species.

All Quality Control Limit exceedances and affected sample results are noted by flags. Each flag is defined at the bottom of this Case Narrative and on each Sample Result Summary page.

Definition of Data Qualifying Flags

Eight qualifiers may have been used on the data analysis sheets and indicates as follows:

B - Compound present in laboratory blank greater than reporting limit (background subtraction not performed).

J - Estimated value.

E - Exceeds instrument calibration range.

S - Saturated peak.

Q - Exceeds quality control limits.

U - Compound analyzed for but not detected above the reporting limit, LOD, or MDL value. See data page for project specific U-flag definition.

UJ- Non-detected compound associated with low bias in the CCV

N - The identification is based on presumptive evidence.

File extensions may have been used on the data analysis sheets and indicates as follows:

a-File was requantified

b-File was quantified by a second column and detector

r1-File was requantified for the purpose of reissue

**Summary of Detected Compounds
EPA METHOD TO-15 GC/MS FULL SCAN**

Client Sample ID: Influent

Lab ID#: 1608324-01A

Compound	Rpt. Limit (ppbv)	Amount (ppbv)	Rpt. Limit (ug/m3)	Amount (ug/m3)
cis-1,2-Dichloroethene	16	600	64	2400
Trichloroethene	16	550	87	3000
Tetrachloroethene	16	3900	110	26000

Client Sample ID: Effluent

Lab ID#: 1608324-02A

Compound	Rpt. Limit (ppbv)	Amount (ppbv)	Rpt. Limit (ug/m3)	Amount (ug/m3)
cis-1,2-Dichloroethene	3.3	1100	13	4500
Trichloroethene	3.3	39	18	210
Tetrachloroethene	3.3	160	22	1100



Air Toxics

Client Sample ID: Influent

Lab ID#: 1608324-01A

EPA METHOD TO-15 GC/MS FULL SCAN

File Name:	17082421	Date of Collection:	8/8/16 9:30:00 AM
Dil. Factor:	32.3	Date of Analysis:	8/24/16 08:46 PM

Compound	Rpt. Limit (ppbv)	Amount (ppbv)	Rpt. Limit (ug/m3)	Amount (ug/m3)
Freon 12	16	Not Detected	80	Not Detected
Freon 114	16	Not Detected	110	Not Detected
Chloromethane	160	Not Detected UJ	330	Not Detected UJ
Vinyl Chloride	16	Not Detected	41	Not Detected
Bromomethane	160	Not Detected	630	Not Detected
Chloroethane	65	Not Detected	170	Not Detected
Freon 11	16	Not Detected	91	Not Detected
Freon 113	16	Not Detected	120	Not Detected
1,1-Dichloroethene	16	Not Detected	64	Not Detected
Methylene Chloride	160	Not Detected	560	Not Detected
Methyl tert-butyl ether	65	Not Detected	230	Not Detected
1,1-Dichloroethane	16	Not Detected	65	Not Detected
cis-1,2-Dichloroethene	16	600	64	2400
Chloroform	16	Not Detected	79	Not Detected
1,1,1-Trichloroethane	16	Not Detected	88	Not Detected
Carbon Tetrachloride	16	Not Detected	100	Not Detected
Benzene	16	Not Detected	52	Not Detected
1,2-Dichloroethane	16	Not Detected	65	Not Detected
Trichloroethene	16	550	87	3000
1,2-Dichloropropane	16	Not Detected	75	Not Detected
cis-1,3-Dichloropropene	16	Not Detected	73	Not Detected
Toluene	16	Not Detected	61	Not Detected
trans-1,3-Dichloropropene	16	Not Detected	73	Not Detected
1,1,2-Trichloroethane	16	Not Detected	88	Not Detected
Tetrachloroethene	16	3900	110	26000
1,2-Dibromoethane (EDB)	16	Not Detected	120	Not Detected
Chlorobenzene	16	Not Detected	74	Not Detected
Ethyl Benzene	16	Not Detected	70	Not Detected
m,p-Xylene	16	Not Detected	70	Not Detected
o-Xylene	16	Not Detected	70	Not Detected
Styrene	16	Not Detected	69	Not Detected
1,1,2,2-Tetrachloroethane	16	Not Detected	110	Not Detected
1,3,5-Trimethylbenzene	16	Not Detected	79	Not Detected
1,2,4-Trimethylbenzene	16	Not Detected	79	Not Detected
1,3-Dichlorobenzene	16	Not Detected	97	Not Detected
1,4-Dichlorobenzene	16	Not Detected	97	Not Detected
alpha-Chlorotoluene	16	Not Detected	84	Not Detected
1,2-Dichlorobenzene	16	Not Detected	97	Not Detected
1,2,4-Trichlorobenzene	65	Not Detected	480	Not Detected
Hexachlorobutadiene	65	Not Detected	690	Not Detected



Air Toxics

Client Sample ID: Influent

Lab ID#: 1608324-01A

EPA METHOD TO-15 GC/MS FULL SCAN

File Name:	17082421	Date of Collection: 8/8/16 9:30:00 AM
Dil. Factor:	32.3	Date of Analysis: 8/24/16 08:46 PM

UJ = Analyte associated with low bias in the CCV.

Container Type: 1 Liter Silco Canister

Surrogates	%Recovery	Method Limits
Toluene-d8	99	70-130
1,2-Dichloroethane-d4	103	70-130
4-Bromofluorobenzene	109	70-130



Air Toxics

Client Sample ID: Effluent

Lab ID#: 1608324-02A

EPA METHOD TO-15 GC/MS FULL SCAN

File Name:	17082412	Date of Collection:	8/8/16 9:45:00 AM
Dil. Factor:	6.59	Date of Analysis:	8/24/16 04:18 PM

Compound	Rpt. Limit (ppbv)	Amount (ppbv)	Rpt. Limit (ug/m3)	Amount (ug/m3)
Freon 12	3.3	Not Detected	16	Not Detected
Freon 114	3.3	Not Detected	23	Not Detected
Chloromethane	33	Not Detected UJ	68	Not Detected UJ
Vinyl Chloride	3.3	Not Detected	8.4	Not Detected
Bromomethane	33	Not Detected	130	Not Detected
Chloroethane	13	Not Detected	35	Not Detected
Freon 11	3.3	Not Detected	18	Not Detected
Freon 113	3.3	Not Detected	25	Not Detected
1,1-Dichloroethene	3.3	Not Detected	13	Not Detected
Methylene Chloride	33	Not Detected	110	Not Detected
Methyl tert-butyl ether	13	Not Detected	48	Not Detected
1,1-Dichloroethane	3.3	Not Detected	13	Not Detected
cis-1,2-Dichloroethene	3.3	1100	13	4500
Chloroform	3.3	Not Detected	16	Not Detected
1,1,1-Trichloroethane	3.3	Not Detected	18	Not Detected
Carbon Tetrachloride	3.3	Not Detected	21	Not Detected
Benzene	3.3	Not Detected	10	Not Detected
1,2-Dichloroethane	3.3	Not Detected	13	Not Detected
Trichloroethene	3.3	39	18	210
1,2-Dichloropropane	3.3	Not Detected	15	Not Detected
cis-1,3-Dichloropropene	3.3	Not Detected	15	Not Detected
Toluene	3.3	Not Detected	12	Not Detected
trans-1,3-Dichloropropene	3.3	Not Detected	15	Not Detected
1,1,2-Trichloroethane	3.3	Not Detected	18	Not Detected
Tetrachloroethene	3.3	160	22	1100
1,2-Dibromoethane (EDB)	3.3	Not Detected	25	Not Detected
Chlorobenzene	3.3	Not Detected	15	Not Detected
Ethyl Benzene	3.3	Not Detected	14	Not Detected
m,p-Xylene	3.3	Not Detected	14	Not Detected
o-Xylene	3.3	Not Detected	14	Not Detected
Styrene	3.3	Not Detected	14	Not Detected
1,1,2,2-Tetrachloroethane	3.3	Not Detected	23	Not Detected
1,3,5-Trimethylbenzene	3.3	Not Detected	16	Not Detected
1,2,4-Trimethylbenzene	3.3	Not Detected	16	Not Detected
1,3-Dichlorobenzene	3.3	Not Detected	20	Not Detected
1,4-Dichlorobenzene	3.3	Not Detected	20	Not Detected
alpha-Chlorotoluene	3.3	Not Detected	17	Not Detected
1,2-Dichlorobenzene	3.3	Not Detected	20	Not Detected
1,2,4-Trichlorobenzene	13	Not Detected	98	Not Detected
Hexachlorobutadiene	13	Not Detected	140	Not Detected



Air Toxics

Client Sample ID: Effluent

Lab ID#: 1608324-02A

EPA METHOD TO-15 GC/MS FULL SCAN

File Name:	17082412	Date of Collection: 8/8/16 9:45:00 AM
Dil. Factor:	6.59	Date of Analysis: 8/24/16 04:18 PM

UJ = Analyte associated with low bias in the CCV.

Container Type: 1 Liter Silco Canister

Surrogates	%Recovery	Method Limits
Toluene-d8	97	70-130
1,2-Dichloroethane-d4	101	70-130
4-Bromofluorobenzene	110	70-130



Air Toxics

Client Sample ID: Lab Blank

Lab ID#: 1608324-03A

EPA METHOD TO-15 GC/MS FULL SCAN

File Name:	17082408	Date of Collection:	NA
Dil. Factor:	1.00	Date of Analysis:	8/24/16 01:49 PM

Compound	Rpt. Limit (ppbv)	Amount (ppbv)	Rpt. Limit (ug/m3)	Amount (ug/m3)
Freon 12	0.50	Not Detected	2.5	Not Detected
Freon 114	0.50	Not Detected	3.5	Not Detected
Chloromethane	5.0	Not Detected UJ	10	Not Detected UJ
Vinyl Chloride	0.50	Not Detected	1.3	Not Detected
Bromomethane	5.0	Not Detected	19	Not Detected
Chloroethane	2.0	Not Detected	5.3	Not Detected
Freon 11	0.50	Not Detected	2.8	Not Detected
Freon 113	0.50	Not Detected	3.8	Not Detected
1,1-Dichloroethene	0.50	Not Detected	2.0	Not Detected
Methylene Chloride	5.0	Not Detected	17	Not Detected
Methyl tert-butyl ether	2.0	Not Detected	7.2	Not Detected
1,1-Dichloroethane	0.50	Not Detected	2.0	Not Detected
cis-1,2-Dichloroethene	0.50	Not Detected	2.0	Not Detected
Chloroform	0.50	Not Detected	2.4	Not Detected
1,1,1-Trichloroethane	0.50	Not Detected	2.7	Not Detected
Carbon Tetrachloride	0.50	Not Detected	3.1	Not Detected
Benzene	0.50	Not Detected	1.6	Not Detected
1,2-Dichloroethane	0.50	Not Detected	2.0	Not Detected
Trichloroethene	0.50	Not Detected	2.7	Not Detected
1,2-Dichloropropane	0.50	Not Detected	2.3	Not Detected
cis-1,3-Dichloropropene	0.50	Not Detected	2.3	Not Detected
Toluene	0.50	Not Detected	1.9	Not Detected
trans-1,3-Dichloropropene	0.50	Not Detected	2.3	Not Detected
1,1,2-Trichloroethane	0.50	Not Detected	2.7	Not Detected
Tetrachloroethene	0.50	Not Detected	3.4	Not Detected
1,2-Dibromoethane (EDB)	0.50	Not Detected	3.8	Not Detected
Chlorobenzene	0.50	Not Detected	2.3	Not Detected
Ethyl Benzene	0.50	Not Detected	2.2	Not Detected
m,p-Xylene	0.50	Not Detected	2.2	Not Detected
o-Xylene	0.50	Not Detected	2.2	Not Detected
Styrene	0.50	Not Detected	2.1	Not Detected
1,1,2,2-Tetrachloroethane	0.50	Not Detected	3.4	Not Detected
1,3,5-Trimethylbenzene	0.50	Not Detected	2.4	Not Detected
1,2,4-Trimethylbenzene	0.50	Not Detected	2.4	Not Detected
1,3-Dichlorobenzene	0.50	Not Detected	3.0	Not Detected
1,4-Dichlorobenzene	0.50	Not Detected	3.0	Not Detected
alpha-Chlorotoluene	0.50	Not Detected	2.6	Not Detected
1,2-Dichlorobenzene	0.50	Not Detected	3.0	Not Detected
1,2,4-Trichlorobenzene	2.0	Not Detected	15	Not Detected
Hexachlorobutadiene	2.0	Not Detected	21	Not Detected



Air Toxics

Client Sample ID: Lab Blank

Lab ID#: 1608324-03A

EPA METHOD TO-15 GC/MS FULL SCAN

File Name:	17082408	Date of Collection: NA
Dil. Factor:	1.00	Date of Analysis: 8/24/16 01:49 PM

UJ = Analyte associated with low bias in the CCV.

Container Type: NA - Not Applicable

Surrogates	%Recovery	Method Limits
Toluene-d8	98	70-130
1,2-Dichloroethane-d4	100	70-130
4-Bromofluorobenzene	110	70-130



Air Toxics

Client Sample ID: CCV

Lab ID#: 1608324-04A

EPA METHOD TO-15 GC/MS FULL SCAN

File Name:	17082404	Date of Collection: NA
Dil. Factor:	1.00	Date of Analysis: 8/24/16 11:21 AM

Compound	%Recovery
Freon 12	100
Freon 114	95
Chloromethane	69 Q
Vinyl Chloride	76
Bromomethane	84
Chloroethane	76
Freon 11	101
Freon 113	95
1,1-Dichloroethene	86
Methylene Chloride	79
Methyl tert-butyl ether	86
1,1-Dichloroethane	80
cis-1,2-Dichloroethene	90
Chloroform	92
1,1,1-Trichloroethane	97
Carbon Tetrachloride	105
Benzene	85
1,2-Dichloroethane	102
Trichloroethene	94
1,2-Dichloropropane	80
cis-1,3-Dichloropropene	87
Toluene	92
trans-1,3-Dichloropropene	90
1,1,2-Trichloroethane	94
Tetrachloroethene	103
1,2-Dibromoethane (EDB)	97
Chlorobenzene	92
Ethyl Benzene	96
m,p-Xylene	97
o-Xylene	98
Styrene	105
1,1,2,2-Tetrachloroethane	87
1,3,5-Trimethylbenzene	103
1,2,4-Trimethylbenzene	103
1,3-Dichlorobenzene	103
1,4-Dichlorobenzene	106
alpha-Chlorotoluene	87
1,2-Dichlorobenzene	104
1,2,4-Trichlorobenzene	104
Hexachlorobutadiene	119



Air Toxics

Client Sample ID: CCV

Lab ID#: 1608324-04A

EPA METHOD TO-15 GC/MS FULL SCAN

File Name:	17082404	Date of Collection: NA
Dil. Factor:	1.00	Date of Analysis: 8/24/16 11:21 AM

Q = Exceeds Quality Control limits.

Container Type: NA - Not Applicable

Surrogates	%Recovery	Method Limits
Toluene-d8	98	70-130
1,2-Dichloroethane-d4	102	70-130
4-Bromofluorobenzene	114	70-130



Air Toxics

Client Sample ID: LCS

Lab ID#: 1608324-05A

EPA METHOD TO-15 GC/MS FULL SCAN

File Name:	17082405	Date of Collection: NA
Dil. Factor:	1.00	Date of Analysis: 8/24/16 12:02 PM

Compound	%Recovery	Method Limits
Freon 12	100	70-130
Freon 114	100	70-130
Chloromethane	84	70-130
Vinyl Chloride	78	70-130
Bromomethane	87	70-130
Chloroethane	76	70-130
Freon 11	102	70-130
Freon 113	94	70-130
1,1-Dichloroethene	86	70-130
Methylene Chloride	78	70-130
Methyl tert-butyl ether	86	70-130
1,1-Dichloroethane	79	70-130
cis-1,2-Dichloroethene	84	70-130
Chloroform	91	70-130
1,1,1-Trichloroethane	98	70-130
Carbon Tetrachloride	105	70-130
Benzene	82	70-130
1,2-Dichloroethane	98	70-130
Trichloroethene	89	70-130
1,2-Dichloropropane	75	70-130
cis-1,3-Dichloropropene	80	70-130
Toluene	88	70-130
trans-1,3-Dichloropropene	87	70-130
1,1,2-Trichloroethane	90	70-130
Tetrachloroethene	99	70-130
1,2-Dibromoethane (EDB)	92	70-130
Chlorobenzene	88	70-130
Ethyl Benzene	91	70-130
m,p-Xylene	93	70-130
o-Xylene	98	70-130
Styrene	99	70-130
1,1,2,2-Tetrachloroethane	84	70-130
1,3,5-Trimethylbenzene	98	70-130
1,2,4-Trimethylbenzene	96	70-130
1,3-Dichlorobenzene	98	70-130
1,4-Dichlorobenzene	100	70-130
alpha-Chlorotoluene	91	70-130
1,2-Dichlorobenzene	98	70-130
1,2,4-Trichlorobenzene	93	70-130
Hexachlorobutadiene	106	70-130

Container Type: NA - Not Applicable



Air Toxics

Client Sample ID: LCS

Lab ID#: 1608324-05A

EPA METHOD TO-15 GC/MS FULL SCAN

File Name:	17082405	Date of Collection: NA
Dil. Factor:	1.00	Date of Analysis: 8/24/16 12:02 PM

Surrogates	%Recovery	Method Limits
Toluene-d8	98	70-130
1,2-Dichloroethane-d4	106	70-130
4-Bromofluorobenzene	115	70-130



Air Toxics

Client Sample ID: LCSD

Lab ID#: 1608324-05AA

EPA METHOD TO-15 GC/MS FULL SCAN

File Name:	17082406	Date of Collection: NA
Dil. Factor:	1.00	Date of Analysis: 8/24/16 12:27 PM

Compound	%Recovery	Method Limits
Freon 12	98	70-130
Freon 114	98	70-130
Chloromethane	84	70-130
Vinyl Chloride	78	70-130
Bromomethane	87	70-130
Chloroethane	77	70-130
Freon 11	101	70-130
Freon 113	90	70-130
1,1-Dichloroethene	84	70-130
Methylene Chloride	75	70-130
Methyl tert-butyl ether	82	70-130
1,1-Dichloroethane	78	70-130
cis-1,2-Dichloroethene	85	70-130
Chloroform	88	70-130
1,1,1-Trichloroethane	96	70-130
Carbon Tetrachloride	103	70-130
Benzene	82	70-130
1,2-Dichloroethane	98	70-130
Trichloroethene	90	70-130
1,2-Dichloropropane	76	70-130
cis-1,3-Dichloropropene	82	70-130
Toluene	88	70-130
trans-1,3-Dichloropropene	87	70-130
1,1,2-Trichloroethane	88	70-130
Tetrachloroethene	98	70-130
1,2-Dibromoethane (EDB)	92	70-130
Chlorobenzene	88	70-130
Ethyl Benzene	92	70-130
m,p-Xylene	93	70-130
o-Xylene	97	70-130
Styrene	99	70-130
1,1,2,2-Tetrachloroethane	84	70-130
1,3,5-Trimethylbenzene	98	70-130
1,2,4-Trimethylbenzene	98	70-130
1,3-Dichlorobenzene	100	70-130
1,4-Dichlorobenzene	101	70-130
alpha-Chlorotoluene	93	70-130
1,2-Dichlorobenzene	100	70-130
1,2,4-Trichlorobenzene	102	70-130
Hexachlorobutadiene	113	70-130

Container Type: NA - Not Applicable



Air Toxics

Client Sample ID: LCSD

Lab ID#: 1608324-05AA

EPA METHOD TO-15 GC/MS FULL SCAN

File Name:	17082406	Date of Collection: NA
Dil. Factor:	1.00	Date of Analysis: 8/24/16 12:27 PM

Surrogates	%Recovery	Method Limits
Toluene-d8	99	70-130
1,2-Dichloroethane-d4	103	70-130
4-Bromofluorobenzene	114	70-130



Air Toxics

Sample Transportation Notice

Relinquishing signature on this document indicates that sample is being shipped in compliance with all applicable local, State, Federal, national, and international laws, regulations and ordinances of any kind. Air Toxics Limited assumes no liability with respect to the collection, handling or shipping of these samples. Relinquishing signature also indicates agreement to hold harmless, defend, and indemnify Air Toxics Limited against any claim, demand, or action, of any kind, related to the collection, handling, or shipping of samples. D.O.T. Hotline (800) 467-4922

180 BLUE RAVINE ROAD, SUITE B
FOLSOM, CA 95630-4719
(916) 985-1000 FAX (916) 985-1020

Page 1 of 1

Project Manager Alina Satkoski
Collected by: (Print and Sign) Alina Satkoski Alina Satkoski
Company MKE Email _____
Address 201 Waukesha City Madison State WI Zip 53704
Phone 608 242 5200 Fax _____

Project Info:	P.O. # <u>107419</u>	Turn Around Time: <input checked="" type="checkbox"/> Normal <input type="checkbox"/> Rush <small>specify</small>	Lab Use Only
	Project # _____		Pressurized by:
Project Name <u>GETS/SVE</u>			Date:
			Pressurization Gas: N ₂ He

Lab I.D.	Field Sample I.D. (Location)	Can #	Date of Collection	Time of Collection	Analyses Requested	Canister Pressure/Vacuum			
						Initial	Final	Receipt	Final (psi)
<u>01A</u>	<u>Influent</u>	<u>37060</u>	<u>8/8/16</u>	<u>930</u>	<u>TO-15</u>	<u>27</u>	<u>5</u>		
<u>02A</u>	<u>Effluent</u>	<u>36384</u>	<u>8/8/16</u>	<u>945</u>	<u>TO-15</u>	<u>30</u>	<u>6.5</u>		

Relinquished by: (signature) Date/Time <u>Alina Satkoski 8/8/16 1600</u>	Received by: (signature) Date/Time <u>John J. Egan 8/12/16 10:30</u>	Notes: <u>Report to Alina Satkoski + Andy Stehn</u>
Relinquished by: (signature) Date/Time	Received by: (signature) Date/Time	
Relinquished by: (signature) Date/Time	Received by: (signature) Date/Time	

Lab Use Only	Shipper Name <u>Fed Ex UPS</u>	Air Bill # <u>VN 9/12/16</u>	Temp (°C) <u>N/A</u>	Condition <u>good</u>	Custody Seals Intact? Yes No <u>None</u>	Work Order # <u>1608324</u>
--------------	-----------------------------------	---------------------------------	-------------------------	--------------------------	---	--------------------------------

9/29/2016

Ms. Alina Satkoski
Madison-Kipp Corporation
201 Waubesa Street

Madison WI 53704

Project Name: GETS/SVE

Project #:

Workorder #: 1609434

Dear Ms. Alina Satkoski

The following report includes the data for the above referenced project for sample(s) received on 9/16/2016 at Air Toxics Ltd.

The data and associated QC analyzed by TO-15 are compliant with the project requirements or laboratory criteria with the exception of the deviations noted in the attached case narrative.

Thank you for choosing Eurofins Air Toxics Inc. for your air analysis needs. Eurofins Air Toxics Inc. is committed to providing accurate data of the highest quality. Please feel free the Project Manager: Ausha Scott at 916-985-1000 if you have any questions regarding the data in this report.

Regards,



Ausha Scott

Project Manager

WORK ORDER #: 1609434

Work Order Summary

CLIENT:	Ms. Alina Satkoski Madison-Kipp Corporation 201 Waubesa Street Madison, WI 53704	BILL TO:	Ms. Alina Satkoski Madison-Kipp Corporation 201 Waubesa Street Madison, WI 53704
PHONE:	608-244-3511	P.O. #	107418
FAX:		PROJECT #	GETS/SVE
DATE RECEIVED:	09/16/2016	CONTACT:	Ausha Scott
DATE COMPLETED:	09/29/2016		

<u>FRACTION #</u>	<u>NAME</u>	<u>TEST</u>	<u>RECEIPT VAC./PRES.</u>	<u>FINAL PRESSURE</u>
01A	Effluent	TO-15	1.2 "Hg	14.7 psi
02A	Combined Influent	TO-15	6.1 "Hg	14.9 psi
03A	SVE Influent	TO-15	0.8 "Hg	14.9 psi
04A	Lab Blank	TO-15	NA	NA
05A	CCV	TO-15	NA	NA
06A	LCS	TO-15	NA	NA
06AA	LCSD	TO-15	NA	NA

CERTIFIED BY: 

 Technical Director

DATE: 09/29/16

Certification numbers: AZ Licensure AZ0775, NJ NELAP - CA016, NY NELAP - 11291,
 TX NELAP - T104704434-15-9, UT NELAP CA0093332015-6, VA NELAP - 8113, WA NELAP - C935
 Name of Accreditation Body: NELAP/ORELAP (Oregon Environmental Laboratory Accreditation Program)
 Accreditation number: CA300005, Effective date: 10/18/2015, Expiration date: 10/17/2016.

Eurofins Air Toxics Inc. certifies that the test results contained in this report meet all requirements of the NELAC standards

This report shall not be reproduced, except in full, without the written approval of Eurofins Air Toxics, Inc.

180 BLUE RAVINE ROAD, SUITE B FOLSOM, CA - 95630
 (916) 985-1000 . (800) 985-5955 . FAX (916) 985-1020

LABORATORY NARRATIVE
EPA Method TO-15
Madison-Kipp Corporation
Workorder# 1609434

Three 1 Liter Silco Canister samples were received on September 16, 2016. The laboratory performed analysis via EPA Method TO-15 using GC/MS in the full scan mode.

This workorder was independently validated prior to submittal using 'USEPA National Functional Guidelines' as generally applied to the analysis of volatile organic compounds in air. A rules-based, logic driven, independent validation engine was employed to assess completeness, evaluate pass/fail of relevant project quality control requirements and verification of all quantified amounts.

Receiving Notes

There was a significant difference (greater than 5.0" Hg) between the measured canister receipt vacuum and that which was reported on the Chain of Custody (COC) for sample Effluent. A leak test indicated that the valve was functioning properly.

Analytical Notes

Dilution was performed on samples Effluent and Combined Influent due to the presence of high level target species.

Definition of Data Qualifying Flags

Eight qualifiers may have been used on the data analysis sheets and indicates as follows:

B - Compound present in laboratory blank greater than reporting limit (background subtraction not performed).

J - Estimated value.

E - Exceeds instrument calibration range.

S - Saturated peak.

Q - Exceeds quality control limits.

U - Compound analyzed for but not detected above the reporting limit, LOD, or MDL value. See data page for project specific U-flag definition.

UJ- Non-detected compound associated with low bias in the CCV

N - The identification is based on presumptive evidence.

File extensions may have been used on the data analysis sheets and indicates as follows:

a-File was requantified

b-File was quantified by a second column and detector

r1-File was requantified for the purpose of reissue

Summary of Detected Compounds EPA METHOD TO-15 GC/MS FULL SCAN

Client Sample ID: Effluent

Lab ID#: 1609434-01A

Compound	Rpt. Limit (ppbv)	Amount (ppbv)	Rpt. Limit (ug/m3)	Amount (ug/m3)
cis-1,2-Dichloroethene	5.2	1300	21	5100
Trichloroethene	5.2	32	28	170
Tetrachloroethene	5.2	140	35	950

Client Sample ID: Combined Influent

Lab ID#: 1609434-02A

Compound	Rpt. Limit (ppbv)	Amount (ppbv)	Rpt. Limit (ug/m3)	Amount (ug/m3)
cis-1,2-Dichloroethene	7.2	350	28	1400
Trichloroethene	7.2	390	39	2100
Tetrachloroethene	7.2	2000	49	13000

Client Sample ID: SVE Influent

Lab ID#: 1609434-03A

Compound	Rpt. Limit (ppbv)	Amount (ppbv)	Rpt. Limit (ug/m3)	Amount (ug/m3)
cis-1,2-Dichloroethene	1.0	79	4.1	310
Trichloroethene	1.0	70	5.6	380
Tetrachloroethene	1.0	370	7.0	2500



Air Toxics

Client Sample ID: Effluent

Lab ID#: 1609434-01A

EPA METHOD TO-15 GC/MS FULL SCAN

File Name:	3092815	Date of Collection:	9/9/16 11:30:00 AM
Dil. Factor:	10.4	Date of Analysis:	9/28/16 06:40 PM

Compound	Rpt. Limit (ppbv)	Amount (ppbv)	Rpt. Limit (ug/m3)	Amount (ug/m3)
Freon 12	5.2	Not Detected	26	Not Detected
Freon 114	5.2	Not Detected	36	Not Detected
Chloromethane	52	Not Detected	110	Not Detected
Vinyl Chloride	5.2	Not Detected	13	Not Detected
Bromomethane	52	Not Detected	200	Not Detected
Chloroethane	21	Not Detected	55	Not Detected
Freon 11	5.2	Not Detected	29	Not Detected
Freon 113	5.2	Not Detected	40	Not Detected
1,1-Dichloroethene	5.2	Not Detected	21	Not Detected
Methylene Chloride	52	Not Detected	180	Not Detected
Methyl tert-butyl ether	21	Not Detected	75	Not Detected
1,1-Dichloroethane	5.2	Not Detected	21	Not Detected
cis-1,2-Dichloroethene	5.2	1300	21	5100
Chloroform	5.2	Not Detected	25	Not Detected
1,1,1-Trichloroethane	5.2	Not Detected	28	Not Detected
Carbon Tetrachloride	5.2	Not Detected	33	Not Detected
Benzene	5.2	Not Detected	17	Not Detected
1,2-Dichloroethane	5.2	Not Detected	21	Not Detected
Trichloroethene	5.2	32	28	170
1,2-Dichloropropane	5.2	Not Detected	24	Not Detected
cis-1,3-Dichloropropene	5.2	Not Detected	24	Not Detected
Toluene	5.2	Not Detected	20	Not Detected
trans-1,3-Dichloropropene	5.2	Not Detected	24	Not Detected
1,1,2-Trichloroethane	5.2	Not Detected	28	Not Detected
Tetrachloroethene	5.2	140	35	950
1,2-Dibromoethane (EDB)	5.2	Not Detected	40	Not Detected
Chlorobenzene	5.2	Not Detected	24	Not Detected
Ethyl Benzene	5.2	Not Detected	22	Not Detected
m,p-Xylene	5.2	Not Detected	22	Not Detected
o-Xylene	5.2	Not Detected	22	Not Detected
Styrene	5.2	Not Detected	22	Not Detected
1,1,2,2-Tetrachloroethane	5.2	Not Detected	36	Not Detected
1,3,5-Trimethylbenzene	5.2	Not Detected	26	Not Detected
1,2,4-Trimethylbenzene	5.2	Not Detected	26	Not Detected
1,3-Dichlorobenzene	5.2	Not Detected	31	Not Detected
1,4-Dichlorobenzene	5.2	Not Detected	31	Not Detected
alpha-Chlorotoluene	5.2	Not Detected	27	Not Detected
1,2-Dichlorobenzene	5.2	Not Detected	31	Not Detected
1,2,4-Trichlorobenzene	21	Not Detected	150	Not Detected
Hexachlorobutadiene	21	Not Detected	220	Not Detected

Container Type: 1 Liter Silco Canister



Air Toxics

Client Sample ID: Effluent

Lab ID#: 1609434-01A

EPA METHOD TO-15 GC/MS FULL SCAN

File Name:	3092815	Date of Collection: 9/9/16 11:30:00 AM
Dil. Factor:	10.4	Date of Analysis: 9/28/16 06:40 PM

Surrogates	%Recovery	Method Limits
Toluene-d8	101	70-130
1,2-Dichloroethane-d4	91	70-130
4-Bromofluorobenzene	96	70-130



Air Toxics

Client Sample ID: Combined Influent

Lab ID#: 1609434-02A

EPA METHOD TO-15 GC/MS FULL SCAN

File Name:	3092816	Date of Collection:	9/9/16 11:35:00 AM
Dil. Factor:	14.4	Date of Analysis:	9/28/16 07:04 PM

Compound	Rpt. Limit (ppbv)	Amount (ppbv)	Rpt. Limit (ug/m3)	Amount (ug/m3)
Freon 12	7.2	Not Detected	36	Not Detected
Freon 114	7.2	Not Detected	50	Not Detected
Chloromethane	72	Not Detected	150	Not Detected
Vinyl Chloride	7.2	Not Detected	18	Not Detected
Bromomethane	72	Not Detected	280	Not Detected
Chloroethane	29	Not Detected	76	Not Detected
Freon 11	7.2	Not Detected	40	Not Detected
Freon 113	7.2	Not Detected	55	Not Detected
1,1-Dichloroethene	7.2	Not Detected	28	Not Detected
Methylene Chloride	72	Not Detected	250	Not Detected
Methyl tert-butyl ether	29	Not Detected	100	Not Detected
1,1-Dichloroethane	7.2	Not Detected	29	Not Detected
cis-1,2-Dichloroethene	7.2	350	28	1400
Chloroform	7.2	Not Detected	35	Not Detected
1,1,1-Trichloroethane	7.2	Not Detected	39	Not Detected
Carbon Tetrachloride	7.2	Not Detected	45	Not Detected
Benzene	7.2	Not Detected	23	Not Detected
1,2-Dichloroethane	7.2	Not Detected	29	Not Detected
Trichloroethene	7.2	390	39	2100
1,2-Dichloropropane	7.2	Not Detected	33	Not Detected
cis-1,3-Dichloropropene	7.2	Not Detected	33	Not Detected
Toluene	7.2	Not Detected	27	Not Detected
trans-1,3-Dichloropropene	7.2	Not Detected	33	Not Detected
1,1,2-Trichloroethane	7.2	Not Detected	39	Not Detected
Tetrachloroethene	7.2	2000	49	13000
1,2-Dibromoethane (EDB)	7.2	Not Detected	55	Not Detected
Chlorobenzene	7.2	Not Detected	33	Not Detected
Ethyl Benzene	7.2	Not Detected	31	Not Detected
m,p-Xylene	7.2	Not Detected	31	Not Detected
o-Xylene	7.2	Not Detected	31	Not Detected
Styrene	7.2	Not Detected	31	Not Detected
1,1,2,2-Tetrachloroethane	7.2	Not Detected	49	Not Detected
1,3,5-Trimethylbenzene	7.2	Not Detected	35	Not Detected
1,2,4-Trimethylbenzene	7.2	Not Detected	35	Not Detected
1,3-Dichlorobenzene	7.2	Not Detected	43	Not Detected
1,4-Dichlorobenzene	7.2	Not Detected	43	Not Detected
alpha-Chlorotoluene	7.2	Not Detected	37	Not Detected
1,2-Dichlorobenzene	7.2	Not Detected	43	Not Detected
1,2,4-Trichlorobenzene	29	Not Detected	210	Not Detected
Hexachlorobutadiene	29	Not Detected	310	Not Detected

Container Type: 1 Liter Silco Canister



Air Toxics

Client Sample ID: Combined Influent

Lab ID#: 1609434-02A

EPA METHOD TO-15 GC/MS FULL SCAN

File Name:	3092816	Date of Collection: 9/9/16 11:35:00 AM
Dil. Factor:	14.4	Date of Analysis: 9/28/16 07:04 PM

Surrogates	%Recovery	Method Limits
Toluene-d8	102	70-130
1,2-Dichloroethane-d4	92	70-130
4-Bromofluorobenzene	94	70-130



Air Toxics

Client Sample ID: SVE Influent

Lab ID#: 1609434-03A

EPA METHOD TO-15 GC/MS FULL SCAN

File Name:	3092817	Date of Collection:	9/9/16 9:30:00 AM
Dil. Factor:	2.07	Date of Analysis:	9/28/16 07:30 PM

Compound	Rpt. Limit (ppbv)	Amount (ppbv)	Rpt. Limit (ug/m3)	Amount (ug/m3)
Freon 12	1.0	Not Detected	5.1	Not Detected
Freon 114	1.0	Not Detected	7.2	Not Detected
Chloromethane	10	Not Detected	21	Not Detected
Vinyl Chloride	1.0	Not Detected	2.6	Not Detected
Bromomethane	10	Not Detected	40	Not Detected
Chloroethane	4.1	Not Detected	11	Not Detected
Freon 11	1.0	Not Detected	5.8	Not Detected
Freon 113	1.0	Not Detected	7.9	Not Detected
1,1-Dichloroethene	1.0	Not Detected	4.1	Not Detected
Methylene Chloride	10	Not Detected	36	Not Detected
Methyl tert-butyl ether	4.1	Not Detected	15	Not Detected
1,1-Dichloroethane	1.0	Not Detected	4.2	Not Detected
cis-1,2-Dichloroethene	1.0	79	4.1	310
Chloroform	1.0	Not Detected	5.0	Not Detected
1,1,1-Trichloroethane	1.0	Not Detected	5.6	Not Detected
Carbon Tetrachloride	1.0	Not Detected	6.5	Not Detected
Benzene	1.0	Not Detected	3.3	Not Detected
1,2-Dichloroethane	1.0	Not Detected	4.2	Not Detected
Trichloroethene	1.0	70	5.6	380
1,2-Dichloropropane	1.0	Not Detected	4.8	Not Detected
cis-1,3-Dichloropropene	1.0	Not Detected	4.7	Not Detected
Toluene	1.0	Not Detected	3.9	Not Detected
trans-1,3-Dichloropropene	1.0	Not Detected	4.7	Not Detected
1,1,2-Trichloroethane	1.0	Not Detected	5.6	Not Detected
Tetrachloroethene	1.0	370	7.0	2500
1,2-Dibromoethane (EDB)	1.0	Not Detected	8.0	Not Detected
Chlorobenzene	1.0	Not Detected	4.8	Not Detected
Ethyl Benzene	1.0	Not Detected	4.5	Not Detected
m,p-Xylene	1.0	Not Detected	4.5	Not Detected
o-Xylene	1.0	Not Detected	4.5	Not Detected
Styrene	1.0	Not Detected	4.4	Not Detected
1,1,2,2-Tetrachloroethane	1.0	Not Detected	7.1	Not Detected
1,3,5-Trimethylbenzene	1.0	Not Detected	5.1	Not Detected
1,2,4-Trimethylbenzene	1.0	Not Detected	5.1	Not Detected
1,3-Dichlorobenzene	1.0	Not Detected	6.2	Not Detected
1,4-Dichlorobenzene	1.0	Not Detected	6.2	Not Detected
alpha-Chlorotoluene	1.0	Not Detected	5.4	Not Detected
1,2-Dichlorobenzene	1.0	Not Detected	6.2	Not Detected
1,2,4-Trichlorobenzene	4.1	Not Detected	31	Not Detected
Hexachlorobutadiene	4.1	Not Detected	44	Not Detected

Container Type: 1 Liter Silco Canister



Air Toxics

Client Sample ID: SVE Influent

Lab ID#: 1609434-03A

EPA METHOD TO-15 GC/MS FULL SCAN

File Name:	3092817	Date of Collection: 9/9/16 9:30:00 AM
Dil. Factor:	2.07	Date of Analysis: 9/28/16 07:30 PM

Surrogates	%Recovery	Method Limits
Toluene-d8	98	70-130
1,2-Dichloroethane-d4	94	70-130
4-Bromofluorobenzene	94	70-130



Air Toxics

Client Sample ID: Lab Blank

Lab ID#: 1609434-04A

EPA METHOD TO-15 GC/MS FULL SCAN

File Name:	3092807	Date of Collection:	NA
Dil. Factor:	1.00	Date of Analysis:	9/28/16 01:48 PM

Compound	Rpt. Limit (ppbv)	Amount (ppbv)	Rpt. Limit (ug/m3)	Amount (ug/m3)
Freon 12	0.50	Not Detected	2.5	Not Detected
Freon 114	0.50	Not Detected	3.5	Not Detected
Chloromethane	5.0	Not Detected	10	Not Detected
Vinyl Chloride	0.50	Not Detected	1.3	Not Detected
Bromomethane	5.0	Not Detected	19	Not Detected
Chloroethane	2.0	Not Detected	5.3	Not Detected
Freon 11	0.50	Not Detected	2.8	Not Detected
Freon 113	0.50	Not Detected	3.8	Not Detected
1,1-Dichloroethene	0.50	Not Detected	2.0	Not Detected
Methylene Chloride	5.0	Not Detected	17	Not Detected
Methyl tert-butyl ether	2.0	Not Detected	7.2	Not Detected
1,1-Dichloroethane	0.50	Not Detected	2.0	Not Detected
cis-1,2-Dichloroethene	0.50	Not Detected	2.0	Not Detected
Chloroform	0.50	Not Detected	2.4	Not Detected
1,1,1-Trichloroethane	0.50	Not Detected	2.7	Not Detected
Carbon Tetrachloride	0.50	Not Detected	3.1	Not Detected
Benzene	0.50	Not Detected	1.6	Not Detected
1,2-Dichloroethane	0.50	Not Detected	2.0	Not Detected
Trichloroethene	0.50	Not Detected	2.7	Not Detected
1,2-Dichloropropane	0.50	Not Detected	2.3	Not Detected
cis-1,3-Dichloropropene	0.50	Not Detected	2.3	Not Detected
Toluene	0.50	Not Detected	1.9	Not Detected
trans-1,3-Dichloropropene	0.50	Not Detected	2.3	Not Detected
1,1,2-Trichloroethane	0.50	Not Detected	2.7	Not Detected
Tetrachloroethene	0.50	Not Detected	3.4	Not Detected
1,2-Dibromoethane (EDB)	0.50	Not Detected	3.8	Not Detected
Chlorobenzene	0.50	Not Detected	2.3	Not Detected
Ethyl Benzene	0.50	Not Detected	2.2	Not Detected
m,p-Xylene	0.50	Not Detected	2.2	Not Detected
o-Xylene	0.50	Not Detected	2.2	Not Detected
Styrene	0.50	Not Detected	2.1	Not Detected
1,1,2,2-Tetrachloroethane	0.50	Not Detected	3.4	Not Detected
1,3,5-Trimethylbenzene	0.50	Not Detected	2.4	Not Detected
1,2,4-Trimethylbenzene	0.50	Not Detected	2.4	Not Detected
1,3-Dichlorobenzene	0.50	Not Detected	3.0	Not Detected
1,4-Dichlorobenzene	0.50	Not Detected	3.0	Not Detected
alpha-Chlorotoluene	0.50	Not Detected	2.6	Not Detected
1,2-Dichlorobenzene	0.50	Not Detected	3.0	Not Detected
1,2,4-Trichlorobenzene	2.0	Not Detected	15	Not Detected
Hexachlorobutadiene	2.0	Not Detected	21	Not Detected

Container Type: NA - Not Applicable



Air Toxics

Client Sample ID: Lab Blank

Lab ID#: 1609434-04A

EPA METHOD TO-15 GC/MS FULL SCAN

File Name:	3092807	Date of Collection: NA
Dil. Factor:	1.00	Date of Analysis: 9/28/16 01:48 PM

Surrogates	%Recovery	Method Limits
Toluene-d8	104	70-130
1,2-Dichloroethane-d4	98	70-130
4-Bromofluorobenzene	94	70-130



Air Toxics

Client Sample ID: CCV

Lab ID#: 1609434-05A

EPA METHOD TO-15 GC/MS FULL SCAN

File Name:	3092802	Date of Collection: NA
Dil. Factor:	1.00	Date of Analysis: 9/28/16 10:58 AM

Compound	%Recovery
Freon 12	97
Freon 114	99
Chloromethane	93
Vinyl Chloride	98
Bromomethane	102
Chloroethane	94
Freon 11	90
Freon 113	93
1,1-Dichloroethene	90
Methylene Chloride	92
Methyl tert-butyl ether	85
1,1-Dichloroethane	98
cis-1,2-Dichloroethene	94
Chloroform	97
1,1,1-Trichloroethane	93
Carbon Tetrachloride	97
Benzene	105
1,2-Dichloroethane	99
Trichloroethene	120
1,2-Dichloropropane	100
cis-1,3-Dichloropropene	99
Toluene	97
trans-1,3-Dichloropropene	101
1,1,2-Trichloroethane	105
Tetrachloroethene	103
1,2-Dibromoethane (EDB)	102
Chlorobenzene	100
Ethyl Benzene	98
m,p-Xylene	100
o-Xylene	99
Styrene	106
1,1,2,2-Tetrachloroethane	105
1,3,5-Trimethylbenzene	102
1,2,4-Trimethylbenzene	98
1,3-Dichlorobenzene	102
1,4-Dichlorobenzene	102
alpha-Chlorotoluene	106
1,2-Dichlorobenzene	102
1,2,4-Trichlorobenzene	109
Hexachlorobutadiene	110

Container Type: NA - Not Applicable



Air Toxics

Client Sample ID: CCV

Lab ID#: 1609434-05A

EPA METHOD TO-15 GC/MS FULL SCAN

File Name:	3092802	Date of Collection: NA
Dil. Factor:	1.00	Date of Analysis: 9/28/16 10:58 AM

Surrogates	%Recovery	Method Limits
Toluene-d8	101	70-130
1,2-Dichloroethane-d4	94	70-130
4-Bromofluorobenzene	99	70-130



Air Toxics

Client Sample ID: LCS

Lab ID#: 1609434-06A

EPA METHOD TO-15 GC/MS FULL SCAN

File Name:	3092803	Date of Collection: NA
Dil. Factor:	1.00	Date of Analysis: 9/28/16 11:23 AM

Compound	%Recovery	Method Limits
Freon 12	95	70-130
Freon 114	101	70-130
Chloromethane	92	70-130
Vinyl Chloride	96	70-130
Bromomethane	100	70-130
Chloroethane	95	70-130
Freon 11	95	70-130
Freon 113	93	70-130
1,1-Dichloroethene	90	70-130
Methylene Chloride	96	70-130
Methyl tert-butyl ether	83	70-130
1,1-Dichloroethane	95	70-130
cis-1,2-Dichloroethene	89	70-130
Chloroform	94	70-130
1,1,1-Trichloroethane	90	70-130
Carbon Tetrachloride	92	70-130
Benzene	99	70-130
1,2-Dichloroethane	94	70-130
Trichloroethene	111	70-130
1,2-Dichloropropane	98	70-130
cis-1,3-Dichloropropene	90	70-130
Toluene	92	70-130
trans-1,3-Dichloropropene	94	70-130
1,1,2-Trichloroethane	99	70-130
Tetrachloroethene	97	70-130
1,2-Dibromoethane (EDB)	96	70-130
Chlorobenzene	94	70-130
Ethyl Benzene	91	70-130
m,p-Xylene	92	70-130
o-Xylene	95	70-130
Styrene	101	70-130
1,1,2,2-Tetrachloroethane	98	70-130
1,3,5-Trimethylbenzene	96	70-130
1,2,4-Trimethylbenzene	93	70-130
1,3-Dichlorobenzene	95	70-130
1,4-Dichlorobenzene	95	70-130
alpha-Chlorotoluene	101	70-130
1,2-Dichlorobenzene	94	70-130
1,2,4-Trichlorobenzene	86	70-130
Hexachlorobutadiene	86	70-130

Container Type: NA - Not Applicable



Air Toxics

Client Sample ID: LCS

Lab ID#: 1609434-06A

EPA METHOD TO-15 GC/MS FULL SCAN

File Name:	3092803	Date of Collection: NA
Dil. Factor:	1.00	Date of Analysis: 9/28/16 11:23 AM

Surrogates	%Recovery	Method Limits
Toluene-d8	101	70-130
1,2-Dichloroethane-d4	92	70-130
4-Bromofluorobenzene	100	70-130



Air Toxics

Client Sample ID: LCSD

Lab ID#: 1609434-06AA

EPA METHOD TO-15 GC/MS FULL SCAN

File Name:	3092804	Date of Collection: NA
Dil. Factor:	1.00	Date of Analysis: 9/28/16 11:48 AM

Compound	%Recovery	Method Limits
Freon 12	93	70-130
Freon 114	99	70-130
Chloromethane	91	70-130
Vinyl Chloride	95	70-130
Bromomethane	98	70-130
Chloroethane	93	70-130
Freon 11	94	70-130
Freon 113	91	70-130
1,1-Dichloroethene	90	70-130
Methylene Chloride	95	70-130
Methyl tert-butyl ether	81	70-130
1,1-Dichloroethane	94	70-130
cis-1,2-Dichloroethene	89	70-130
Chloroform	91	70-130
1,1,1-Trichloroethane	88	70-130
Carbon Tetrachloride	90	70-130
Benzene	100	70-130
1,2-Dichloroethane	95	70-130
Trichloroethene	111	70-130
1,2-Dichloropropane	99	70-130
cis-1,3-Dichloropropene	91	70-130
Toluene	94	70-130
trans-1,3-Dichloropropene	96	70-130
1,1,2-Trichloroethane	100	70-130
Tetrachloroethene	98	70-130
1,2-Dibromoethane (EDB)	97	70-130
Chlorobenzene	95	70-130
Ethyl Benzene	95	70-130
m,p-Xylene	95	70-130
o-Xylene	98	70-130
Styrene	104	70-130
1,1,2,2-Tetrachloroethane	101	70-130
1,3,5-Trimethylbenzene	98	70-130
1,2,4-Trimethylbenzene	96	70-130
1,3-Dichlorobenzene	99	70-130
1,4-Dichlorobenzene	98	70-130
alpha-Chlorotoluene	104	70-130
1,2-Dichlorobenzene	98	70-130
1,2,4-Trichlorobenzene	105	70-130
Hexachlorobutadiene	106	70-130

Container Type: NA - Not Applicable



Air Toxics


Client Sample ID: LCSD

Lab ID#: 1609434-06AA

EPA METHOD TO-15 GC/MS FULL SCAN

File Name:	3092804	Date of Collection: NA
Dil. Factor:	1.00	Date of Analysis: 9/28/16 11:48 AM

Surrogates	%Recovery	Method Limits
Toluene-d8	102	70-130
1,2-Dichloroethane-d4	90	70-130
4-Bromofluorobenzene	102	70-130



Air Toxics

Sample Transportation Notice

Relinquishing signature on this document indicates that sample is being shipped in compliance with all applicable local, State, Federal, national, and international laws, regulations and ordinances of any kind. Air Toxics Limited assumes no liability with respect to the collection, handling or shipping of these samples. Relinquishing signature also indicates agreement to hold harmless, defend, and indemnify Air Toxics Limited against any claim, demand, or action, of any kind, related to the collection, handling, or shipping of samples. D.O.T. Hotline (800) 467-4922

180 BLUE RAVINE ROAD, SUITE B
FOLSOM, CA 95630-4719
(916) 985-1000 FAX (916) 985-1020

Page 1 of 1

Project Manager Alina Satkoski

Collected by: (Print and Sign) Alina Satkoski

Company MKC Email _____

Address 201 Waukesha city Madison State WI zip 53704

Phone 608 242 5200 Fax _____

Project Info:

P.O. # 107418

Project # _____

Project Name GRIS/SVE

Turn Around Time:

Normal

Rush

Pressurized by:

Date:

Pressurization Gas:

specify N₂ He

Lab I.D.	Field Sample I.D. (Location)	Can #	Date of Collection	Time of Collection	Analyses Requested	Canister Pressure/Vacuum		
						Initial	Final	Receipt (psi)
01A	EFFluent	36375	9/9/10	1130	TD-15	-30	-9	
02A	Combined InFluent	34617	9/9/10	1135	TD-15	-30	-7	
03A	SVE InFluent	14509	9/9/10	930	TD-15	-30	-2	

Relinquished by: (signature) _____ Date/Time _____

Received by: (signature) _____ Date/Time _____

Notes:

Report to Alina Satkoski + Arady Stehn

Relinquished by: (signature) _____ Date/Time _____

Received by: (signature) _____ Date/Time _____

Relinquished by: (signature) _____ Date/Time _____

Received by: (signature) _____ Date/Time _____

Lab Use Only	Shipper Name	Air Bill #	Temp (°C)	Condition	Custody Seals Intact?	Work Order #
	URS		N/A	Good	Yes No <input checked="" type="radio"/> None	1609434

10/28/2016

Ms. Alina Satkoski
Madison-Kipp Corporation
201 Waubesa Street

Madison WI 53704

Project Name: GETS/SVE

Project #:

Workorder #: 1610352

Dear Ms. Alina Satkoski

The following report includes the data for the above referenced project for sample(s) received on 10/17/2016 at Air Toxics Ltd.

The data and associated QC analyzed by TO-15 are compliant with the project requirements or laboratory criteria with the exception of the deviations noted in the attached case narrative.

Thank you for choosing Eurofins Air Toxics Inc. for your air analysis needs. Eurofins Air Toxics Inc. is committed to providing accurate data of the highest quality. Please feel free the Project Manager: Ausha Scott at 916-985-1000 if you have any questions regarding the data in this report.

Regards,



Ausha Scott

Project Manager

WORK ORDER #: 1610352

Work Order Summary

CLIENT:	Ms. Alina Satkoski Madison-Kipp Corporation 201 Waubesa Street Madison, WI 53704	BILL TO:	Ms. Alina Satkoski Madison-Kipp Corporation 201 Waubesa Street Madison, WI 53704
PHONE:	608-244-3511	P.O. #	107418
FAX:		PROJECT #	GETS/SVE
DATE RECEIVED:	10/17/2016	CONTACT:	Ausha Scott
DATE COMPLETED:	10/28/2016		

<u>FRACTION #</u>	<u>NAME</u>	<u>TEST</u>	<u>RECEIPT VAC./PRES.</u>	<u>FINAL PRESSURE</u>
01A	Effluent	TO-15	6.5 "Hg	15.1 psi
02A	Influent	TO-15	7.3 "Hg	15 psi
03A	Lab Blank	TO-15	NA	NA
04A	CCV	TO-15	NA	NA
05A	LCS	TO-15	NA	NA
05AA	LCSD	TO-15	NA	NA

CERTIFIED BY: 

 Technical Director

DATE: 10/28/16

Certification numbers: AZ Licensure AZ0775, NJ NELAP - CA016, NY NELAP - 11291,
 TX NELAP - T104704434-15-9, UT NELAP CA0093332015-6, VA NELAP - 8113, WA NELAP - C935
 Name of Accreditation Body: NELAP/ORELAP (Oregon Environmental Laboratory Accreditation Program)
 Accreditation number: CA300005, Effective date: 10/18/2015, Expiration date: 10/17/2016.

Eurofins Air Toxics Inc. certifies that the test results contained in this report meet all requirements of the NELAC standards

This report shall not be reproduced, except in full, without the written approval of Eurofins Air Toxics, Inc.

180 BLUE RAVINE ROAD, SUITE B FOLSOM, CA - 95630
 (916) 985-1000 . (800) 985-5955 . FAX (916) 985-1020

LABORATORY NARRATIVE
EPA Method TO-15
Madison-Kipp Corporation
Workorder# 1610352

Two 1 Liter Silco Canister samples were received on October 17, 2016. The laboratory performed analysis via EPA Method TO-15 using GC/MS in the full scan mode.

This workorder was independently validated prior to submittal using 'USEPA National Functional Guidelines' as generally applied to the analysis of volatile organic compounds in air. A rules-based, logic driven, independent validation engine was employed to assess completeness, evaluate pass/fail of relevant project quality control requirements and verification of all quantified amounts.

Receiving Notes

There were no receiving discrepancies.

Analytical Notes

Dilution was performed on sample Influent due to the presence of high level target species.

All Quality Control Limit exceedances and affected sample results are noted by flags. Each flag is defined at the bottom of this Case Narrative and on each Sample Result Summary page.

Definition of Data Qualifying Flags

Eight qualifiers may have been used on the data analysis sheets and indicates as follows:

B - Compound present in laboratory blank greater than reporting limit (background subtraction not performed).

J - Estimated value.

E - Exceeds instrument calibration range.

S - Saturated peak.

Q - Exceeds quality control limits.

U - Compound analyzed for but not detected above the reporting limit, LOD, or MDL value. See data page for project specific U-flag definition.

UJ- Non-detected compound associated with low bias in the CCV

N - The identification is based on presumptive evidence.

File extensions may have been used on the data analysis sheets and indicates as follows:

a-File was requantified

b-File was quantified by a second column and detector

r1-File was requantified for the purpose of reissue

**Summary of Detected Compounds
EPA METHOD TO-15 GC/MS FULL SCAN**

Client Sample ID: Effluent

Lab ID#: 1610352-01A

Compound	Rpt. Limit (ppbv)	Amount (ppbv)	Rpt. Limit (ug/m3)	Amount (ug/m3)
cis-1,2-Dichloroethene	1.3	160	5.1	620
Trichloroethene	1.3	35	7.0	190
Toluene	1.3	4.0	4.9	15
Tetrachloroethene	1.3	350	8.8	2400
m,p-Xylene	1.3	1.8	5.6	8.0

Client Sample ID: Influent

Lab ID#: 1610352-02A

Compound	Rpt. Limit (ppbv)	Amount (ppbv)	Rpt. Limit (ug/m3)	Amount (ug/m3)
cis-1,2-Dichloroethene	2.7	230	10	910
Trichloroethene	2.7	130	14	720
Tetrachloroethene	2.7	1000	18	7000



Air Toxics

Client Sample ID: Effluent

Lab ID#: 1610352-01A

EPA METHOD TO-15 GC/MS FULL SCAN

File Name:	p102615	Date of Collection:	10/10/16 1:50:00 PM
Dil. Factor:	2.59	Date of Analysis:	10/26/16 10:04 PM

Compound	Rpt. Limit (ppbv)	Amount (ppbv)	Rpt. Limit (ug/m3)	Amount (ug/m3)
Freon 12	1.3	Not Detected	6.4	Not Detected
Freon 114	1.3	Not Detected	9.0	Not Detected
Chloromethane	13	Not Detected	27	Not Detected
Vinyl Chloride	1.3	Not Detected	3.3	Not Detected
Bromomethane	13	Not Detected	50	Not Detected
Chloroethane	5.2	Not Detected UJ	14	Not Detected UJ
Freon 11	1.3	Not Detected	7.3	Not Detected
Freon 113	1.3	Not Detected	9.9	Not Detected
1,1-Dichloroethene	1.3	Not Detected	5.1	Not Detected
Methylene Chloride	13	Not Detected UJ	45	Not Detected UJ
Methyl tert-butyl ether	5.2	Not Detected	19	Not Detected
1,1-Dichloroethane	1.3	Not Detected	5.2	Not Detected
cis-1,2-Dichloroethene	1.3	160	5.1	620
Chloroform	1.3	Not Detected	6.3	Not Detected
1,1,1-Trichloroethane	1.3	Not Detected	7.1	Not Detected
Carbon Tetrachloride	1.3	Not Detected	8.1	Not Detected
Benzene	1.3	Not Detected	4.1	Not Detected
1,2-Dichloroethane	1.3	Not Detected	5.2	Not Detected
Trichloroethene	1.3	35	7.0	190
1,2-Dichloropropane	1.3	Not Detected	6.0	Not Detected
cis-1,3-Dichloropropene	1.3	Not Detected	5.9	Not Detected
Toluene	1.3	4.0	4.9	15
trans-1,3-Dichloropropene	1.3	Not Detected	5.9	Not Detected
1,1,2-Trichloroethane	1.3	Not Detected	7.1	Not Detected
Tetrachloroethene	1.3	350	8.8	2400
1,2-Dibromoethane (EDB)	1.3	Not Detected	10	Not Detected
Chlorobenzene	1.3	Not Detected	6.0	Not Detected
Ethyl Benzene	1.3	Not Detected	5.6	Not Detected
m,p-Xylene	1.3	1.8	5.6	8.0
o-Xylene	1.3	Not Detected	5.6	Not Detected
Styrene	1.3	Not Detected	5.5	Not Detected
1,1,2,2-Tetrachloroethane	1.3	Not Detected	8.9	Not Detected
1,3,5-Trimethylbenzene	1.3	Not Detected	6.4	Not Detected
1,2,4-Trimethylbenzene	1.3	Not Detected	6.4	Not Detected
1,3-Dichlorobenzene	1.3	Not Detected	7.8	Not Detected
1,4-Dichlorobenzene	1.3	Not Detected	7.8	Not Detected
alpha-Chlorotoluene	1.3	Not Detected	6.7	Not Detected
1,2-Dichlorobenzene	1.3	Not Detected	7.8	Not Detected
1,2,4-Trichlorobenzene	5.2	Not Detected	38	Not Detected
Hexachlorobutadiene	5.2	Not Detected	55	Not Detected



Air Toxics

Client Sample ID: Effluent

Lab ID#: 1610352-01A

EPA METHOD TO-15 GC/MS FULL SCAN

File Name:	p102615	Date of Collection: 10/10/16 1:50:00 PM
Dil. Factor:	2.59	Date of Analysis: 10/26/16 10:04 PM

UJ = Analyte associated with low bias in the CCV.

Container Type: 1 Liter Silco Canister

Surrogates	%Recovery	Method Limits
Toluene-d8	92	70-130
1,2-Dichloroethane-d4	80	70-130
4-Bromofluorobenzene	107	70-130



Air Toxics

Client Sample ID: Influent

Lab ID#: 1610352-02A

EPA METHOD TO-15 GC/MS FULL SCAN

File Name:	p102616	Date of Collection:	10/10/16 1:45:00 PM
Dil. Factor:	5.34	Date of Analysis:	10/26/16 10:28 PM

Compound	Rpt. Limit (ppbv)	Amount (ppbv)	Rpt. Limit (ug/m3)	Amount (ug/m3)
Freon 12	2.7	Not Detected	13	Not Detected
Freon 114	2.7	Not Detected	19	Not Detected
Chloromethane	27	Not Detected	55	Not Detected
Vinyl Chloride	2.7	Not Detected	6.8	Not Detected
Bromomethane	27	Not Detected	100	Not Detected
Chloroethane	11	Not Detected UJ	28	Not Detected UJ
Freon 11	2.7	Not Detected	15	Not Detected
Freon 113	2.7	Not Detected	20	Not Detected
1,1-Dichloroethene	2.7	Not Detected	10	Not Detected
Methylene Chloride	27	Not Detected UJ	93	Not Detected UJ
Methyl tert-butyl ether	11	Not Detected	38	Not Detected
1,1-Dichloroethane	2.7	Not Detected	11	Not Detected
cis-1,2-Dichloroethene	2.7	230	10	910
Chloroform	2.7	Not Detected	13	Not Detected
1,1,1-Trichloroethane	2.7	Not Detected	14	Not Detected
Carbon Tetrachloride	2.7	Not Detected	17	Not Detected
Benzene	2.7	Not Detected	8.5	Not Detected
1,2-Dichloroethane	2.7	Not Detected	11	Not Detected
Trichloroethene	2.7	130	14	720
1,2-Dichloropropane	2.7	Not Detected	12	Not Detected
cis-1,3-Dichloropropene	2.7	Not Detected	12	Not Detected
Toluene	2.7	Not Detected	10	Not Detected
trans-1,3-Dichloropropene	2.7	Not Detected	12	Not Detected
1,1,2-Trichloroethane	2.7	Not Detected	14	Not Detected
Tetrachloroethene	2.7	1000	18	7000
1,2-Dibromoethane (EDB)	2.7	Not Detected	20	Not Detected
Chlorobenzene	2.7	Not Detected	12	Not Detected
Ethyl Benzene	2.7	Not Detected	12	Not Detected
m,p-Xylene	2.7	Not Detected	12	Not Detected
o-Xylene	2.7	Not Detected	12	Not Detected
Styrene	2.7	Not Detected	11	Not Detected
1,1,2,2-Tetrachloroethane	2.7	Not Detected	18	Not Detected
1,3,5-Trimethylbenzene	2.7	Not Detected	13	Not Detected
1,2,4-Trimethylbenzene	2.7	Not Detected	13	Not Detected
1,3-Dichlorobenzene	2.7	Not Detected	16	Not Detected
1,4-Dichlorobenzene	2.7	Not Detected	16	Not Detected
alpha-Chlorotoluene	2.7	Not Detected	14	Not Detected
1,2-Dichlorobenzene	2.7	Not Detected	16	Not Detected
1,2,4-Trichlorobenzene	11	Not Detected	79	Not Detected
Hexachlorobutadiene	11	Not Detected	110	Not Detected



Air Toxics

Client Sample ID: Influent

Lab ID#: 1610352-02A

EPA METHOD TO-15 GC/MS FULL SCAN

File Name:	p102616	Date of Collection:	10/10/16 1:45:00 PM
Dil. Factor:	5.34	Date of Analysis:	10/26/16 10:28 PM

UJ = Analyte associated with low bias in the CCV.

Container Type: 1 Liter Silco Canister

Surrogates	%Recovery	Method Limits
Toluene-d8	91	70-130
1,2-Dichloroethane-d4	78	70-130
4-Bromofluorobenzene	103	70-130



Air Toxics

Client Sample ID: Lab Blank

Lab ID#: 1610352-03A

EPA METHOD TO-15 GC/MS FULL SCAN

File Name:	p102605	Date of Collection:	NA
Dil. Factor:	1.00	Date of Analysis:	10/26/16 01:46 PM

Compound	Rpt. Limit (ppbv)	Amount (ppbv)	Rpt. Limit (ug/m3)	Amount (ug/m3)
Freon 12	0.50	Not Detected	2.5	Not Detected
Freon 114	0.50	Not Detected	3.5	Not Detected
Chloromethane	5.0	Not Detected	10	Not Detected
Vinyl Chloride	0.50	Not Detected	1.3	Not Detected
Bromomethane	5.0	Not Detected	19	Not Detected
Chloroethane	2.0	Not Detected UJ	5.3	Not Detected UJ
Freon 11	0.50	Not Detected	2.8	Not Detected
Freon 113	0.50	Not Detected	3.8	Not Detected
1,1-Dichloroethene	0.50	Not Detected	2.0	Not Detected
Methylene Chloride	5.0	Not Detected UJ	17	Not Detected UJ
Methyl tert-butyl ether	2.0	Not Detected	7.2	Not Detected
1,1-Dichloroethane	0.50	Not Detected	2.0	Not Detected
cis-1,2-Dichloroethene	0.50	Not Detected	2.0	Not Detected
Chloroform	0.50	Not Detected	2.4	Not Detected
1,1,1-Trichloroethane	0.50	Not Detected	2.7	Not Detected
Carbon Tetrachloride	0.50	Not Detected	3.1	Not Detected
Benzene	0.50	Not Detected	1.6	Not Detected
1,2-Dichloroethane	0.50	Not Detected	2.0	Not Detected
Trichloroethene	0.50	Not Detected	2.7	Not Detected
1,2-Dichloropropane	0.50	Not Detected	2.3	Not Detected
cis-1,3-Dichloropropene	0.50	Not Detected	2.3	Not Detected
Toluene	0.50	Not Detected	1.9	Not Detected
trans-1,3-Dichloropropene	0.50	Not Detected	2.3	Not Detected
1,1,2-Trichloroethane	0.50	Not Detected	2.7	Not Detected
Tetrachloroethene	0.50	Not Detected	3.4	Not Detected
1,2-Dibromoethane (EDB)	0.50	Not Detected	3.8	Not Detected
Chlorobenzene	0.50	Not Detected	2.3	Not Detected
Ethyl Benzene	0.50	Not Detected	2.2	Not Detected
m,p-Xylene	0.50	Not Detected	2.2	Not Detected
o-Xylene	0.50	Not Detected	2.2	Not Detected
Styrene	0.50	Not Detected	2.1	Not Detected
1,1,2,2-Tetrachloroethane	0.50	Not Detected	3.4	Not Detected
1,3,5-Trimethylbenzene	0.50	Not Detected	2.4	Not Detected
1,2,4-Trimethylbenzene	0.50	Not Detected	2.4	Not Detected
1,3-Dichlorobenzene	0.50	Not Detected	3.0	Not Detected
1,4-Dichlorobenzene	0.50	Not Detected	3.0	Not Detected
alpha-Chlorotoluene	0.50	Not Detected	2.6	Not Detected
1,2-Dichlorobenzene	0.50	Not Detected	3.0	Not Detected
1,2,4-Trichlorobenzene	2.0	Not Detected	15	Not Detected
Hexachlorobutadiene	2.0	Not Detected	21	Not Detected



Air Toxics

Client Sample ID: Lab Blank

Lab ID#: 1610352-03A

EPA METHOD TO-15 GC/MS FULL SCAN

File Name:	p102605	Date of Collection: NA
Dil. Factor:	1.00	Date of Analysis: 10/26/16 01:46 PM

UJ = Analyte associated with low bias in the CCV.

Container Type: NA - Not Applicable

Surrogates	%Recovery	Method Limits
Toluene-d8	90	70-130
1,2-Dichloroethane-d4	85	70-130
4-Bromofluorobenzene	105	70-130

Client Sample ID: CCV

Lab ID#: 1610352-04A

EPA METHOD TO-15 GC/MS FULL SCAN

File Name:	p102602	Date of Collection: NA
Dil. Factor:	1.00	Date of Analysis: 10/26/16 11:52 AM

Compound	%Recovery
Freon 12	80
Freon 114	94
Chloromethane	79
Vinyl Chloride	72
Bromomethane	75
Chloroethane	69 Q
Freon 11	81
Freon 113	90
1,1-Dichloroethene	76
Methylene Chloride	68 Q
Methyl tert-butyl ether	74
1,1-Dichloroethane	70
cis-1,2-Dichloroethene	86
Chloroform	78
1,1,1-Trichloroethane	85
Carbon Tetrachloride	86
Benzene	81
1,2-Dichloroethane	91
Trichloroethene	81
1,2-Dichloropropane	82
cis-1,3-Dichloropropene	81
Toluene	88
trans-1,3-Dichloropropene	85
1,1,2-Trichloroethane	88
Tetrachloroethene	101
1,2-Dibromoethane (EDB)	93
Chlorobenzene	95
Ethyl Benzene	92
m,p-Xylene	94
o-Xylene	92
Styrene	94
1,1,2,2-Tetrachloroethane	100
1,3,5-Trimethylbenzene	105
1,2,4-Trimethylbenzene	103
1,3-Dichlorobenzene	110
1,4-Dichlorobenzene	110
alpha-Chlorotoluene	87
1,2-Dichlorobenzene	105
1,2,4-Trichlorobenzene	105
Hexachlorobutadiene	112



Air Toxics

Client Sample ID: CCV

Lab ID#: 1610352-04A

EPA METHOD TO-15 GC/MS FULL SCAN

File Name:	p102602	Date of Collection: NA
Dil. Factor:	1.00	Date of Analysis: 10/26/16 11:52 AM

Q = Exceeds Quality Control limits.

Container Type: NA - Not Applicable

Surrogates	%Recovery	Method Limits
Toluene-d8	95	70-130
1,2-Dichloroethane-d4	91	70-130
4-Bromofluorobenzene	110	70-130



Air Toxics

Client Sample ID: LCS

Lab ID#: 1610352-05A

EPA METHOD TO-15 GC/MS FULL SCAN

File Name:	p102603	Date of Collection: NA
Dil. Factor:	1.00	Date of Analysis: 10/26/16 12:17 PM

Compound	%Recovery	Method Limits
Freon 12	85	70-130
Freon 114	100	70-130
Chloromethane	83	70-130
Vinyl Chloride	73	70-130
Bromomethane	88	70-130
Chloroethane	74	70-130
Freon 11	86	70-130
Freon 113	92	70-130
1,1-Dichloroethene	81	70-130
Methylene Chloride	70	70-130
Methyl tert-butyl ether	77	70-130
1,1-Dichloroethane	72	70-130
cis-1,2-Dichloroethene	88	70-130
Chloroform	83	70-130
1,1,1-Trichloroethane	89	70-130
Carbon Tetrachloride	102	70-130
Benzene	82	70-130
1,2-Dichloroethane	87	70-130
Trichloroethene	83	70-130
1,2-Dichloropropane	83	70-130
cis-1,3-Dichloropropene	83	70-130
Toluene	88	70-130
trans-1,3-Dichloropropene	89	70-130
1,1,2-Trichloroethane	90	70-130
Tetrachloroethene	105	70-130
1,2-Dibromoethane (EDB)	99	70-130
Chlorobenzene	98	70-130
Ethyl Benzene	99	70-130
m,p-Xylene	99	70-130
o-Xylene	100	70-130
Styrene	105	70-130
1,1,2,2-Tetrachloroethane	104	70-130
1,3,5-Trimethylbenzene	113	70-130
1,2,4-Trimethylbenzene	110	70-130
1,3-Dichlorobenzene	113	70-130
1,4-Dichlorobenzene	117	70-130
alpha-Chlorotoluene	97	70-130
1,2-Dichlorobenzene	109	70-130
1,2,4-Trichlorobenzene	94	70-130
Hexachlorobutadiene	102	70-130

Container Type: NA - Not Applicable



Air Toxics

Client Sample ID: LCS

Lab ID#: 1610352-05A

EPA METHOD TO-15 GC/MS FULL SCAN

File Name:	p102603	Date of Collection: NA
Dil. Factor:	1.00	Date of Analysis: 10/26/16 12:17 PM

Surrogates	%Recovery	Method Limits
Toluene-d8	92	70-130
1,2-Dichloroethane-d4	89	70-130
4-Bromofluorobenzene	109	70-130



Air Toxics

Client Sample ID: LCSD

Lab ID#: 1610352-05AA

EPA METHOD TO-15 GC/MS FULL SCAN

File Name:	p102604	Date of Collection: NA
Dil. Factor:	1.00	Date of Analysis: 10/26/16 12:42 PM

Compound	%Recovery	Method Limits
Freon 12	85	70-130
Freon 114	100	70-130
Chloromethane	82	70-130
Vinyl Chloride	84	70-130
Bromomethane	90	70-130
Chloroethane	72	70-130
Freon 11	86	70-130
Freon 113	92	70-130
1,1-Dichloroethene	80	70-130
Methylene Chloride	70	70-130
Methyl tert-butyl ether	78	70-130
1,1-Dichloroethane	71	70-130
cis-1,2-Dichloroethene	82	70-130
Chloroform	82	70-130
1,1,1-Trichloroethane	89	70-130
Carbon Tetrachloride	102	70-130
Benzene	84	70-130
1,2-Dichloroethane	89	70-130
Trichloroethene	83	70-130
1,2-Dichloropropane	84	70-130
cis-1,3-Dichloropropene	84	70-130
Toluene	89	70-130
trans-1,3-Dichloropropene	91	70-130
1,1,2-Trichloroethane	90	70-130
Tetrachloroethene	109	70-130
1,2-Dibromoethane (EDB)	103	70-130
Chlorobenzene	101	70-130
Ethyl Benzene	102	70-130
m,p-Xylene	102	70-130
o-Xylene	105	70-130
Styrene	105	70-130
1,1,2,2-Tetrachloroethane	103	70-130
1,3,5-Trimethylbenzene	109	70-130
1,2,4-Trimethylbenzene	111	70-130
1,3-Dichlorobenzene	117	70-130
1,4-Dichlorobenzene	119	70-130
alpha-Chlorotoluene	97	70-130
1,2-Dichlorobenzene	114	70-130
1,2,4-Trichlorobenzene	111	70-130
Hexachlorobutadiene	116	70-130

Container Type: NA - Not Applicable



Air Toxics

Client Sample ID: LCSD

Lab ID#: 1610352-05AA

EPA METHOD TO-15 GC/MS FULL SCAN

File Name:	p102604	Date of Collection: NA
Dil. Factor:	1.00	Date of Analysis: 10/26/16 12:42 PM

Surrogates	%Recovery	Method Limits
Toluene-d8	92	70-130
1,2-Dichloroethane-d4	88	70-130
4-Bromofluorobenzene	112	70-130

11/28/2016

Ms. Alina Satkoski
Madison-Kipp Corporation
201 Waubesa Street

Madison WI 53704

Project Name: GETS/SVE

Project #:

Workorder #: 1611221

Dear Ms. Alina Satkoski

The following report includes the data for the above referenced project for sample(s) received on 11/11/2016 at Air Toxics Ltd.

The data and associated QC analyzed by TO-15 are compliant with the project requirements or laboratory criteria with the exception of the deviations noted in the attached case narrative.

Thank you for choosing Eurofins Air Toxics Inc. for your air analysis needs. Eurofins Air Toxics Inc. is committed to providing accurate data of the highest quality. Please feel free to contact the Project Manager: Ausha Scott at 916-985-1000 if you have any questions regarding the data in this report.

Regards,



Ausha Scott

Project Manager

WORK ORDER #: 1611221

Work Order Summary

CLIENT:	Ms. Alina Satkoski Madison-Kipp Corporation 201 Waubesa Street Madison, WI 53704	BILL TO:	Ms. Alina Satkoski Madison-Kipp Corporation 201 Waubesa Street Madison, WI 53704
PHONE:	608-244-3511	P.O. #	107418
FAX:		PROJECT #	GETS/SVE
DATE RECEIVED:	11/11/2016	CONTACT:	Ausha Scott
DATE COMPLETED:	11/28/2016		

<u>FRACTION #</u>	<u>NAME</u>	<u>TEST</u>	<u>RECEIPT VAC./PRES.</u>	<u>FINAL PRESSURE</u>
01A	Effluent	TO-15	4.5 "Hg	15.2 psi
02A	Influent	TO-15	4.9 "Hg	15 psi
03A	Lab Blank	TO-15	NA	NA
04A	CCV	TO-15	NA	NA
05A	LCS	TO-15	NA	NA
05AA	LCSD	TO-15	NA	NA

CERTIFIED BY: 

 Technical Director

DATE: 11/28/16

Certification numbers: AZ Licensure AZ0775, NJ NELAP - CA016, NY NELAP - 11291,
 TX NELAP - T104704434-15-9, UT NELAP CA0093332015-6, VA NELAP - 8113, WA NELAP - C935
 Name of Accreditation Body: NELAP/ORELAP (Oregon Environmental Laboratory Accreditation Program)
 Accreditation number: CA300005, Effective date: 10/18/2015, Expiration date: 10/17/2016.

Eurofins Air Toxics Inc. certifies that the test results contained in this report meet all requirements of the NELAC standards

This report shall not be reproduced, except in full, without the written approval of Eurofins Air Toxics, Inc.

180 BLUE RAVINE ROAD, SUITE B FOLSOM, CA - 95630
 (916) 985-1000 . (800) 985-5955 . FAX (916) 985-1020

LABORATORY NARRATIVE
EPA Method TO-15
Madison-Kipp Corporation
Workorder# 1611221

Two 1 Liter Silco Canister samples were received on November 11, 2016. The laboratory performed analysis via EPA Method TO-15 using GC/MS in the full scan mode.

This workorder was independently validated prior to submittal using 'USEPA National Functional Guidelines' as generally applied to the analysis of volatile organic compounds in air. A rules-based, logic driven, independent validation engine was employed to assess completeness, evaluate pass/fail of relevant project quality control requirements and verification of all quantified amounts.

Receiving Notes

Sample collection date was not provided on the Chain of Custody (COC) for samples Effluent and Influent. The sampling date was taken from the tag.

Analytical Notes

Dilution was performed on samples Effluent and Influent due to the presence of high level target species.

Definition of Data Qualifying Flags

Eight qualifiers may have been used on the data analysis sheets and indicates as follows:

B - Compound present in laboratory blank greater than reporting limit (background subtraction not performed).

J - Estimated value.

E - Exceeds instrument calibration range.

S - Saturated peak.

Q - Exceeds quality control limits.

U - Compound analyzed for but not detected above the reporting limit, LOD, or MDL value. See data page for project specific U-flag definition.

UJ- Non-detected compound associated with low bias in the CCV

N - The identification is based on presumptive evidence.

File extensions may have been used on the data analysis sheets and indicates as follows:

a-File was requantified

b-File was quantified by a second column and detector

r1-File was requantified for the purpose of reissue

**Summary of Detected Compounds
EPA METHOD TO-15 GC/MS FULL SCAN**

Client Sample ID: Effluent

Lab ID#: 1611221-01A

Compound	Rpt. Limit (ppbv)	Amount (ppbv)	Rpt. Limit (ug/m3)	Amount (ug/m3)
cis-1,2-Dichloroethene	2.4	710	9.5	2800
Trichloroethene	2.4	110	13	600
Toluene	2.4	6.5	9.0	25
Tetrachloroethene	2.4	150	16	1000
m,p-Xylene	2.4	6.8	10	30

Client Sample ID: Influent

Lab ID#: 1611221-02A

Compound	Rpt. Limit (ppbv)	Amount (ppbv)	Rpt. Limit (ug/m3)	Amount (ug/m3)
cis-1,2-Dichloroethene	12	570	48	2300
Trichloroethene	12	470	65	2500
Toluene	12	13	45	50
Tetrachloroethene	12	3100	82	21000



Air Toxics

Client Sample ID: Effluent

Lab ID#: 1611221-01A

EPA METHOD TO-15 GC/MS FULL SCAN

File Name:	17111610	Date of Collection:	11/7/16
Dil. Factor:	4.78	Date of Analysis:	11/16/16 02:52 PM

Compound	Rpt. Limit (ppbv)	Amount (ppbv)	Rpt. Limit (ug/m3)	Amount (ug/m3)
Freon 12	2.4	Not Detected	12	Not Detected
Freon 114	2.4	Not Detected	17	Not Detected
Chloromethane	24	Not Detected	49	Not Detected
Vinyl Chloride	2.4	Not Detected	6.1	Not Detected
Bromomethane	24	Not Detected	93	Not Detected
Chloroethane	9.6	Not Detected	25	Not Detected
Freon 11	2.4	Not Detected	13	Not Detected
Freon 113	2.4	Not Detected	18	Not Detected
1,1-Dichloroethene	2.4	Not Detected	9.5	Not Detected
Methylene Chloride	24	Not Detected	83	Not Detected
Methyl tert-butyl ether	9.6	Not Detected	34	Not Detected
1,1-Dichloroethane	2.4	Not Detected	9.7	Not Detected
cis-1,2-Dichloroethene	2.4	710	9.5	2800
Chloroform	2.4	Not Detected	12	Not Detected
1,1,1-Trichloroethane	2.4	Not Detected	13	Not Detected
Carbon Tetrachloride	2.4	Not Detected	15	Not Detected
Benzene	2.4	Not Detected	7.6	Not Detected
1,2-Dichloroethane	2.4	Not Detected	9.7	Not Detected
Trichloroethene	2.4	110	13	600
1,2-Dichloropropane	2.4	Not Detected	11	Not Detected
cis-1,3-Dichloropropene	2.4	Not Detected	11	Not Detected
Toluene	2.4	6.5	9.0	25
trans-1,3-Dichloropropene	2.4	Not Detected	11	Not Detected
1,1,2-Trichloroethane	2.4	Not Detected	13	Not Detected
Tetrachloroethene	2.4	150	16	1000
1,2-Dibromoethane (EDB)	2.4	Not Detected	18	Not Detected
Chlorobenzene	2.4	Not Detected	11	Not Detected
Ethyl Benzene	2.4	Not Detected	10	Not Detected
m,p-Xylene	2.4	6.8	10	30
o-Xylene	2.4	Not Detected	10	Not Detected
Styrene	2.4	Not Detected	10	Not Detected
1,1,2,2-Tetrachloroethane	2.4	Not Detected	16	Not Detected
1,3,5-Trimethylbenzene	2.4	Not Detected	12	Not Detected
1,2,4-Trimethylbenzene	2.4	Not Detected	12	Not Detected
1,3-Dichlorobenzene	2.4	Not Detected	14	Not Detected
1,4-Dichlorobenzene	2.4	Not Detected	14	Not Detected
alpha-Chlorotoluene	2.4	Not Detected	12	Not Detected
1,2-Dichlorobenzene	2.4	Not Detected	14	Not Detected
1,2,4-Trichlorobenzene	9.6	Not Detected	71	Not Detected
Hexachlorobutadiene	9.6	Not Detected	100	Not Detected

Container Type: 1 Liter Silco Canister



Air Toxics

Client Sample ID: Effluent

Lab ID#: 1611221-01A

EPA METHOD TO-15 GC/MS FULL SCAN

File Name:	17111610	Date of Collection:	11/7/16
Dil. Factor:	4.78	Date of Analysis:	11/16/16 02:52 PM

Surrogates	%Recovery	Method Limits
Toluene-d8	101	70-130
1,2-Dichloroethane-d4	95	70-130
4-Bromofluorobenzene	104	70-130



Air Toxics

Client Sample ID: Influent

Lab ID#: 1611221-02A

EPA METHOD TO-15 GC/MS FULL SCAN

File Name:	17111611	Date of Collection:	11/7/16
Dil. Factor:	24.1	Date of Analysis:	11/16/16 03:17 PM

Compound	Rpt. Limit (ppbv)	Amount (ppbv)	Rpt. Limit (ug/m3)	Amount (ug/m3)
Freon 12	12	Not Detected	60	Not Detected
Freon 114	12	Not Detected	84	Not Detected
Chloromethane	120	Not Detected	250	Not Detected
Vinyl Chloride	12	Not Detected	31	Not Detected
Bromomethane	120	Not Detected	470	Not Detected
Chloroethane	48	Not Detected	130	Not Detected
Freon 11	12	Not Detected	68	Not Detected
Freon 113	12	Not Detected	92	Not Detected
1,1-Dichloroethene	12	Not Detected	48	Not Detected
Methylene Chloride	120	Not Detected	420	Not Detected
Methyl tert-butyl ether	48	Not Detected	170	Not Detected
1,1-Dichloroethane	12	Not Detected	49	Not Detected
cis-1,2-Dichloroethene	12	570	48	2300
Chloroform	12	Not Detected	59	Not Detected
1,1,1-Trichloroethane	12	Not Detected	66	Not Detected
Carbon Tetrachloride	12	Not Detected	76	Not Detected
Benzene	12	Not Detected	38	Not Detected
1,2-Dichloroethane	12	Not Detected	49	Not Detected
Trichloroethene	12	470	65	2500
1,2-Dichloropropane	12	Not Detected	56	Not Detected
cis-1,3-Dichloropropene	12	Not Detected	55	Not Detected
Toluene	12	13	45	50
trans-1,3-Dichloropropene	12	Not Detected	55	Not Detected
1,1,2-Trichloroethane	12	Not Detected	66	Not Detected
Tetrachloroethene	12	3100	82	21000
1,2-Dibromoethane (EDB)	12	Not Detected	92	Not Detected
Chlorobenzene	12	Not Detected	55	Not Detected
Ethyl Benzene	12	Not Detected	52	Not Detected
m,p-Xylene	12	Not Detected	52	Not Detected
o-Xylene	12	Not Detected	52	Not Detected
Styrene	12	Not Detected	51	Not Detected
1,1,2,2-Tetrachloroethane	12	Not Detected	83	Not Detected
1,3,5-Trimethylbenzene	12	Not Detected	59	Not Detected
1,2,4-Trimethylbenzene	12	Not Detected	59	Not Detected
1,3-Dichlorobenzene	12	Not Detected	72	Not Detected
1,4-Dichlorobenzene	12	Not Detected	72	Not Detected
alpha-Chlorotoluene	12	Not Detected	62	Not Detected
1,2-Dichlorobenzene	12	Not Detected	72	Not Detected
1,2,4-Trichlorobenzene	48	Not Detected	360	Not Detected
Hexachlorobutadiene	48	Not Detected	510	Not Detected

Container Type: 1 Liter Silco Canister



Air Toxics

Client Sample ID: Influent

Lab ID#: 1611221-02A

EPA METHOD TO-15 GC/MS FULL SCAN

File Name:	17111611	Date of Collection:	11/7/16
Dil. Factor:	24.1	Date of Analysis:	11/16/16 03:17 PM

Surrogates	%Recovery	Method Limits
Toluene-d8	101	70-130
1,2-Dichloroethane-d4	94	70-130
4-Bromofluorobenzene	104	70-130



Air Toxics

Client Sample ID: Lab Blank

Lab ID#: 1611221-03A

EPA METHOD TO-15 GC/MS FULL SCAN

File Name:	17111605	Date of Collection:	NA
Dil. Factor:	1.00	Date of Analysis:	11/16/16 10:44 AM

Compound	Rpt. Limit (ppbv)	Amount (ppbv)	Rpt. Limit (ug/m3)	Amount (ug/m3)
Freon 12	0.50	Not Detected	2.5	Not Detected
Freon 114	0.50	Not Detected	3.5	Not Detected
Chloromethane	5.0	Not Detected	10	Not Detected
Vinyl Chloride	0.50	Not Detected	1.3	Not Detected
Bromomethane	5.0	Not Detected	19	Not Detected
Chloroethane	2.0	Not Detected	5.3	Not Detected
Freon 11	0.50	Not Detected	2.8	Not Detected
Freon 113	0.50	Not Detected	3.8	Not Detected
1,1-Dichloroethene	0.50	Not Detected	2.0	Not Detected
Methylene Chloride	5.0	Not Detected	17	Not Detected
Methyl tert-butyl ether	2.0	Not Detected	7.2	Not Detected
1,1-Dichloroethane	0.50	Not Detected	2.0	Not Detected
cis-1,2-Dichloroethene	0.50	Not Detected	2.0	Not Detected
Chloroform	0.50	Not Detected	2.4	Not Detected
1,1,1-Trichloroethane	0.50	Not Detected	2.7	Not Detected
Carbon Tetrachloride	0.50	Not Detected	3.1	Not Detected
Benzene	0.50	Not Detected	1.6	Not Detected
1,2-Dichloroethane	0.50	Not Detected	2.0	Not Detected
Trichloroethene	0.50	Not Detected	2.7	Not Detected
1,2-Dichloropropane	0.50	Not Detected	2.3	Not Detected
cis-1,3-Dichloropropene	0.50	Not Detected	2.3	Not Detected
Toluene	0.50	Not Detected	1.9	Not Detected
trans-1,3-Dichloropropene	0.50	Not Detected	2.3	Not Detected
1,1,2-Trichloroethane	0.50	Not Detected	2.7	Not Detected
Tetrachloroethene	0.50	Not Detected	3.4	Not Detected
1,2-Dibromoethane (EDB)	0.50	Not Detected	3.8	Not Detected
Chlorobenzene	0.50	Not Detected	2.3	Not Detected
Ethyl Benzene	0.50	Not Detected	2.2	Not Detected
m,p-Xylene	0.50	Not Detected	2.2	Not Detected
o-Xylene	0.50	Not Detected	2.2	Not Detected
Styrene	0.50	Not Detected	2.1	Not Detected
1,1,2,2-Tetrachloroethane	0.50	Not Detected	3.4	Not Detected
1,3,5-Trimethylbenzene	0.50	Not Detected	2.4	Not Detected
1,2,4-Trimethylbenzene	0.50	Not Detected	2.4	Not Detected
1,3-Dichlorobenzene	0.50	Not Detected	3.0	Not Detected
1,4-Dichlorobenzene	0.50	Not Detected	3.0	Not Detected
alpha-Chlorotoluene	0.50	Not Detected	2.6	Not Detected
1,2-Dichlorobenzene	0.50	Not Detected	3.0	Not Detected
1,2,4-Trichlorobenzene	2.0	Not Detected	15	Not Detected
Hexachlorobutadiene	2.0	Not Detected	21	Not Detected

Container Type: NA - Not Applicable



Air Toxics

Client Sample ID: Lab Blank

Lab ID#: 1611221-03A

EPA METHOD TO-15 GC/MS FULL SCAN

File Name:	17111605	Date of Collection: NA
Dil. Factor:	1.00	Date of Analysis: 11/16/16 10:44 AM

Surrogates	%Recovery	Method Limits
Toluene-d8	102	70-130
1,2-Dichloroethane-d4	97	70-130
4-Bromofluorobenzene	103	70-130



Air Toxics

Client Sample ID: CCV

Lab ID#: 1611221-04A

EPA METHOD TO-15 GC/MS FULL SCAN

File Name:	17111602	Date of Collection: NA
Dil. Factor:	1.00	Date of Analysis: 11/16/16 09:08 AM

Compound	%Recovery
Freon 12	98
Freon 114	100
Chloromethane	113
Vinyl Chloride	96
Bromomethane	101
Chloroethane	95
Freon 11	97
Freon 113	96
1,1-Dichloroethene	97
Methylene Chloride	93
Methyl tert-butyl ether	98
1,1-Dichloroethane	97
cis-1,2-Dichloroethene	104
Chloroform	98
1,1,1-Trichloroethane	97
Carbon Tetrachloride	98
Benzene	98
1,2-Dichloroethane	101
Trichloroethene	100
1,2-Dichloropropane	101
cis-1,3-Dichloropropene	100
Toluene	100
trans-1,3-Dichloropropene	99
1,1,2-Trichloroethane	95
Tetrachloroethene	97
1,2-Dibromoethane (EDB)	98
Chlorobenzene	94
Ethyl Benzene	96
m,p-Xylene	98
o-Xylene	100
Styrene	108
1,1,1,2-Tetrachloroethane	97
1,3,5-Trimethylbenzene	96
1,2,4-Trimethylbenzene	94
1,3-Dichlorobenzene	95
1,4-Dichlorobenzene	94
alpha-Chlorotoluene	100
1,2-Dichlorobenzene	93
1,2,4-Trichlorobenzene	90
Hexachlorobutadiene	89

Container Type: NA - Not Applicable



Air Toxics

Client Sample ID: CCV

Lab ID#: 1611221-04A

EPA METHOD TO-15 GC/MS FULL SCAN

File Name:	17111602	Date of Collection: NA
Dil. Factor:	1.00	Date of Analysis: 11/16/16 09:08 AM

Surrogates	%Recovery	Method Limits
Toluene-d8	100	70-130
1,2-Dichloroethane-d4	96	70-130
4-Bromofluorobenzene	103	70-130



Air Toxics

Client Sample ID: LCS

Lab ID#: 1611221-05A

EPA METHOD TO-15 GC/MS FULL SCAN

File Name:	17111603	Date of Collection: NA
Dil. Factor:	1.00	Date of Analysis: 11/16/16 09:45 AM

Compound	%Recovery	Method Limits
Freon 12	100	70-130
Freon 114	102	70-130
Chloromethane	126	70-130
Vinyl Chloride	100	70-130
Bromomethane	105	70-130
Chloroethane	101	70-130
Freon 11	100	70-130
Freon 113	96	70-130
1,1-Dichloroethene	97	70-130
Methylene Chloride	96	70-130
Methyl tert-butyl ether	99	70-130
1,1-Dichloroethane	96	70-130
cis-1,2-Dichloroethene	96	70-130
Chloroform	98	70-130
1,1,1-Trichloroethane	100	70-130
Carbon Tetrachloride	100	70-130
Benzene	100	70-130
1,2-Dichloroethane	101	70-130
Trichloroethene	102	70-130
1,2-Dichloropropane	102	70-130
cis-1,3-Dichloropropene	107	70-130
Toluene	101	70-130
trans-1,3-Dichloropropene	100	70-130
1,1,2-Trichloroethane	98	70-130
Tetrachloroethene	97	70-130
1,2-Dibromoethane (EDB)	100	70-130
Chlorobenzene	96	70-130
Ethyl Benzene	99	70-130
m,p-Xylene	99	70-130
o-Xylene	101	70-130
Styrene	111	70-130
1,1,2,2-Tetrachloroethane	98	70-130
1,3,5-Trimethylbenzene	97	70-130
1,2,4-Trimethylbenzene	98	70-130
1,3-Dichlorobenzene	96	70-130
1,4-Dichlorobenzene	96	70-130
alpha-Chlorotoluene	105	70-130
1,2-Dichlorobenzene	94	70-130
1,2,4-Trichlorobenzene	96	70-130
Hexachlorobutadiene	103	70-130

Container Type: NA - Not Applicable



Air Toxics

Client Sample ID: LCS

Lab ID#: 1611221-05A

EPA METHOD TO-15 GC/MS FULL SCAN

File Name:	17111603	Date of Collection: NA
Dil. Factor:	1.00	Date of Analysis: 11/16/16 09:45 AM

Surrogates	%Recovery	Method Limits
Toluene-d8	102	70-130
1,2-Dichloroethane-d4	100	70-130
4-Bromofluorobenzene	102	70-130



Air Toxics

Client Sample ID: LCSD

Lab ID#: 1611221-05AA

EPA METHOD TO-15 GC/MS FULL SCAN

File Name:	17111604	Date of Collection: NA
Dil. Factor:	1.00	Date of Analysis: 11/16/16 10:12 AM

Compound	%Recovery	Method Limits
Freon 12	100	70-130
Freon 114	101	70-130
Chloromethane	126	70-130
Vinyl Chloride	98	70-130
Bromomethane	103	70-130
Chloroethane	99	70-130
Freon 11	99	70-130
Freon 113	95	70-130
1,1-Dichloroethene	97	70-130
Methylene Chloride	96	70-130
Methyl tert-butyl ether	97	70-130
1,1-Dichloroethane	96	70-130
cis-1,2-Dichloroethene	94	70-130
Chloroform	98	70-130
1,1,1-Trichloroethane	99	70-130
Carbon Tetrachloride	99	70-130
Benzene	100	70-130
1,2-Dichloroethane	100	70-130
Trichloroethene	103	70-130
1,2-Dichloropropane	102	70-130
cis-1,3-Dichloropropene	108	70-130
Toluene	102	70-130
trans-1,3-Dichloropropene	101	70-130
1,1,2-Trichloroethane	97	70-130
Tetrachloroethene	98	70-130
1,2-Dibromoethane (EDB)	99	70-130
Chlorobenzene	95	70-130
Ethyl Benzene	99	70-130
m,p-Xylene	99	70-130
o-Xylene	102	70-130
Styrene	112	70-130
1,1,2,2-Tetrachloroethane	99	70-130
1,3,5-Trimethylbenzene	98	70-130
1,2,4-Trimethylbenzene	98	70-130
1,3-Dichlorobenzene	97	70-130
1,4-Dichlorobenzene	98	70-130
alpha-Chlorotoluene	106	70-130
1,2-Dichlorobenzene	96	70-130
1,2,4-Trichlorobenzene	98	70-130
Hexachlorobutadiene	106	70-130

Container Type: NA - Not Applicable



Air Toxics

Client Sample ID: LCSD

Lab ID#: 1611221-05AA

EPA METHOD TO-15 GC/MS FULL SCAN

File Name:	17111604	Date of Collection: NA
Dil. Factor:	1.00	Date of Analysis: 11/16/16 10:12 AM

Surrogates	%Recovery	Method Limits
Toluene-d8	102	70-130
1,2-Dichloroethane-d4	99	70-130
4-Bromofluorobenzene	104	70-130

12/22/2016

Ms. Alina Satkoski
Madison-Kipp Corporation
201 Waubesa Street

Madison WI 53704

Project Name: GETS/SYE

Project #:

Workorder #: 1612151

Dear Ms. Alina Satkoski

The following report includes the data for the above referenced project for sample(s) received on 12/12/2016 at Air Toxics Ltd.

The data and associated QC analyzed by TO-15 are compliant with the project requirements or laboratory criteria with the exception of the deviations noted in the attached case narrative.

Thank you for choosing Eurofins Air Toxics Inc. for your air analysis needs. Eurofins Air Toxics Inc. is committed to providing accurate data of the highest quality. Please feel free to contact the Project Manager: Ausha Scott at 916-985-1000 if you have any questions regarding the data in this report.

Regards,



Ausha Scott

Project Manager

WORK ORDER #: 1612151

Work Order Summary

CLIENT:	Ms. Alina Satkoski Madison-Kipp Corporation 201 Waubesa Street Madison, WI 53704	BILL TO:	Ms. Alina Satkoski Madison-Kipp Corporation 201 Waubesa Street Madison, WI 53704
PHONE:	608-244-3511	P.O. #	107418
FAX:		PROJECT #	GETS/SYE
DATE RECEIVED:	12/12/2016	CONTACT:	Ausha Scott
DATE COMPLETED:	12/22/2016		

<u>FRACTION #</u>	<u>NAME</u>	<u>TEST</u>	<u>RECEIPT VAC./PRES.</u>	<u>FINAL PRESSURE</u>
01A	Effluent	TO-15	0.8 "Hg	14.6 psi
02A	Influent	TO-15	3.5 "Hg	15 psi
03A	SVE Influent	TO-15	1.2 "Hg	14.6 psi
04A	Lab Blank	TO-15	NA	NA
05A	CCV	TO-15	NA	NA
06A	LCS	TO-15	NA	NA
06AA	LCSD	TO-15	NA	NA

CERTIFIED BY: 
 Technical Director

DATE: 12/22/16

Certification numbers: AZ Licensure AZ0775, NJ NELAP - CA016, NY NELAP - 11291,
 TX NELAP - T104704434-16-11, UT NELAP CA0093332016-7, VA NELAP - 8113, WA NELAP - C935
 Name of Accreditation Body: NELAP/ORELAP (Oregon Environmental Laboratory Accreditation Program)
 Accreditation number: CA300005, Effective date: 10/18/2016, Expiration date: 10/17/2017.

Eurofins Air Toxics Inc. certifies that the test results contained in this report meet all requirements of the NELAC standards

This report shall not be reproduced, except in full, without the written approval of Eurofins Air Toxics, Inc.

180 BLUE RAVINE ROAD, SUITE B FOLSOM, CA - 95630
 (916) 985-1000 . (800) 985-5955 . FAX (916) 985-1020

LABORATORY NARRATIVE
EPA Method TO-15
Madison-Kipp Corporation
Workorder# 1612151

Three 1 Liter Summa Canister samples were received on December 12, 2016. The laboratory performed analysis via EPA Method TO-15 using GC/MS in the full scan mode.

This workorder was independently validated prior to submittal using 'USEPA National Functional Guidelines' as generally applied to the analysis of volatile organic compounds in air. A rules-based, logic driven, independent validation engine was employed to assess completeness, evaluate pass/fail of relevant project quality control requirements and verification of all quantified amounts.

Receiving Notes

There were no receiving discrepancies.

Analytical Notes

Dilution was performed on samples Effluent and Influent due to the presence of high level target species.

Definition of Data Qualifying Flags

Eight qualifiers may have been used on the data analysis sheets and indicates as follows:

B - Compound present in laboratory blank greater than reporting limit (background subtraction not performed).

J - Estimated value.

E - Exceeds instrument calibration range.

S - Saturated peak.

Q - Exceeds quality control limits.

U - Compound analyzed for but not detected above the reporting limit, LOD, or MDL value. See data page for project specific U-flag definition.

UJ- Non-detected compound associated with low bias in the CCV

N - The identification is based on presumptive evidence.

File extensions may have been used on the data analysis sheets and indicates as follows:

a-File was requantified

b-File was quantified by a second column and detector

r1-File was requantified for the purpose of reissue

Summary of Detected Compounds EPA METHOD TO-15 GC/MS FULL SCAN

Client Sample ID: Effluent

Lab ID#: 1612151-01A

Compound	Rpt. Limit (ppbv)	Amount (ppbv)	Rpt. Limit (ug/m3)	Amount (ug/m3)
cis-1,2-Dichloroethene	2.0	500	8.1	2000
Trichloroethene	2.0	130	11	700
Toluene	2.0	3.5	7.7	13
Tetrachloroethene	2.0	230	14	1500
m,p-Xylene	2.0	2.0 J	8.9	8.8 J

Client Sample ID: Influent

Lab ID#: 1612151-02A

Compound	Rpt. Limit (ppbv)	Amount (ppbv)	Rpt. Limit (ug/m3)	Amount (ug/m3)
cis-1,2-Dichloroethene	5.7	640	22	2600
Trichloroethene	5.7	460	31	2400
Tetrachloroethene	5.7	1800	39	12000

Client Sample ID: SVE Influent

Lab ID#: 1612151-03A

Compound	Rpt. Limit (ppbv)	Amount (ppbv)	Rpt. Limit (ug/m3)	Amount (ug/m3)
cis-1,2-Dichloroethene	1.0	26	4.1	100
Trichloroethene	1.0	17	5.6	91
Toluene	1.0	1.4	3.9	5.2
Tetrachloroethene	1.0	41	7.0	280



Air Toxics

Client Sample ID: Effluent

Lab ID#: 1612151-01A

EPA METHOD TO-15 GC/MS FULL SCAN

File Name:	p121415	Date of Collection:	12/7/16 10:55:00 AM
Dil. Factor:	4.10	Date of Analysis:	12/14/16 09:58 PM

Compound	Rpt. Limit (ppbv)	Amount (ppbv)	Rpt. Limit (ug/m3)	Amount (ug/m3)
Freon 12	2.0	Not Detected	10	Not Detected
Freon 114	2.0	Not Detected	14	Not Detected
Chloromethane	20	Not Detected	42	Not Detected
Vinyl Chloride	2.0	Not Detected	5.2	Not Detected
Bromomethane	20	Not Detected	80	Not Detected
Chloroethane	8.2	Not Detected	22	Not Detected
Freon 11	2.0	Not Detected	12	Not Detected
Freon 113	2.0	Not Detected	16	Not Detected
1,1-Dichloroethene	2.0	Not Detected	8.1	Not Detected
Methylene Chloride	20	Not Detected	71	Not Detected
Methyl tert-butyl ether	8.2	Not Detected	30	Not Detected
1,1-Dichloroethane	2.0	Not Detected	8.3	Not Detected
cis-1,2-Dichloroethene	2.0	500	8.1	2000
Chloroform	2.0	Not Detected	10	Not Detected
1,1,1-Trichloroethane	2.0	Not Detected	11	Not Detected
Carbon Tetrachloride	2.0	Not Detected	13	Not Detected
Benzene	2.0	Not Detected	6.5	Not Detected
1,2-Dichloroethane	2.0	Not Detected	8.3	Not Detected
Trichloroethene	2.0	130	11	700
1,2-Dichloropropane	2.0	Not Detected	9.5	Not Detected
cis-1,3-Dichloropropene	2.0	Not Detected	9.3	Not Detected
Toluene	2.0	3.5	7.7	13
trans-1,3-Dichloropropene	2.0	Not Detected	9.3	Not Detected
1,1,2-Trichloroethane	2.0	Not Detected	11	Not Detected
Tetrachloroethene	2.0	230	14	1500
1,2-Dibromoethane (EDB)	2.0	Not Detected	16	Not Detected
Chlorobenzene	2.0	Not Detected	9.4	Not Detected
Ethyl Benzene	2.0	Not Detected	8.9	Not Detected
m,p-Xylene	2.0	2.0 J	8.9	8.8 J
o-Xylene	2.0	Not Detected	8.9	Not Detected
Styrene	2.0	Not Detected	8.7	Not Detected
1,1,2,2-Tetrachloroethane	2.0	Not Detected	14	Not Detected
1,3,5-Trimethylbenzene	2.0	Not Detected	10	Not Detected
1,2,4-Trimethylbenzene	2.0	Not Detected	10	Not Detected
1,3-Dichlorobenzene	2.0	Not Detected	12	Not Detected
1,4-Dichlorobenzene	2.0	Not Detected	12	Not Detected
alpha-Chlorotoluene	2.0	Not Detected	11	Not Detected
1,2-Dichlorobenzene	2.0	Not Detected	12	Not Detected
1,2,4-Trichlorobenzene	8.2	Not Detected	61	Not Detected
Hexachlorobutadiene	8.2	Not Detected	87	Not Detected



Air Toxics

Client Sample ID: Effluent

Lab ID#: 1612151-01A

EPA METHOD TO-15 GC/MS FULL SCAN

File Name:	p121415	Date of Collection:	12/7/16 10:55:00 AM
Dil. Factor:	4.10	Date of Analysis:	12/14/16 09:58 PM

J = Estimated value.

Container Type: 1 Liter Summa Canister

Surrogates	%Recovery	Method Limits
Toluene-d8	101	70-130
1,2-Dichloroethane-d4	98	70-130
4-Bromofluorobenzene	96	70-130



Air Toxics

Client Sample ID: Influent

Lab ID#: 1612151-02A

EPA METHOD TO-15 GC/MS FULL SCAN

File Name:	p121408	Date of Collection:	12/7/16 11:00:00 AM
Dil. Factor:	11.4	Date of Analysis:	12/14/16 06:48 PM

Compound	Rpt. Limit (ppbv)	Amount (ppbv)	Rpt. Limit (ug/m3)	Amount (ug/m3)
Freon 12	5.7	Not Detected	28	Not Detected
Freon 114	5.7	Not Detected	40	Not Detected
Chloromethane	57	Not Detected	120	Not Detected
Vinyl Chloride	5.7	Not Detected	14	Not Detected
Bromomethane	57	Not Detected	220	Not Detected
Chloroethane	23	Not Detected	60	Not Detected
Freon 11	5.7	Not Detected	32	Not Detected
Freon 113	5.7	Not Detected	44	Not Detected
1,1-Dichloroethene	5.7	Not Detected	23	Not Detected
Methylene Chloride	57	Not Detected	200	Not Detected
Methyl tert-butyl ether	23	Not Detected	82	Not Detected
1,1-Dichloroethane	5.7	Not Detected	23	Not Detected
cis-1,2-Dichloroethene	5.7	640	22	2600
Chloroform	5.7	Not Detected	28	Not Detected
1,1,1-Trichloroethane	5.7	Not Detected	31	Not Detected
Carbon Tetrachloride	5.7	Not Detected	36	Not Detected
Benzene	5.7	Not Detected	18	Not Detected
1,2-Dichloroethane	5.7	Not Detected	23	Not Detected
Trichloroethene	5.7	460	31	2400
1,2-Dichloropropane	5.7	Not Detected	26	Not Detected
cis-1,3-Dichloropropene	5.7	Not Detected	26	Not Detected
Toluene	5.7	Not Detected	21	Not Detected
trans-1,3-Dichloropropene	5.7	Not Detected	26	Not Detected
1,1,2-Trichloroethane	5.7	Not Detected	31	Not Detected
Tetrachloroethene	5.7	1800	39	12000
1,2-Dibromoethane (EDB)	5.7	Not Detected	44	Not Detected
Chlorobenzene	5.7	Not Detected	26	Not Detected
Ethyl Benzene	5.7	Not Detected	25	Not Detected
m,p-Xylene	5.7	Not Detected	25	Not Detected
o-Xylene	5.7	Not Detected	25	Not Detected
Styrene	5.7	Not Detected	24	Not Detected
1,1,2,2-Tetrachloroethane	5.7	Not Detected	39	Not Detected
1,3,5-Trimethylbenzene	5.7	Not Detected	28	Not Detected
1,2,4-Trimethylbenzene	5.7	Not Detected	28	Not Detected
1,3-Dichlorobenzene	5.7	Not Detected	34	Not Detected
1,4-Dichlorobenzene	5.7	Not Detected	34	Not Detected
alpha-Chlorotoluene	5.7	Not Detected	30	Not Detected
1,2-Dichlorobenzene	5.7	Not Detected	34	Not Detected
1,2,4-Trichlorobenzene	23	Not Detected	170	Not Detected
Hexachlorobutadiene	23	Not Detected	240	Not Detected

Container Type: 1 Liter Summa Canister



Air Toxics

Client Sample ID: Influent

Lab ID#: 1612151-02A

EPA METHOD TO-15 GC/MS FULL SCAN

File Name:	p121408	Date of Collection: 12/7/16 11:00:00 AM
Dil. Factor:	11.4	Date of Analysis: 12/14/16 06:48 PM

Surrogates	%Recovery	Method Limits
Toluene-d8	99	70-130
1,2-Dichloroethane-d4	97	70-130
4-Bromofluorobenzene	95	70-130



Air Toxics

Client Sample ID: SVE Influent

Lab ID#: 1612151-03A

EPA METHOD TO-15 GC/MS FULL SCAN

File Name:	p121416	Date of Collection:	12/7/16 11:10:00 AM
Dil. Factor:	2.08	Date of Analysis:	12/14/16 10:24 PM

Compound	Rpt. Limit (ppbv)	Amount (ppbv)	Rpt. Limit (ug/m3)	Amount (ug/m3)
Freon 12	1.0	Not Detected	5.1	Not Detected
Freon 114	1.0	Not Detected	7.3	Not Detected
Chloromethane	10	Not Detected	21	Not Detected
Vinyl Chloride	1.0	Not Detected	2.6	Not Detected
Bromomethane	10	Not Detected	40	Not Detected
Chloroethane	4.2	Not Detected	11	Not Detected
Freon 11	1.0	Not Detected	5.8	Not Detected
Freon 113	1.0	Not Detected	8.0	Not Detected
1,1-Dichloroethene	1.0	Not Detected	4.1	Not Detected
Methylene Chloride	10	Not Detected	36	Not Detected
Methyl tert-butyl ether	4.2	Not Detected	15	Not Detected
1,1-Dichloroethane	1.0	Not Detected	4.2	Not Detected
cis-1,2-Dichloroethene	1.0	26	4.1	100
Chloroform	1.0	Not Detected	5.1	Not Detected
1,1,1-Trichloroethane	1.0	Not Detected	5.7	Not Detected
Carbon Tetrachloride	1.0	Not Detected	6.5	Not Detected
Benzene	1.0	Not Detected	3.3	Not Detected
1,2-Dichloroethane	1.0	Not Detected	4.2	Not Detected
Trichloroethene	1.0	17	5.6	91
1,2-Dichloropropane	1.0	Not Detected	4.8	Not Detected
cis-1,3-Dichloropropene	1.0	Not Detected	4.7	Not Detected
Toluene	1.0	1.4	3.9	5.2
trans-1,3-Dichloropropene	1.0	Not Detected	4.7	Not Detected
1,1,2-Trichloroethane	1.0	Not Detected	5.7	Not Detected
Tetrachloroethene	1.0	41	7.0	280
1,2-Dibromoethane (EDB)	1.0	Not Detected	8.0	Not Detected
Chlorobenzene	1.0	Not Detected	4.8	Not Detected
Ethyl Benzene	1.0	Not Detected	4.5	Not Detected
m,p-Xylene	1.0	Not Detected	4.5	Not Detected
o-Xylene	1.0	Not Detected	4.5	Not Detected
Styrene	1.0	Not Detected	4.4	Not Detected
1,1,2,2-Tetrachloroethane	1.0	Not Detected	7.1	Not Detected
1,3,5-Trimethylbenzene	1.0	Not Detected	5.1	Not Detected
1,2,4-Trimethylbenzene	1.0	Not Detected	5.1	Not Detected
1,3-Dichlorobenzene	1.0	Not Detected	6.2	Not Detected
1,4-Dichlorobenzene	1.0	Not Detected	6.2	Not Detected
alpha-Chlorotoluene	1.0	Not Detected	5.4	Not Detected
1,2-Dichlorobenzene	1.0	Not Detected	6.2	Not Detected
1,2,4-Trichlorobenzene	4.2	Not Detected	31	Not Detected
Hexachlorobutadiene	4.2	Not Detected	44	Not Detected

Container Type: 1 Liter Summa Canister



Air Toxics

Client Sample ID: SVE Influent

Lab ID#: 1612151-03A

EPA METHOD TO-15 GC/MS FULL SCAN

File Name:	p121416	Date of Collection: 12/7/16 11:10:00 AM
Dil. Factor:	2.08	Date of Analysis: 12/14/16 10:24 PM

Surrogates	%Recovery	Method Limits
Toluene-d8	101	70-130
1,2-Dichloroethane-d4	95	70-130
4-Bromofluorobenzene	96	70-130



Air Toxics

Client Sample ID: Lab Blank

Lab ID#: 1612151-04A

EPA METHOD TO-15 GC/MS FULL SCAN

File Name:	p121405	Date of Collection:	NA
Dil. Factor:	1.00	Date of Analysis:	12/14/16 01:35 PM

Compound	Rpt. Limit (ppbv)	Amount (ppbv)	Rpt. Limit (ug/m3)	Amount (ug/m3)
Freon 12	0.50	Not Detected	2.5	Not Detected
Freon 114	0.50	Not Detected	3.5	Not Detected
Chloromethane	5.0	Not Detected	10	Not Detected
Vinyl Chloride	0.50	Not Detected	1.3	Not Detected
Bromomethane	5.0	Not Detected	19	Not Detected
Chloroethane	2.0	Not Detected	5.3	Not Detected
Freon 11	0.50	Not Detected	2.8	Not Detected
Freon 113	0.50	Not Detected	3.8	Not Detected
1,1-Dichloroethene	0.50	Not Detected	2.0	Not Detected
Methylene Chloride	5.0	Not Detected	17	Not Detected
Methyl tert-butyl ether	2.0	Not Detected	7.2	Not Detected
1,1-Dichloroethane	0.50	Not Detected	2.0	Not Detected
cis-1,2-Dichloroethene	0.50	Not Detected	2.0	Not Detected
Chloroform	0.50	Not Detected	2.4	Not Detected
1,1,1-Trichloroethane	0.50	Not Detected	2.7	Not Detected
Carbon Tetrachloride	0.50	Not Detected	3.1	Not Detected
Benzene	0.50	Not Detected	1.6	Not Detected
1,2-Dichloroethane	0.50	Not Detected	2.0	Not Detected
Trichloroethene	0.50	Not Detected	2.7	Not Detected
1,2-Dichloropropane	0.50	Not Detected	2.3	Not Detected
cis-1,3-Dichloropropene	0.50	Not Detected	2.3	Not Detected
Toluene	0.50	Not Detected	1.9	Not Detected
trans-1,3-Dichloropropene	0.50	Not Detected	2.3	Not Detected
1,1,2-Trichloroethane	0.50	Not Detected	2.7	Not Detected
Tetrachloroethene	0.50	Not Detected	3.4	Not Detected
1,2-Dibromoethane (EDB)	0.50	Not Detected	3.8	Not Detected
Chlorobenzene	0.50	Not Detected	2.3	Not Detected
Ethyl Benzene	0.50	Not Detected	2.2	Not Detected
m,p-Xylene	0.50	Not Detected	2.2	Not Detected
o-Xylene	0.50	Not Detected	2.2	Not Detected
Styrene	0.50	Not Detected	2.1	Not Detected
1,1,2,2-Tetrachloroethane	0.50	Not Detected	3.4	Not Detected
1,3,5-Trimethylbenzene	0.50	Not Detected	2.4	Not Detected
1,2,4-Trimethylbenzene	0.50	Not Detected	2.4	Not Detected
1,3-Dichlorobenzene	0.50	Not Detected	3.0	Not Detected
1,4-Dichlorobenzene	0.50	Not Detected	3.0	Not Detected
alpha-Chlorotoluene	0.50	Not Detected	2.6	Not Detected
1,2-Dichlorobenzene	0.50	Not Detected	3.0	Not Detected
1,2,4-Trichlorobenzene	2.0	Not Detected	15	Not Detected
Hexachlorobutadiene	2.0	Not Detected	21	Not Detected

Container Type: NA - Not Applicable

Client Sample ID: Lab Blank

Lab ID#: 1612151-04A

EPA METHOD TO-15 GC/MS FULL SCAN

File Name:	p121405	Date of Collection: NA
Dil. Factor:	1.00	Date of Analysis: 12/14/16 01:35 PM

Surrogates	%Recovery	Method Limits
Toluene-d8	101	70-130
1,2-Dichloroethane-d4	99	70-130
4-Bromofluorobenzene	98	70-130



Air Toxics

Client Sample ID: CCV

Lab ID#: 1612151-05A

EPA METHOD TO-15 GC/MS FULL SCAN

File Name:	p121402	Date of Collection: NA
Dil. Factor:	1.00	Date of Analysis: 12/14/16 11:05 AM

Compound	%Recovery
Freon 12	105
Freon 114	102
Chloromethane	101
Vinyl Chloride	116
Bromomethane	113
Chloroethane	100
Freon 11	100
Freon 113	100
1,1-Dichloroethene	105
Methylene Chloride	103
Methyl tert-butyl ether	102
1,1-Dichloroethane	103
cis-1,2-Dichloroethene	105
Chloroform	103
1,1,1-Trichloroethane	103
Carbon Tetrachloride	109
Benzene	101
1,2-Dichloroethane	103
Trichloroethene	102
1,2-Dichloropropane	100
cis-1,3-Dichloropropene	104
Toluene	101
trans-1,3-Dichloropropene	105
1,1,2-Trichloroethane	105
Tetrachloroethene	103
1,2-Dibromoethane (EDB)	104
Chlorobenzene	103
Ethyl Benzene	113
m,p-Xylene	114
o-Xylene	114
Styrene	117
1,1,2,2-Tetrachloroethane	104
1,3,5-Trimethylbenzene	115
1,2,4-Trimethylbenzene	113
1,3-Dichlorobenzene	106
1,4-Dichlorobenzene	107
alpha-Chlorotoluene	110
1,2-Dichlorobenzene	106
1,2,4-Trichlorobenzene	96
Hexachlorobutadiene	94

Container Type: NA - Not Applicable



Air Toxics

Client Sample ID: CCV

Lab ID#: 1612151-05A

EPA METHOD TO-15 GC/MS FULL SCAN

File Name:	p121402	Date of Collection:	NA
Dil. Factor:	1.00	Date of Analysis:	12/14/16 11:05 AM

Surrogates	%Recovery	Method Limits
Toluene-d8	102	70-130
1,2-Dichloroethane-d4	101	70-130
4-Bromofluorobenzene	103	70-130



Air Toxics

Client Sample ID: LCS

Lab ID#: 1612151-06A

EPA METHOD TO-15 GC/MS FULL SCAN

File Name:	p121403	Date of Collection: NA
Dil. Factor:	1.00	Date of Analysis: 12/14/16 11:47 AM

Compound	%Recovery	Method Limits
Freon 12	107	70-130
Freon 114	106	70-130
Chloromethane	105	70-130
Vinyl Chloride	122	70-130
Bromomethane	117	70-130
Chloroethane	106	70-130
Freon 11	102	70-130
Freon 113	100	70-130
1,1-Dichloroethene	106	70-130
Methylene Chloride	103	70-130
Methyl tert-butyl ether	103	70-130
1,1-Dichloroethane	104	70-130
cis-1,2-Dichloroethene	100	70-130
Chloroform	105	70-130
1,1,1-Trichloroethane	104	70-130
Carbon Tetrachloride	110	70-130
Benzene	103	70-130
1,2-Dichloroethane	103	70-130
Trichloroethene	107	70-130
1,2-Dichloropropane	104	70-130
cis-1,3-Dichloropropene	115	70-130
Toluene	103	70-130
trans-1,3-Dichloropropene	108	70-130
1,1,2-Trichloroethane	107	70-130
Tetrachloroethene	104	70-130
1,2-Dibromoethane (EDB)	107	70-130
Chlorobenzene	105	70-130
Ethyl Benzene	116	70-130
m,p-Xylene	117	70-130
o-Xylene	117	70-130
Styrene	122	70-130
1,1,2,2-Tetrachloroethane	105	70-130
1,3,5-Trimethylbenzene	116	70-130
1,2,4-Trimethylbenzene	116	70-130
1,3-Dichlorobenzene	107	70-130
1,4-Dichlorobenzene	109	70-130
alpha-Chlorotoluene	114	70-130
1,2-Dichlorobenzene	107	70-130
1,2,4-Trichlorobenzene	106	70-130
Hexachlorobutadiene	104	70-130

Container Type: NA - Not Applicable



Air Toxics

Client Sample ID: LCS

Lab ID#: 1612151-06A

EPA METHOD TO-15 GC/MS FULL SCAN

File Name:	p121403	Date of Collection:	NA
Dil. Factor:	1.00	Date of Analysis:	12/14/16 11:47 AM

Surrogates	%Recovery	Method Limits
Toluene-d8	101	70-130
1,2-Dichloroethane-d4	100	70-130
4-Bromofluorobenzene	102	70-130

Client Sample ID: LCSD

Lab ID#: 1612151-06AA

EPA METHOD TO-15 GC/MS FULL SCAN

File Name:	p121404	Date of Collection: NA
Dil. Factor:	1.00	Date of Analysis: 12/14/16 12:12 PM

Compound	%Recovery	Method Limits
Freon 12	105	70-130
Freon 114	104	70-130
Chloromethane	103	70-130
Vinyl Chloride	120	70-130
Bromomethane	114	70-130
Chloroethane	105	70-130
Freon 11	102	70-130
Freon 113	100	70-130
1,1-Dichloroethene	106	70-130
Methylene Chloride	101	70-130
Methyl tert-butyl ether	102	70-130
1,1-Dichloroethane	103	70-130
cis-1,2-Dichloroethene	99	70-130
Chloroform	104	70-130
1,1,1-Trichloroethane	103	70-130
Carbon Tetrachloride	108	70-130
Benzene	101	70-130
1,2-Dichloroethane	100	70-130
Trichloroethene	104	70-130
1,2-Dichloropropane	101	70-130
cis-1,3-Dichloropropene	112	70-130
Toluene	101	70-130
trans-1,3-Dichloropropene	106	70-130
1,1,2-Trichloroethane	106	70-130
Tetrachloroethene	102	70-130
1,2-Dibromoethane (EDB)	106	70-130
Chlorobenzene	104	70-130
Ethyl Benzene	113	70-130
m,p-Xylene	114	70-130
o-Xylene	115	70-130
Styrene	120	70-130
1,1,2,2-Tetrachloroethane	103	70-130
1,3,5-Trimethylbenzene	115	70-130
1,2,4-Trimethylbenzene	114	70-130
1,3-Dichlorobenzene	106	70-130
1,4-Dichlorobenzene	108	70-130
alpha-Chlorotoluene	112	70-130
1,2-Dichlorobenzene	105	70-130
1,2,4-Trichlorobenzene	106	70-130
Hexachlorobutadiene	104	70-130

Container Type: NA - Not Applicable



Air Toxics

Client Sample ID: LCSD

Lab ID#: 1612151-06AA

EPA METHOD TO-15 GC/MS FULL SCAN

File Name:	p121404	Date of Collection:	NA
Dil. Factor:	1.00	Date of Analysis:	12/14/16 12:12 PM

Surrogates	%Recovery	Method Limits
Toluene-d8	101	70-130
1,2-Dichloroethane-d4	99	70-130
4-Bromofluorobenzene	101	70-130



Air Toxics

Sample Transportation Notice

Relinquishing signature on this document indicates that sample is being shipped in compliance with all applicable local, State, Federal, national, and international laws, regulations and ordinances of any kind. Air Toxics Limited assumes no liability with respect to the collection, handling or shipping of these samples. Relinquishing signature also indicates agreement to hold harmless, defend, and indemnify Air Toxics Limited against any claim, demand, or action, of any kind, related to the collection, handling, or shipping of samples. D.O.T. Hotline (800) 467-4922

180 BLUE RAVINE ROAD, SUITE B
FOLSOM, CA 95630-4719
(916) 985-1000 FAX (916) 985-1020

Page 1 of 1

Project Manager Alina Satkoski
Collected by: (Print and Sign) John Roelke
Company MKC Email jroelke@madisonhippo.com
Address 201 Kambesa City Madison State WI Zip 53704
Phone Fax

Project Info: P.O. # 107418 Project # Project Name GETS ISSUE
Turn Around Time: [X] Normal [] Rush
Lab Use Only: Pressurized by: Date: Pressurization Gas: N2 He

Table with columns: Lab I.D., Field Sample I.D. (Location), Can #, Date of Collection, Time of Collection, Analyses Requested, Canister Pressure/Vacuum (Initial, Final, Receipt, Final (psi)). Rows include Effluent, Influent, and SVE Influent samples.

Relinquished by: (signature) Date/Time 1600 Received by: (signature) Date/Time 12/12/16 0950
Notes: Report to Alina Satkoski & Andy Stehn

Lab Use Only: Shipper Name FedEx Air Bill # Temp (C) N/A Condition GOOD Custody Seals Intact? Yes No None Work Order # 1612151

Appendix E

Quarterly Groundwater Monitoring Laboratory Analytical Reports



2525 Advance Road
Madison, WI 53718
608.221.8700 Phone
608.221.4889 Fax

July 29, 2016

Andrew Stehn
TRC Environmental Corporation, Inc.
708 Heartland Trail, Ste 3000
Madison, WI 53717
RE: Madison Kipp Corp. Quarterly Sampling

Enclosed are the analytical results for the samples received by the laboratory on 07/20/2016.

The results in this report apply to the samples analyzed in accordance with the chain of custody document. These results are in compliance with the 2009 NELAC Standards and the appropriate agencies listed below, unless otherwise noted in the case narrative. This analytical report should be reproduced in its entirety.

If you have any questions concerning this report, please feel free to contact me.

Sincerely,

Jessica Esser
Project Manager

Certification List

Certification List			Expires
DODELAP	DOD ELAP Accreditation (A2LA)	3269.01	03/31/2018
ILEPA	Illinois Secondary NELAP Accreditation	003174	04/30/2017
KDHE	Kansas Secondary NELAP Accreditation	E-10384	07/31/2016
LELAP	Louisiana Primary NELAP Accreditation	04165	06/30/2017
NJDEP	New Jersey Secondary NELAP Accreditation	WI004	06/30/2017
ODEQ	Oklahoma Department of Environmental Quality Accreditation	2014-153	08/31/2016
PADEP	Pennsylvania Secondary NELAP Accreditation	68-02962	05/31/2017
TCEQ	Texas Secondary NELAP Accreditation	T104704504-15-6	11/30/2016
WADOE	Washington Secondary NELAP Accreditation	C1028	05/05/2017
WDNR	Wisconsin Certification under NR 149	113289110	08/31/2016



2525 Advance Road
 Madison, WI 53718
 608.221.8700 Phone
 608.221.4889 Fax

TRC Environmental Corporation, Inc.
 708 Heartland Trail, Ste 3000
 Madison WI, 53717

Project: Madison Kipp Corp. Quarterly Sampling
 Project Number: 243950.000001
 Project Manager: Andrew Stehn

ANALYTICAL REPORT FOR SAMPLES

Sample ID	Laboratory ID	Matrix	Date Sampled	Date Received
MP-14 (Port 2)	A163008-01	Water	07/18/2016	07/20/2016
MP-16 (Port 2)	A163008-02	Water	07/18/2016	07/20/2016
MW-2D	A163008-03	Water	07/19/2016	07/20/2016
MW-3D	A163008-04	Water	07/20/2016	07/20/2016
MW-3D2	A163008-05	Water	07/20/2016	07/20/2016
MW-4D2	A163008-06	Water	07/19/2016	07/20/2016
MW-5D	A163008-07	Water	07/18/2016	07/20/2016
MW-5D2	A163008-08	Water	07/18/2016	07/20/2016
MW-5D3	A163008-09	Water	07/20/2016	07/20/2016
MW-6D	A163008-10	Water	07/19/2016	07/20/2016
MW-9D2	A163008-11	Water	07/19/2016	07/20/2016
MW-17	A163008-12	Water	07/19/2016	07/20/2016
MW-22D	A163008-13	Water	07/20/2016	07/20/2016
MW-23D	A163008-14	Water	07/20/2016	07/20/2016
MW-25D2	A163008-15	Water	07/19/2016	07/20/2016
MW-27D	A163008-16	Water	07/19/2016	07/20/2016
DUP-01	A163008-17	Water	07/19/2016	07/20/2016
DUP-02	A163008-18	Water	07/20/2016	07/20/2016
FB-01	A163008-19	Water	07/20/2016	07/20/2016
TRIP BLANK	A163008-20	Water	07/20/2016	07/20/2016



2525 Advance Road
Madison, WI 53718
608.221.8700 Phone
608.221.4889 Fax

TRC Environmental Corporation, Inc.
708 Heartland Trail, Ste 3000
Madison WI, 53717

Project: Madison Kipp Corp. Quarterly Sampling
Project Number: 243950.000001
Project Manager: Andrew Stehn

CASE NARRATIVE

Sample Receipt Information:

20 samples were received on 07/20/2016. Samples were received on ice.

Sample A163008-10 had a discrepancy between the collection time on the chain of custody (COC) and the collection time on the sample container. Per the client, the sample container collection time is correct.

Please see the chain of custody (COC) document at the end of this report for additional information.

Continuing Calibration Verification (CCV):

The LC footnote on samples A163008-01, A163008-02, A163008-04 and A163008-05 states that there was a low CCV recovery for naphthalene. The lower control limit is 70% and the recovery was 67.4%.

The LC footnote on samples A163008-06, A163008-07, A163008-09, A163008-15, A163008-16 and A163008-20 states that there was a low CCV recovery for trans-1,3-dichloropropene. The lower control limit is 70% and the recovery was 65.6%.

CCV indicates a potential high bias for carbon disulfide, chloroform, chloromethane, dichlorodifluoromethane and methylene chloride for multiple samples. The upper control limit is 130% and the recoveries were between 135% and 211%. Any detections are footnoted with an HC. For the samples where results were less than the reporting limit no further action is required.



2525 Advance Road
 Madison, WI 53718
 608.221.8700 Phone
 608.221.4889 Fax

TRC Environmental Corporation, Inc.
 708 Heartland Trail, Ste 3000
 Madison WI, 53717

Project: Madison Kipp Corp. Quarterly Sampling
 Project Number: 243950.000001
 Project Manager: Andrew Stehn

MP-14 (Port 2)
A163008-01 (Water)

Date Sampled
07/18/2016 12:45

Analyte	Result	Limit of Detection	Limit of Quantitation	Units	Dilution	Prepared	Analyzed	Method	Qualifiers
---------	--------	--------------------	-----------------------	-------	----------	----------	----------	--------	------------

ECCS

Volatile Organic Compounds by Method 8260 - Purge and Trap

Preparation Batch: A607049

1,1,1,2-Tetrachloroethane	ND	0.11	0.50	ug/L	1	07/21/2016	07/21/2016 22:28	EPA 8260B	
1,1,1-Trichloroethane	ND	0.10	0.50	ug/L	1	07/21/2016	07/21/2016 22:28	EPA 8260B	
1,1,2,2-Tetrachloroethane	ND	0.099	0.50	ug/L	1	07/21/2016	07/21/2016 22:28	EPA 8260B	
1,1,2-Trichloroethane	ND	0.10	0.50	ug/L	1	07/21/2016	07/21/2016 22:28	EPA 8260B	
1,1,2-Trichlorotrifluoroethane	ND	0.13	0.50	ug/L	1	07/21/2016	07/21/2016 22:28	EPA 8260B	
1,1-Dichloroethane	ND	0.12	0.50	ug/L	1	07/21/2016	07/21/2016 22:28	EPA 8260B	
1,1-Dichloroethene	ND	0.14	0.50	ug/L	1	07/21/2016	07/21/2016 22:28	EPA 8260B	
1,1-Dichloropropene	ND	0.11	0.50	ug/L	1	07/21/2016	07/21/2016 22:28	EPA 8260B	
1,2,3-Trichlorobenzene	ND	0.045	2.0	ug/L	1	07/21/2016	07/21/2016 22:28	EPA 8260B	
1,2,3-Trichloropropane	ND	0.15	1.0	ug/L	1	07/21/2016	07/21/2016 22:28	EPA 8260B	
1,2,4-Trichlorobenzene	ND	0.077	2.0	ug/L	1	07/21/2016	07/21/2016 22:28	EPA 8260B	
1,2,4-Trimethylbenzene	ND	0.060	0.50	ug/L	1	07/21/2016	07/21/2016 22:28	EPA 8260B	
1,2-Dibromo-3-chloropropane	ND	0.25	0.50	ug/L	1	07/21/2016	07/21/2016 22:28	EPA 8260B	
1,2-Dibromoethane (EDB)	ND	0.13	0.50	ug/L	1	07/21/2016	07/21/2016 22:28	EPA 8260B	
1,2-Dichlorobenzene	ND	0.076	0.50	ug/L	1	07/21/2016	07/21/2016 22:28	EPA 8260B	
1,2-Dichloroethane	ND	0.078	0.50	ug/L	1	07/21/2016	07/21/2016 22:28	EPA 8260B	
1,2-Dichloropropane	ND	0.10	0.50	ug/L	1	07/21/2016	07/21/2016 22:28	EPA 8260B	
1,3,5-Trimethylbenzene	ND	0.075	0.50	ug/L	1	07/21/2016	07/21/2016 22:28	EPA 8260B	
1,3-Dichlorobenzene	ND	0.096	0.50	ug/L	1	07/21/2016	07/21/2016 22:28	EPA 8260B	
1,3-Dichloropropane	ND	0.11	0.50	ug/L	1	07/21/2016	07/21/2016 22:28	EPA 8260B	
1,4-Dichlorobenzene	ND	0.070	0.50	ug/L	1	07/21/2016	07/21/2016 22:28	EPA 8260B	
2,2-Dichloropropane	ND	0.14	0.50	ug/L	1	07/21/2016	07/21/2016 22:28	EPA 8260B	
2-Butanone	ND	3.0	20	ug/L	1	07/21/2016	07/21/2016 22:28	EPA 8260B	
2-Chlorotoluene	ND	0.075	0.50	ug/L	1	07/21/2016	07/21/2016 22:28	EPA 8260B	
2-Hexanone	ND	0.95	20	ug/L	1	07/21/2016	07/21/2016 22:28	EPA 8260B	
4-Chlorotoluene	ND	0.073	0.50	ug/L	1	07/21/2016	07/21/2016 22:28	EPA 8260B	
4-Methyl-2-pentanone	ND	0.77	20	ug/L	1	07/21/2016	07/21/2016 22:28	EPA 8260B	
Acetone	ND	3.4	20	ug/L	1	07/21/2016	07/21/2016 22:28	EPA 8260B	
Benzene	ND	0.089	0.50	ug/L	1	07/21/2016	07/21/2016 22:28	EPA 8260B	
Bromobenzene	ND	0.084	0.50	ug/L	1	07/21/2016	07/21/2016 22:28	EPA 8260B	
Bromochloromethane	ND	0.31	0.50	ug/L	1	07/21/2016	07/21/2016 22:28	EPA 8260B	
Bromodichloromethane	ND	0.077	0.50	ug/L	1	07/21/2016	07/21/2016 22:28	EPA 8260B	
Bromoform	ND	0.088	0.50	ug/L	1	07/21/2016	07/21/2016 22:28	EPA 8260B	
Bromomethane	ND	0.59	5.0	ug/L	1	07/21/2016	07/21/2016 22:28	EPA 8260B	
Carbon disulfide	ND	0.053	0.50	ug/L	1	07/21/2016	07/21/2016 22:28	EPA 8260B	
Carbon tetrachloride	ND	0.038	0.50	ug/L	1	07/21/2016	07/21/2016 22:28	EPA 8260B	
Chlorobenzene	ND	0.073	0.50	ug/L	1	07/21/2016	07/21/2016 22:28	EPA 8260B	
Chloroethane	ND	0.25	5.0	ug/L	1	07/21/2016	07/21/2016 22:28	EPA 8260B	
Chloroform	ND	0.062	0.50	ug/L	1	07/21/2016	07/21/2016 22:28	EPA 8260B	
Chloromethane	0.16	0.16	2.0	ug/L	1	07/21/2016	07/21/2016 22:28	EPA 8260B	J



2525 Advance Road
 Madison, WI 53718
 608.221.8700 Phone
 608.221.4889 Fax

TRC Environmental Corporation, Inc.
 708 Heartland Trail, Ste 3000
 Madison WI, 53717

Project: Madison Kipp Corp. Quarterly Sampling
 Project Number: 243950.000001
 Project Manager: Andrew Stehn

MP-14 (Port 2)
A163008-01 (Water)

Date Sampled
07/18/2016 12:45

Analyte	Result	Limit of Detection	Limit of Quantitation	Units	Dilution	Prepared	Analyzed	Method	Qualifiers
---------	--------	--------------------	-----------------------	-------	----------	----------	----------	--------	------------

ECCS

Volatile Organic Compounds by Method 8260 - Purge and Trap

Preparation Batch: A607049

cis-1,2-Dichloroethene	13	0.11	0.50	ug/L	1	07/21/2016	07/21/2016 22:28	EPA 8260B	
cis-1,3-Dichloropropene	ND	0.061	0.50	ug/L	1	07/21/2016	07/21/2016 22:28	EPA 8260B	
Dibromochloromethane	ND	0.091	0.50	ug/L	1	07/21/2016	07/21/2016 22:28	EPA 8260B	
Dibromomethane	ND	0.14	0.50	ug/L	1	07/21/2016	07/21/2016 22:28	EPA 8260B	
Dichlorodifluoromethane	0.11	0.11	0.50	ug/L	1	07/21/2016	07/21/2016 22:28	EPA 8260B	J
Diisopropyl Ether	ND	0.15	0.50	ug/L	1	07/21/2016	07/21/2016 22:28	EPA 8260B	
Ethylbenzene	ND	0.054	0.50	ug/L	1	07/21/2016	07/21/2016 22:28	EPA 8260B	
Hexachlorobutadiene	ND	0.13	2.0	ug/L	1	07/21/2016	07/21/2016 22:28	EPA 8260B	
Isopropylbenzene	ND	0.081	0.50	ug/L	1	07/21/2016	07/21/2016 22:28	EPA 8260B	
m,p-Xylene	ND	0.057	1.0	ug/L	1	07/21/2016	07/21/2016 22:28	EPA 8260B	
Methyl t-Butyl Ether	ND	0.14	0.50	ug/L	1	07/21/2016	07/21/2016 22:28	EPA 8260B	
Methylene chloride	ND	0.14	2.0	ug/L	1	07/21/2016	07/21/2016 22:28	EPA 8260B	
Naphthalene	ND	0.088	5.0	ug/L	1	07/21/2016	07/21/2016 22:28	EPA 8260B	LC
n-Butyl Benzene	ND	0.14	0.50	ug/L	1	07/21/2016	07/21/2016 22:28	EPA 8260B	
n-Hexane	ND	0.21	0.50	ug/L	1	07/21/2016	07/21/2016 22:28	EPA 8260B	
n-Propyl Benzene	ND	0.10	0.50	ug/L	1	07/21/2016	07/21/2016 22:28	EPA 8260B	
o-Xylene	ND	0.058	0.50	ug/L	1	07/21/2016	07/21/2016 22:28	EPA 8260B	
p-Isopropyltoluene	ND	0.085	0.50	ug/L	1	07/21/2016	07/21/2016 22:28	EPA 8260B	
sec-Butyl Benzene	ND	0.13	0.50	ug/L	1	07/21/2016	07/21/2016 22:28	EPA 8260B	
Styrene	ND	0.065	0.50	ug/L	1	07/21/2016	07/21/2016 22:28	EPA 8260B	
tert-Butylbenzene	ND	0.12	0.50	ug/L	1	07/21/2016	07/21/2016 22:28	EPA 8260B	
Tetrachloroethene	230	0.81	5.0	ug/L	10	07/21/2016	07/22/2016 22:49	EPA 8260B	D
Tetrahydrofuran	ND	1.2	10	ug/L	1	07/21/2016	07/21/2016 22:28	EPA 8260B	
Toluene	ND	0.053	0.50	ug/L	1	07/21/2016	07/21/2016 22:28	EPA 8260B	
trans-1,2-Dichloroethene	0.24	0.11	0.50	ug/L	1	07/21/2016	07/21/2016 22:28	EPA 8260B	J
trans-1,3-Dichloropropene	ND	0.096	0.50	ug/L	1	07/21/2016	07/21/2016 22:28	EPA 8260B	
Trichloroethene	24	0.062	0.50	ug/L	1	07/21/2016	07/21/2016 22:28	EPA 8260B	
Trichlorofluoromethane	ND	0.13	0.50	ug/L	1	07/21/2016	07/21/2016 22:28	EPA 8260B	
Vinyl chloride	ND	0.16	0.50	ug/L	1	07/21/2016	07/21/2016 22:28	EPA 8260B	
<i>Surrogate: Dibromofluoromethane</i>			97.8 %	60-140		07/21/2016	07/21/2016 22:28	EPA 8260B	
<i>Surrogate: Toluene-d8</i>			91.3 %	60-140		07/21/2016	07/21/2016 22:28	EPA 8260B	
<i>Surrogate: 4-Bromofluorobenzene</i>			89.6 %	60-140		07/21/2016	07/21/2016 22:28	EPA 8260B	



2525 Advance Road
 Madison, WI 53718
 608.221.8700 Phone
 608.221.4889 Fax

TRC Environmental Corporation, Inc.
 708 Heartland Trail, Ste 3000
 Madison WI, 53717

Project: Madison Kipp Corp. Quarterly Sampling
 Project Number: 243950.000001
 Project Manager: Andrew Stehn

MP-16 (Port 2)
A163008-02 (Water)

Date Sampled
07/18/2016 14:00

Analyte	Result	Limit of Detection	Limit of Quantitation	Units	Dilution	Prepared	Analyzed	Method	Qualifiers
---------	--------	--------------------	-----------------------	-------	----------	----------	----------	--------	------------

ECCS

Volatile Organic Compounds by Method 8260 - Purge and Trap

Preparation Batch: A607049

1,1,1,2-Tetrachloroethane	ND	0.11	0.50	ug/L	1	07/21/2016	07/21/2016 21:59	EPA 8260B	
1,1,1-Trichloroethane	ND	0.10	0.50	ug/L	1	07/21/2016	07/21/2016 21:59	EPA 8260B	
1,1,2,2-Tetrachloroethane	ND	0.099	0.50	ug/L	1	07/21/2016	07/21/2016 21:59	EPA 8260B	
1,1,2-Trichloroethane	ND	0.10	0.50	ug/L	1	07/21/2016	07/21/2016 21:59	EPA 8260B	
1,1,2-Trichlorotrifluoroethane	ND	0.13	0.50	ug/L	1	07/21/2016	07/21/2016 21:59	EPA 8260B	
1,1-Dichloroethane	ND	0.12	0.50	ug/L	1	07/21/2016	07/21/2016 21:59	EPA 8260B	
1,1-Dichloroethene	ND	0.14	0.50	ug/L	1	07/21/2016	07/21/2016 21:59	EPA 8260B	
1,1-Dichloropropene	ND	0.11	0.50	ug/L	1	07/21/2016	07/21/2016 21:59	EPA 8260B	
1,2,3-Trichlorobenzene	ND	0.045	2.0	ug/L	1	07/21/2016	07/21/2016 21:59	EPA 8260B	
1,2,3-Trichloropropane	ND	0.15	1.0	ug/L	1	07/21/2016	07/21/2016 21:59	EPA 8260B	
1,2,4-Trichlorobenzene	ND	0.077	2.0	ug/L	1	07/21/2016	07/21/2016 21:59	EPA 8260B	
1,2,4-Trimethylbenzene	ND	0.060	0.50	ug/L	1	07/21/2016	07/21/2016 21:59	EPA 8260B	
1,2-Dibromo-3-chloropropane	ND	0.25	0.50	ug/L	1	07/21/2016	07/21/2016 21:59	EPA 8260B	
1,2-Dibromoethane (EDB)	ND	0.13	0.50	ug/L	1	07/21/2016	07/21/2016 21:59	EPA 8260B	
1,2-Dichlorobenzene	ND	0.076	0.50	ug/L	1	07/21/2016	07/21/2016 21:59	EPA 8260B	
1,2-Dichloroethane	ND	0.078	0.50	ug/L	1	07/21/2016	07/21/2016 21:59	EPA 8260B	
1,2-Dichloropropane	ND	0.10	0.50	ug/L	1	07/21/2016	07/21/2016 21:59	EPA 8260B	
1,3,5-Trimethylbenzene	ND	0.075	0.50	ug/L	1	07/21/2016	07/21/2016 21:59	EPA 8260B	
1,3-Dichlorobenzene	ND	0.096	0.50	ug/L	1	07/21/2016	07/21/2016 21:59	EPA 8260B	
1,3-Dichloropropane	ND	0.11	0.50	ug/L	1	07/21/2016	07/21/2016 21:59	EPA 8260B	
1,4-Dichlorobenzene	ND	0.070	0.50	ug/L	1	07/21/2016	07/21/2016 21:59	EPA 8260B	
2,2-Dichloropropane	ND	0.14	0.50	ug/L	1	07/21/2016	07/21/2016 21:59	EPA 8260B	
2-Butanone	ND	3.0	20	ug/L	1	07/21/2016	07/21/2016 21:59	EPA 8260B	
2-Chlorotoluene	ND	0.075	0.50	ug/L	1	07/21/2016	07/21/2016 21:59	EPA 8260B	
2-Hexanone	ND	0.95	20	ug/L	1	07/21/2016	07/21/2016 21:59	EPA 8260B	
4-Chlorotoluene	ND	0.073	0.50	ug/L	1	07/21/2016	07/21/2016 21:59	EPA 8260B	
4-Methyl-2-pentanone	ND	0.77	20	ug/L	1	07/21/2016	07/21/2016 21:59	EPA 8260B	
Acetone	ND	3.4	20	ug/L	1	07/21/2016	07/21/2016 21:59	EPA 8260B	
Benzene	ND	0.089	0.50	ug/L	1	07/21/2016	07/21/2016 21:59	EPA 8260B	
Bromobenzene	ND	0.084	0.50	ug/L	1	07/21/2016	07/21/2016 21:59	EPA 8260B	
Bromochloromethane	ND	0.31	0.50	ug/L	1	07/21/2016	07/21/2016 21:59	EPA 8260B	
Bromodichloromethane	ND	0.077	0.50	ug/L	1	07/21/2016	07/21/2016 21:59	EPA 8260B	
Bromoform	ND	0.088	0.50	ug/L	1	07/21/2016	07/21/2016 21:59	EPA 8260B	
Bromomethane	ND	0.59	5.0	ug/L	1	07/21/2016	07/21/2016 21:59	EPA 8260B	
Carbon disulfide	ND	0.053	0.50	ug/L	1	07/21/2016	07/21/2016 21:59	EPA 8260B	
Carbon tetrachloride	ND	0.038	0.50	ug/L	1	07/21/2016	07/21/2016 21:59	EPA 8260B	
Chlorobenzene	ND	0.073	0.50	ug/L	1	07/21/2016	07/21/2016 21:59	EPA 8260B	
Chloroethane	ND	0.25	5.0	ug/L	1	07/21/2016	07/21/2016 21:59	EPA 8260B	
Chloroform	ND	0.062	0.50	ug/L	1	07/21/2016	07/21/2016 21:59	EPA 8260B	
Chloromethane	ND	0.16	2.0	ug/L	1	07/21/2016	07/21/2016 21:59	EPA 8260B	



2525 Advance Road
 Madison, WI 53718
 608.221.8700 Phone
 608.221.4889 Fax

TRC Environmental Corporation, Inc.
 708 Heartland Trail, Ste 3000
 Madison WI, 53717

Project: Madison Kipp Corp. Quarterly Sampling
 Project Number: 243950.000001
 Project Manager: Andrew Stehn

MP-16 (Port 2)
A163008-02 (Water)

Date Sampled
07/18/2016 14:00

Analyte	Result	Limit of Detection	Limit of Quantitation	Units	Dilution	Prepared	Analyzed	Method	Qualifiers
---------	--------	--------------------	-----------------------	-------	----------	----------	----------	--------	------------

ECCS

Volatile Organic Compounds by Method 8260 - Purge and Trap

Preparation Batch: A607049

cis-1,2-Dichloroethene	1.4	0.11	0.50	ug/L	1	07/21/2016	07/21/2016 21:59	EPA 8260B	
cis-1,3-Dichloropropene	ND	0.061	0.50	ug/L	1	07/21/2016	07/21/2016 21:59	EPA 8260B	
Dibromochloromethane	ND	0.091	0.50	ug/L	1	07/21/2016	07/21/2016 21:59	EPA 8260B	
Dibromomethane	ND	0.14	0.50	ug/L	1	07/21/2016	07/21/2016 21:59	EPA 8260B	
Dichlorodifluoromethane	ND	0.11	0.50	ug/L	1	07/21/2016	07/21/2016 21:59	EPA 8260B	
Diisopropyl Ether	ND	0.15	0.50	ug/L	1	07/21/2016	07/21/2016 21:59	EPA 8260B	
Ethylbenzene	ND	0.054	0.50	ug/L	1	07/21/2016	07/21/2016 21:59	EPA 8260B	
Hexachlorobutadiene	ND	0.13	2.0	ug/L	1	07/21/2016	07/21/2016 21:59	EPA 8260B	
Isopropylbenzene	ND	0.081	0.50	ug/L	1	07/21/2016	07/21/2016 21:59	EPA 8260B	
m,p-Xylene	ND	0.057	1.0	ug/L	1	07/21/2016	07/21/2016 21:59	EPA 8260B	
Methyl t-Butyl Ether	ND	0.14	0.50	ug/L	1	07/21/2016	07/21/2016 21:59	EPA 8260B	
Methylene chloride	ND	0.14	2.0	ug/L	1	07/21/2016	07/21/2016 21:59	EPA 8260B	
Naphthalene	ND	0.088	5.0	ug/L	1	07/21/2016	07/21/2016 21:59	EPA 8260B	LC
n-Butyl Benzene	ND	0.14	0.50	ug/L	1	07/21/2016	07/21/2016 21:59	EPA 8260B	
n-Hexane	ND	0.21	0.50	ug/L	1	07/21/2016	07/21/2016 21:59	EPA 8260B	
n-Propyl Benzene	ND	0.10	0.50	ug/L	1	07/21/2016	07/21/2016 21:59	EPA 8260B	
o-Xylene	ND	0.058	0.50	ug/L	1	07/21/2016	07/21/2016 21:59	EPA 8260B	
p-Isopropyltoluene	ND	0.085	0.50	ug/L	1	07/21/2016	07/21/2016 21:59	EPA 8260B	
sec-Butyl Benzene	ND	0.13	0.50	ug/L	1	07/21/2016	07/21/2016 21:59	EPA 8260B	
Styrene	ND	0.065	0.50	ug/L	1	07/21/2016	07/21/2016 21:59	EPA 8260B	
tert-Butylbenzene	ND	0.12	0.50	ug/L	1	07/21/2016	07/21/2016 21:59	EPA 8260B	
Tetrachloroethene	35	0.081	0.50	ug/L	1	07/21/2016	07/21/2016 21:59	EPA 8260B	
Tetrahydrofuran	ND	1.2	10	ug/L	1	07/21/2016	07/21/2016 21:59	EPA 8260B	
Toluene	ND	0.053	0.50	ug/L	1	07/21/2016	07/21/2016 21:59	EPA 8260B	
trans-1,2-Dichloroethene	ND	0.11	0.50	ug/L	1	07/21/2016	07/21/2016 21:59	EPA 8260B	
trans-1,3-Dichloropropene	ND	0.096	0.50	ug/L	1	07/21/2016	07/21/2016 21:59	EPA 8260B	
Trichloroethene	5.9	0.062	0.50	ug/L	1	07/21/2016	07/21/2016 21:59	EPA 8260B	
Trichlorofluoromethane	ND	0.13	0.50	ug/L	1	07/21/2016	07/21/2016 21:59	EPA 8260B	
Vinyl chloride	ND	0.16	0.50	ug/L	1	07/21/2016	07/21/2016 21:59	EPA 8260B	

Surrogate: Dibromofluoromethane		98.2 %	60-140			07/21/2016	07/21/2016 21:59	EPA 8260B	
Surrogate: Toluene-d8		91.0 %	60-140			07/21/2016	07/21/2016 21:59	EPA 8260B	
Surrogate: 4-Bromofluorobenzene		88.3 %	60-140			07/21/2016	07/21/2016 21:59	EPA 8260B	



2525 Advance Road
 Madison, WI 53718
 608.221.8700 Phone
 608.221.4889 Fax

TRC Environmental Corporation, Inc.
 708 Heartland Trail, Ste 3000
 Madison WI, 53717

Project: Madison Kipp Corp. Quarterly Sampling
 Project Number: 243950.000001
 Project Manager: Andrew Stehn

MW-2D
A163008-03 (Water)

Date Sampled
07/19/2016 16:39

Analyte	Result	Limit of Detection	Limit of Quantitation	Units	Dilution	Prepared	Analyzed	Method	Qualifiers
---------	--------	--------------------	-----------------------	-------	----------	----------	----------	--------	------------

ECCS

Volatile Organic Compounds by Method 8260 - Purge and Trap

Preparation Batch: A607049

1,1,1,2-Tetrachloroethane	ND	0.11	0.50	ug/L	1	07/21/2016	07/25/2016 13:47	EPA 8260B	
1,1,1-Trichloroethane	ND	0.10	0.50	ug/L	1	07/21/2016	07/25/2016 13:47	EPA 8260B	
1,1,2,2-Tetrachloroethane	ND	0.099	0.50	ug/L	1	07/21/2016	07/25/2016 13:47	EPA 8260B	
1,1,2-Trichloroethane	ND	0.10	0.50	ug/L	1	07/21/2016	07/25/2016 13:47	EPA 8260B	
1,1,2-Trichlorotrifluoroethane	ND	0.13	0.50	ug/L	1	07/21/2016	07/25/2016 13:47	EPA 8260B	
1,1-Dichloroethane	ND	0.12	0.50	ug/L	1	07/21/2016	07/25/2016 13:47	EPA 8260B	
1,1-Dichloroethene	ND	0.14	0.50	ug/L	1	07/21/2016	07/25/2016 13:47	EPA 8260B	
1,1-Dichloropropene	ND	0.11	0.50	ug/L	1	07/21/2016	07/25/2016 13:47	EPA 8260B	
1,2,3-Trichlorobenzene	ND	0.045	2.0	ug/L	1	07/21/2016	07/25/2016 13:47	EPA 8260B	
1,2,3-Trichloropropane	ND	0.15	1.0	ug/L	1	07/21/2016	07/25/2016 13:47	EPA 8260B	
1,2,4-Trichlorobenzene	ND	0.077	2.0	ug/L	1	07/21/2016	07/25/2016 13:47	EPA 8260B	
1,2,4-Trimethylbenzene	ND	0.060	0.50	ug/L	1	07/21/2016	07/25/2016 13:47	EPA 8260B	
1,2-Dibromo-3-chloropropane	ND	0.25	0.50	ug/L	1	07/21/2016	07/25/2016 13:47	EPA 8260B	
1,2-Dibromoethane (EDB)	ND	0.13	0.50	ug/L	1	07/21/2016	07/25/2016 13:47	EPA 8260B	
1,2-Dichlorobenzene	ND	0.076	0.50	ug/L	1	07/21/2016	07/25/2016 13:47	EPA 8260B	
1,2-Dichloroethane	ND	0.078	0.50	ug/L	1	07/21/2016	07/25/2016 13:47	EPA 8260B	
1,2-Dichloropropane	ND	0.10	0.50	ug/L	1	07/21/2016	07/25/2016 13:47	EPA 8260B	
1,3,5-Trimethylbenzene	ND	0.075	0.50	ug/L	1	07/21/2016	07/25/2016 13:47	EPA 8260B	
1,3-Dichlorobenzene	ND	0.096	0.50	ug/L	1	07/21/2016	07/25/2016 13:47	EPA 8260B	
1,3-Dichloropropane	ND	0.11	0.50	ug/L	1	07/21/2016	07/25/2016 13:47	EPA 8260B	
1,4-Dichlorobenzene	ND	0.070	0.50	ug/L	1	07/21/2016	07/25/2016 13:47	EPA 8260B	
2,2-Dichloropropane	ND	0.14	0.50	ug/L	1	07/21/2016	07/25/2016 13:47	EPA 8260B	
2-Butanone	ND	3.0	20	ug/L	1	07/21/2016	07/25/2016 13:47	EPA 8260B	
2-Chlorotoluene	ND	0.075	0.50	ug/L	1	07/21/2016	07/25/2016 13:47	EPA 8260B	
2-Hexanone	ND	0.95	20	ug/L	1	07/21/2016	07/25/2016 13:47	EPA 8260B	
4-Chlorotoluene	ND	0.073	0.50	ug/L	1	07/21/2016	07/25/2016 13:47	EPA 8260B	
4-Methyl-2-pentanone	ND	0.77	20	ug/L	1	07/21/2016	07/25/2016 13:47	EPA 8260B	
Acetone	ND	3.4	20	ug/L	1	07/21/2016	07/25/2016 13:47	EPA 8260B	
Benzene	ND	0.089	0.50	ug/L	1	07/21/2016	07/25/2016 13:47	EPA 8260B	
Bromobenzene	ND	0.084	0.50	ug/L	1	07/21/2016	07/25/2016 13:47	EPA 8260B	
Bromochloromethane	ND	0.31	0.50	ug/L	1	07/21/2016	07/25/2016 13:47	EPA 8260B	
Bromodichloromethane	ND	0.077	0.50	ug/L	1	07/21/2016	07/25/2016 13:47	EPA 8260B	
Bromoform	ND	0.088	0.50	ug/L	1	07/21/2016	07/25/2016 13:47	EPA 8260B	
Bromomethane	ND	0.59	5.0	ug/L	1	07/21/2016	07/25/2016 13:47	EPA 8260B	
Carbon disulfide	ND	0.053	0.50	ug/L	1	07/21/2016	07/25/2016 13:47	EPA 8260B	
Carbon tetrachloride	ND	0.038	0.50	ug/L	1	07/21/2016	07/25/2016 13:47	EPA 8260B	
Chlorobenzene	ND	0.073	0.50	ug/L	1	07/21/2016	07/25/2016 13:47	EPA 8260B	
Chloroethane	ND	0.25	5.0	ug/L	1	07/21/2016	07/25/2016 13:47	EPA 8260B	
Chloroform	ND	0.062	0.50	ug/L	1	07/21/2016	07/25/2016 13:47	EPA 8260B	
Chloromethane	0.20	0.16	2.0	ug/L	1	07/21/2016	07/25/2016 13:47	EPA 8260B	J



2525 Advance Road
 Madison, WI 53718
 608.221.8700 Phone
 608.221.4889 Fax

TRC Environmental Corporation, Inc.
 708 Heartland Trail, Ste 3000
 Madison WI, 53717

Project: Madison Kipp Corp. Quarterly Sampling
 Project Number: 243950.000001
 Project Manager: Andrew Stehn

MW-2D
A163008-03 (Water)

Date Sampled
07/19/2016 16:39

Analyte	Result	Limit of Detection	Limit of Quantitation	Units	Dilution	Prepared	Analyzed	Method	Qualifiers
---------	--------	--------------------	-----------------------	-------	----------	----------	----------	--------	------------

ECCS

Volatile Organic Compounds by Method 8260 - Purge and Trap

Preparation Batch: A607049

cis-1,2-Dichloroethene	ND	0.11	0.50	ug/L	1	07/21/2016	07/25/2016 13:47	EPA 8260B	
cis-1,3-Dichloropropene	ND	0.061	0.50	ug/L	1	07/21/2016	07/25/2016 13:47	EPA 8260B	
Dibromochloromethane	ND	0.091	0.50	ug/L	1	07/21/2016	07/25/2016 13:47	EPA 8260B	
Dibromomethane	ND	0.14	0.50	ug/L	1	07/21/2016	07/25/2016 13:47	EPA 8260B	
Dichlorodifluoromethane	ND	0.11	0.50	ug/L	1	07/21/2016	07/25/2016 13:47	EPA 8260B	
Diisopropyl Ether	ND	0.15	0.50	ug/L	1	07/21/2016	07/25/2016 13:47	EPA 8260B	
Ethylbenzene	ND	0.054	0.50	ug/L	1	07/21/2016	07/25/2016 13:47	EPA 8260B	
Hexachlorobutadiene	ND	0.13	2.0	ug/L	1	07/21/2016	07/25/2016 13:47	EPA 8260B	
Isopropylbenzene	ND	0.081	0.50	ug/L	1	07/21/2016	07/25/2016 13:47	EPA 8260B	
m,p-Xylene	ND	0.057	1.0	ug/L	1	07/21/2016	07/25/2016 13:47	EPA 8260B	
Methyl t-Butyl Ether	ND	0.14	0.50	ug/L	1	07/21/2016	07/25/2016 13:47	EPA 8260B	
Methylene chloride	ND	0.14	2.0	ug/L	1	07/21/2016	07/25/2016 13:47	EPA 8260B	
Naphthalene	ND	0.088	5.0	ug/L	1	07/21/2016	07/25/2016 13:47	EPA 8260B	
n-Butyl Benzene	ND	0.14	0.50	ug/L	1	07/21/2016	07/25/2016 13:47	EPA 8260B	
n-Hexane	ND	0.21	0.50	ug/L	1	07/21/2016	07/25/2016 13:47	EPA 8260B	
n-Propyl Benzene	ND	0.10	0.50	ug/L	1	07/21/2016	07/25/2016 13:47	EPA 8260B	
o-Xylene	ND	0.058	0.50	ug/L	1	07/21/2016	07/25/2016 13:47	EPA 8260B	
p-Isopropyltoluene	ND	0.085	0.50	ug/L	1	07/21/2016	07/25/2016 13:47	EPA 8260B	
sec-Butyl Benzene	ND	0.13	0.50	ug/L	1	07/21/2016	07/25/2016 13:47	EPA 8260B	
Styrene	ND	0.065	0.50	ug/L	1	07/21/2016	07/25/2016 13:47	EPA 8260B	
tert-Butylbenzene	ND	0.12	0.50	ug/L	1	07/21/2016	07/25/2016 13:47	EPA 8260B	
Tetrachloroethene	81	0.41	2.5	ug/L	5	07/21/2016	07/22/2016 23:18	EPA 8260B	D
Tetrahydrofuran	ND	1.2	10	ug/L	1	07/21/2016	07/25/2016 13:47	EPA 8260B	
Toluene	ND	0.053	0.50	ug/L	1	07/21/2016	07/25/2016 13:47	EPA 8260B	
trans-1,2-Dichloroethene	ND	0.11	0.50	ug/L	1	07/21/2016	07/25/2016 13:47	EPA 8260B	
trans-1,3-Dichloropropene	ND	0.096	0.50	ug/L	1	07/21/2016	07/25/2016 13:47	EPA 8260B	
Trichloroethene	0.24	0.062	0.50	ug/L	1	07/21/2016	07/25/2016 13:47	EPA 8260B	J
Trichlorofluoromethane	ND	0.13	0.50	ug/L	1	07/21/2016	07/25/2016 13:47	EPA 8260B	
Vinyl chloride	ND	0.16	0.50	ug/L	1	07/21/2016	07/25/2016 13:47	EPA 8260B	
<i>Surrogate: Dibromofluoromethane</i>				96.4 %	60-140	07/21/2016	07/25/2016 13:47	EPA 8260B	
<i>Surrogate: Toluene-d8</i>				78.7 %	60-140	07/21/2016	07/25/2016 13:47	EPA 8260B	
<i>Surrogate: 4-Bromofluorobenzene</i>				88.7 %	60-140	07/21/2016	07/25/2016 13:47	EPA 8260B	



2525 Advance Road
 Madison, WI 53718
 608.221.8700 Phone
 608.221.4889 Fax

TRC Environmental Corporation, Inc.
 708 Heartland Trail, Ste 3000
 Madison WI, 53717

Project: Madison Kipp Corp. Quarterly Sampling
 Project Number: 243950.000001
 Project Manager: Andrew Stehn

MW-3D
A163008-04 (Water)

Date Sampled
07/20/2016 14:08

Analyte	Result	Limit of Detection	Limit of Quantitation	Units	Dilution	Prepared	Analyzed	Method	Qualifiers
---------	--------	--------------------	-----------------------	-------	----------	----------	----------	--------	------------

ECCS

Volatile Organic Compounds by Method 8260 - Purge and Trap

Preparation Batch: A607049

Analyte	Result	Limit of Detection	Limit of Quantitation	Units	Dilution	Prepared	Analyzed	Method	Qualifiers
1,1,1,2-Tetrachloroethane	ND	0.11	0.50	ug/L	1	07/21/2016	07/21/2016 21:00	EPA 8260B	
1,1,1-Trichloroethane	ND	0.10	0.50	ug/L	1	07/21/2016	07/21/2016 21:00	EPA 8260B	
1,1,2,2-Tetrachloroethane	ND	0.099	0.50	ug/L	1	07/21/2016	07/21/2016 21:00	EPA 8260B	
1,1,2-Trichloroethane	ND	0.10	0.50	ug/L	1	07/21/2016	07/21/2016 21:00	EPA 8260B	
1,1,2-Trichlorotrifluoroethane	ND	0.13	0.50	ug/L	1	07/21/2016	07/21/2016 21:00	EPA 8260B	
1,1-Dichloroethane	ND	0.12	0.50	ug/L	1	07/21/2016	07/21/2016 21:00	EPA 8260B	
1,1-Dichloroethene	ND	0.14	0.50	ug/L	1	07/21/2016	07/21/2016 21:00	EPA 8260B	
1,1-Dichloropropene	ND	0.11	0.50	ug/L	1	07/21/2016	07/21/2016 21:00	EPA 8260B	
1,2,3-Trichlorobenzene	0.18	0.045	2.0	ug/L	1	07/21/2016	07/21/2016 21:00	EPA 8260B	B, J
1,2,3-Trichloropropane	ND	0.15	1.0	ug/L	1	07/21/2016	07/21/2016 21:00	EPA 8260B	
1,2,4-Trichlorobenzene	0.16	0.077	2.0	ug/L	1	07/21/2016	07/21/2016 21:00	EPA 8260B	B, J
1,2,4-Trimethylbenzene	ND	0.060	0.50	ug/L	1	07/21/2016	07/21/2016 21:00	EPA 8260B	
1,2-Dibromo-3-chloropropane	ND	0.25	0.50	ug/L	1	07/21/2016	07/21/2016 21:00	EPA 8260B	
1,2-Dibromoethane (EDB)	ND	0.13	0.50	ug/L	1	07/21/2016	07/21/2016 21:00	EPA 8260B	
1,2-Dichlorobenzene	ND	0.076	0.50	ug/L	1	07/21/2016	07/21/2016 21:00	EPA 8260B	
1,2-Dichloroethane	ND	0.078	0.50	ug/L	1	07/21/2016	07/21/2016 21:00	EPA 8260B	
1,2-Dichloropropane	ND	0.10	0.50	ug/L	1	07/21/2016	07/21/2016 21:00	EPA 8260B	
1,3,5-Trimethylbenzene	ND	0.075	0.50	ug/L	1	07/21/2016	07/21/2016 21:00	EPA 8260B	
1,3-Dichlorobenzene	ND	0.096	0.50	ug/L	1	07/21/2016	07/21/2016 21:00	EPA 8260B	
1,3-Dichloropropane	ND	0.11	0.50	ug/L	1	07/21/2016	07/21/2016 21:00	EPA 8260B	
1,4-Dichlorobenzene	ND	0.070	0.50	ug/L	1	07/21/2016	07/21/2016 21:00	EPA 8260B	
2,2-Dichloropropane	ND	0.14	0.50	ug/L	1	07/21/2016	07/21/2016 21:00	EPA 8260B	
2-Butanone	ND	3.0	20	ug/L	1	07/21/2016	07/21/2016 21:00	EPA 8260B	
2-Chlorotoluene	ND	0.075	0.50	ug/L	1	07/21/2016	07/21/2016 21:00	EPA 8260B	
2-Hexanone	ND	0.95	20	ug/L	1	07/21/2016	07/21/2016 21:00	EPA 8260B	
4-Chlorotoluene	ND	0.073	0.50	ug/L	1	07/21/2016	07/21/2016 21:00	EPA 8260B	
4-Methyl-2-pentanone	ND	0.77	20	ug/L	1	07/21/2016	07/21/2016 21:00	EPA 8260B	
Acetone	ND	3.4	20	ug/L	1	07/21/2016	07/21/2016 21:00	EPA 8260B	
Benzene	ND	0.089	0.50	ug/L	1	07/21/2016	07/21/2016 21:00	EPA 8260B	
Bromobenzene	ND	0.084	0.50	ug/L	1	07/21/2016	07/21/2016 21:00	EPA 8260B	
Bromochloromethane	ND	0.31	0.50	ug/L	1	07/21/2016	07/21/2016 21:00	EPA 8260B	
Bromodichloromethane	ND	0.077	0.50	ug/L	1	07/21/2016	07/21/2016 21:00	EPA 8260B	
Bromoform	ND	0.088	0.50	ug/L	1	07/21/2016	07/21/2016 21:00	EPA 8260B	
Bromomethane	ND	0.59	5.0	ug/L	1	07/21/2016	07/21/2016 21:00	EPA 8260B	
Carbon disulfide	0.44	0.053	0.50	ug/L	1	07/21/2016	07/21/2016 21:00	EPA 8260B	J
Carbon tetrachloride	ND	0.038	0.50	ug/L	1	07/21/2016	07/21/2016 21:00	EPA 8260B	
Chlorobenzene	ND	0.073	0.50	ug/L	1	07/21/2016	07/21/2016 21:00	EPA 8260B	
Chloroethane	ND	0.25	5.0	ug/L	1	07/21/2016	07/21/2016 21:00	EPA 8260B	
Chloroform	ND	0.062	0.50	ug/L	1	07/21/2016	07/21/2016 21:00	EPA 8260B	
Chloromethane	ND	0.16	2.0	ug/L	1	07/21/2016	07/21/2016 21:00	EPA 8260B	



2525 Advance Road
 Madison, WI 53718
 608.221.8700 Phone
 608.221.4889 Fax

TRC Environmental Corporation, Inc.
 708 Heartland Trail, Ste 3000
 Madison WI, 53717

Project: Madison Kipp Corp. Quarterly Sampling
 Project Number: 243950.000001
 Project Manager: Andrew Stehn

MW-3D
A163008-04 (Water)

Date Sampled
07/20/2016 14:08

Analyte	Result	Limit of Detection	Limit of Quantitation	Units	Dilution	Prepared	Analyzed	Method	Qualifiers
---------	--------	--------------------	-----------------------	-------	----------	----------	----------	--------	------------

ECCS

Volatile Organic Compounds by Method 8260 - Purge and Trap

Preparation Batch: A607049

Analyte	Result	Limit of Detection	Limit of Quantitation	Units	Dilution	Prepared	Analyzed	Method	Qualifiers
cis-1,2-Dichloroethene	13	0.11	0.50	ug/L	1	07/21/2016	07/21/2016 21:00	EPA 8260B	
cis-1,3-Dichloropropene	ND	0.061	0.50	ug/L	1	07/21/2016	07/21/2016 21:00	EPA 8260B	
Dibromochloromethane	ND	0.091	0.50	ug/L	1	07/21/2016	07/21/2016 21:00	EPA 8260B	
Dibromomethane	ND	0.14	0.50	ug/L	1	07/21/2016	07/21/2016 21:00	EPA 8260B	
Dichlorodifluoromethane	ND	0.11	0.50	ug/L	1	07/21/2016	07/21/2016 21:00	EPA 8260B	
Diisopropyl Ether	ND	0.15	0.50	ug/L	1	07/21/2016	07/21/2016 21:00	EPA 8260B	
Ethylbenzene	ND	0.054	0.50	ug/L	1	07/21/2016	07/21/2016 21:00	EPA 8260B	
Hexachlorobutadiene	ND	0.13	2.0	ug/L	1	07/21/2016	07/21/2016 21:00	EPA 8260B	
Isopropylbenzene	ND	0.081	0.50	ug/L	1	07/21/2016	07/21/2016 21:00	EPA 8260B	
m,p-Xylene	ND	0.057	1.0	ug/L	1	07/21/2016	07/21/2016 21:00	EPA 8260B	
Methyl t-Butyl Ether	ND	0.14	0.50	ug/L	1	07/21/2016	07/21/2016 21:00	EPA 8260B	
Methylene chloride	ND	0.14	2.0	ug/L	1	07/21/2016	07/21/2016 21:00	EPA 8260B	
Naphthalene	0.31	0.088	5.0	ug/L	1	07/21/2016	07/21/2016 21:00	EPA 8260B	B, LC, J
n-Butyl Benzene	ND	0.14	0.50	ug/L	1	07/21/2016	07/21/2016 21:00	EPA 8260B	
n-Hexane	ND	0.21	0.50	ug/L	1	07/21/2016	07/21/2016 21:00	EPA 8260B	
n-Propyl Benzene	ND	0.10	0.50	ug/L	1	07/21/2016	07/21/2016 21:00	EPA 8260B	
o-Xylene	ND	0.058	0.50	ug/L	1	07/21/2016	07/21/2016 21:00	EPA 8260B	
p-Isopropyltoluene	ND	0.085	0.50	ug/L	1	07/21/2016	07/21/2016 21:00	EPA 8260B	
sec-Butyl Benzene	ND	0.13	0.50	ug/L	1	07/21/2016	07/21/2016 21:00	EPA 8260B	
Styrene	0.15	0.065	0.50	ug/L	1	07/21/2016	07/21/2016 21:00	EPA 8260B	J
tert-Butylbenzene	ND	0.12	0.50	ug/L	1	07/21/2016	07/21/2016 21:00	EPA 8260B	J
Tetrachloroethene	4.1	0.081	0.50	ug/L	1	07/21/2016	07/21/2016 21:00	EPA 8260B	
Tetrahydrofuran	ND	1.2	10	ug/L	1	07/21/2016	07/21/2016 21:00	EPA 8260B	
Toluene	0.11	0.053	0.50	ug/L	1	07/21/2016	07/21/2016 21:00	EPA 8260B	J
trans-1,2-Dichloroethene	0.17	0.11	0.50	ug/L	1	07/21/2016	07/21/2016 21:00	EPA 8260B	J
trans-1,3-Dichloropropene	ND	0.096	0.50	ug/L	1	07/21/2016	07/21/2016 21:00	EPA 8260B	
Trichloroethene	2.2	0.062	0.50	ug/L	1	07/21/2016	07/21/2016 21:00	EPA 8260B	
Trichlorofluoromethane	ND	0.13	0.50	ug/L	1	07/21/2016	07/21/2016 21:00	EPA 8260B	
Vinyl chloride	ND	0.16	0.50	ug/L	1	07/21/2016	07/21/2016 21:00	EPA 8260B	
Surrogate: Dibromofluoromethane			94.0 %	60-140		07/21/2016	07/21/2016 21:00	EPA 8260B	
Surrogate: Toluene-d8			90.4 %	60-140		07/21/2016	07/21/2016 21:00	EPA 8260B	
Surrogate: 4-Bromofluorobenzene			87.8 %	60-140		07/21/2016	07/21/2016 21:00	EPA 8260B	



2525 Advance Road
 Madison, WI 53718
 608.221.8700 Phone
 608.221.4889 Fax

TRC Environmental Corporation, Inc.
 708 Heartland Trail, Ste 3000
 Madison WI, 53717

Project: Madison Kipp Corp. Quarterly Sampling
 Project Number: 243950.000001
 Project Manager: Andrew Stehn

MW-3D2
A163008-05 (Water)

Date Sampled
07/20/2016 14:30

Analyte	Result	Limit of Detection	Limit of Quantitation	Units	Dilution	Prepared	Analyzed	Method	Qualifiers
---------	--------	--------------------	-----------------------	-------	----------	----------	----------	--------	------------

ECCS

Volatile Organic Compounds by Method 8260 - Purge and Trap

Preparation Batch: A607049

Analyte	Result	Limit of Detection	Limit of Quantitation	Units	Dilution	Prepared	Analyzed	Method	Qualifiers
1,1,1,2-Tetrachloroethane	ND	0.11	0.50	ug/L	1	07/21/2016	07/21/2016 21:30	EPA 8260B	
1,1,1-Trichloroethane	ND	0.10	0.50	ug/L	1	07/21/2016	07/21/2016 21:30	EPA 8260B	
1,1,2,2-Tetrachloroethane	ND	0.099	0.50	ug/L	1	07/21/2016	07/21/2016 21:30	EPA 8260B	
1,1,2-Trichloroethane	ND	0.10	0.50	ug/L	1	07/21/2016	07/21/2016 21:30	EPA 8260B	
1,1,2-Trichlorotrifluoroethane	ND	0.13	0.50	ug/L	1	07/21/2016	07/21/2016 21:30	EPA 8260B	
1,1-Dichloroethane	ND	0.12	0.50	ug/L	1	07/21/2016	07/21/2016 21:30	EPA 8260B	
1,1-Dichloroethene	ND	0.14	0.50	ug/L	1	07/21/2016	07/21/2016 21:30	EPA 8260B	
1,1-Dichloropropene	ND	0.11	0.50	ug/L	1	07/21/2016	07/21/2016 21:30	EPA 8260B	
1,2,3-Trichlorobenzene	ND	0.045	2.0	ug/L	1	07/21/2016	07/21/2016 21:30	EPA 8260B	
1,2,3-Trichloropropane	ND	0.15	1.0	ug/L	1	07/21/2016	07/21/2016 21:30	EPA 8260B	
1,2,4-Trichlorobenzene	ND	0.077	2.0	ug/L	1	07/21/2016	07/21/2016 21:30	EPA 8260B	
1,2,4-Trimethylbenzene	ND	0.060	0.50	ug/L	1	07/21/2016	07/21/2016 21:30	EPA 8260B	
1,2-Dibromo-3-chloropropane	ND	0.25	0.50	ug/L	1	07/21/2016	07/21/2016 21:30	EPA 8260B	
1,2-Dibromoethane (EDB)	ND	0.13	0.50	ug/L	1	07/21/2016	07/21/2016 21:30	EPA 8260B	
1,2-Dichlorobenzene	ND	0.076	0.50	ug/L	1	07/21/2016	07/21/2016 21:30	EPA 8260B	
1,2-Dichloroethane	ND	0.078	0.50	ug/L	1	07/21/2016	07/21/2016 21:30	EPA 8260B	
1,2-Dichloropropane	ND	0.10	0.50	ug/L	1	07/21/2016	07/21/2016 21:30	EPA 8260B	
1,3,5-Trimethylbenzene	ND	0.075	0.50	ug/L	1	07/21/2016	07/21/2016 21:30	EPA 8260B	
1,3-Dichlorobenzene	ND	0.096	0.50	ug/L	1	07/21/2016	07/21/2016 21:30	EPA 8260B	
1,3-Dichloropropane	ND	0.11	0.50	ug/L	1	07/21/2016	07/21/2016 21:30	EPA 8260B	
1,4-Dichlorobenzene	ND	0.070	0.50	ug/L	1	07/21/2016	07/21/2016 21:30	EPA 8260B	
2,2-Dichloropropane	ND	0.14	0.50	ug/L	1	07/21/2016	07/21/2016 21:30	EPA 8260B	
2-Butanone	ND	3.0	20	ug/L	1	07/21/2016	07/21/2016 21:30	EPA 8260B	
2-Chlorotoluene	ND	0.075	0.50	ug/L	1	07/21/2016	07/21/2016 21:30	EPA 8260B	
2-Hexanone	ND	0.95	20	ug/L	1	07/21/2016	07/21/2016 21:30	EPA 8260B	
4-Chlorotoluene	ND	0.073	0.50	ug/L	1	07/21/2016	07/21/2016 21:30	EPA 8260B	
4-Methyl-2-pentanone	ND	0.77	20	ug/L	1	07/21/2016	07/21/2016 21:30	EPA 8260B	
Acetone	ND	3.4	20	ug/L	1	07/21/2016	07/21/2016 21:30	EPA 8260B	
Benzene	ND	0.089	0.50	ug/L	1	07/21/2016	07/21/2016 21:30	EPA 8260B	
Bromobenzene	ND	0.084	0.50	ug/L	1	07/21/2016	07/21/2016 21:30	EPA 8260B	
Bromochloromethane	ND	0.31	0.50	ug/L	1	07/21/2016	07/21/2016 21:30	EPA 8260B	
Bromodichloromethane	ND	0.077	0.50	ug/L	1	07/21/2016	07/21/2016 21:30	EPA 8260B	
Bromoform	ND	0.088	0.50	ug/L	1	07/21/2016	07/21/2016 21:30	EPA 8260B	
Bromomethane	ND	0.59	5.0	ug/L	1	07/21/2016	07/21/2016 21:30	EPA 8260B	
Carbon disulfide	ND	0.053	0.50	ug/L	1	07/21/2016	07/21/2016 21:30	EPA 8260B	
Carbon tetrachloride	ND	0.038	0.50	ug/L	1	07/21/2016	07/21/2016 21:30	EPA 8260B	
Chlorobenzene	ND	0.073	0.50	ug/L	1	07/21/2016	07/21/2016 21:30	EPA 8260B	
Chloroethane	ND	0.25	5.0	ug/L	1	07/21/2016	07/21/2016 21:30	EPA 8260B	
Chloroform	ND	0.062	0.50	ug/L	1	07/21/2016	07/21/2016 21:30	EPA 8260B	
Chloromethane	ND	0.16	2.0	ug/L	1	07/21/2016	07/21/2016 21:30	EPA 8260B	



2525 Advance Road
 Madison, WI 53718
 608.221.8700 Phone
 608.221.4889 Fax

TRC Environmental Corporation, Inc.
 708 Heartland Trail, Ste 3000
 Madison WI, 53717

Project: Madison Kipp Corp. Quarterly Sampling
 Project Number: 243950.000001
 Project Manager: Andrew Stehn

MW-3D2
A163008-05 (Water)

Date Sampled
07/20/2016 14:30

Analyte	Result	Limit of Detection	Limit of Quantitation	Units	Dilution	Prepared	Analyzed	Method	Qualifiers
---------	--------	--------------------	-----------------------	-------	----------	----------	----------	--------	------------

ECCS

Volatile Organic Compounds by Method 8260 - Purge and Trap

Preparation Batch: A607049

cis-1,2-Dichloroethene	3.0	0.11	0.50	ug/L	1	07/21/2016	07/21/2016 21:30	EPA 8260B	
cis-1,3-Dichloropropene	ND	0.061	0.50	ug/L	1	07/21/2016	07/21/2016 21:30	EPA 8260B	
Dibromochloromethane	ND	0.091	0.50	ug/L	1	07/21/2016	07/21/2016 21:30	EPA 8260B	
Dibromomethane	ND	0.14	0.50	ug/L	1	07/21/2016	07/21/2016 21:30	EPA 8260B	
Dichlorodifluoromethane	ND	0.11	0.50	ug/L	1	07/21/2016	07/21/2016 21:30	EPA 8260B	
Diisopropyl Ether	ND	0.15	0.50	ug/L	1	07/21/2016	07/21/2016 21:30	EPA 8260B	
Ethylbenzene	ND	0.054	0.50	ug/L	1	07/21/2016	07/21/2016 21:30	EPA 8260B	
Hexachlorobutadiene	ND	0.13	2.0	ug/L	1	07/21/2016	07/21/2016 21:30	EPA 8260B	
Isopropylbenzene	ND	0.081	0.50	ug/L	1	07/21/2016	07/21/2016 21:30	EPA 8260B	
m,p-Xylene	ND	0.057	1.0	ug/L	1	07/21/2016	07/21/2016 21:30	EPA 8260B	
Methyl t-Butyl Ether	ND	0.14	0.50	ug/L	1	07/21/2016	07/21/2016 21:30	EPA 8260B	
Methylene chloride	ND	0.14	2.0	ug/L	1	07/21/2016	07/21/2016 21:30	EPA 8260B	
Naphthalene	0.11	0.088	5.0	ug/L	1	07/21/2016	07/21/2016 21:30	EPA 8260B	B, LC, J
n-Butyl Benzene	ND	0.14	0.50	ug/L	1	07/21/2016	07/21/2016 21:30	EPA 8260B	
n-Hexane	ND	0.21	0.50	ug/L	1	07/21/2016	07/21/2016 21:30	EPA 8260B	
n-Propyl Benzene	ND	0.10	0.50	ug/L	1	07/21/2016	07/21/2016 21:30	EPA 8260B	
o-Xylene	ND	0.058	0.50	ug/L	1	07/21/2016	07/21/2016 21:30	EPA 8260B	
p-Isopropyltoluene	ND	0.085	0.50	ug/L	1	07/21/2016	07/21/2016 21:30	EPA 8260B	
sec-Butyl Benzene	ND	0.13	0.50	ug/L	1	07/21/2016	07/21/2016 21:30	EPA 8260B	
Styrene	ND	0.065	0.50	ug/L	1	07/21/2016	07/21/2016 21:30	EPA 8260B	
tert-Butylbenzene	ND	0.12	0.50	ug/L	1	07/21/2016	07/21/2016 21:30	EPA 8260B	
Tetrachloroethene	18	0.081	0.50	ug/L	1	07/21/2016	07/21/2016 21:30	EPA 8260B	
Tetrahydrofuran	ND	1.2	10	ug/L	1	07/21/2016	07/21/2016 21:30	EPA 8260B	
Toluene	ND	0.053	0.50	ug/L	1	07/21/2016	07/21/2016 21:30	EPA 8260B	
trans-1,2-Dichloroethene	0.13	0.11	0.50	ug/L	1	07/21/2016	07/21/2016 21:30	EPA 8260B	J
trans-1,3-Dichloropropene	ND	0.096	0.50	ug/L	1	07/21/2016	07/21/2016 21:30	EPA 8260B	
Trichloroethene	2.4	0.062	0.50	ug/L	1	07/21/2016	07/21/2016 21:30	EPA 8260B	
Trichlorofluoromethane	ND	0.13	0.50	ug/L	1	07/21/2016	07/21/2016 21:30	EPA 8260B	
Vinyl chloride	ND	0.16	0.50	ug/L	1	07/21/2016	07/21/2016 21:30	EPA 8260B	
<i>Surrogate: Dibromofluoromethane</i>			99.5 %	60-140		07/21/2016	07/21/2016 21:30	EPA 8260B	
<i>Surrogate: Toluene-d8</i>			90.9 %	60-140		07/21/2016	07/21/2016 21:30	EPA 8260B	
<i>Surrogate: 4-Bromofluorobenzene</i>			89.5 %	60-140		07/21/2016	07/21/2016 21:30	EPA 8260B	



2525 Advance Road
 Madison, WI 53718
 608.221.8700 Phone
 608.221.4889 Fax

TRC Environmental Corporation, Inc.
 708 Heartland Trail, Ste 3000
 Madison WI, 53717

Project: Madison Kipp Corp. Quarterly Sampling
 Project Number: 243950.000001
 Project Manager: Andrew Stehn

MW-4D2
A163008-06 (Water)

Date Sampled
07/19/2016 17:05

Analyte	Result	Limit of Detection	Limit of Quantitation	Units	Dilution	Prepared	Analyzed	Method	Qualifiers
---------	--------	--------------------	-----------------------	-------	----------	----------	----------	--------	------------

ECCS

Volatile Organic Compounds by Method 8260 - Purge and Trap

Preparation Batch: A607049

Analyte	Result	Limit of Detection	Limit of Quantitation	Units	Dilution	Prepared	Analyzed	Method	Qualifiers
1,1,1,2-Tetrachloroethane	ND	0.11	0.50	ug/L	1	07/21/2016	07/22/2016 20:24	EPA 8260B	
1,1,1-Trichloroethane	0.17	0.10	0.50	ug/L	1	07/21/2016	07/22/2016 20:24	EPA 8260B	J
1,1,2,2-Tetrachloroethane	ND	0.099	0.50	ug/L	1	07/21/2016	07/22/2016 20:24	EPA 8260B	
1,1,2-Trichloroethane	ND	0.10	0.50	ug/L	1	07/21/2016	07/22/2016 20:24	EPA 8260B	
1,1,2-Trichlorotrifluoroethane	ND	0.13	0.50	ug/L	1	07/21/2016	07/22/2016 20:24	EPA 8260B	
1,1-Dichloroethane	ND	0.12	0.50	ug/L	1	07/21/2016	07/22/2016 20:24	EPA 8260B	
1,1-Dichloroethene	ND	0.14	0.50	ug/L	1	07/21/2016	07/22/2016 20:24	EPA 8260B	
1,1-Dichloropropene	ND	0.11	0.50	ug/L	1	07/21/2016	07/22/2016 20:24	EPA 8260B	
1,2,3-Trichlorobenzene	ND	0.045	2.0	ug/L	1	07/21/2016	07/22/2016 20:24	EPA 8260B	
1,2,3-Trichloropropane	ND	0.15	1.0	ug/L	1	07/21/2016	07/22/2016 20:24	EPA 8260B	
1,2,4-Trichlorobenzene	ND	0.077	2.0	ug/L	1	07/21/2016	07/22/2016 20:24	EPA 8260B	
1,2,4-Trimethylbenzene	ND	0.060	0.50	ug/L	1	07/21/2016	07/22/2016 20:24	EPA 8260B	
1,2-Dibromo-3-chloropropane	ND	0.25	0.50	ug/L	1	07/21/2016	07/22/2016 20:24	EPA 8260B	
1,2-Dibromoethane (EDB)	ND	0.13	0.50	ug/L	1	07/21/2016	07/22/2016 20:24	EPA 8260B	
1,2-Dichlorobenzene	ND	0.076	0.50	ug/L	1	07/21/2016	07/22/2016 20:24	EPA 8260B	
1,2-Dichloroethane	ND	0.078	0.50	ug/L	1	07/21/2016	07/22/2016 20:24	EPA 8260B	
1,2-Dichloropropane	ND	0.10	0.50	ug/L	1	07/21/2016	07/22/2016 20:24	EPA 8260B	
1,3,5-Trimethylbenzene	ND	0.075	0.50	ug/L	1	07/21/2016	07/22/2016 20:24	EPA 8260B	
1,3-Dichlorobenzene	ND	0.096	0.50	ug/L	1	07/21/2016	07/22/2016 20:24	EPA 8260B	
1,3-Dichloropropane	ND	0.11	0.50	ug/L	1	07/21/2016	07/22/2016 20:24	EPA 8260B	
1,4-Dichlorobenzene	ND	0.070	0.50	ug/L	1	07/21/2016	07/22/2016 20:24	EPA 8260B	
2,2-Dichloropropane	ND	0.14	0.50	ug/L	1	07/21/2016	07/22/2016 20:24	EPA 8260B	
2-Butanone	ND	3.0	20	ug/L	1	07/21/2016	07/22/2016 20:24	EPA 8260B	
2-Chlorotoluene	ND	0.075	0.50	ug/L	1	07/21/2016	07/22/2016 20:24	EPA 8260B	
2-Hexanone	ND	0.95	20	ug/L	1	07/21/2016	07/22/2016 20:24	EPA 8260B	
4-Chlorotoluene	ND	0.073	0.50	ug/L	1	07/21/2016	07/22/2016 20:24	EPA 8260B	
4-Methyl-2-pentanone	ND	0.77	20	ug/L	1	07/21/2016	07/22/2016 20:24	EPA 8260B	
Acetone	ND	3.4	20	ug/L	1	07/21/2016	07/22/2016 20:24	EPA 8260B	
Benzene	ND	0.089	0.50	ug/L	1	07/21/2016	07/22/2016 20:24	EPA 8260B	
Bromobenzene	ND	0.084	0.50	ug/L	1	07/21/2016	07/22/2016 20:24	EPA 8260B	
Bromochloromethane	ND	0.31	0.50	ug/L	1	07/21/2016	07/22/2016 20:24	EPA 8260B	
Bromodichloromethane	ND	0.077	0.50	ug/L	1	07/21/2016	07/22/2016 20:24	EPA 8260B	
Bromoform	ND	0.088	0.50	ug/L	1	07/21/2016	07/22/2016 20:24	EPA 8260B	
Bromomethane	ND	0.59	5.0	ug/L	1	07/21/2016	07/22/2016 20:24	EPA 8260B	
Carbon disulfide	ND	0.053	0.50	ug/L	1	07/21/2016	07/22/2016 20:24	EPA 8260B	
Carbon tetrachloride	ND	0.038	0.50	ug/L	1	07/21/2016	07/22/2016 20:24	EPA 8260B	
Chlorobenzene	ND	0.073	0.50	ug/L	1	07/21/2016	07/22/2016 20:24	EPA 8260B	
Chloroethane	ND	0.25	5.0	ug/L	1	07/21/2016	07/22/2016 20:24	EPA 8260B	
Chloroform	ND	0.062	0.50	ug/L	1	07/21/2016	07/22/2016 20:24	EPA 8260B	
Chloromethane	0.20	0.16	2.0	ug/L	1	07/21/2016	07/22/2016 20:24	EPA 8260B	HC, J



2525 Advance Road
 Madison, WI 53718
 608.221.8700 Phone
 608.221.4889 Fax

TRC Environmental Corporation, Inc.
 708 Heartland Trail, Ste 3000
 Madison WI, 53717

Project: Madison Kipp Corp. Quarterly Sampling
 Project Number: 243950.000001
 Project Manager: Andrew Stehn

MW-4D2
A163008-06 (Water)

Date Sampled
07/19/2016 17:05

Analyte	Result	Limit of Detection	Limit of Quantitation	Units	Dilution	Prepared	Analyzed	Method	Qualifiers
---------	--------	--------------------	-----------------------	-------	----------	----------	----------	--------	------------

ECCS

Volatile Organic Compounds by Method 8260 - Purge and Trap

Preparation Batch: A607049

cis-1,2-Dichloroethene	ND	0.11	0.50	ug/L	1	07/21/2016	07/22/2016 20:24	EPA 8260B	
cis-1,3-Dichloropropene	ND	0.061	0.50	ug/L	1	07/21/2016	07/22/2016 20:24	EPA 8260B	
Dibromochloromethane	ND	0.091	0.50	ug/L	1	07/21/2016	07/22/2016 20:24	EPA 8260B	
Dibromomethane	ND	0.14	0.50	ug/L	1	07/21/2016	07/22/2016 20:24	EPA 8260B	
Dichlorodifluoromethane	ND	0.11	0.50	ug/L	1	07/21/2016	07/22/2016 20:24	EPA 8260B	
Diisopropyl Ether	ND	0.15	0.50	ug/L	1	07/21/2016	07/22/2016 20:24	EPA 8260B	
Ethylbenzene	ND	0.054	0.50	ug/L	1	07/21/2016	07/22/2016 20:24	EPA 8260B	
Hexachlorobutadiene	ND	0.13	2.0	ug/L	1	07/21/2016	07/22/2016 20:24	EPA 8260B	
Isopropylbenzene	ND	0.081	0.50	ug/L	1	07/21/2016	07/22/2016 20:24	EPA 8260B	
m,p-Xylene	ND	0.057	1.0	ug/L	1	07/21/2016	07/22/2016 20:24	EPA 8260B	
Methyl t-Butyl Ether	ND	0.14	0.50	ug/L	1	07/21/2016	07/22/2016 20:24	EPA 8260B	
Methylene chloride	ND	0.14	2.0	ug/L	1	07/21/2016	07/22/2016 20:24	EPA 8260B	
Naphthalene	ND	0.088	5.0	ug/L	1	07/21/2016	07/22/2016 20:24	EPA 8260B	
n-Butyl Benzene	ND	0.14	0.50	ug/L	1	07/21/2016	07/22/2016 20:24	EPA 8260B	
n-Hexane	ND	0.21	0.50	ug/L	1	07/21/2016	07/22/2016 20:24	EPA 8260B	
n-Propyl Benzene	ND	0.10	0.50	ug/L	1	07/21/2016	07/22/2016 20:24	EPA 8260B	
o-Xylene	ND	0.058	0.50	ug/L	1	07/21/2016	07/22/2016 20:24	EPA 8260B	
p-Isopropyltoluene	ND	0.085	0.50	ug/L	1	07/21/2016	07/22/2016 20:24	EPA 8260B	
sec-Butyl Benzene	ND	0.13	0.50	ug/L	1	07/21/2016	07/22/2016 20:24	EPA 8260B	
Styrene	ND	0.065	0.50	ug/L	1	07/21/2016	07/22/2016 20:24	EPA 8260B	
tert-Butylbenzene	ND	0.12	0.50	ug/L	1	07/21/2016	07/22/2016 20:24	EPA 8260B	
Tetrachloroethene	0.45	0.081	0.50	ug/L	1	07/21/2016	07/22/2016 20:24	EPA 8260B	J
Tetrahydrofuran	ND	1.2	10	ug/L	1	07/21/2016	07/22/2016 20:24	EPA 8260B	
Toluene	ND	0.053	0.50	ug/L	1	07/21/2016	07/22/2016 20:24	EPA 8260B	
trans-1,2-Dichloroethene	ND	0.11	0.50	ug/L	1	07/21/2016	07/22/2016 20:24	EPA 8260B	
trans-1,3-Dichloropropene	ND	0.096	0.50	ug/L	1	07/21/2016	07/22/2016 20:24	EPA 8260B	LC
Trichloroethene	ND	0.062	0.50	ug/L	1	07/21/2016	07/22/2016 20:24	EPA 8260B	
Trichlorofluoromethane	ND	0.13	0.50	ug/L	1	07/21/2016	07/22/2016 20:24	EPA 8260B	
Vinyl chloride	ND	0.16	0.50	ug/L	1	07/21/2016	07/22/2016 20:24	EPA 8260B	
Surrogate: Dibromofluoromethane			103 %	60-140		07/21/2016	07/22/2016 20:24	EPA 8260B	
Surrogate: Toluene-d8			91.1 %	60-140		07/21/2016	07/22/2016 20:24	EPA 8260B	
Surrogate: 4-Bromofluorobenzene			92.3 %	60-140		07/21/2016	07/22/2016 20:24	EPA 8260B	



2525 Advance Road
 Madison, WI 53718
 608.221.8700 Phone
 608.221.4889 Fax

TRC Environmental Corporation, Inc.
 708 Heartland Trail, Ste 3000
 Madison WI, 53717

Project: Madison Kipp Corp. Quarterly Sampling
 Project Number: 243950.000001
 Project Manager: Andrew Stehn

MW-5D
A163008-07 (Water)

Date Sampled
07/18/2016 18:15

Analyte	Result	Limit of Detection	Limit of Quantitation	Units	Dilution	Prepared	Analyzed	Method	Qualifiers
---------	--------	--------------------	-----------------------	-------	----------	----------	----------	--------	------------

ECCS

Volatile Organic Compounds by Method 8260 - Purge and Trap

Preparation Batch: A607049

Analyte	Result	Limit of Detection	Limit of Quantitation	Units	Dilution	Prepared	Analyzed	Method	Qualifiers
1,1,1,2-Tetrachloroethane	ND	0.11	0.50	ug/L	1	07/21/2016	07/22/2016 20:53	EPA 8260B	
1,1,1-Trichloroethane	ND	0.10	0.50	ug/L	1	07/21/2016	07/22/2016 20:53	EPA 8260B	
1,1,2,2-Tetrachloroethane	ND	0.099	0.50	ug/L	1	07/21/2016	07/22/2016 20:53	EPA 8260B	
1,1,2-Trichloroethane	ND	0.10	0.50	ug/L	1	07/21/2016	07/22/2016 20:53	EPA 8260B	
1,1,2-Trichlorotrifluoroethane	ND	0.13	0.50	ug/L	1	07/21/2016	07/22/2016 20:53	EPA 8260B	
1,1-Dichloroethane	ND	0.12	0.50	ug/L	1	07/21/2016	07/22/2016 20:53	EPA 8260B	
1,1-Dichloroethene	ND	0.14	0.50	ug/L	1	07/21/2016	07/22/2016 20:53	EPA 8260B	
1,1-Dichloropropene	ND	0.11	0.50	ug/L	1	07/21/2016	07/22/2016 20:53	EPA 8260B	
1,2,3-Trichlorobenzene	0.23	0.045	2.0	ug/L	1	07/21/2016	07/22/2016 20:53	EPA 8260B	B, J
1,2,3-Trichloropropane	ND	0.15	1.0	ug/L	1	07/21/2016	07/22/2016 20:53	EPA 8260B	
1,2,4-Trichlorobenzene	0.13	0.077	2.0	ug/L	1	07/21/2016	07/22/2016 20:53	EPA 8260B	B, J
1,2,4-Trimethylbenzene	ND	0.060	0.50	ug/L	1	07/21/2016	07/22/2016 20:53	EPA 8260B	
1,2-Dibromo-3-chloropropane	ND	0.25	0.50	ug/L	1	07/21/2016	07/22/2016 20:53	EPA 8260B	
1,2-Dibromoethane (EDB)	ND	0.13	0.50	ug/L	1	07/21/2016	07/22/2016 20:53	EPA 8260B	
1,2-Dichlorobenzene	ND	0.076	0.50	ug/L	1	07/21/2016	07/22/2016 20:53	EPA 8260B	
1,2-Dichloroethane	ND	0.078	0.50	ug/L	1	07/21/2016	07/22/2016 20:53	EPA 8260B	
1,2-Dichloropropane	ND	0.10	0.50	ug/L	1	07/21/2016	07/22/2016 20:53	EPA 8260B	
1,3,5-Trimethylbenzene	ND	0.075	0.50	ug/L	1	07/21/2016	07/22/2016 20:53	EPA 8260B	
1,3-Dichlorobenzene	ND	0.096	0.50	ug/L	1	07/21/2016	07/22/2016 20:53	EPA 8260B	
1,3-Dichloropropane	ND	0.11	0.50	ug/L	1	07/21/2016	07/22/2016 20:53	EPA 8260B	
1,4-Dichlorobenzene	ND	0.070	0.50	ug/L	1	07/21/2016	07/22/2016 20:53	EPA 8260B	
2,2-Dichloropropane	ND	0.14	0.50	ug/L	1	07/21/2016	07/22/2016 20:53	EPA 8260B	
2-Butanone	ND	3.0	20	ug/L	1	07/21/2016	07/22/2016 20:53	EPA 8260B	
2-Chlorotoluene	ND	0.075	0.50	ug/L	1	07/21/2016	07/22/2016 20:53	EPA 8260B	
2-Hexanone	ND	0.95	20	ug/L	1	07/21/2016	07/22/2016 20:53	EPA 8260B	
4-Chlorotoluene	ND	0.073	0.50	ug/L	1	07/21/2016	07/22/2016 20:53	EPA 8260B	
4-Methyl-2-pentanone	ND	0.77	20	ug/L	1	07/21/2016	07/22/2016 20:53	EPA 8260B	
Acetone	ND	3.4	20	ug/L	1	07/21/2016	07/22/2016 20:53	EPA 8260B	
Benzene	ND	0.089	0.50	ug/L	1	07/21/2016	07/22/2016 20:53	EPA 8260B	
Bromobenzene	ND	0.084	0.50	ug/L	1	07/21/2016	07/22/2016 20:53	EPA 8260B	
Bromochloromethane	ND	0.31	0.50	ug/L	1	07/21/2016	07/22/2016 20:53	EPA 8260B	
Bromodichloromethane	ND	0.077	0.50	ug/L	1	07/21/2016	07/22/2016 20:53	EPA 8260B	
Bromoform	ND	0.088	0.50	ug/L	1	07/21/2016	07/22/2016 20:53	EPA 8260B	
Bromomethane	ND	0.59	5.0	ug/L	1	07/21/2016	07/22/2016 20:53	EPA 8260B	
Carbon disulfide	ND	0.053	0.50	ug/L	1	07/21/2016	07/22/2016 20:53	EPA 8260B	
Carbon tetrachloride	ND	0.038	0.50	ug/L	1	07/21/2016	07/22/2016 20:53	EPA 8260B	
Chlorobenzene	ND	0.073	0.50	ug/L	1	07/21/2016	07/22/2016 20:53	EPA 8260B	
Chloroethane	ND	0.25	5.0	ug/L	1	07/21/2016	07/22/2016 20:53	EPA 8260B	
Chloroform	ND	0.062	0.50	ug/L	1	07/21/2016	07/22/2016 20:53	EPA 8260B	
Chloromethane	ND	0.16	2.0	ug/L	1	07/21/2016	07/22/2016 20:53	EPA 8260B	



2525 Advance Road
 Madison, WI 53718
 608.221.8700 Phone
 608.221.4889 Fax

TRC Environmental Corporation, Inc.
 708 Heartland Trail, Ste 3000
 Madison WI, 53717

Project: Madison Kipp Corp. Quarterly Sampling
 Project Number: 243950.000001
 Project Manager: Andrew Stehn

MW-5D
A163008-07 (Water)

Date Sampled
07/18/2016 18:15

Analyte	Result	Limit of Detection	Limit of Quantitation	Units	Dilution	Prepared	Analyzed	Method	Qualifiers
---------	--------	--------------------	-----------------------	-------	----------	----------	----------	--------	------------

ECCS

Volatile Organic Compounds by Method 8260 - Purge and Trap

Preparation Batch: A607049

Analyte	Result	Limit of Detection	Limit of Quantitation	Units	Dilution	Prepared	Analyzed	Method	Qualifiers
cis-1,2-Dichloroethene	3.0	0.11	0.50	ug/L	1	07/21/2016	07/22/2016 20:53	EPA 8260B	
cis-1,3-Dichloropropene	ND	0.061	0.50	ug/L	1	07/21/2016	07/22/2016 20:53	EPA 8260B	
Dibromochloromethane	ND	0.091	0.50	ug/L	1	07/21/2016	07/22/2016 20:53	EPA 8260B	
Dibromomethane	ND	0.14	0.50	ug/L	1	07/21/2016	07/22/2016 20:53	EPA 8260B	
Dichlorodifluoromethane	ND	0.11	0.50	ug/L	1	07/21/2016	07/22/2016 20:53	EPA 8260B	
Diisopropyl Ether	ND	0.15	0.50	ug/L	1	07/21/2016	07/22/2016 20:53	EPA 8260B	
Ethylbenzene	ND	0.054	0.50	ug/L	1	07/21/2016	07/22/2016 20:53	EPA 8260B	
Hexachlorobutadiene	ND	0.13	2.0	ug/L	1	07/21/2016	07/22/2016 20:53	EPA 8260B	
Isopropylbenzene	ND	0.081	0.50	ug/L	1	07/21/2016	07/22/2016 20:53	EPA 8260B	
m,p-Xylene	ND	0.057	1.0	ug/L	1	07/21/2016	07/22/2016 20:53	EPA 8260B	
Methyl t-Butyl Ether	ND	0.14	0.50	ug/L	1	07/21/2016	07/22/2016 20:53	EPA 8260B	
Methylene chloride	ND	0.14	2.0	ug/L	1	07/21/2016	07/22/2016 20:53	EPA 8260B	
Naphthalene	0.22	0.088	5.0	ug/L	1	07/21/2016	07/22/2016 20:53	EPA 8260B	B, J
n-Butyl Benzene	ND	0.14	0.50	ug/L	1	07/21/2016	07/22/2016 20:53	EPA 8260B	
n-Hexane	ND	0.21	0.50	ug/L	1	07/21/2016	07/22/2016 20:53	EPA 8260B	
n-Propyl Benzene	ND	0.10	0.50	ug/L	1	07/21/2016	07/22/2016 20:53	EPA 8260B	
o-Xylene	ND	0.058	0.50	ug/L	1	07/21/2016	07/22/2016 20:53	EPA 8260B	
p-Isopropyltoluene	ND	0.085	0.50	ug/L	1	07/21/2016	07/22/2016 20:53	EPA 8260B	
sec-Butyl Benzene	ND	0.13	0.50	ug/L	1	07/21/2016	07/22/2016 20:53	EPA 8260B	
Styrene	0.24	0.065	0.50	ug/L	1	07/21/2016	07/22/2016 20:53	EPA 8260B	J
tert-Butylbenzene	ND	0.12	0.50	ug/L	1	07/21/2016	07/22/2016 20:53	EPA 8260B	
Tetrachloroethene	8.2	0.081	0.50	ug/L	1	07/21/2016	07/22/2016 20:53	EPA 8260B	
Tetrahydrofuran	ND	1.2	10	ug/L	1	07/21/2016	07/22/2016 20:53	EPA 8260B	
Toluene	ND	0.053	0.50	ug/L	1	07/21/2016	07/22/2016 20:53	EPA 8260B	
trans-1,2-Dichloroethene	ND	0.11	0.50	ug/L	1	07/21/2016	07/22/2016 20:53	EPA 8260B	
trans-1,3-Dichloropropene	ND	0.096	0.50	ug/L	1	07/21/2016	07/22/2016 20:53	EPA 8260B	LC
Trichloroethene	0.70	0.062	0.50	ug/L	1	07/21/2016	07/22/2016 20:53	EPA 8260B	
Trichlorofluoromethane	ND	0.13	0.50	ug/L	1	07/21/2016	07/22/2016 20:53	EPA 8260B	
Vinyl chloride	ND	0.16	0.50	ug/L	1	07/21/2016	07/22/2016 20:53	EPA 8260B	
Surrogate: Dibromofluoromethane			103 %	60-140		07/21/2016	07/22/2016 20:53	EPA 8260B	
Surrogate: Toluene-d8			88.9 %	60-140		07/21/2016	07/22/2016 20:53	EPA 8260B	
Surrogate: 4-Bromofluorobenzene			88.8 %	60-140		07/21/2016	07/22/2016 20:53	EPA 8260B	



2525 Advance Road
 Madison, WI 53718
 608.221.8700 Phone
 608.221.4889 Fax

TRC Environmental Corporation, Inc.
 708 Heartland Trail, Ste 3000
 Madison WI, 53717

Project: Madison Kipp Corp. Quarterly Sampling
 Project Number: 243950.000001
 Project Manager: Andrew Stehn

MW-5D2
A163008-08 (Water)

Date Sampled
07/18/2016 17:59

Analyte	Result	Limit of Detection	Limit of Quantitation	Units	Dilution	Prepared	Analyzed	Method	Qualifiers
---------	--------	--------------------	-----------------------	-------	----------	----------	----------	--------	------------

ECCS

Volatile Organic Compounds by Method 8260 - Purge and Trap

Preparation Batch: A607049

1,1,1,2-Tetrachloroethane	ND	1.1	5.0	ug/L	10	07/21/2016	07/22/2016 16:29	EPA 8260B	
1,1,1-Trichloroethane	ND	1.0	5.0	ug/L	10	07/21/2016	07/22/2016 16:29	EPA 8260B	
1,1,2,2-Tetrachloroethane	ND	0.99	5.0	ug/L	10	07/21/2016	07/22/2016 16:29	EPA 8260B	
1,1,2-Trichloroethane	ND	1.0	5.0	ug/L	10	07/21/2016	07/22/2016 16:29	EPA 8260B	
1,1,2-Trichlorotrifluoroethane	ND	1.3	5.0	ug/L	10	07/21/2016	07/22/2016 16:29	EPA 8260B	
1,1-Dichloroethane	ND	1.2	5.0	ug/L	10	07/21/2016	07/22/2016 16:29	EPA 8260B	
1,1-Dichloroethene	ND	1.4	5.0	ug/L	10	07/21/2016	07/22/2016 16:29	EPA 8260B	
1,1-Dichloropropene	ND	1.1	5.0	ug/L	10	07/21/2016	07/22/2016 16:29	EPA 8260B	
1,2,3-Trichlorobenzene	ND	0.45	20	ug/L	10	07/21/2016	07/22/2016 16:29	EPA 8260B	
1,2,3-Trichloropropane	ND	1.5	10	ug/L	10	07/21/2016	07/22/2016 16:29	EPA 8260B	
1,2,4-Trichlorobenzene	ND	0.77	20	ug/L	10	07/21/2016	07/22/2016 16:29	EPA 8260B	
1,2,4-Trimethylbenzene	ND	0.60	5.0	ug/L	10	07/21/2016	07/22/2016 16:29	EPA 8260B	
1,2-Dibromo-3-chloropropane	ND	2.5	5.0	ug/L	10	07/21/2016	07/22/2016 16:29	EPA 8260B	
1,2-Dibromoethane (EDB)	ND	1.3	5.0	ug/L	10	07/21/2016	07/22/2016 16:29	EPA 8260B	
1,2-Dichlorobenzene	ND	0.76	5.0	ug/L	10	07/21/2016	07/22/2016 16:29	EPA 8260B	
1,2-Dichloroethane	ND	0.78	5.0	ug/L	10	07/21/2016	07/22/2016 16:29	EPA 8260B	
1,2-Dichloropropane	ND	1.0	5.0	ug/L	10	07/21/2016	07/22/2016 16:29	EPA 8260B	
1,3,5-Trimethylbenzene	ND	0.75	5.0	ug/L	10	07/21/2016	07/22/2016 16:29	EPA 8260B	
1,3-Dichlorobenzene	ND	0.96	5.0	ug/L	10	07/21/2016	07/22/2016 16:29	EPA 8260B	
1,3-Dichloropropane	ND	1.1	5.0	ug/L	10	07/21/2016	07/22/2016 16:29	EPA 8260B	
1,4-Dichlorobenzene	ND	0.70	5.0	ug/L	10	07/21/2016	07/22/2016 16:29	EPA 8260B	
2,2-Dichloropropane	ND	1.4	5.0	ug/L	10	07/21/2016	07/22/2016 16:29	EPA 8260B	
2-Butanone	ND	30	200	ug/L	10	07/21/2016	07/22/2016 16:29	EPA 8260B	
2-Chlorotoluene	ND	0.75	5.0	ug/L	10	07/21/2016	07/22/2016 16:29	EPA 8260B	
2-Hexanone	ND	9.5	200	ug/L	10	07/21/2016	07/22/2016 16:29	EPA 8260B	
4-Chlorotoluene	ND	0.73	5.0	ug/L	10	07/21/2016	07/22/2016 16:29	EPA 8260B	
4-Methyl-2-pentanone	ND	7.7	200	ug/L	10	07/21/2016	07/22/2016 16:29	EPA 8260B	
Acetone	ND	34	200	ug/L	10	07/21/2016	07/22/2016 16:29	EPA 8260B	
Benzene	ND	0.89	5.0	ug/L	10	07/21/2016	07/22/2016 16:29	EPA 8260B	
Bromobenzene	ND	0.84	5.0	ug/L	10	07/21/2016	07/22/2016 16:29	EPA 8260B	
Bromochloromethane	ND	3.1	5.0	ug/L	10	07/21/2016	07/22/2016 16:29	EPA 8260B	
Bromodichloromethane	ND	0.77	5.0	ug/L	10	07/21/2016	07/22/2016 16:29	EPA 8260B	
Bromoform	ND	0.88	5.0	ug/L	10	07/21/2016	07/22/2016 16:29	EPA 8260B	
Bromomethane	ND	5.9	50	ug/L	10	07/21/2016	07/22/2016 16:29	EPA 8260B	
Carbon disulfide	ND	0.53	5.0	ug/L	10	07/21/2016	07/22/2016 16:29	EPA 8260B	
Carbon tetrachloride	ND	0.38	5.0	ug/L	10	07/21/2016	07/22/2016 16:29	EPA 8260B	
Chlorobenzene	ND	0.73	5.0	ug/L	10	07/21/2016	07/22/2016 16:29	EPA 8260B	
Chloroethane	ND	2.5	50	ug/L	10	07/21/2016	07/22/2016 16:29	EPA 8260B	
Chloroform	ND	0.62	5.0	ug/L	10	07/21/2016	07/22/2016 16:29	EPA 8260B	
Chloromethane	ND	1.6	20	ug/L	10	07/21/2016	07/22/2016 16:29	EPA 8260B	



2525 Advance Road
 Madison, WI 53718
 608.221.8700 Phone
 608.221.4889 Fax

TRC Environmental Corporation, Inc.
 708 Heartland Trail, Ste 3000
 Madison WI, 53717

Project: Madison Kipp Corp. Quarterly Sampling
 Project Number: 243950.000001
 Project Manager: Andrew Stehn

MW-5D2
A163008-08 (Water)

Date Sampled
07/18/2016 17:59

Analyte	Result	Limit of Detection	Limit of Quantitation	Units	Dilution	Prepared	Analyzed	Method	Qualifiers
---------	--------	--------------------	-----------------------	-------	----------	----------	----------	--------	------------

ECCS

Volatile Organic Compounds by Method 8260 - Purge and Trap

Preparation Batch: A607049

cis-1,2-Dichloroethene	6.1	1.1	5.0	ug/L	10	07/21/2016	07/22/2016 16:29	EPA 8260B	D
cis-1,3-Dichloropropene	ND	0.61	5.0	ug/L	10	07/21/2016	07/22/2016 16:29	EPA 8260B	
Dibromochloromethane	ND	0.91	5.0	ug/L	10	07/21/2016	07/22/2016 16:29	EPA 8260B	
Dibromomethane	ND	1.4	5.0	ug/L	10	07/21/2016	07/22/2016 16:29	EPA 8260B	
Dichlorodifluoromethane	ND	1.1	5.0	ug/L	10	07/21/2016	07/22/2016 16:29	EPA 8260B	
Diisopropyl Ether	ND	1.5	5.0	ug/L	10	07/21/2016	07/22/2016 16:29	EPA 8260B	
Ethylbenzene	ND	0.54	5.0	ug/L	10	07/21/2016	07/22/2016 16:29	EPA 8260B	
Hexachlorobutadiene	ND	1.3	20	ug/L	10	07/21/2016	07/22/2016 16:29	EPA 8260B	
Isopropylbenzene	ND	0.81	5.0	ug/L	10	07/21/2016	07/22/2016 16:29	EPA 8260B	
m,p-Xylene	ND	0.57	10	ug/L	10	07/21/2016	07/22/2016 16:29	EPA 8260B	
Methyl t-Butyl Ether	ND	1.4	5.0	ug/L	10	07/21/2016	07/22/2016 16:29	EPA 8260B	
Methylene chloride	ND	1.4	20	ug/L	10	07/21/2016	07/22/2016 16:29	EPA 8260B	
Naphthalene	ND	0.88	50	ug/L	10	07/21/2016	07/22/2016 16:29	EPA 8260B	
n-Butyl Benzene	ND	1.4	5.0	ug/L	10	07/21/2016	07/22/2016 16:29	EPA 8260B	
n-Hexane	ND	2.1	5.0	ug/L	10	07/21/2016	07/22/2016 16:29	EPA 8260B	
n-Propyl Benzene	ND	1.0	5.0	ug/L	10	07/21/2016	07/22/2016 16:29	EPA 8260B	
o-Xylene	ND	0.58	5.0	ug/L	10	07/21/2016	07/22/2016 16:29	EPA 8260B	
p-Isopropyltoluene	ND	0.85	5.0	ug/L	10	07/21/2016	07/22/2016 16:29	EPA 8260B	
sec-Butyl Benzene	ND	1.3	5.0	ug/L	10	07/21/2016	07/22/2016 16:29	EPA 8260B	
Styrene	ND	0.65	5.0	ug/L	10	07/21/2016	07/22/2016 16:29	EPA 8260B	
tert-Butylbenzene	ND	1.2	5.0	ug/L	10	07/21/2016	07/22/2016 16:29	EPA 8260B	
Tetrachloroethene	970	4.1	25	ug/L	50	07/21/2016	07/25/2016 09:52	EPA 8260B	D
Tetrahydrofuran	ND	12	100	ug/L	10	07/21/2016	07/22/2016 16:29	EPA 8260B	
Toluene	ND	0.53	5.0	ug/L	10	07/21/2016	07/22/2016 16:29	EPA 8260B	
trans-1,2-Dichloroethene	ND	1.1	5.0	ug/L	10	07/21/2016	07/22/2016 16:29	EPA 8260B	
trans-1,3-Dichloropropene	ND	0.96	5.0	ug/L	10	07/21/2016	07/22/2016 16:29	EPA 8260B	
Trichloroethene	13	0.62	5.0	ug/L	10	07/21/2016	07/22/2016 16:29	EPA 8260B	D
Trichlorofluoromethane	ND	1.3	5.0	ug/L	10	07/21/2016	07/22/2016 16:29	EPA 8260B	
Vinyl chloride	ND	1.6	5.0	ug/L	10	07/21/2016	07/22/2016 16:29	EPA 8260B	
Surrogate: Dibromofluoromethane			100 %	60-140		07/21/2016	07/22/2016 16:29	EPA 8260B	
Surrogate: Toluene-d8			92.3 %	60-140		07/21/2016	07/22/2016 16:29	EPA 8260B	
Surrogate: 4-Bromofluorobenzene			91.9 %	60-140		07/21/2016	07/22/2016 16:29	EPA 8260B	



2525 Advance Road
 Madison, WI 53718
 608.221.8700 Phone
 608.221.4889 Fax

TRC Environmental Corporation, Inc.
 708 Heartland Trail, Ste 3000
 Madison WI, 53717

Project: Madison Kipp Corp. Quarterly Sampling
 Project Number: 243950.000001
 Project Manager: Andrew Stehn

MW-5D3
A163008-09 (Water)

Date Sampled
07/20/2016 11:42

Analyte	Result	Limit of Detection	Limit of Quantitation	Units	Dilution	Prepared	Analyzed	Method	Qualifiers
---------	--------	--------------------	-----------------------	-------	----------	----------	----------	--------	------------

ECCS

Volatile Organic Compounds by Method 8260 - Purge and Trap

Preparation Batch: A607049

1,1,1,2-Tetrachloroethane	ND	0.11	0.50	ug/L	1	07/21/2016	07/22/2016 21:22	EPA 8260B	
1,1,1-Trichloroethane	ND	0.10	0.50	ug/L	1	07/21/2016	07/22/2016 21:22	EPA 8260B	
1,1,2,2-Tetrachloroethane	ND	0.099	0.50	ug/L	1	07/21/2016	07/22/2016 21:22	EPA 8260B	
1,1,2-Trichloroethane	ND	0.10	0.50	ug/L	1	07/21/2016	07/22/2016 21:22	EPA 8260B	
1,1,2-Trichlorotrifluoroethane	ND	0.13	0.50	ug/L	1	07/21/2016	07/22/2016 21:22	EPA 8260B	
1,1-Dichloroethane	ND	0.12	0.50	ug/L	1	07/21/2016	07/22/2016 21:22	EPA 8260B	
1,1-Dichloroethene	ND	0.14	0.50	ug/L	1	07/21/2016	07/22/2016 21:22	EPA 8260B	
1,1-Dichloropropene	ND	0.11	0.50	ug/L	1	07/21/2016	07/22/2016 21:22	EPA 8260B	
1,2,3-Trichlorobenzene	ND	0.045	2.0	ug/L	1	07/21/2016	07/22/2016 21:22	EPA 8260B	
1,2,3-Trichloropropane	ND	0.15	1.0	ug/L	1	07/21/2016	07/22/2016 21:22	EPA 8260B	
1,2,4-Trichlorobenzene	ND	0.077	2.0	ug/L	1	07/21/2016	07/22/2016 21:22	EPA 8260B	
1,2,4-Trimethylbenzene	ND	0.060	0.50	ug/L	1	07/21/2016	07/22/2016 21:22	EPA 8260B	
1,2-Dibromo-3-chloropropane	ND	0.25	0.50	ug/L	1	07/21/2016	07/22/2016 21:22	EPA 8260B	
1,2-Dibromoethane (EDB)	ND	0.13	0.50	ug/L	1	07/21/2016	07/22/2016 21:22	EPA 8260B	
1,2-Dichlorobenzene	ND	0.076	0.50	ug/L	1	07/21/2016	07/22/2016 21:22	EPA 8260B	
1,2-Dichloroethane	ND	0.078	0.50	ug/L	1	07/21/2016	07/22/2016 21:22	EPA 8260B	
1,2-Dichloropropane	ND	0.10	0.50	ug/L	1	07/21/2016	07/22/2016 21:22	EPA 8260B	
1,3,5-Trimethylbenzene	ND	0.075	0.50	ug/L	1	07/21/2016	07/22/2016 21:22	EPA 8260B	
1,3-Dichlorobenzene	ND	0.096	0.50	ug/L	1	07/21/2016	07/22/2016 21:22	EPA 8260B	
1,3-Dichloropropane	ND	0.11	0.50	ug/L	1	07/21/2016	07/22/2016 21:22	EPA 8260B	
1,4-Dichlorobenzene	ND	0.070	0.50	ug/L	1	07/21/2016	07/22/2016 21:22	EPA 8260B	
2,2-Dichloropropane	ND	0.14	0.50	ug/L	1	07/21/2016	07/22/2016 21:22	EPA 8260B	
2-Butanone	ND	3.0	20	ug/L	1	07/21/2016	07/22/2016 21:22	EPA 8260B	
2-Chlorotoluene	ND	0.075	0.50	ug/L	1	07/21/2016	07/22/2016 21:22	EPA 8260B	
2-Hexanone	ND	0.95	20	ug/L	1	07/21/2016	07/22/2016 21:22	EPA 8260B	
4-Chlorotoluene	ND	0.073	0.50	ug/L	1	07/21/2016	07/22/2016 21:22	EPA 8260B	
4-Methyl-2-pentanone	ND	0.77	20	ug/L	1	07/21/2016	07/22/2016 21:22	EPA 8260B	
Acetone	ND	3.4	20	ug/L	1	07/21/2016	07/22/2016 21:22	EPA 8260B	
Benzene	ND	0.089	0.50	ug/L	1	07/21/2016	07/22/2016 21:22	EPA 8260B	
Bromobenzene	ND	0.084	0.50	ug/L	1	07/21/2016	07/22/2016 21:22	EPA 8260B	
Bromochloromethane	ND	0.31	0.50	ug/L	1	07/21/2016	07/22/2016 21:22	EPA 8260B	
Bromodichloromethane	ND	0.077	0.50	ug/L	1	07/21/2016	07/22/2016 21:22	EPA 8260B	
Bromoform	ND	0.088	0.50	ug/L	1	07/21/2016	07/22/2016 21:22	EPA 8260B	
Bromomethane	ND	0.59	5.0	ug/L	1	07/21/2016	07/22/2016 21:22	EPA 8260B	
Carbon disulfide	0.10	0.053	0.50	ug/L	1	07/21/2016	07/22/2016 21:22	EPA 8260B	HC, J
Carbon tetrachloride	ND	0.038	0.50	ug/L	1	07/21/2016	07/22/2016 21:22	EPA 8260B	
Chlorobenzene	ND	0.073	0.50	ug/L	1	07/21/2016	07/22/2016 21:22	EPA 8260B	
Chloroethane	ND	0.25	5.0	ug/L	1	07/21/2016	07/22/2016 21:22	EPA 8260B	
Chloroform	ND	0.062	0.50	ug/L	1	07/21/2016	07/22/2016 21:22	EPA 8260B	
Chloromethane	ND	0.16	2.0	ug/L	1	07/21/2016	07/22/2016 21:22	EPA 8260B	



2525 Advance Road
 Madison, WI 53718
 608.221.8700 Phone
 608.221.4889 Fax

TRC Environmental Corporation, Inc.
 708 Heartland Trail, Ste 3000
 Madison WI, 53717

Project: Madison Kipp Corp. Quarterly Sampling
 Project Number: 243950.000001
 Project Manager: Andrew Stehn

MW-5D3
A163008-09 (Water)

Date Sampled
07/20/2016 11:42

Analyte	Result	Limit of Detection	Limit of Quantitation	Units	Dilution	Prepared	Analyzed	Method	Qualifiers
---------	--------	--------------------	-----------------------	-------	----------	----------	----------	--------	------------

ECCS

Volatile Organic Compounds by Method 8260 - Purge and Trap

Preparation Batch: A607049

cis-1,2-Dichloroethene	ND	0.11	0.50	ug/L	1	07/21/2016	07/22/2016 21:22	EPA 8260B	
cis-1,3-Dichloropropene	ND	0.061	0.50	ug/L	1	07/21/2016	07/22/2016 21:22	EPA 8260B	
Dibromochloromethane	ND	0.091	0.50	ug/L	1	07/21/2016	07/22/2016 21:22	EPA 8260B	
Dibromomethane	ND	0.14	0.50	ug/L	1	07/21/2016	07/22/2016 21:22	EPA 8260B	
Dichlorodifluoromethane	0.11	0.11	0.50	ug/L	1	07/21/2016	07/22/2016 21:22	EPA 8260B	HC, J
Diisopropyl Ether	ND	0.15	0.50	ug/L	1	07/21/2016	07/22/2016 21:22	EPA 8260B	
Ethylbenzene	0.18	0.054	0.50	ug/L	1	07/21/2016	07/22/2016 21:22	EPA 8260B	J
Hexachlorobutadiene	ND	0.13	2.0	ug/L	1	07/21/2016	07/22/2016 21:22	EPA 8260B	
Isopropylbenzene	ND	0.081	0.50	ug/L	1	07/21/2016	07/22/2016 21:22	EPA 8260B	
m,p-Xylene	0.49	0.057	1.0	ug/L	1	07/21/2016	07/22/2016 21:22	EPA 8260B	J
Methyl t-Butyl Ether	ND	0.14	0.50	ug/L	1	07/21/2016	07/22/2016 21:22	EPA 8260B	
Methylene chloride	ND	0.14	2.0	ug/L	1	07/21/2016	07/22/2016 21:22	EPA 8260B	
Naphthalene	ND	0.088	5.0	ug/L	1	07/21/2016	07/22/2016 21:22	EPA 8260B	
n-Butyl Benzene	ND	0.14	0.50	ug/L	1	07/21/2016	07/22/2016 21:22	EPA 8260B	
n-Hexane	ND	0.21	0.50	ug/L	1	07/21/2016	07/22/2016 21:22	EPA 8260B	
n-Propyl Benzene	ND	0.10	0.50	ug/L	1	07/21/2016	07/22/2016 21:22	EPA 8260B	
o-Xylene	0.24	0.058	0.50	ug/L	1	07/21/2016	07/22/2016 21:22	EPA 8260B	J
p-Isopropyltoluene	ND	0.085	0.50	ug/L	1	07/21/2016	07/22/2016 21:22	EPA 8260B	
sec-Butyl Benzene	ND	0.13	0.50	ug/L	1	07/21/2016	07/22/2016 21:22	EPA 8260B	
Styrene	ND	0.065	0.50	ug/L	1	07/21/2016	07/22/2016 21:22	EPA 8260B	
tert-Butylbenzene	ND	0.12	0.50	ug/L	1	07/21/2016	07/22/2016 21:22	EPA 8260B	
Tetrachloroethene	0.10	0.081	0.50	ug/L	1	07/21/2016	07/22/2016 21:22	EPA 8260B	J
Tetrahydrofuran	ND	1.2	10	ug/L	1	07/21/2016	07/22/2016 21:22	EPA 8260B	
Toluene	ND	0.053	0.50	ug/L	1	07/21/2016	07/22/2016 21:22	EPA 8260B	
trans-1,2-Dichloroethene	ND	0.11	0.50	ug/L	1	07/21/2016	07/22/2016 21:22	EPA 8260B	
trans-1,3-Dichloropropene	ND	0.096	0.50	ug/L	1	07/21/2016	07/22/2016 21:22	EPA 8260B	LC
Trichloroethene	ND	0.062	0.50	ug/L	1	07/21/2016	07/22/2016 21:22	EPA 8260B	
Trichlorofluoromethane	ND	0.13	0.50	ug/L	1	07/21/2016	07/22/2016 21:22	EPA 8260B	
Vinyl chloride	ND	0.16	0.50	ug/L	1	07/21/2016	07/22/2016 21:22	EPA 8260B	
Surrogate: Dibromofluoromethane			103 %	60-140		07/21/2016	07/22/2016 21:22	EPA 8260B	
Surrogate: Toluene-d8			95.7 %	60-140		07/21/2016	07/22/2016 21:22	EPA 8260B	
Surrogate: 4-Bromofluorobenzene			95.6 %	60-140		07/21/2016	07/22/2016 21:22	EPA 8260B	



2525 Advance Road
 Madison, WI 53718
 608.221.8700 Phone
 608.221.4889 Fax

TRC Environmental Corporation, Inc.
 708 Heartland Trail, Ste 3000
 Madison WI, 53717

Project: Madison Kipp Corp. Quarterly Sampling
 Project Number: 243950.000001
 Project Manager: Andrew Stehn

MW-6D
A163008-10 (Water)

Date Sampled
07/19/2016 15:26

Analyte	Result	Limit of Detection	Limit of Quantitation	Units	Dilution	Prepared	Analyzed	Method	Qualifiers
---------	--------	--------------------	-----------------------	-------	----------	----------	----------	--------	------------

ECCS

Volatile Organic Compounds by Method 8260 - Purge and Trap

Preparation Batch: A607049

Analyte	Result	Limit of Detection	Limit of Quantitation	Units	Dilution	Prepared	Analyzed	Method	Qualifiers
1,1,1,2-Tetrachloroethane	ND	1.1	5.0	ug/L	10	07/21/2016	07/22/2016 16:59	EPA 8260B	
1,1,1-Trichloroethane	ND	1.0	5.0	ug/L	10	07/21/2016	07/22/2016 16:59	EPA 8260B	
1,1,2,2-Tetrachloroethane	ND	0.99	5.0	ug/L	10	07/21/2016	07/22/2016 16:59	EPA 8260B	
1,1,2-Trichloroethane	ND	1.0	5.0	ug/L	10	07/21/2016	07/22/2016 16:59	EPA 8260B	
1,1,2-Trichlorotrifluoroethane	ND	1.3	5.0	ug/L	10	07/21/2016	07/22/2016 16:59	EPA 8260B	
1,1-Dichloroethane	ND	1.2	5.0	ug/L	10	07/21/2016	07/22/2016 16:59	EPA 8260B	
1,1-Dichloroethene	ND	1.4	5.0	ug/L	10	07/21/2016	07/22/2016 16:59	EPA 8260B	
1,1-Dichloropropene	ND	1.1	5.0	ug/L	10	07/21/2016	07/22/2016 16:59	EPA 8260B	
1,2,3-Trichlorobenzene	ND	0.45	20	ug/L	10	07/21/2016	07/22/2016 16:59	EPA 8260B	
1,2,3-Trichloropropane	ND	1.5	10	ug/L	10	07/21/2016	07/22/2016 16:59	EPA 8260B	
1,2,4-Trichlorobenzene	ND	0.77	20	ug/L	10	07/21/2016	07/22/2016 16:59	EPA 8260B	
1,2,4-Trimethylbenzene	57	0.60	5.0	ug/L	10	07/21/2016	07/22/2016 16:59	EPA 8260B	D
1,2-Dibromo-3-chloropropane	ND	2.5	5.0	ug/L	10	07/21/2016	07/22/2016 16:59	EPA 8260B	
1,2-Dibromoethane (EDB)	ND	1.3	5.0	ug/L	10	07/21/2016	07/22/2016 16:59	EPA 8260B	
1,2-Dichlorobenzene	ND	0.76	5.0	ug/L	10	07/21/2016	07/22/2016 16:59	EPA 8260B	
1,2-Dichloroethane	ND	0.78	5.0	ug/L	10	07/21/2016	07/22/2016 16:59	EPA 8260B	
1,2-Dichloropropane	ND	1.0	5.0	ug/L	10	07/21/2016	07/22/2016 16:59	EPA 8260B	
1,3,5-Trimethylbenzene	ND	0.75	5.0	ug/L	10	07/21/2016	07/22/2016 16:59	EPA 8260B	
1,3-Dichlorobenzene	ND	0.96	5.0	ug/L	10	07/21/2016	07/22/2016 16:59	EPA 8260B	
1,3-Dichloropropane	ND	1.1	5.0	ug/L	10	07/21/2016	07/22/2016 16:59	EPA 8260B	
1,4-Dichlorobenzene	ND	0.70	5.0	ug/L	10	07/21/2016	07/22/2016 16:59	EPA 8260B	
2,2-Dichloropropane	ND	1.4	5.0	ug/L	10	07/21/2016	07/22/2016 16:59	EPA 8260B	
2-Butanone	ND	30	200	ug/L	10	07/21/2016	07/22/2016 16:59	EPA 8260B	
2-Chlorotoluene	ND	0.75	5.0	ug/L	10	07/21/2016	07/22/2016 16:59	EPA 8260B	
2-Hexanone	ND	9.5	200	ug/L	10	07/21/2016	07/22/2016 16:59	EPA 8260B	
4-Chlorotoluene	ND	0.73	5.0	ug/L	10	07/21/2016	07/22/2016 16:59	EPA 8260B	
4-Methyl-2-pentanone	ND	7.7	200	ug/L	10	07/21/2016	07/22/2016 16:59	EPA 8260B	
Acetone	ND	34	200	ug/L	10	07/21/2016	07/22/2016 16:59	EPA 8260B	
Benzene	1400	8.9	50	ug/L	100	07/21/2016	07/25/2016 10:21	EPA 8260B	D
Bromobenzene	ND	0.84	5.0	ug/L	10	07/21/2016	07/22/2016 16:59	EPA 8260B	
Bromochloromethane	ND	3.1	5.0	ug/L	10	07/21/2016	07/22/2016 16:59	EPA 8260B	
Bromodichloromethane	ND	0.77	5.0	ug/L	10	07/21/2016	07/22/2016 16:59	EPA 8260B	
Bromoform	ND	0.88	5.0	ug/L	10	07/21/2016	07/22/2016 16:59	EPA 8260B	
Bromomethane	ND	5.9	50	ug/L	10	07/21/2016	07/22/2016 16:59	EPA 8260B	
Carbon disulfide	ND	0.53	5.0	ug/L	10	07/21/2016	07/22/2016 16:59	EPA 8260B	
Carbon tetrachloride	ND	0.38	5.0	ug/L	10	07/21/2016	07/22/2016 16:59	EPA 8260B	
Chlorobenzene	ND	0.73	5.0	ug/L	10	07/21/2016	07/22/2016 16:59	EPA 8260B	
Chloroethane	ND	2.5	50	ug/L	10	07/21/2016	07/22/2016 16:59	EPA 8260B	
Chloroform	ND	0.62	5.0	ug/L	10	07/21/2016	07/22/2016 16:59	EPA 8260B	
Chloromethane	ND	1.6	20	ug/L	10	07/21/2016	07/22/2016 16:59	EPA 8260B	



2525 Advance Road
 Madison, WI 53718
 608.221.8700 Phone
 608.221.4889 Fax

TRC Environmental Corporation, Inc.
 708 Heartland Trail, Ste 3000
 Madison WI, 53717

Project: Madison Kipp Corp. Quarterly Sampling
 Project Number: 243950.000001
 Project Manager: Andrew Stehn

MW-6D
A163008-10 (Water)

Date Sampled
07/19/2016 15:26

Analyte	Result	Limit of Detection	Limit of Quantitation	Units	Dilution	Prepared	Analyzed	Method	Qualifiers
---------	--------	--------------------	-----------------------	-------	----------	----------	----------	--------	------------

ECCS

Volatile Organic Compounds by Method 8260 - Purge and Trap

Preparation Batch: A607049

Analyte	Result	Limit of Detection	Limit of Quantitation	Units	Dilution	Prepared	Analyzed	Method	Qualifiers
cis-1,2-Dichloroethene	3.8	1.1	5.0	ug/L	10	07/21/2016	07/22/2016 16:59	EPA 8260B	J, D
cis-1,3-Dichloropropene	ND	0.61	5.0	ug/L	10	07/21/2016	07/22/2016 16:59	EPA 8260B	
Dibromochloromethane	ND	0.91	5.0	ug/L	10	07/21/2016	07/22/2016 16:59	EPA 8260B	
Dibromomethane	ND	1.4	5.0	ug/L	10	07/21/2016	07/22/2016 16:59	EPA 8260B	
Dichlorodifluoromethane	ND	1.1	5.0	ug/L	10	07/21/2016	07/22/2016 16:59	EPA 8260B	
Diisopropyl Ether	ND	1.5	5.0	ug/L	10	07/21/2016	07/22/2016 16:59	EPA 8260B	
Ethylbenzene	11	0.54	5.0	ug/L	10	07/21/2016	07/22/2016 16:59	EPA 8260B	D
Hexachlorobutadiene	ND	1.3	20	ug/L	10	07/21/2016	07/22/2016 16:59	EPA 8260B	
Isopropylbenzene	31	0.81	5.0	ug/L	10	07/21/2016	07/22/2016 16:59	EPA 8260B	D
m,p-Xylene	98	0.57	10	ug/L	10	07/21/2016	07/22/2016 16:59	EPA 8260B	D
Methyl t-Butyl Ether	ND	1.4	5.0	ug/L	10	07/21/2016	07/22/2016 16:59	EPA 8260B	
Methylene chloride	51	1.4	20	ug/L	10	07/21/2016	07/22/2016 16:59	EPA 8260B	B, HC, D
Naphthalene	67	0.88	50	ug/L	10	07/21/2016	07/22/2016 16:59	EPA 8260B	B, D
n-Butyl Benzene	5.5	1.4	5.0	ug/L	10	07/21/2016	07/22/2016 16:59	EPA 8260B	D
n-Hexane	ND	2.1	5.0	ug/L	10	07/21/2016	07/22/2016 16:59	EPA 8260B	
n-Propyl Benzene	17	1.0	5.0	ug/L	10	07/21/2016	07/22/2016 16:59	EPA 8260B	D
o-Xylene	5.3	0.58	5.0	ug/L	10	07/21/2016	07/22/2016 16:59	EPA 8260B	D
p-Isopropyltoluene	3.6	0.85	5.0	ug/L	10	07/21/2016	07/22/2016 16:59	EPA 8260B	J, D
sec-Butyl Benzene	3.4	1.3	5.0	ug/L	10	07/21/2016	07/22/2016 16:59	EPA 8260B	J, D
Styrene	1.7	0.65	5.0	ug/L	10	07/21/2016	07/22/2016 16:59	EPA 8260B	J, D
tert-Butylbenzene	ND	1.2	5.0	ug/L	10	07/21/2016	07/22/2016 16:59	EPA 8260B	
Tetrachloroethene	2.7	0.81	5.0	ug/L	10	07/21/2016	07/22/2016 16:59	EPA 8260B	J, D
Tetrahydrofuran	ND	12	100	ug/L	10	07/21/2016	07/22/2016 16:59	EPA 8260B	
Toluene	65	0.53	5.0	ug/L	10	07/21/2016	07/22/2016 16:59	EPA 8260B	D
trans-1,2-Dichloroethene	ND	1.1	5.0	ug/L	10	07/21/2016	07/22/2016 16:59	EPA 8260B	
trans-1,3-Dichloropropene	ND	0.96	5.0	ug/L	10	07/21/2016	07/22/2016 16:59	EPA 8260B	
Trichloroethene	25	0.62	5.0	ug/L	10	07/21/2016	07/22/2016 16:59	EPA 8260B	D
Trichlorofluoromethane	ND	1.3	5.0	ug/L	10	07/21/2016	07/22/2016 16:59	EPA 8260B	
Vinyl chloride	ND	1.6	5.0	ug/L	10	07/21/2016	07/22/2016 16:59	EPA 8260B	

Surrogate: Dibromofluoromethane

94.8 % 60-140

07/21/2016 07/22/2016 16:59

EPA 8260B

Surrogate: Toluene-d8

92.1 % 60-140

07/21/2016 07/22/2016 16:59

EPA 8260B

Surrogate: 4-Bromofluorobenzene

91.7 % 60-140

07/21/2016 07/22/2016 16:59

EPA 8260B



2525 Advance Road
 Madison, WI 53718
 608.221.8700 Phone
 608.221.4889 Fax

TRC Environmental Corporation, Inc.
 708 Heartland Trail, Ste 3000
 Madison WI, 53717

Project: Madison Kipp Corp. Quarterly Sampling
 Project Number: 243950.000001
 Project Manager: Andrew Stehn

MW-9D2
A163008-11 (Water)

Date Sampled
07/19/2016 12:06

Analyte	Result	Limit of Detection	Limit of Quantitation	Units	Dilution	Prepared	Analyzed	Method	Qualifiers
---------	--------	--------------------	-----------------------	-------	----------	----------	----------	--------	------------

ECCS

Volatile Organic Compounds by Method 8260 - Purge and Trap

Preparation Batch: A607049

1,1,1,2-Tetrachloroethane	ND	0.11	0.50	ug/L	1	07/21/2016	07/25/2016 12:48	EPA 8260B	
1,1,1-Trichloroethane	ND	0.10	0.50	ug/L	1	07/21/2016	07/25/2016 12:48	EPA 8260B	
1,1,2,2-Tetrachloroethane	ND	0.099	0.50	ug/L	1	07/21/2016	07/25/2016 12:48	EPA 8260B	
1,1,2-Trichloroethane	ND	0.10	0.50	ug/L	1	07/21/2016	07/25/2016 12:48	EPA 8260B	
1,1,2-Trichlorotrifluoroethane	ND	0.13	0.50	ug/L	1	07/21/2016	07/25/2016 12:48	EPA 8260B	
1,1-Dichloroethane	ND	0.12	0.50	ug/L	1	07/21/2016	07/25/2016 12:48	EPA 8260B	
1,1-Dichloroethene	ND	0.14	0.50	ug/L	1	07/21/2016	07/25/2016 12:48	EPA 8260B	
1,1-Dichloropropene	ND	0.11	0.50	ug/L	1	07/21/2016	07/25/2016 12:48	EPA 8260B	
1,2,3-Trichlorobenzene	ND	0.045	2.0	ug/L	1	07/21/2016	07/25/2016 12:48	EPA 8260B	
1,2,3-Trichloropropane	ND	0.15	1.0	ug/L	1	07/21/2016	07/25/2016 12:48	EPA 8260B	
1,2,4-Trichlorobenzene	ND	0.077	2.0	ug/L	1	07/21/2016	07/25/2016 12:48	EPA 8260B	
1,2,4-Trimethylbenzene	ND	0.060	0.50	ug/L	1	07/21/2016	07/25/2016 12:48	EPA 8260B	
1,2-Dibromo-3-chloropropane	ND	0.25	0.50	ug/L	1	07/21/2016	07/25/2016 12:48	EPA 8260B	
1,2-Dibromoethane (EDB)	ND	0.13	0.50	ug/L	1	07/21/2016	07/25/2016 12:48	EPA 8260B	
1,2-Dichlorobenzene	ND	0.076	0.50	ug/L	1	07/21/2016	07/25/2016 12:48	EPA 8260B	
1,2-Dichloroethane	ND	0.078	0.50	ug/L	1	07/21/2016	07/25/2016 12:48	EPA 8260B	
1,2-Dichloropropane	ND	0.10	0.50	ug/L	1	07/21/2016	07/25/2016 12:48	EPA 8260B	
1,3,5-Trimethylbenzene	ND	0.075	0.50	ug/L	1	07/21/2016	07/25/2016 12:48	EPA 8260B	
1,3-Dichlorobenzene	ND	0.096	0.50	ug/L	1	07/21/2016	07/25/2016 12:48	EPA 8260B	
1,3-Dichloropropane	ND	0.11	0.50	ug/L	1	07/21/2016	07/25/2016 12:48	EPA 8260B	
1,4-Dichlorobenzene	ND	0.070	0.50	ug/L	1	07/21/2016	07/25/2016 12:48	EPA 8260B	
2,2-Dichloropropane	ND	0.14	0.50	ug/L	1	07/21/2016	07/25/2016 12:48	EPA 8260B	
2-Butanone	ND	3.0	20	ug/L	1	07/21/2016	07/25/2016 12:48	EPA 8260B	
2-Chlorotoluene	ND	0.075	0.50	ug/L	1	07/21/2016	07/25/2016 12:48	EPA 8260B	
2-Hexanone	ND	0.95	20	ug/L	1	07/21/2016	07/25/2016 12:48	EPA 8260B	
4-Chlorotoluene	ND	0.073	0.50	ug/L	1	07/21/2016	07/25/2016 12:48	EPA 8260B	
4-Methyl-2-pentanone	ND	0.77	20	ug/L	1	07/21/2016	07/25/2016 12:48	EPA 8260B	
Acetone	ND	3.4	20	ug/L	1	07/21/2016	07/25/2016 12:48	EPA 8260B	
Benzene	ND	0.089	0.50	ug/L	1	07/21/2016	07/25/2016 12:48	EPA 8260B	
Bromobenzene	ND	0.084	0.50	ug/L	1	07/21/2016	07/25/2016 12:48	EPA 8260B	
Bromochloromethane	ND	0.31	0.50	ug/L	1	07/21/2016	07/25/2016 12:48	EPA 8260B	
Bromodichloromethane	ND	0.077	0.50	ug/L	1	07/21/2016	07/25/2016 12:48	EPA 8260B	
Bromoform	ND	0.088	0.50	ug/L	1	07/21/2016	07/25/2016 12:48	EPA 8260B	
Bromomethane	ND	0.59	5.0	ug/L	1	07/21/2016	07/25/2016 12:48	EPA 8260B	
Carbon disulfide	ND	0.053	0.50	ug/L	1	07/21/2016	07/25/2016 12:48	EPA 8260B	
Carbon tetrachloride	ND	0.038	0.50	ug/L	1	07/21/2016	07/25/2016 12:48	EPA 8260B	
Chlorobenzene	ND	0.073	0.50	ug/L	1	07/21/2016	07/25/2016 12:48	EPA 8260B	
Chloroethane	ND	0.25	5.0	ug/L	1	07/21/2016	07/25/2016 12:48	EPA 8260B	
Chloroform	ND	0.062	0.50	ug/L	1	07/21/2016	07/25/2016 12:48	EPA 8260B	
Chloromethane	0.40	0.16	2.0	ug/L	1	07/21/2016	07/25/2016 12:48	EPA 8260B	J



2525 Advance Road
 Madison, WI 53718
 608.221.8700 Phone
 608.221.4889 Fax

TRC Environmental Corporation, Inc.
 708 Heartland Trail, Ste 3000
 Madison WI, 53717

Project: Madison Kipp Corp. Quarterly Sampling
 Project Number: 243950.000001
 Project Manager: Andrew Stehn

MW-9D2
A163008-11 (Water)

Date Sampled
07/19/2016 12:06

Analyte	Result	Limit of Detection	Limit of Quantitation	Units	Dilution	Prepared	Analyzed	Method	Qualifiers
---------	--------	--------------------	-----------------------	-------	----------	----------	----------	--------	------------

ECCS

Volatile Organic Compounds by Method 8260 - Purge and Trap

Preparation Batch: A607049

cis-1,2-Dichloroethene	31	0.11	0.50	ug/L	1	07/21/2016	07/25/2016 12:48	EPA 8260B	
cis-1,3-Dichloropropene	ND	0.061	0.50	ug/L	1	07/21/2016	07/25/2016 12:48	EPA 8260B	
Dibromochloromethane	ND	0.091	0.50	ug/L	1	07/21/2016	07/25/2016 12:48	EPA 8260B	
Dibromomethane	ND	0.14	0.50	ug/L	1	07/21/2016	07/25/2016 12:48	EPA 8260B	
Dichlorodifluoromethane	0.48	0.11	0.50	ug/L	1	07/21/2016	07/25/2016 12:48	EPA 8260B	B, J
Diisopropyl Ether	ND	0.15	0.50	ug/L	1	07/21/2016	07/25/2016 12:48	EPA 8260B	
Ethylbenzene	ND	0.054	0.50	ug/L	1	07/21/2016	07/25/2016 12:48	EPA 8260B	
Hexachlorobutadiene	ND	0.13	2.0	ug/L	1	07/21/2016	07/25/2016 12:48	EPA 8260B	
Isopropylbenzene	ND	0.081	0.50	ug/L	1	07/21/2016	07/25/2016 12:48	EPA 8260B	
m,p-Xylene	ND	0.057	1.0	ug/L	1	07/21/2016	07/25/2016 12:48	EPA 8260B	
Methyl t-Butyl Ether	28	0.14	0.50	ug/L	1	07/21/2016	07/25/2016 12:48	EPA 8260B	
Methylene chloride	ND	0.14	2.0	ug/L	1	07/21/2016	07/25/2016 12:48	EPA 8260B	
Naphthalene	ND	0.088	5.0	ug/L	1	07/21/2016	07/25/2016 12:48	EPA 8260B	
n-Butyl Benzene	ND	0.14	0.50	ug/L	1	07/21/2016	07/25/2016 12:48	EPA 8260B	
n-Hexane	ND	0.21	0.50	ug/L	1	07/21/2016	07/25/2016 12:48	EPA 8260B	
n-Propyl Benzene	ND	0.10	0.50	ug/L	1	07/21/2016	07/25/2016 12:48	EPA 8260B	
o-Xylene	ND	0.058	0.50	ug/L	1	07/21/2016	07/25/2016 12:48	EPA 8260B	
p-Isopropyltoluene	ND	0.085	0.50	ug/L	1	07/21/2016	07/25/2016 12:48	EPA 8260B	
sec-Butyl Benzene	ND	0.13	0.50	ug/L	1	07/21/2016	07/25/2016 12:48	EPA 8260B	
Styrene	ND	0.065	0.50	ug/L	1	07/21/2016	07/25/2016 12:48	EPA 8260B	
tert-Butylbenzene	ND	0.12	0.50	ug/L	1	07/21/2016	07/25/2016 12:48	EPA 8260B	
Tetrachloroethene	44	0.081	0.50	ug/L	1	07/21/2016	07/25/2016 12:48	EPA 8260B	
Tetrahydrofuran	ND	1.2	10	ug/L	1	07/21/2016	07/25/2016 12:48	EPA 8260B	
Toluene	ND	0.053	0.50	ug/L	1	07/21/2016	07/25/2016 12:48	EPA 8260B	
trans-1,2-Dichloroethene	0.58	0.11	0.50	ug/L	1	07/21/2016	07/25/2016 12:48	EPA 8260B	
trans-1,3-Dichloropropene	ND	0.096	0.50	ug/L	1	07/21/2016	07/25/2016 12:48	EPA 8260B	
Trichloroethene	13	0.062	0.50	ug/L	1	07/21/2016	07/25/2016 12:48	EPA 8260B	
Trichlorofluoromethane	ND	0.13	0.50	ug/L	1	07/21/2016	07/25/2016 12:48	EPA 8260B	
Vinyl chloride	0.17	0.16	0.50	ug/L	1	07/21/2016	07/25/2016 12:48	EPA 8260B	J
Surrogate: Dibromofluoromethane			95.8 %	60-140		07/21/2016	07/25/2016 12:48	EPA 8260B	
Surrogate: Toluene-d8			78.3 %	60-140		07/21/2016	07/25/2016 12:48	EPA 8260B	
Surrogate: 4-Bromofluorobenzene			89.8 %	60-140		07/21/2016	07/25/2016 12:48	EPA 8260B	



2525 Advance Road
 Madison, WI 53718
 608.221.8700 Phone
 608.221.4889 Fax

TRC Environmental Corporation, Inc.
 708 Heartland Trail, Ste 3000
 Madison WI, 53717

Project: Madison Kipp Corp. Quarterly Sampling
 Project Number: 243950.000001
 Project Manager: Andrew Stehn

MW-17
A163008-12 (Water)

Date Sampled
07/19/2016 14:39

Analyte	Result	Limit of Detection	Limit of Quantitation	Units	Dilution	Prepared	Analyzed	Method	Qualifiers
---------	--------	--------------------	-----------------------	-------	----------	----------	----------	--------	------------

ECCS

Volatile Organic Compounds by Method 8260 - Purge and Trap

Preparation Batch: A607049

Analyte	Result	Limit of Detection	Limit of Quantitation	Units	Dilution	Prepared	Analyzed	Method	Qualifiers
1,1,1,2-Tetrachloroethane	ND	2.8	13	ug/L	25	07/21/2016	07/25/2016 11:49	EPA 8260B	
1,1,1-Trichloroethane	ND	2.5	13	ug/L	25	07/21/2016	07/25/2016 11:49	EPA 8260B	
1,1,2,2-Tetrachloroethane	ND	2.5	13	ug/L	25	07/21/2016	07/25/2016 11:49	EPA 8260B	
1,1,2-Trichloroethane	ND	2.5	13	ug/L	25	07/21/2016	07/25/2016 11:49	EPA 8260B	
1,1,2-Trichlorotrifluoroethane	ND	3.3	13	ug/L	25	07/21/2016	07/25/2016 11:49	EPA 8260B	
1,1-Dichloroethane	ND	3.0	13	ug/L	25	07/21/2016	07/25/2016 11:49	EPA 8260B	
1,1-Dichloroethene	ND	3.5	13	ug/L	25	07/21/2016	07/25/2016 11:49	EPA 8260B	
1,1-Dichloropropene	ND	2.8	13	ug/L	25	07/21/2016	07/25/2016 11:49	EPA 8260B	
1,2,3-Trichlorobenzene	ND	1.1	50	ug/L	25	07/21/2016	07/25/2016 11:49	EPA 8260B	
1,2,3-Trichloropropane	ND	3.8	25	ug/L	25	07/21/2016	07/25/2016 11:49	EPA 8260B	
1,2,4-Trichlorobenzene	ND	1.9	50	ug/L	25	07/21/2016	07/25/2016 11:49	EPA 8260B	
1,2,4-Trimethylbenzene	ND	1.5	13	ug/L	25	07/21/2016	07/25/2016 11:49	EPA 8260B	
1,2-Dibromo-3-chloropropane	ND	6.3	13	ug/L	25	07/21/2016	07/25/2016 11:49	EPA 8260B	
1,2-Dibromoethane (EDB)	ND	3.3	13	ug/L	25	07/21/2016	07/25/2016 11:49	EPA 8260B	
1,2-Dichlorobenzene	ND	1.9	13	ug/L	25	07/21/2016	07/25/2016 11:49	EPA 8260B	
1,2-Dichloroethane	ND	2.0	13	ug/L	25	07/21/2016	07/25/2016 11:49	EPA 8260B	
1,2-Dichloropropane	ND	2.5	13	ug/L	25	07/21/2016	07/25/2016 11:49	EPA 8260B	
1,3,5-Trimethylbenzene	ND	1.9	13	ug/L	25	07/21/2016	07/25/2016 11:49	EPA 8260B	
1,3-Dichlorobenzene	ND	2.4	13	ug/L	25	07/21/2016	07/25/2016 11:49	EPA 8260B	
1,3-Dichloropropane	ND	2.8	13	ug/L	25	07/21/2016	07/25/2016 11:49	EPA 8260B	
1,4-Dichlorobenzene	ND	1.8	13	ug/L	25	07/21/2016	07/25/2016 11:49	EPA 8260B	
2,2-Dichloropropane	ND	3.5	13	ug/L	25	07/21/2016	07/25/2016 11:49	EPA 8260B	
2-Butanone	ND	75	500	ug/L	25	07/21/2016	07/25/2016 11:49	EPA 8260B	
2-Chlorotoluene	ND	1.9	13	ug/L	25	07/21/2016	07/25/2016 11:49	EPA 8260B	
2-Hexanone	ND	24	500	ug/L	25	07/21/2016	07/25/2016 11:49	EPA 8260B	
4-Chlorotoluene	ND	1.8	13	ug/L	25	07/21/2016	07/25/2016 11:49	EPA 8260B	
4-Methyl-2-pentanone	ND	19	500	ug/L	25	07/21/2016	07/25/2016 11:49	EPA 8260B	
Acetone	ND	85	500	ug/L	25	07/21/2016	07/25/2016 11:49	EPA 8260B	
Benzene	ND	2.2	13	ug/L	25	07/21/2016	07/25/2016 11:49	EPA 8260B	
Bromobenzene	ND	2.1	13	ug/L	25	07/21/2016	07/25/2016 11:49	EPA 8260B	
Bromochloromethane	ND	7.8	13	ug/L	25	07/21/2016	07/25/2016 11:49	EPA 8260B	
Bromodichloromethane	ND	1.9	13	ug/L	25	07/21/2016	07/25/2016 11:49	EPA 8260B	
Bromoform	ND	2.2	13	ug/L	25	07/21/2016	07/25/2016 11:49	EPA 8260B	
Bromomethane	ND	15	130	ug/L	25	07/21/2016	07/25/2016 11:49	EPA 8260B	
Carbon disulfide	ND	1.3	13	ug/L	25	07/21/2016	07/25/2016 11:49	EPA 8260B	
Carbon tetrachloride	ND	0.95	13	ug/L	25	07/21/2016	07/25/2016 11:49	EPA 8260B	
Chlorobenzene	ND	1.8	13	ug/L	25	07/21/2016	07/25/2016 11:49	EPA 8260B	
Chloroethane	ND	6.3	130	ug/L	25	07/21/2016	07/25/2016 11:49	EPA 8260B	
Chloroform	3.5	1.6	13	ug/L	25	07/21/2016	07/25/2016 11:49	EPA 8260B	HC, J, D
Chloromethane	ND	4.0	50	ug/L	25	07/21/2016	07/25/2016 11:49	EPA 8260B	



2525 Advance Road
 Madison, WI 53718
 608.221.8700 Phone
 608.221.4889 Fax

TRC Environmental Corporation, Inc.
 708 Heartland Trail, Ste 3000
 Madison WI, 53717

Project: Madison Kipp Corp. Quarterly Sampling
 Project Number: 243950.000001
 Project Manager: Andrew Stehn

MW-17
A163008-12 (Water)

Date Sampled
07/19/2016 14:39

Analyte	Result	Limit of Detection	Limit of Quantitation	Units	Dilution	Prepared	Analyzed	Method	Qualifiers
---------	--------	--------------------	-----------------------	-------	----------	----------	----------	--------	------------

ECCS

Volatile Organic Compounds by Method 8260 - Purge and Trap

Preparation Batch: A607049

cis-1,2-Dichloroethene	8.8	2.8	13	ug/L	25	07/21/2016	07/25/2016 11:49	EPA 8260B	J, D
cis-1,3-Dichloropropene	ND	1.5	13	ug/L	25	07/21/2016	07/25/2016 11:49	EPA 8260B	
Dibromochloromethane	ND	2.3	13	ug/L	25	07/21/2016	07/25/2016 11:49	EPA 8260B	
Dibromomethane	ND	3.5	13	ug/L	25	07/21/2016	07/25/2016 11:49	EPA 8260B	
Dichlorodifluoromethane	3.0	2.8	13	ug/L	25	07/21/2016	07/25/2016 11:49	EPA 8260B	B, J, D
Diisopropyl Ether	ND	3.8	13	ug/L	25	07/21/2016	07/25/2016 11:49	EPA 8260B	
Ethylbenzene	ND	1.4	13	ug/L	25	07/21/2016	07/25/2016 11:49	EPA 8260B	
Hexachlorobutadiene	ND	3.3	50	ug/L	25	07/21/2016	07/25/2016 11:49	EPA 8260B	
Isopropylbenzene	ND	2.0	13	ug/L	25	07/21/2016	07/25/2016 11:49	EPA 8260B	
m,p-Xylene	ND	1.4	25	ug/L	25	07/21/2016	07/25/2016 11:49	EPA 8260B	
Methyl t-Butyl Ether	ND	3.5	13	ug/L	25	07/21/2016	07/25/2016 11:49	EPA 8260B	
Methylene chloride	6.5	3.5	50	ug/L	25	07/21/2016	07/25/2016 11:49	EPA 8260B	B, HC, J, D
Naphthalene	ND	2.2	130	ug/L	25	07/21/2016	07/25/2016 11:49	EPA 8260B	
n-Butyl Benzene	ND	3.5	13	ug/L	25	07/21/2016	07/25/2016 11:49	EPA 8260B	
n-Hexane	ND	5.3	13	ug/L	25	07/21/2016	07/25/2016 11:49	EPA 8260B	
n-Propyl Benzene	ND	2.5	13	ug/L	25	07/21/2016	07/25/2016 11:49	EPA 8260B	
o-Xylene	ND	1.5	13	ug/L	25	07/21/2016	07/25/2016 11:49	EPA 8260B	
p-Isopropyltoluene	ND	2.1	13	ug/L	25	07/21/2016	07/25/2016 11:49	EPA 8260B	
sec-Butyl Benzene	ND	3.3	13	ug/L	25	07/21/2016	07/25/2016 11:49	EPA 8260B	
Styrene	ND	1.6	13	ug/L	25	07/21/2016	07/25/2016 11:49	EPA 8260B	
tert-Butylbenzene	ND	3.0	13	ug/L	25	07/21/2016	07/25/2016 11:49	EPA 8260B	
Tetrachloroethene	950	2.0	13	ug/L	25	07/21/2016	07/25/2016 11:49	EPA 8260B	D
Tetrahydrofuran	ND	30	250	ug/L	25	07/21/2016	07/25/2016 11:49	EPA 8260B	
Toluene	ND	1.3	13	ug/L	25	07/21/2016	07/25/2016 11:49	EPA 8260B	
trans-1,2-Dichloroethene	ND	2.8	13	ug/L	25	07/21/2016	07/25/2016 11:49	EPA 8260B	
trans-1,3-Dichloropropene	ND	2.4	13	ug/L	25	07/21/2016	07/25/2016 11:49	EPA 8260B	
Trichloroethene	66	1.6	13	ug/L	25	07/21/2016	07/25/2016 11:49	EPA 8260B	D
Trichlorofluoromethane	ND	3.3	13	ug/L	25	07/21/2016	07/25/2016 11:49	EPA 8260B	
Vinyl chloride	ND	4.0	13	ug/L	25	07/21/2016	07/25/2016 11:49	EPA 8260B	
<i>Surrogate: Dibromofluoromethane</i>			103 %	60-140		07/21/2016	07/25/2016 11:49	EPA 8260B	
<i>Surrogate: Toluene-d8</i>			84.6 %	60-140		07/21/2016	07/25/2016 11:49	EPA 8260B	
<i>Surrogate: 4-Bromofluorobenzene</i>			94.0 %	60-140		07/21/2016	07/25/2016 11:49	EPA 8260B	



2525 Advance Road
 Madison, WI 53718
 608.221.8700 Phone
 608.221.4889 Fax

TRC Environmental Corporation, Inc.
 708 Heartland Trail, Ste 3000
 Madison WI, 53717

Project: Madison Kipp Corp. Quarterly Sampling
 Project Number: 243950.000001
 Project Manager: Andrew Stehn

MW-22D
A163008-13 (Water)

Date Sampled
07/20/2016 09:52

Analyte	Result	Limit of Detection	Limit of Quantitation	Units	Dilution	Prepared	Analyzed	Method	Qualifiers
---------	--------	--------------------	-----------------------	-------	----------	----------	----------	--------	------------

ECCS

Volatile Organic Compounds by Method 8260 - Purge and Trap

Preparation Batch: A607049

1,1,1,2-Tetrachloroethane	ND	0.55	2.5	ug/L	5	07/21/2016	07/22/2016 13:48	EPA 8260B	
1,1,1-Trichloroethane	ND	0.50	2.5	ug/L	5	07/21/2016	07/22/2016 13:48	EPA 8260B	
1,1,2,2-Tetrachloroethane	ND	0.50	2.5	ug/L	5	07/21/2016	07/22/2016 13:48	EPA 8260B	
1,1,2-Trichloroethane	ND	0.50	2.5	ug/L	5	07/21/2016	07/22/2016 13:48	EPA 8260B	
1,1,2-Trichlorotrifluoroethane	ND	0.65	2.5	ug/L	5	07/21/2016	07/22/2016 13:48	EPA 8260B	
1,1-Dichloroethane	ND	0.60	2.5	ug/L	5	07/21/2016	07/22/2016 13:48	EPA 8260B	
1,1-Dichloroethene	ND	0.70	2.5	ug/L	5	07/21/2016	07/22/2016 13:48	EPA 8260B	
1,1-Dichloropropene	ND	0.55	2.5	ug/L	5	07/21/2016	07/22/2016 13:48	EPA 8260B	
1,2,3-Trichlorobenzene	ND	0.23	10	ug/L	5	07/21/2016	07/22/2016 13:48	EPA 8260B	
1,2,3-Trichloropropane	ND	0.75	5.0	ug/L	5	07/21/2016	07/22/2016 13:48	EPA 8260B	
1,2,4-Trichlorobenzene	ND	0.39	10	ug/L	5	07/21/2016	07/22/2016 13:48	EPA 8260B	
1,2,4-Trimethylbenzene	ND	0.30	2.5	ug/L	5	07/21/2016	07/22/2016 13:48	EPA 8260B	
1,2-Dibromo-3-chloropropane	ND	1.3	2.5	ug/L	5	07/21/2016	07/22/2016 13:48	EPA 8260B	
1,2-Dibromoethane (EDB)	ND	0.65	2.5	ug/L	5	07/21/2016	07/22/2016 13:48	EPA 8260B	
1,2-Dichlorobenzene	ND	0.38	2.5	ug/L	5	07/21/2016	07/22/2016 13:48	EPA 8260B	
1,2-Dichloroethane	ND	0.39	2.5	ug/L	5	07/21/2016	07/22/2016 13:48	EPA 8260B	
1,2-Dichloropropane	ND	0.50	2.5	ug/L	5	07/21/2016	07/22/2016 13:48	EPA 8260B	
1,3,5-Trimethylbenzene	ND	0.38	2.5	ug/L	5	07/21/2016	07/22/2016 13:48	EPA 8260B	
1,3-Dichlorobenzene	ND	0.48	2.5	ug/L	5	07/21/2016	07/22/2016 13:48	EPA 8260B	
1,3-Dichloropropane	ND	0.55	2.5	ug/L	5	07/21/2016	07/22/2016 13:48	EPA 8260B	
1,4-Dichlorobenzene	ND	0.35	2.5	ug/L	5	07/21/2016	07/22/2016 13:48	EPA 8260B	
2,2-Dichloropropane	ND	0.70	2.5	ug/L	5	07/21/2016	07/22/2016 13:48	EPA 8260B	
2-Butanone	ND	15	100	ug/L	5	07/21/2016	07/22/2016 13:48	EPA 8260B	
2-Chlorotoluene	ND	0.38	2.5	ug/L	5	07/21/2016	07/22/2016 13:48	EPA 8260B	
2-Hexanone	ND	4.8	100	ug/L	5	07/21/2016	07/22/2016 13:48	EPA 8260B	
4-Chlorotoluene	ND	0.37	2.5	ug/L	5	07/21/2016	07/22/2016 13:48	EPA 8260B	
4-Methyl-2-pentanone	ND	3.9	100	ug/L	5	07/21/2016	07/22/2016 13:48	EPA 8260B	
Acetone	ND	17	100	ug/L	5	07/21/2016	07/22/2016 13:48	EPA 8260B	
Benzene	ND	0.45	2.5	ug/L	5	07/21/2016	07/22/2016 13:48	EPA 8260B	
Bromobenzene	ND	0.42	2.5	ug/L	5	07/21/2016	07/22/2016 13:48	EPA 8260B	
Bromochloromethane	ND	1.6	2.5	ug/L	5	07/21/2016	07/22/2016 13:48	EPA 8260B	
Bromodichloromethane	ND	0.39	2.5	ug/L	5	07/21/2016	07/22/2016 13:48	EPA 8260B	
Bromoform	ND	0.44	2.5	ug/L	5	07/21/2016	07/22/2016 13:48	EPA 8260B	
Bromomethane	ND	3.0	25	ug/L	5	07/21/2016	07/22/2016 13:48	EPA 8260B	
Carbon disulfide	ND	0.27	2.5	ug/L	5	07/21/2016	07/22/2016 13:48	EPA 8260B	
Carbon tetrachloride	ND	0.19	2.5	ug/L	5	07/21/2016	07/22/2016 13:48	EPA 8260B	
Chlorobenzene	ND	0.37	2.5	ug/L	5	07/21/2016	07/22/2016 13:48	EPA 8260B	
Chloroethane	ND	1.3	25	ug/L	5	07/21/2016	07/22/2016 13:48	EPA 8260B	
Chloroform	ND	0.31	2.5	ug/L	5	07/21/2016	07/22/2016 13:48	EPA 8260B	
Chloromethane	ND	0.80	10	ug/L	5	07/21/2016	07/22/2016 13:48	EPA 8260B	



2525 Advance Road
 Madison, WI 53718
 608.221.8700 Phone
 608.221.4889 Fax

TRC Environmental Corporation, Inc.
 708 Heartland Trail, Ste 3000
 Madison WI, 53717

Project: Madison Kipp Corp. Quarterly Sampling
 Project Number: 243950.000001
 Project Manager: Andrew Stehn

MW-22D
A163008-13 (Water)

Date Sampled
07/20/2016 09:52

Analyte	Result	Limit of Detection	Limit of Quantitation	Units	Dilution	Prepared	Analyzed	Method	Qualifiers
---------	--------	--------------------	-----------------------	-------	----------	----------	----------	--------	------------

ECCS

Volatile Organic Compounds by Method 8260 - Purge and Trap

Preparation Batch: A607049

cis-1,2-Dichloroethene	3.8	0.55	2.5	ug/L	5	07/21/2016	07/22/2016 13:48	EPA 8260B	D
cis-1,3-Dichloropropene	ND	0.31	2.5	ug/L	5	07/21/2016	07/22/2016 13:48	EPA 8260B	
Dibromochloromethane	ND	0.46	2.5	ug/L	5	07/21/2016	07/22/2016 13:48	EPA 8260B	
Dibromomethane	ND	0.70	2.5	ug/L	5	07/21/2016	07/22/2016 13:48	EPA 8260B	
Dichlorodifluoromethane	ND	0.55	2.5	ug/L	5	07/21/2016	07/22/2016 13:48	EPA 8260B	
Diisopropyl Ether	ND	0.75	2.5	ug/L	5	07/21/2016	07/22/2016 13:48	EPA 8260B	
Ethylbenzene	ND	0.27	2.5	ug/L	5	07/21/2016	07/22/2016 13:48	EPA 8260B	
Hexachlorobutadiene	ND	0.65	10	ug/L	5	07/21/2016	07/22/2016 13:48	EPA 8260B	
Isopropylbenzene	ND	0.41	2.5	ug/L	5	07/21/2016	07/22/2016 13:48	EPA 8260B	
m,p-Xylene	ND	0.29	5.0	ug/L	5	07/21/2016	07/22/2016 13:48	EPA 8260B	
Methyl t-Butyl Ether	ND	0.70	2.5	ug/L	5	07/21/2016	07/22/2016 13:48	EPA 8260B	
Methylene chloride	ND	0.70	10	ug/L	5	07/21/2016	07/22/2016 13:48	EPA 8260B	
Naphthalene	ND	0.44	25	ug/L	5	07/21/2016	07/22/2016 13:48	EPA 8260B	
n-Butyl Benzene	ND	0.70	2.5	ug/L	5	07/21/2016	07/22/2016 13:48	EPA 8260B	
n-Hexane	ND	1.1	2.5	ug/L	5	07/21/2016	07/22/2016 13:48	EPA 8260B	
n-Propyl Benzene	ND	0.50	2.5	ug/L	5	07/21/2016	07/22/2016 13:48	EPA 8260B	
o-Xylene	ND	0.29	2.5	ug/L	5	07/21/2016	07/22/2016 13:48	EPA 8260B	
p-Isopropyltoluene	ND	0.43	2.5	ug/L	5	07/21/2016	07/22/2016 13:48	EPA 8260B	
sec-Butyl Benzene	ND	0.65	2.5	ug/L	5	07/21/2016	07/22/2016 13:48	EPA 8260B	
Styrene	ND	0.33	2.5	ug/L	5	07/21/2016	07/22/2016 13:48	EPA 8260B	
tert-Butylbenzene	ND	0.60	2.5	ug/L	5	07/21/2016	07/22/2016 13:48	EPA 8260B	
Tetrachloroethene	130	0.41	2.5	ug/L	5	07/21/2016	07/22/2016 13:48	EPA 8260B	D
Tetrahydrofuran	ND	6.0	50	ug/L	5	07/21/2016	07/22/2016 13:48	EPA 8260B	
Toluene	ND	0.27	2.5	ug/L	5	07/21/2016	07/22/2016 13:48	EPA 8260B	
trans-1,2-Dichloroethene	ND	0.55	2.5	ug/L	5	07/21/2016	07/22/2016 13:48	EPA 8260B	
trans-1,3-Dichloropropene	ND	0.48	2.5	ug/L	5	07/21/2016	07/22/2016 13:48	EPA 8260B	
Trichloroethene	5.7	0.31	2.5	ug/L	5	07/21/2016	07/22/2016 13:48	EPA 8260B	D
Trichlorofluoromethane	ND	0.65	2.5	ug/L	5	07/21/2016	07/22/2016 13:48	EPA 8260B	
Vinyl chloride	0.85	0.80	2.5	ug/L	5	07/21/2016	07/22/2016 13:48	EPA 8260B	J, D
Surrogate: Dibromofluoromethane			97.7 %	60-140		07/21/2016	07/22/2016 13:48	EPA 8260B	
Surrogate: Toluene-d8			91.0 %	60-140		07/21/2016	07/22/2016 13:48	EPA 8260B	
Surrogate: 4-Bromofluorobenzene			89.4 %	60-140		07/21/2016	07/22/2016 13:48	EPA 8260B	



2525 Advance Road
 Madison, WI 53718
 608.221.8700 Phone
 608.221.4889 Fax

TRC Environmental Corporation, Inc.
 708 Heartland Trail, Ste 3000
 Madison WI, 53717

Project: Madison Kipp Corp. Quarterly Sampling
 Project Number: 243950.000001
 Project Manager: Andrew Stehn

MW-23D
A163008-14 (Water)

Date Sampled
07/20/2016 09:03

Analyte	Result	Limit of Detection	Limit of Quantitation	Units	Dilution	Prepared	Analyzed	Method	Qualifiers
---------	--------	--------------------	-----------------------	-------	----------	----------	----------	--------	------------

ECCS

Volatile Organic Compounds by Method 8260 - Purge and Trap

Preparation Batch: A607049

1,1,1,2-Tetrachloroethane	ND	0.55	2.5	ug/L	5	07/21/2016	07/22/2016 14:17	EPA 8260B	
1,1,1-Trichloroethane	ND	0.50	2.5	ug/L	5	07/21/2016	07/22/2016 14:17	EPA 8260B	
1,1,2,2-Tetrachloroethane	ND	0.50	2.5	ug/L	5	07/21/2016	07/22/2016 14:17	EPA 8260B	
1,1,2-Trichloroethane	ND	0.50	2.5	ug/L	5	07/21/2016	07/22/2016 14:17	EPA 8260B	
1,1,2-Trichlorotrifluoroethane	ND	0.65	2.5	ug/L	5	07/21/2016	07/22/2016 14:17	EPA 8260B	
1,1-Dichloroethane	ND	0.60	2.5	ug/L	5	07/21/2016	07/22/2016 14:17	EPA 8260B	
1,1-Dichloroethene	ND	0.70	2.5	ug/L	5	07/21/2016	07/22/2016 14:17	EPA 8260B	
1,1-Dichloropropene	ND	0.55	2.5	ug/L	5	07/21/2016	07/22/2016 14:17	EPA 8260B	
1,2,3-Trichlorobenzene	ND	0.23	10	ug/L	5	07/21/2016	07/22/2016 14:17	EPA 8260B	
1,2,3-Trichloropropane	ND	0.75	5.0	ug/L	5	07/21/2016	07/22/2016 14:17	EPA 8260B	
1,2,4-Trichlorobenzene	ND	0.39	10	ug/L	5	07/21/2016	07/22/2016 14:17	EPA 8260B	
1,2,4-Trimethylbenzene	ND	0.30	2.5	ug/L	5	07/21/2016	07/22/2016 14:17	EPA 8260B	
1,2-Dibromo-3-chloropropane	ND	1.3	2.5	ug/L	5	07/21/2016	07/22/2016 14:17	EPA 8260B	
1,2-Dibromoethane (EDB)	ND	0.65	2.5	ug/L	5	07/21/2016	07/22/2016 14:17	EPA 8260B	
1,2-Dichlorobenzene	ND	0.38	2.5	ug/L	5	07/21/2016	07/22/2016 14:17	EPA 8260B	
1,2-Dichloroethane	ND	0.39	2.5	ug/L	5	07/21/2016	07/22/2016 14:17	EPA 8260B	
1,2-Dichloropropane	ND	0.50	2.5	ug/L	5	07/21/2016	07/22/2016 14:17	EPA 8260B	
1,3,5-Trimethylbenzene	ND	0.38	2.5	ug/L	5	07/21/2016	07/22/2016 14:17	EPA 8260B	
1,3-Dichlorobenzene	ND	0.48	2.5	ug/L	5	07/21/2016	07/22/2016 14:17	EPA 8260B	
1,3-Dichloropropane	ND	0.55	2.5	ug/L	5	07/21/2016	07/22/2016 14:17	EPA 8260B	
1,4-Dichlorobenzene	ND	0.35	2.5	ug/L	5	07/21/2016	07/22/2016 14:17	EPA 8260B	
2,2-Dichloropropane	ND	0.70	2.5	ug/L	5	07/21/2016	07/22/2016 14:17	EPA 8260B	
2-Butanone	ND	15	100	ug/L	5	07/21/2016	07/22/2016 14:17	EPA 8260B	
2-Chlorotoluene	ND	0.38	2.5	ug/L	5	07/21/2016	07/22/2016 14:17	EPA 8260B	
2-Hexanone	ND	4.8	100	ug/L	5	07/21/2016	07/22/2016 14:17	EPA 8260B	
4-Chlorotoluene	ND	0.37	2.5	ug/L	5	07/21/2016	07/22/2016 14:17	EPA 8260B	
4-Methyl-2-pentanone	ND	3.9	100	ug/L	5	07/21/2016	07/22/2016 14:17	EPA 8260B	
Acetone	ND	17	100	ug/L	5	07/21/2016	07/22/2016 14:17	EPA 8260B	
Benzene	ND	0.45	2.5	ug/L	5	07/21/2016	07/22/2016 14:17	EPA 8260B	
Bromobenzene	ND	0.42	2.5	ug/L	5	07/21/2016	07/22/2016 14:17	EPA 8260B	
Bromochloromethane	ND	1.6	2.5	ug/L	5	07/21/2016	07/22/2016 14:17	EPA 8260B	
Bromodichloromethane	ND	0.39	2.5	ug/L	5	07/21/2016	07/22/2016 14:17	EPA 8260B	
Bromoform	ND	0.44	2.5	ug/L	5	07/21/2016	07/22/2016 14:17	EPA 8260B	
Bromomethane	ND	3.0	25	ug/L	5	07/21/2016	07/22/2016 14:17	EPA 8260B	
Carbon disulfide	ND	0.27	2.5	ug/L	5	07/21/2016	07/22/2016 14:17	EPA 8260B	
Carbon tetrachloride	ND	0.19	2.5	ug/L	5	07/21/2016	07/22/2016 14:17	EPA 8260B	
Chlorobenzene	ND	0.37	2.5	ug/L	5	07/21/2016	07/22/2016 14:17	EPA 8260B	
Chloroethane	ND	1.3	25	ug/L	5	07/21/2016	07/22/2016 14:17	EPA 8260B	
Chloroform	ND	0.31	2.5	ug/L	5	07/21/2016	07/22/2016 14:17	EPA 8260B	
Chloromethane	ND	0.80	10	ug/L	5	07/21/2016	07/22/2016 14:17	EPA 8260B	



2525 Advance Road
 Madison, WI 53718
 608.221.8700 Phone
 608.221.4889 Fax

TRC Environmental Corporation, Inc.
 708 Heartland Trail, Ste 3000
 Madison WI, 53717

Project: Madison Kipp Corp. Quarterly Sampling
 Project Number: 243950.000001
 Project Manager: Andrew Stehn

MW-23D
A163008-14 (Water)

Date Sampled
07/20/2016 09:03

Analyte	Result	Limit of Detection	Limit of Quantitation	Units	Dilution	Prepared	Analyzed	Method	Qualifiers
---------	--------	--------------------	-----------------------	-------	----------	----------	----------	--------	------------

ECCS

Volatile Organic Compounds by Method 8260 - Purge and Trap

Preparation Batch: A607049

cis-1,2-Dichloroethene	ND	0.55	2.5	ug/L	5	07/21/2016	07/22/2016 14:17	EPA 8260B	
cis-1,3-Dichloropropene	ND	0.31	2.5	ug/L	5	07/21/2016	07/22/2016 14:17	EPA 8260B	
Dibromochloromethane	ND	0.46	2.5	ug/L	5	07/21/2016	07/22/2016 14:17	EPA 8260B	
Dibromomethane	ND	0.70	2.5	ug/L	5	07/21/2016	07/22/2016 14:17	EPA 8260B	
Dichlorodifluoromethane	ND	0.55	2.5	ug/L	5	07/21/2016	07/22/2016 14:17	EPA 8260B	
Diisopropyl Ether	ND	0.75	2.5	ug/L	5	07/21/2016	07/22/2016 14:17	EPA 8260B	
Ethylbenzene	ND	0.27	2.5	ug/L	5	07/21/2016	07/22/2016 14:17	EPA 8260B	
Hexachlorobutadiene	ND	0.65	10	ug/L	5	07/21/2016	07/22/2016 14:17	EPA 8260B	
Isopropylbenzene	ND	0.41	2.5	ug/L	5	07/21/2016	07/22/2016 14:17	EPA 8260B	
m,p-Xylene	ND	0.29	5.0	ug/L	5	07/21/2016	07/22/2016 14:17	EPA 8260B	
Methyl t-Butyl Ether	ND	0.70	2.5	ug/L	5	07/21/2016	07/22/2016 14:17	EPA 8260B	
Methylene chloride	ND	0.70	10	ug/L	5	07/21/2016	07/22/2016 14:17	EPA 8260B	
Naphthalene	ND	0.44	25	ug/L	5	07/21/2016	07/22/2016 14:17	EPA 8260B	
n-Butyl Benzene	ND	0.70	2.5	ug/L	5	07/21/2016	07/22/2016 14:17	EPA 8260B	
n-Hexane	ND	1.1	2.5	ug/L	5	07/21/2016	07/22/2016 14:17	EPA 8260B	
n-Propyl Benzene	ND	0.50	2.5	ug/L	5	07/21/2016	07/22/2016 14:17	EPA 8260B	
o-Xylene	ND	0.29	2.5	ug/L	5	07/21/2016	07/22/2016 14:17	EPA 8260B	
p-Isopropyltoluene	ND	0.43	2.5	ug/L	5	07/21/2016	07/22/2016 14:17	EPA 8260B	
sec-Butyl Benzene	ND	0.65	2.5	ug/L	5	07/21/2016	07/22/2016 14:17	EPA 8260B	
Styrene	ND	0.33	2.5	ug/L	5	07/21/2016	07/22/2016 14:17	EPA 8260B	
tert-Butylbenzene	ND	0.60	2.5	ug/L	5	07/21/2016	07/22/2016 14:17	EPA 8260B	
Tetrachloroethene	160	0.41	2.5	ug/L	5	07/21/2016	07/22/2016 14:17	EPA 8260B	D
Tetrahydrofuran	ND	6.0	50	ug/L	5	07/21/2016	07/22/2016 14:17	EPA 8260B	
Toluene	ND	0.27	2.5	ug/L	5	07/21/2016	07/22/2016 14:17	EPA 8260B	
trans-1,2-Dichloroethene	ND	0.55	2.5	ug/L	5	07/21/2016	07/22/2016 14:17	EPA 8260B	
trans-1,3-Dichloropropene	ND	0.48	2.5	ug/L	5	07/21/2016	07/22/2016 14:17	EPA 8260B	
Trichloroethene	ND	0.31	2.5	ug/L	5	07/21/2016	07/22/2016 14:17	EPA 8260B	
Trichlorofluoromethane	ND	0.65	2.5	ug/L	5	07/21/2016	07/22/2016 14:17	EPA 8260B	
Vinyl chloride	ND	0.80	2.5	ug/L	5	07/21/2016	07/22/2016 14:17	EPA 8260B	
Surrogate: Dibromofluoromethane			100 %	60-140		07/21/2016	07/22/2016 14:17	EPA 8260B	
Surrogate: Toluene-d8			92.1 %	60-140		07/21/2016	07/22/2016 14:17	EPA 8260B	
Surrogate: 4-Bromofluorobenzene			90.4 %	60-140		07/21/2016	07/22/2016 14:17	EPA 8260B	



2525 Advance Road
 Madison, WI 53718
 608.221.8700 Phone
 608.221.4889 Fax

TRC Environmental Corporation, Inc.
 708 Heartland Trail, Ste 3000
 Madison WI, 53717

Project: Madison Kipp Corp. Quarterly Sampling
 Project Number: 243950.000001
 Project Manager: Andrew Stehn

MW-25D2
A163008-15 (Water)

Date Sampled
07/19/2016 13:17

Analyte	Result	Limit of Detection	Limit of Quantitation	Units	Dilution	Prepared	Analyzed	Method	Qualifiers
---------	--------	--------------------	-----------------------	-------	----------	----------	----------	--------	------------

ECCS

Volatile Organic Compounds by Method 8260 - Purge and Trap

Preparation Batch: A607049

Analyte	Result	Limit of Detection	Limit of Quantitation	Units	Dilution	Prepared	Analyzed	Method	Qualifiers
1,1,1,2-Tetrachloroethane	ND	0.11	0.50	ug/L	1	07/21/2016	07/22/2016 21:51	EPA 8260B	
1,1,1-Trichloroethane	ND	0.10	0.50	ug/L	1	07/21/2016	07/22/2016 21:51	EPA 8260B	
1,1,2,2-Tetrachloroethane	ND	0.099	0.50	ug/L	1	07/21/2016	07/22/2016 21:51	EPA 8260B	
1,1,2-Trichloroethane	ND	0.10	0.50	ug/L	1	07/21/2016	07/22/2016 21:51	EPA 8260B	
1,1,2-Trichlorotrifluoroethane	ND	0.13	0.50	ug/L	1	07/21/2016	07/22/2016 21:51	EPA 8260B	
1,1-Dichloroethane	ND	0.12	0.50	ug/L	1	07/21/2016	07/22/2016 21:51	EPA 8260B	
1,1-Dichloroethene	ND	0.14	0.50	ug/L	1	07/21/2016	07/22/2016 21:51	EPA 8260B	
1,1-Dichloropropene	ND	0.11	0.50	ug/L	1	07/21/2016	07/22/2016 21:51	EPA 8260B	
1,2,3-Trichlorobenzene	ND	0.045	2.0	ug/L	1	07/21/2016	07/22/2016 21:51	EPA 8260B	
1,2,3-Trichloropropane	ND	0.15	1.0	ug/L	1	07/21/2016	07/22/2016 21:51	EPA 8260B	
1,2,4-Trichlorobenzene	ND	0.077	2.0	ug/L	1	07/21/2016	07/22/2016 21:51	EPA 8260B	
1,2,4-Trimethylbenzene	ND	0.060	0.50	ug/L	1	07/21/2016	07/22/2016 21:51	EPA 8260B	
1,2-Dibromo-3-chloropropane	ND	0.25	0.50	ug/L	1	07/21/2016	07/22/2016 21:51	EPA 8260B	
1,2-Dibromoethane (EDB)	ND	0.13	0.50	ug/L	1	07/21/2016	07/22/2016 21:51	EPA 8260B	
1,2-Dichlorobenzene	ND	0.076	0.50	ug/L	1	07/21/2016	07/22/2016 21:51	EPA 8260B	
1,2-Dichloroethane	ND	0.078	0.50	ug/L	1	07/21/2016	07/22/2016 21:51	EPA 8260B	
1,2-Dichloropropane	ND	0.10	0.50	ug/L	1	07/21/2016	07/22/2016 21:51	EPA 8260B	
1,3,5-Trimethylbenzene	ND	0.075	0.50	ug/L	1	07/21/2016	07/22/2016 21:51	EPA 8260B	
1,3-Dichlorobenzene	ND	0.096	0.50	ug/L	1	07/21/2016	07/22/2016 21:51	EPA 8260B	
1,3-Dichloropropane	ND	0.11	0.50	ug/L	1	07/21/2016	07/22/2016 21:51	EPA 8260B	
1,4-Dichlorobenzene	ND	0.070	0.50	ug/L	1	07/21/2016	07/22/2016 21:51	EPA 8260B	
2,2-Dichloropropane	ND	0.14	0.50	ug/L	1	07/21/2016	07/22/2016 21:51	EPA 8260B	
2-Butanone	ND	3.0	20	ug/L	1	07/21/2016	07/22/2016 21:51	EPA 8260B	
2-Chlorotoluene	ND	0.075	0.50	ug/L	1	07/21/2016	07/22/2016 21:51	EPA 8260B	
2-Hexanone	ND	0.95	20	ug/L	1	07/21/2016	07/22/2016 21:51	EPA 8260B	
4-Chlorotoluene	ND	0.073	0.50	ug/L	1	07/21/2016	07/22/2016 21:51	EPA 8260B	
4-Methyl-2-pentanone	ND	0.77	20	ug/L	1	07/21/2016	07/22/2016 21:51	EPA 8260B	
Acetone	ND	3.4	20	ug/L	1	07/21/2016	07/22/2016 21:51	EPA 8260B	
Benzene	ND	0.089	0.50	ug/L	1	07/21/2016	07/22/2016 21:51	EPA 8260B	
Bromobenzene	ND	0.084	0.50	ug/L	1	07/21/2016	07/22/2016 21:51	EPA 8260B	
Bromochloromethane	ND	0.31	0.50	ug/L	1	07/21/2016	07/22/2016 21:51	EPA 8260B	
Bromodichloromethane	ND	0.077	0.50	ug/L	1	07/21/2016	07/22/2016 21:51	EPA 8260B	
Bromoform	ND	0.088	0.50	ug/L	1	07/21/2016	07/22/2016 21:51	EPA 8260B	
Bromomethane	ND	0.59	5.0	ug/L	1	07/21/2016	07/22/2016 21:51	EPA 8260B	
Carbon disulfide	ND	0.053	0.50	ug/L	1	07/21/2016	07/22/2016 21:51	EPA 8260B	
Carbon tetrachloride	ND	0.038	0.50	ug/L	1	07/21/2016	07/22/2016 21:51	EPA 8260B	
Chlorobenzene	ND	0.073	0.50	ug/L	1	07/21/2016	07/22/2016 21:51	EPA 8260B	
Chloroethane	ND	0.25	5.0	ug/L	1	07/21/2016	07/22/2016 21:51	EPA 8260B	
Chloroform	ND	0.062	0.50	ug/L	1	07/21/2016	07/22/2016 21:51	EPA 8260B	
Chloromethane	0.17	0.16	2.0	ug/L	1	07/21/2016	07/22/2016 21:51	EPA 8260B	HC, J



2525 Advance Road
 Madison, WI 53718
 608.221.8700 Phone
 608.221.4889 Fax

TRC Environmental Corporation, Inc.
 708 Heartland Trail, Ste 3000
 Madison WI, 53717

Project: Madison Kipp Corp. Quarterly Sampling
 Project Number: 243950.000001
 Project Manager: Andrew Stehn

MW-25D2
A163008-15 (Water)

Date Sampled
07/19/2016 13:17

Analyte	Result	Limit of Detection	Limit of Quantitation	Units	Dilution	Prepared	Analyzed	Method	Qualifiers
---------	--------	--------------------	-----------------------	-------	----------	----------	----------	--------	------------

ECCS

Volatile Organic Compounds by Method 8260 - Purge and Trap

Preparation Batch: A607049

cis-1,2-Dichloroethene	ND	0.11	0.50	ug/L	1	07/21/2016	07/22/2016 21:51	EPA 8260B	
cis-1,3-Dichloropropene	ND	0.061	0.50	ug/L	1	07/21/2016	07/22/2016 21:51	EPA 8260B	
Dibromochloromethane	ND	0.091	0.50	ug/L	1	07/21/2016	07/22/2016 21:51	EPA 8260B	
Dibromomethane	ND	0.14	0.50	ug/L	1	07/21/2016	07/22/2016 21:51	EPA 8260B	
Dichlorodifluoromethane	ND	0.11	0.50	ug/L	1	07/21/2016	07/22/2016 21:51	EPA 8260B	
Diisopropyl Ether	ND	0.15	0.50	ug/L	1	07/21/2016	07/22/2016 21:51	EPA 8260B	
Ethylbenzene	ND	0.054	0.50	ug/L	1	07/21/2016	07/22/2016 21:51	EPA 8260B	
Hexachlorobutadiene	ND	0.13	2.0	ug/L	1	07/21/2016	07/22/2016 21:51	EPA 8260B	
Isopropylbenzene	ND	0.081	0.50	ug/L	1	07/21/2016	07/22/2016 21:51	EPA 8260B	
m,p-Xylene	ND	0.057	1.0	ug/L	1	07/21/2016	07/22/2016 21:51	EPA 8260B	
Methyl t-Butyl Ether	ND	0.14	0.50	ug/L	1	07/21/2016	07/22/2016 21:51	EPA 8260B	
Methylene chloride	ND	0.14	2.0	ug/L	1	07/21/2016	07/22/2016 21:51	EPA 8260B	
Naphthalene	ND	0.088	5.0	ug/L	1	07/21/2016	07/22/2016 21:51	EPA 8260B	
n-Butyl Benzene	ND	0.14	0.50	ug/L	1	07/21/2016	07/22/2016 21:51	EPA 8260B	
n-Hexane	ND	0.21	0.50	ug/L	1	07/21/2016	07/22/2016 21:51	EPA 8260B	
n-Propyl Benzene	ND	0.10	0.50	ug/L	1	07/21/2016	07/22/2016 21:51	EPA 8260B	
o-Xylene	ND	0.058	0.50	ug/L	1	07/21/2016	07/22/2016 21:51	EPA 8260B	
p-Isopropyltoluene	ND	0.085	0.50	ug/L	1	07/21/2016	07/22/2016 21:51	EPA 8260B	
sec-Butyl Benzene	ND	0.13	0.50	ug/L	1	07/21/2016	07/22/2016 21:51	EPA 8260B	
Styrene	0.14	0.065	0.50	ug/L	1	07/21/2016	07/22/2016 21:51	EPA 8260B	J
tert-Butylbenzene	ND	0.12	0.50	ug/L	1	07/21/2016	07/22/2016 21:51	EPA 8260B	
Tetrachloroethene	ND	0.081	0.50	ug/L	1	07/21/2016	07/22/2016 21:51	EPA 8260B	
Tetrahydrofuran	ND	1.2	10	ug/L	1	07/21/2016	07/22/2016 21:51	EPA 8260B	
Toluene	ND	0.053	0.50	ug/L	1	07/21/2016	07/22/2016 21:51	EPA 8260B	
trans-1,2-Dichloroethene	ND	0.11	0.50	ug/L	1	07/21/2016	07/22/2016 21:51	EPA 8260B	
trans-1,3-Dichloropropene	ND	0.096	0.50	ug/L	1	07/21/2016	07/22/2016 21:51	EPA 8260B	LC
Trichloroethene	ND	0.062	0.50	ug/L	1	07/21/2016	07/22/2016 21:51	EPA 8260B	
Trichlorofluoromethane	ND	0.13	0.50	ug/L	1	07/21/2016	07/22/2016 21:51	EPA 8260B	
Vinyl chloride	ND	0.16	0.50	ug/L	1	07/21/2016	07/22/2016 21:51	EPA 8260B	
Surrogate: Dibromofluoromethane			103 %	60-140		07/21/2016	07/22/2016 21:51	EPA 8260B	
Surrogate: Toluene-d8			89.0 %	60-140		07/21/2016	07/22/2016 21:51	EPA 8260B	
Surrogate: 4-Bromofluorobenzene			87.6 %	60-140		07/21/2016	07/22/2016 21:51	EPA 8260B	



2525 Advance Road
 Madison, WI 53718
 608.221.8700 Phone
 608.221.4889 Fax

TRC Environmental Corporation, Inc.
 708 Heartland Trail, Ste 3000
 Madison WI, 53717

Project: Madison Kipp Corp. Quarterly Sampling
 Project Number: 243950.000001
 Project Manager: Andrew Stehn

MW-27D
A163008-16 (Water)

Date Sampled
07/19/2016 09:45

Analyte	Result	Limit of Detection	Limit of Quantitation	Units	Dilution	Prepared	Analyzed	Method	Qualifiers
---------	--------	--------------------	-----------------------	-------	----------	----------	----------	--------	------------

ECCS

Volatile Organic Compounds by Method 8260 - Purge and Trap

Preparation Batch: A607049

1,1,1,2-Tetrachloroethane	ND	0.11	0.50	ug/L	1	07/21/2016	07/22/2016 22:20	EPA 8260B	
1,1,1-Trichloroethane	ND	0.10	0.50	ug/L	1	07/21/2016	07/22/2016 22:20	EPA 8260B	
1,1,2,2-Tetrachloroethane	ND	0.099	0.50	ug/L	1	07/21/2016	07/22/2016 22:20	EPA 8260B	
1,1,2-Trichloroethane	ND	0.10	0.50	ug/L	1	07/21/2016	07/22/2016 22:20	EPA 8260B	
1,1,2-Trichlorotrifluoroethane	ND	0.13	0.50	ug/L	1	07/21/2016	07/22/2016 22:20	EPA 8260B	
1,1-Dichloroethane	ND	0.12	0.50	ug/L	1	07/21/2016	07/22/2016 22:20	EPA 8260B	
1,1-Dichloroethene	ND	0.14	0.50	ug/L	1	07/21/2016	07/22/2016 22:20	EPA 8260B	
1,1-Dichloropropene	ND	0.11	0.50	ug/L	1	07/21/2016	07/22/2016 22:20	EPA 8260B	
1,2,3-Trichlorobenzene	ND	0.045	2.0	ug/L	1	07/21/2016	07/22/2016 22:20	EPA 8260B	
1,2,3-Trichloropropane	ND	0.15	1.0	ug/L	1	07/21/2016	07/22/2016 22:20	EPA 8260B	
1,2,4-Trichlorobenzene	ND	0.077	2.0	ug/L	1	07/21/2016	07/22/2016 22:20	EPA 8260B	
1,2,4-Trimethylbenzene	ND	0.060	0.50	ug/L	1	07/21/2016	07/22/2016 22:20	EPA 8260B	
1,2-Dibromo-3-chloropropane	ND	0.25	0.50	ug/L	1	07/21/2016	07/22/2016 22:20	EPA 8260B	
1,2-Dibromoethane (EDB)	ND	0.13	0.50	ug/L	1	07/21/2016	07/22/2016 22:20	EPA 8260B	
1,2-Dichlorobenzene	ND	0.076	0.50	ug/L	1	07/21/2016	07/22/2016 22:20	EPA 8260B	
1,2-Dichloroethane	ND	0.078	0.50	ug/L	1	07/21/2016	07/22/2016 22:20	EPA 8260B	
1,2-Dichloropropane	ND	0.10	0.50	ug/L	1	07/21/2016	07/22/2016 22:20	EPA 8260B	
1,3,5-Trimethylbenzene	ND	0.075	0.50	ug/L	1	07/21/2016	07/22/2016 22:20	EPA 8260B	
1,3-Dichlorobenzene	ND	0.096	0.50	ug/L	1	07/21/2016	07/22/2016 22:20	EPA 8260B	
1,3-Dichloropropane	ND	0.11	0.50	ug/L	1	07/21/2016	07/22/2016 22:20	EPA 8260B	
1,4-Dichlorobenzene	ND	0.070	0.50	ug/L	1	07/21/2016	07/22/2016 22:20	EPA 8260B	
2,2-Dichloropropane	ND	0.14	0.50	ug/L	1	07/21/2016	07/22/2016 22:20	EPA 8260B	
2-Butanone	ND	3.0	20	ug/L	1	07/21/2016	07/22/2016 22:20	EPA 8260B	
2-Chlorotoluene	ND	0.075	0.50	ug/L	1	07/21/2016	07/22/2016 22:20	EPA 8260B	
2-Hexanone	ND	0.95	20	ug/L	1	07/21/2016	07/22/2016 22:20	EPA 8260B	
4-Chlorotoluene	ND	0.073	0.50	ug/L	1	07/21/2016	07/22/2016 22:20	EPA 8260B	
4-Methyl-2-pentanone	ND	0.77	20	ug/L	1	07/21/2016	07/22/2016 22:20	EPA 8260B	
Acetone	ND	3.4	20	ug/L	1	07/21/2016	07/22/2016 22:20	EPA 8260B	
Benzene	ND	0.089	0.50	ug/L	1	07/21/2016	07/22/2016 22:20	EPA 8260B	
Bromobenzene	ND	0.084	0.50	ug/L	1	07/21/2016	07/22/2016 22:20	EPA 8260B	
Bromochloromethane	ND	0.31	0.50	ug/L	1	07/21/2016	07/22/2016 22:20	EPA 8260B	
Bromodichloromethane	ND	0.077	0.50	ug/L	1	07/21/2016	07/22/2016 22:20	EPA 8260B	
Bromoform	ND	0.088	0.50	ug/L	1	07/21/2016	07/22/2016 22:20	EPA 8260B	
Bromomethane	ND	0.59	5.0	ug/L	1	07/21/2016	07/22/2016 22:20	EPA 8260B	
Carbon disulfide	ND	0.053	0.50	ug/L	1	07/21/2016	07/22/2016 22:20	EPA 8260B	
Carbon tetrachloride	ND	0.038	0.50	ug/L	1	07/21/2016	07/22/2016 22:20	EPA 8260B	
Chlorobenzene	ND	0.073	0.50	ug/L	1	07/21/2016	07/22/2016 22:20	EPA 8260B	
Chloroethane	ND	0.25	5.0	ug/L	1	07/21/2016	07/22/2016 22:20	EPA 8260B	
Chloroform	ND	0.062	0.50	ug/L	1	07/21/2016	07/22/2016 22:20	EPA 8260B	
Chloromethane	ND	0.16	2.0	ug/L	1	07/21/2016	07/22/2016 22:20	EPA 8260B	



2525 Advance Road
 Madison, WI 53718
 608.221.8700 Phone
 608.221.4889 Fax

TRC Environmental Corporation, Inc.
 708 Heartland Trail, Ste 3000
 Madison WI, 53717

Project: Madison Kipp Corp. Quarterly Sampling
 Project Number: 243950.000001
 Project Manager: Andrew Stehn

MW-27D
A163008-16 (Water)

Date Sampled
07/19/2016 09:45

Analyte	Result	Limit of Detection	Limit of Quantitation	Units	Dilution	Prepared	Analyzed	Method	Qualifiers
---------	--------	--------------------	-----------------------	-------	----------	----------	----------	--------	------------

ECCS

Volatile Organic Compounds by Method 8260 - Purge and Trap

Preparation Batch: A607049

cis-1,2-Dichloroethene	1.5	0.11	0.50	ug/L	1	07/21/2016	07/22/2016 22:20	EPA 8260B	
cis-1,3-Dichloropropene	ND	0.061	0.50	ug/L	1	07/21/2016	07/22/2016 22:20	EPA 8260B	
Dibromochloromethane	ND	0.091	0.50	ug/L	1	07/21/2016	07/22/2016 22:20	EPA 8260B	
Dibromomethane	ND	0.14	0.50	ug/L	1	07/21/2016	07/22/2016 22:20	EPA 8260B	
Dichlorodifluoromethane	0.12	0.11	0.50	ug/L	1	07/21/2016	07/22/2016 22:20	EPA 8260B	HC, J
Diisopropyl Ether	ND	0.15	0.50	ug/L	1	07/21/2016	07/22/2016 22:20	EPA 8260B	
Ethylbenzene	ND	0.054	0.50	ug/L	1	07/21/2016	07/22/2016 22:20	EPA 8260B	
Hexachlorobutadiene	ND	0.13	2.0	ug/L	1	07/21/2016	07/22/2016 22:20	EPA 8260B	
Isopropylbenzene	ND	0.081	0.50	ug/L	1	07/21/2016	07/22/2016 22:20	EPA 8260B	
m,p-Xylene	ND	0.057	1.0	ug/L	1	07/21/2016	07/22/2016 22:20	EPA 8260B	
Methyl t-Butyl Ether	0.62	0.14	0.50	ug/L	1	07/21/2016	07/22/2016 22:20	EPA 8260B	
Methylene chloride	ND	0.14	2.0	ug/L	1	07/21/2016	07/22/2016 22:20	EPA 8260B	
Naphthalene	ND	0.088	5.0	ug/L	1	07/21/2016	07/22/2016 22:20	EPA 8260B	
n-Butyl Benzene	ND	0.14	0.50	ug/L	1	07/21/2016	07/22/2016 22:20	EPA 8260B	
n-Hexane	ND	0.21	0.50	ug/L	1	07/21/2016	07/22/2016 22:20	EPA 8260B	
n-Propyl Benzene	ND	0.10	0.50	ug/L	1	07/21/2016	07/22/2016 22:20	EPA 8260B	
o-Xylene	ND	0.058	0.50	ug/L	1	07/21/2016	07/22/2016 22:20	EPA 8260B	
p-Isopropyltoluene	ND	0.085	0.50	ug/L	1	07/21/2016	07/22/2016 22:20	EPA 8260B	
sec-Butyl Benzene	ND	0.13	0.50	ug/L	1	07/21/2016	07/22/2016 22:20	EPA 8260B	
Styrene	0.36	0.065	0.50	ug/L	1	07/21/2016	07/22/2016 22:20	EPA 8260B	J
tert-Butylbenzene	ND	0.12	0.50	ug/L	1	07/21/2016	07/22/2016 22:20	EPA 8260B	
Tetrachloroethene	2.1	0.081	0.50	ug/L	1	07/21/2016	07/22/2016 22:20	EPA 8260B	
Tetrahydrofuran	ND	1.2	10	ug/L	1	07/21/2016	07/22/2016 22:20	EPA 8260B	
Toluene	ND	0.053	0.50	ug/L	1	07/21/2016	07/22/2016 22:20	EPA 8260B	
trans-1,2-Dichloroethene	0.17	0.11	0.50	ug/L	1	07/21/2016	07/22/2016 22:20	EPA 8260B	J
trans-1,3-Dichloropropene	ND	0.096	0.50	ug/L	1	07/21/2016	07/22/2016 22:20	EPA 8260B	LC
Trichloroethene	2.1	0.062	0.50	ug/L	1	07/21/2016	07/22/2016 22:20	EPA 8260B	
Trichlorofluoromethane	ND	0.13	0.50	ug/L	1	07/21/2016	07/22/2016 22:20	EPA 8260B	
Vinyl chloride	ND	0.16	0.50	ug/L	1	07/21/2016	07/22/2016 22:20	EPA 8260B	
Surrogate: Dibromofluoromethane			106 %	60-140		07/21/2016	07/22/2016 22:20	EPA 8260B	
Surrogate: Toluene-d8			92.3 %	60-140		07/21/2016	07/22/2016 22:20	EPA 8260B	
Surrogate: 4-Bromofluorobenzene			89.4 %	60-140		07/21/2016	07/22/2016 22:20	EPA 8260B	



2525 Advance Road
 Madison, WI 53718
 608.221.8700 Phone
 608.221.4889 Fax

TRC Environmental Corporation, Inc.
 708 Heartland Trail, Ste 3000
 Madison WI, 53717

Project: Madison Kipp Corp. Quarterly Sampling
 Project Number: 243950.000001
 Project Manager: Andrew Stehn

DUP-01
A163008-17 (Water)

Date Sampled
07/19/2016 00:00

Analyte	Result	Limit of Detection	Limit of Quantitation	Units	Dilution	Prepared	Analyzed	Method	Qualifiers
---------	--------	--------------------	-----------------------	-------	----------	----------	----------	--------	------------

ECCS

Volatile Organic Compounds by Method 8260 - Purge and Trap

Preparation Batch: A607049

Analyte	Result	Limit of Detection	Limit of Quantitation	Units	Dilution	Prepared	Analyzed	Method	Qualifiers
1,1,1,2-Tetrachloroethane	ND	0.11	0.50	ug/L	1	07/21/2016	07/22/2016 17:57	EPA 8260B	
1,1,1-Trichloroethane	0.18	0.10	0.50	ug/L	1	07/21/2016	07/22/2016 17:57	EPA 8260B	J
1,1,2,2-Tetrachloroethane	ND	0.099	0.50	ug/L	1	07/21/2016	07/22/2016 17:57	EPA 8260B	
1,1,2-Trichloroethane	ND	0.10	0.50	ug/L	1	07/21/2016	07/22/2016 17:57	EPA 8260B	
1,1,2-Trichlorotrifluoroethane	ND	0.13	0.50	ug/L	1	07/21/2016	07/22/2016 17:57	EPA 8260B	
1,1-Dichloroethane	ND	0.12	0.50	ug/L	1	07/21/2016	07/22/2016 17:57	EPA 8260B	
1,1-Dichloroethene	ND	0.14	0.50	ug/L	1	07/21/2016	07/22/2016 17:57	EPA 8260B	
1,1-Dichloropropene	ND	0.11	0.50	ug/L	1	07/21/2016	07/22/2016 17:57	EPA 8260B	
1,2,3-Trichlorobenzene	ND	0.045	2.0	ug/L	1	07/21/2016	07/22/2016 17:57	EPA 8260B	
1,2,3-Trichloropropane	ND	0.15	1.0	ug/L	1	07/21/2016	07/22/2016 17:57	EPA 8260B	
1,2,4-Trichlorobenzene	ND	0.077	2.0	ug/L	1	07/21/2016	07/22/2016 17:57	EPA 8260B	
1,2,4-Trimethylbenzene	ND	0.060	0.50	ug/L	1	07/21/2016	07/22/2016 17:57	EPA 8260B	
1,2-Dibromo-3-chloropropane	ND	0.25	0.50	ug/L	1	07/21/2016	07/22/2016 17:57	EPA 8260B	
1,2-Dibromoethane (EDB)	ND	0.13	0.50	ug/L	1	07/21/2016	07/22/2016 17:57	EPA 8260B	
1,2-Dichlorobenzene	ND	0.076	0.50	ug/L	1	07/21/2016	07/22/2016 17:57	EPA 8260B	
1,2-Dichloroethane	ND	0.078	0.50	ug/L	1	07/21/2016	07/22/2016 17:57	EPA 8260B	
1,2-Dichloropropane	ND	0.10	0.50	ug/L	1	07/21/2016	07/22/2016 17:57	EPA 8260B	
1,3,5-Trimethylbenzene	ND	0.075	0.50	ug/L	1	07/21/2016	07/22/2016 17:57	EPA 8260B	
1,3-Dichlorobenzene	ND	0.096	0.50	ug/L	1	07/21/2016	07/22/2016 17:57	EPA 8260B	
1,3-Dichloropropane	ND	0.11	0.50	ug/L	1	07/21/2016	07/22/2016 17:57	EPA 8260B	
1,4-Dichlorobenzene	ND	0.070	0.50	ug/L	1	07/21/2016	07/22/2016 17:57	EPA 8260B	
2,2-Dichloropropane	ND	0.14	0.50	ug/L	1	07/21/2016	07/22/2016 17:57	EPA 8260B	
2-Butanone	ND	3.0	20	ug/L	1	07/21/2016	07/22/2016 17:57	EPA 8260B	
2-Chlorotoluene	ND	0.075	0.50	ug/L	1	07/21/2016	07/22/2016 17:57	EPA 8260B	
2-Hexanone	ND	0.95	20	ug/L	1	07/21/2016	07/22/2016 17:57	EPA 8260B	
4-Chlorotoluene	ND	0.073	0.50	ug/L	1	07/21/2016	07/22/2016 17:57	EPA 8260B	
4-Methyl-2-pentanone	ND	0.77	20	ug/L	1	07/21/2016	07/22/2016 17:57	EPA 8260B	
Acetone	ND	3.4	20	ug/L	1	07/21/2016	07/22/2016 17:57	EPA 8260B	
Benzene	ND	0.089	0.50	ug/L	1	07/21/2016	07/22/2016 17:57	EPA 8260B	
Bromobenzene	ND	0.084	0.50	ug/L	1	07/21/2016	07/22/2016 17:57	EPA 8260B	
Bromochloromethane	ND	0.31	0.50	ug/L	1	07/21/2016	07/22/2016 17:57	EPA 8260B	
Bromodichloromethane	ND	0.077	0.50	ug/L	1	07/21/2016	07/22/2016 17:57	EPA 8260B	
Bromoform	ND	0.088	0.50	ug/L	1	07/21/2016	07/22/2016 17:57	EPA 8260B	
Bromomethane	ND	0.59	5.0	ug/L	1	07/21/2016	07/22/2016 17:57	EPA 8260B	
Carbon disulfide	ND	0.053	0.50	ug/L	1	07/21/2016	07/22/2016 17:57	EPA 8260B	
Carbon tetrachloride	ND	0.038	0.50	ug/L	1	07/21/2016	07/22/2016 17:57	EPA 8260B	
Chlorobenzene	ND	0.073	0.50	ug/L	1	07/21/2016	07/22/2016 17:57	EPA 8260B	
Chloroethane	ND	0.25	5.0	ug/L	1	07/21/2016	07/22/2016 17:57	EPA 8260B	
Chloroform	ND	0.062	0.50	ug/L	1	07/21/2016	07/22/2016 17:57	EPA 8260B	
Chloromethane	0.18	0.16	2.0	ug/L	1	07/21/2016	07/22/2016 17:57	EPA 8260B	J



2525 Advance Road
 Madison, WI 53718
 608.221.8700 Phone
 608.221.4889 Fax

TRC Environmental Corporation, Inc.
 708 Heartland Trail, Ste 3000
 Madison WI, 53717

Project: Madison Kipp Corp. Quarterly Sampling
 Project Number: 243950.000001
 Project Manager: Andrew Stehn

DUP-01

Date Sampled

A163008-17 (Water)

07/19/2016 00:00

Analyte	Result	Limit of Detection	Limit of Quantitation	Units	Dilution	Prepared	Analyzed	Method	Qualifiers
---------	--------	--------------------	-----------------------	-------	----------	----------	----------	--------	------------

ECCS

Volatile Organic Compounds by Method 8260 - Purge and Trap

Preparation Batch: A607049

cis-1,2-Dichloroethene	ND	0.11	0.50	ug/L	1	07/21/2016	07/22/2016 17:57	EPA 8260B	
cis-1,3-Dichloropropene	ND	0.061	0.50	ug/L	1	07/21/2016	07/22/2016 17:57	EPA 8260B	
Dibromochloromethane	ND	0.091	0.50	ug/L	1	07/21/2016	07/22/2016 17:57	EPA 8260B	
Dibromomethane	ND	0.14	0.50	ug/L	1	07/21/2016	07/22/2016 17:57	EPA 8260B	
Dichlorodifluoromethane	ND	0.11	0.50	ug/L	1	07/21/2016	07/22/2016 17:57	EPA 8260B	
Diisopropyl Ether	ND	0.15	0.50	ug/L	1	07/21/2016	07/22/2016 17:57	EPA 8260B	
Ethylbenzene	ND	0.054	0.50	ug/L	1	07/21/2016	07/22/2016 17:57	EPA 8260B	
Hexachlorobutadiene	ND	0.13	2.0	ug/L	1	07/21/2016	07/22/2016 17:57	EPA 8260B	
Isopropylbenzene	ND	0.081	0.50	ug/L	1	07/21/2016	07/22/2016 17:57	EPA 8260B	
m,p-Xylene	ND	0.057	1.0	ug/L	1	07/21/2016	07/22/2016 17:57	EPA 8260B	
Methyl t-Butyl Ether	ND	0.14	0.50	ug/L	1	07/21/2016	07/22/2016 17:57	EPA 8260B	
Methylene chloride	ND	0.14	2.0	ug/L	1	07/21/2016	07/22/2016 17:57	EPA 8260B	
Naphthalene	ND	0.088	5.0	ug/L	1	07/21/2016	07/22/2016 17:57	EPA 8260B	
n-Butyl Benzene	ND	0.14	0.50	ug/L	1	07/21/2016	07/22/2016 17:57	EPA 8260B	
n-Hexane	ND	0.21	0.50	ug/L	1	07/21/2016	07/22/2016 17:57	EPA 8260B	
n-Propyl Benzene	ND	0.10	0.50	ug/L	1	07/21/2016	07/22/2016 17:57	EPA 8260B	
o-Xylene	ND	0.058	0.50	ug/L	1	07/21/2016	07/22/2016 17:57	EPA 8260B	
p-Isopropyltoluene	ND	0.085	0.50	ug/L	1	07/21/2016	07/22/2016 17:57	EPA 8260B	
sec-Butyl Benzene	ND	0.13	0.50	ug/L	1	07/21/2016	07/22/2016 17:57	EPA 8260B	
Styrene	ND	0.065	0.50	ug/L	1	07/21/2016	07/22/2016 17:57	EPA 8260B	
tert-Butylbenzene	ND	0.12	0.50	ug/L	1	07/21/2016	07/22/2016 17:57	EPA 8260B	
Tetrachloroethene	0.55	0.081	0.50	ug/L	1	07/21/2016	07/22/2016 17:57	EPA 8260B	
Tetrahydrofuran	ND	1.2	10	ug/L	1	07/21/2016	07/22/2016 17:57	EPA 8260B	
Toluene	ND	0.053	0.50	ug/L	1	07/21/2016	07/22/2016 17:57	EPA 8260B	
trans-1,2-Dichloroethene	ND	0.11	0.50	ug/L	1	07/21/2016	07/22/2016 17:57	EPA 8260B	
trans-1,3-Dichloropropene	ND	0.096	0.50	ug/L	1	07/21/2016	07/22/2016 17:57	EPA 8260B	
Trichloroethene	ND	0.062	0.50	ug/L	1	07/21/2016	07/22/2016 17:57	EPA 8260B	
Trichlorofluoromethane	ND	0.13	0.50	ug/L	1	07/21/2016	07/22/2016 17:57	EPA 8260B	
Vinyl chloride	ND	0.16	0.50	ug/L	1	07/21/2016	07/22/2016 17:57	EPA 8260B	
Surrogate: Dibromofluoromethane			97.3 %	60-140		07/21/2016	07/22/2016 17:57	EPA 8260B	
Surrogate: Toluene-d8			90.2 %	60-140		07/21/2016	07/22/2016 17:57	EPA 8260B	
Surrogate: 4-Bromofluorobenzene			88.8 %	60-140		07/21/2016	07/22/2016 17:57	EPA 8260B	



2525 Advance Road
 Madison, WI 53718
 608.221.8700 Phone
 608.221.4889 Fax

TRC Environmental Corporation, Inc.
 708 Heartland Trail, Ste 3000
 Madison WI, 53717

Project: Madison Kipp Corp. Quarterly Sampling
 Project Number: 243950.000001
 Project Manager: Andrew Stehn

DUP-02
A163008-18 (Water)

Date Sampled
07/20/2016 00:00

Analyte	Result	Limit of Detection	Limit of Quantitation	Units	Dilution	Prepared	Analyzed	Method	Qualifiers
---------	--------	--------------------	-----------------------	-------	----------	----------	----------	--------	------------

ECCS

Volatile Organic Compounds by Method 8260 - Purge and Trap

Preparation Batch: A607049

1,1,1,2-Tetrachloroethane	ND	0.11	0.50	ug/L	1	07/21/2016	07/22/2016 18:27	EPA 8260B	
1,1,1-Trichloroethane	ND	0.10	0.50	ug/L	1	07/21/2016	07/22/2016 18:27	EPA 8260B	
1,1,2,2-Tetrachloroethane	ND	0.099	0.50	ug/L	1	07/21/2016	07/22/2016 18:27	EPA 8260B	
1,1,2-Trichloroethane	ND	0.10	0.50	ug/L	1	07/21/2016	07/22/2016 18:27	EPA 8260B	
1,1,2-Trichlorotrifluoroethane	ND	0.13	0.50	ug/L	1	07/21/2016	07/22/2016 18:27	EPA 8260B	
1,1-Dichloroethane	ND	0.12	0.50	ug/L	1	07/21/2016	07/22/2016 18:27	EPA 8260B	
1,1-Dichloroethene	ND	0.14	0.50	ug/L	1	07/21/2016	07/22/2016 18:27	EPA 8260B	
1,1-Dichloropropene	ND	0.11	0.50	ug/L	1	07/21/2016	07/22/2016 18:27	EPA 8260B	
1,2,3-Trichlorobenzene	ND	0.045	2.0	ug/L	1	07/21/2016	07/22/2016 18:27	EPA 8260B	
1,2,3-Trichloropropane	ND	0.15	1.0	ug/L	1	07/21/2016	07/22/2016 18:27	EPA 8260B	
1,2,4-Trichlorobenzene	ND	0.077	2.0	ug/L	1	07/21/2016	07/22/2016 18:27	EPA 8260B	
1,2,4-Trimethylbenzene	ND	0.060	0.50	ug/L	1	07/21/2016	07/22/2016 18:27	EPA 8260B	
1,2-Dibromo-3-chloropropane	ND	0.25	0.50	ug/L	1	07/21/2016	07/22/2016 18:27	EPA 8260B	
1,2-Dibromoethane (EDB)	ND	0.13	0.50	ug/L	1	07/21/2016	07/22/2016 18:27	EPA 8260B	
1,2-Dichlorobenzene	ND	0.076	0.50	ug/L	1	07/21/2016	07/22/2016 18:27	EPA 8260B	
1,2-Dichloroethane	ND	0.078	0.50	ug/L	1	07/21/2016	07/22/2016 18:27	EPA 8260B	
1,2-Dichloropropane	ND	0.10	0.50	ug/L	1	07/21/2016	07/22/2016 18:27	EPA 8260B	
1,3,5-Trimethylbenzene	ND	0.075	0.50	ug/L	1	07/21/2016	07/22/2016 18:27	EPA 8260B	
1,3-Dichlorobenzene	ND	0.096	0.50	ug/L	1	07/21/2016	07/22/2016 18:27	EPA 8260B	
1,3-Dichloropropane	ND	0.11	0.50	ug/L	1	07/21/2016	07/22/2016 18:27	EPA 8260B	
1,4-Dichlorobenzene	ND	0.070	0.50	ug/L	1	07/21/2016	07/22/2016 18:27	EPA 8260B	
2,2-Dichloropropane	ND	0.14	0.50	ug/L	1	07/21/2016	07/22/2016 18:27	EPA 8260B	
2-Butanone	ND	3.0	20	ug/L	1	07/21/2016	07/22/2016 18:27	EPA 8260B	
2-Chlorotoluene	ND	0.075	0.50	ug/L	1	07/21/2016	07/22/2016 18:27	EPA 8260B	
2-Hexanone	ND	0.95	20	ug/L	1	07/21/2016	07/22/2016 18:27	EPA 8260B	
4-Chlorotoluene	ND	0.073	0.50	ug/L	1	07/21/2016	07/22/2016 18:27	EPA 8260B	
4-Methyl-2-pentanone	ND	0.77	20	ug/L	1	07/21/2016	07/22/2016 18:27	EPA 8260B	
Acetone	ND	3.4	20	ug/L	1	07/21/2016	07/22/2016 18:27	EPA 8260B	
Benzene	ND	0.089	0.50	ug/L	1	07/21/2016	07/22/2016 18:27	EPA 8260B	
Bromobenzene	ND	0.084	0.50	ug/L	1	07/21/2016	07/22/2016 18:27	EPA 8260B	
Bromochloromethane	ND	0.31	0.50	ug/L	1	07/21/2016	07/22/2016 18:27	EPA 8260B	
Bromodichloromethane	ND	0.077	0.50	ug/L	1	07/21/2016	07/22/2016 18:27	EPA 8260B	
Bromoform	ND	0.088	0.50	ug/L	1	07/21/2016	07/22/2016 18:27	EPA 8260B	
Bromomethane	ND	0.59	5.0	ug/L	1	07/21/2016	07/22/2016 18:27	EPA 8260B	
Carbon disulfide	0.14	0.053	0.50	ug/L	1	07/21/2016	07/22/2016 18:27	EPA 8260B	J
Carbon tetrachloride	ND	0.038	0.50	ug/L	1	07/21/2016	07/22/2016 18:27	EPA 8260B	
Chlorobenzene	ND	0.073	0.50	ug/L	1	07/21/2016	07/22/2016 18:27	EPA 8260B	
Chloroethane	ND	0.25	5.0	ug/L	1	07/21/2016	07/22/2016 18:27	EPA 8260B	
Chloroform	ND	0.062	0.50	ug/L	1	07/21/2016	07/22/2016 18:27	EPA 8260B	
Chloromethane	ND	0.16	2.0	ug/L	1	07/21/2016	07/22/2016 18:27	EPA 8260B	



2525 Advance Road
 Madison, WI 53718
 608.221.8700 Phone
 608.221.4889 Fax

TRC Environmental Corporation, Inc.
 708 Heartland Trail, Ste 3000
 Madison WI, 53717

Project: Madison Kipp Corp. Quarterly Sampling
 Project Number: 243950.000001
 Project Manager: Andrew Stehn

DUP-02
A163008-18 (Water)

Date Sampled
07/20/2016 00:00

Analyte	Result	Limit of Detection	Limit of Quantitation	Units	Dilution	Prepared	Analyzed	Method	Qualifiers
---------	--------	--------------------	-----------------------	-------	----------	----------	----------	--------	------------

ECCS

Volatile Organic Compounds by Method 8260 - Purge and Trap

Preparation Batch: A607049

cis-1,2-Dichloroethene	3.6	0.11	0.50	ug/L	1	07/21/2016	07/22/2016 18:27	EPA 8260B	
cis-1,3-Dichloropropene	ND	0.061	0.50	ug/L	1	07/21/2016	07/22/2016 18:27	EPA 8260B	
Dibromochloromethane	ND	0.091	0.50	ug/L	1	07/21/2016	07/22/2016 18:27	EPA 8260B	
Dibromomethane	ND	0.14	0.50	ug/L	1	07/21/2016	07/22/2016 18:27	EPA 8260B	
Dichlorodifluoromethane	ND	0.11	0.50	ug/L	1	07/21/2016	07/22/2016 18:27	EPA 8260B	
Diisopropyl Ether	ND	0.15	0.50	ug/L	1	07/21/2016	07/22/2016 18:27	EPA 8260B	
Ethylbenzene	ND	0.054	0.50	ug/L	1	07/21/2016	07/22/2016 18:27	EPA 8260B	
Hexachlorobutadiene	ND	0.13	2.0	ug/L	1	07/21/2016	07/22/2016 18:27	EPA 8260B	
Isopropylbenzene	ND	0.081	0.50	ug/L	1	07/21/2016	07/22/2016 18:27	EPA 8260B	
m,p-Xylene	ND	0.057	1.0	ug/L	1	07/21/2016	07/22/2016 18:27	EPA 8260B	
Methyl t-Butyl Ether	ND	0.14	0.50	ug/L	1	07/21/2016	07/22/2016 18:27	EPA 8260B	
Methylene chloride	ND	0.14	2.0	ug/L	1	07/21/2016	07/22/2016 18:27	EPA 8260B	
Naphthalene	ND	0.088	5.0	ug/L	1	07/21/2016	07/22/2016 18:27	EPA 8260B	
n-Butyl Benzene	ND	0.14	0.50	ug/L	1	07/21/2016	07/22/2016 18:27	EPA 8260B	
n-Hexane	ND	0.21	0.50	ug/L	1	07/21/2016	07/22/2016 18:27	EPA 8260B	
n-Propyl Benzene	ND	0.10	0.50	ug/L	1	07/21/2016	07/22/2016 18:27	EPA 8260B	
o-Xylene	ND	0.058	0.50	ug/L	1	07/21/2016	07/22/2016 18:27	EPA 8260B	
p-Isopropyltoluene	ND	0.085	0.50	ug/L	1	07/21/2016	07/22/2016 18:27	EPA 8260B	
sec-Butyl Benzene	ND	0.13	0.50	ug/L	1	07/21/2016	07/22/2016 18:27	EPA 8260B	
Styrene	ND	0.065	0.50	ug/L	1	07/21/2016	07/22/2016 18:27	EPA 8260B	
tert-Butylbenzene	ND	0.12	0.50	ug/L	1	07/21/2016	07/22/2016 18:27	EPA 8260B	
Tetrachloroethene	19	0.081	0.50	ug/L	1	07/21/2016	07/22/2016 18:27	EPA 8260B	
Tetrahydrofuran	ND	1.2	10	ug/L	1	07/21/2016	07/22/2016 18:27	EPA 8260B	
Toluene	ND	0.053	0.50	ug/L	1	07/21/2016	07/22/2016 18:27	EPA 8260B	
trans-1,2-Dichloroethene	0.13	0.11	0.50	ug/L	1	07/21/2016	07/22/2016 18:27	EPA 8260B	J
trans-1,3-Dichloropropene	ND	0.096	0.50	ug/L	1	07/21/2016	07/22/2016 18:27	EPA 8260B	
Trichloroethene	2.7	0.062	0.50	ug/L	1	07/21/2016	07/22/2016 18:27	EPA 8260B	
Trichlorofluoromethane	ND	0.13	0.50	ug/L	1	07/21/2016	07/22/2016 18:27	EPA 8260B	
Vinyl chloride	ND	0.16	0.50	ug/L	1	07/21/2016	07/22/2016 18:27	EPA 8260B	
<i>Surrogate: Dibromofluoromethane</i>			96.4 %	60-140		07/21/2016	07/22/2016 18:27	EPA 8260B	
<i>Surrogate: Toluene-d8</i>			89.5 %	60-140		07/21/2016	07/22/2016 18:27	EPA 8260B	
<i>Surrogate: 4-Bromofluorobenzene</i>			89.0 %	60-140		07/21/2016	07/22/2016 18:27	EPA 8260B	



2525 Advance Road
 Madison, WI 53718
 608.221.8700 Phone
 608.221.4889 Fax

TRC Environmental Corporation, Inc.
 708 Heartland Trail, Ste 3000
 Madison WI, 53717

Project: Madison Kipp Corp. Quarterly Sampling
 Project Number: 243950.000001
 Project Manager: Andrew Stehn

FB-01
A163008-19 (Water)

Date Sampled
07/20/2016 12:15

Analyte	Result	Limit of Detection	Limit of Quantitation	Units	Dilution	Prepared	Analyzed	Method	Qualifiers
---------	--------	--------------------	-----------------------	-------	----------	----------	----------	--------	------------

ECCS

Volatile Organic Compounds by Method 8260 - Purge and Trap

Preparation Batch: A607049

Analyte	Result	Limit of Detection	Limit of Quantitation	Units	Dilution	Prepared	Analyzed	Method	Qualifiers
1,1,1,2-Tetrachloroethane	ND	0.11	0.50	ug/L	1	07/21/2016	07/22/2016 12:49	EPA 8260B	
1,1,1-Trichloroethane	ND	0.10	0.50	ug/L	1	07/21/2016	07/22/2016 12:49	EPA 8260B	
1,1,2,2-Tetrachloroethane	ND	0.099	0.50	ug/L	1	07/21/2016	07/22/2016 12:49	EPA 8260B	
1,1,2-Trichloroethane	ND	0.10	0.50	ug/L	1	07/21/2016	07/22/2016 12:49	EPA 8260B	
1,1,2-Trichlorotrifluoroethane	ND	0.13	0.50	ug/L	1	07/21/2016	07/22/2016 12:49	EPA 8260B	
1,1-Dichloroethane	ND	0.12	0.50	ug/L	1	07/21/2016	07/22/2016 12:49	EPA 8260B	
1,1-Dichloroethene	ND	0.14	0.50	ug/L	1	07/21/2016	07/22/2016 12:49	EPA 8260B	
1,1-Dichloropropene	ND	0.11	0.50	ug/L	1	07/21/2016	07/22/2016 12:49	EPA 8260B	
1,2,3-Trichlorobenzene	0.10	0.045	2.0	ug/L	1	07/21/2016	07/22/2016 12:49	EPA 8260B	B, J
1,2,3-Trichloropropane	ND	0.15	1.0	ug/L	1	07/21/2016	07/22/2016 12:49	EPA 8260B	
1,2,4-Trichlorobenzene	ND	0.077	2.0	ug/L	1	07/21/2016	07/22/2016 12:49	EPA 8260B	
1,2,4-Trimethylbenzene	ND	0.060	0.50	ug/L	1	07/21/2016	07/22/2016 12:49	EPA 8260B	
1,2-Dibromo-3-chloropropane	ND	0.25	0.50	ug/L	1	07/21/2016	07/22/2016 12:49	EPA 8260B	
1,2-Dibromoethane (EDB)	ND	0.13	0.50	ug/L	1	07/21/2016	07/22/2016 12:49	EPA 8260B	
1,2-Dichlorobenzene	ND	0.076	0.50	ug/L	1	07/21/2016	07/22/2016 12:49	EPA 8260B	
1,2-Dichloroethane	ND	0.078	0.50	ug/L	1	07/21/2016	07/22/2016 12:49	EPA 8260B	
1,2-Dichloropropane	ND	0.10	0.50	ug/L	1	07/21/2016	07/22/2016 12:49	EPA 8260B	
1,3,5-Trimethylbenzene	ND	0.075	0.50	ug/L	1	07/21/2016	07/22/2016 12:49	EPA 8260B	
1,3-Dichlorobenzene	ND	0.096	0.50	ug/L	1	07/21/2016	07/22/2016 12:49	EPA 8260B	
1,3-Dichloropropane	ND	0.11	0.50	ug/L	1	07/21/2016	07/22/2016 12:49	EPA 8260B	
1,4-Dichlorobenzene	ND	0.070	0.50	ug/L	1	07/21/2016	07/22/2016 12:49	EPA 8260B	
2,2-Dichloropropane	ND	0.14	0.50	ug/L	1	07/21/2016	07/22/2016 12:49	EPA 8260B	
2-Butanone	ND	3.0	20	ug/L	1	07/21/2016	07/22/2016 12:49	EPA 8260B	
2-Chlorotoluene	ND	0.075	0.50	ug/L	1	07/21/2016	07/22/2016 12:49	EPA 8260B	
2-Hexanone	ND	0.95	20	ug/L	1	07/21/2016	07/22/2016 12:49	EPA 8260B	
4-Chlorotoluene	ND	0.073	0.50	ug/L	1	07/21/2016	07/22/2016 12:49	EPA 8260B	
4-Methyl-2-pentanone	ND	0.77	20	ug/L	1	07/21/2016	07/22/2016 12:49	EPA 8260B	
Acetone	ND	3.4	20	ug/L	1	07/21/2016	07/22/2016 12:49	EPA 8260B	
Benzene	ND	0.089	0.50	ug/L	1	07/21/2016	07/22/2016 12:49	EPA 8260B	
Bromobenzene	ND	0.084	0.50	ug/L	1	07/21/2016	07/22/2016 12:49	EPA 8260B	
Bromochloromethane	ND	0.31	0.50	ug/L	1	07/21/2016	07/22/2016 12:49	EPA 8260B	
Bromodichloromethane	ND	0.077	0.50	ug/L	1	07/21/2016	07/22/2016 12:49	EPA 8260B	
Bromoform	ND	0.088	0.50	ug/L	1	07/21/2016	07/22/2016 12:49	EPA 8260B	
Bromomethane	ND	0.59	5.0	ug/L	1	07/21/2016	07/22/2016 12:49	EPA 8260B	
Carbon disulfide	ND	0.053	0.50	ug/L	1	07/21/2016	07/22/2016 12:49	EPA 8260B	
Carbon tetrachloride	ND	0.038	0.50	ug/L	1	07/21/2016	07/22/2016 12:49	EPA 8260B	
Chlorobenzene	ND	0.073	0.50	ug/L	1	07/21/2016	07/22/2016 12:49	EPA 8260B	
Chloroethane	ND	0.25	5.0	ug/L	1	07/21/2016	07/22/2016 12:49	EPA 8260B	
Chloroform	0.11	0.062	0.50	ug/L	1	07/21/2016	07/22/2016 12:49	EPA 8260B	J
Chloromethane	0.25	0.16	2.0	ug/L	1	07/21/2016	07/22/2016 12:49	EPA 8260B	J



2525 Advance Road
 Madison, WI 53718
 608.221.8700 Phone
 608.221.4889 Fax

TRC Environmental Corporation, Inc.
 708 Heartland Trail, Ste 3000
 Madison WI, 53717

Project: Madison Kipp Corp. Quarterly Sampling
 Project Number: 243950.000001
 Project Manager: Andrew Stehn

FB-01
A163008-19 (Water)

Date Sampled
07/20/2016 12:15

Analyte	Result	Limit of Detection	Limit of Quantitation	Units	Dilution	Prepared	Analyzed	Method	Qualifiers
---------	--------	--------------------	-----------------------	-------	----------	----------	----------	--------	------------

ECCS

Volatile Organic Compounds by Method 8260 - Purge and Trap

Preparation Batch: A607049

cis-1,2-Dichloroethene	ND	0.11	0.50	ug/L	1	07/21/2016	07/22/2016 12:49	EPA 8260B	
cis-1,3-Dichloropropene	ND	0.061	0.50	ug/L	1	07/21/2016	07/22/2016 12:49	EPA 8260B	
Dibromochloromethane	ND	0.091	0.50	ug/L	1	07/21/2016	07/22/2016 12:49	EPA 8260B	
Dibromomethane	ND	0.14	0.50	ug/L	1	07/21/2016	07/22/2016 12:49	EPA 8260B	
Dichlorodifluoromethane	ND	0.11	0.50	ug/L	1	07/21/2016	07/22/2016 12:49	EPA 8260B	
Diisopropyl Ether	ND	0.15	0.50	ug/L	1	07/21/2016	07/22/2016 12:49	EPA 8260B	
Ethylbenzene	ND	0.054	0.50	ug/L	1	07/21/2016	07/22/2016 12:49	EPA 8260B	
Hexachlorobutadiene	ND	0.13	2.0	ug/L	1	07/21/2016	07/22/2016 12:49	EPA 8260B	
Isopropylbenzene	ND	0.081	0.50	ug/L	1	07/21/2016	07/22/2016 12:49	EPA 8260B	
m,p-Xylene	ND	0.057	1.0	ug/L	1	07/21/2016	07/22/2016 12:49	EPA 8260B	
Methyl t-Butyl Ether	ND	0.14	0.50	ug/L	1	07/21/2016	07/22/2016 12:49	EPA 8260B	
Methylene chloride	ND	0.14	2.0	ug/L	1	07/21/2016	07/22/2016 12:49	EPA 8260B	
Naphthalene	0.15	0.088	5.0	ug/L	1	07/21/2016	07/22/2016 12:49	EPA 8260B	B, J
n-Butyl Benzene	ND	0.14	0.50	ug/L	1	07/21/2016	07/22/2016 12:49	EPA 8260B	
n-Hexane	ND	0.21	0.50	ug/L	1	07/21/2016	07/22/2016 12:49	EPA 8260B	
n-Propyl Benzene	ND	0.10	0.50	ug/L	1	07/21/2016	07/22/2016 12:49	EPA 8260B	
o-Xylene	ND	0.058	0.50	ug/L	1	07/21/2016	07/22/2016 12:49	EPA 8260B	
p-Isopropyltoluene	ND	0.085	0.50	ug/L	1	07/21/2016	07/22/2016 12:49	EPA 8260B	
sec-Butyl Benzene	ND	0.13	0.50	ug/L	1	07/21/2016	07/22/2016 12:49	EPA 8260B	
Styrene	0.12	0.065	0.50	ug/L	1	07/21/2016	07/22/2016 12:49	EPA 8260B	J
tert-Butylbenzene	ND	0.12	0.50	ug/L	1	07/21/2016	07/22/2016 12:49	EPA 8260B	
Tetrachloroethene	ND	0.081	0.50	ug/L	1	07/21/2016	07/22/2016 12:49	EPA 8260B	
Tetrahydrofuran	ND	1.2	10	ug/L	1	07/21/2016	07/22/2016 12:49	EPA 8260B	
Toluene	ND	0.053	0.50	ug/L	1	07/21/2016	07/22/2016 12:49	EPA 8260B	
trans-1,2-Dichloroethene	ND	0.11	0.50	ug/L	1	07/21/2016	07/22/2016 12:49	EPA 8260B	
trans-1,3-Dichloropropene	ND	0.096	0.50	ug/L	1	07/21/2016	07/22/2016 12:49	EPA 8260B	
Trichloroethene	ND	0.062	0.50	ug/L	1	07/21/2016	07/22/2016 12:49	EPA 8260B	
Trichlorofluoromethane	ND	0.13	0.50	ug/L	1	07/21/2016	07/22/2016 12:49	EPA 8260B	
Vinyl chloride	ND	0.16	0.50	ug/L	1	07/21/2016	07/22/2016 12:49	EPA 8260B	
Surrogate: Dibromofluoromethane			97.2 %	60-140		07/21/2016	07/22/2016 12:49	EPA 8260B	
Surrogate: Toluene-d8			92.3 %	60-140		07/21/2016	07/22/2016 12:49	EPA 8260B	
Surrogate: 4-Bromofluorobenzene			93.0 %	60-140		07/21/2016	07/22/2016 12:49	EPA 8260B	



2525 Advance Road
 Madison, WI 53718
 608.221.8700 Phone
 608.221.4889 Fax

TRC Environmental Corporation, Inc.
 708 Heartland Trail, Ste 3000
 Madison WI, 53717

Project: Madison Kipp Corp. Quarterly Sampling
 Project Number: 243950.000001
 Project Manager: Andrew Stehn

TRIP BLANK
A163008-20 (Water)

Date Sampled
07/20/2016 00:00

Analyte	Result	Limit of Detection	Limit of Quantitation	Units	Dilution	Prepared	Analyzed	Method	Qualifiers
---------	--------	--------------------	-----------------------	-------	----------	----------	----------	--------	------------

ECCS

Volatile Organic Compounds by Method 8260 - Purge and Trap

Preparation Batch: A607049

Analyte	Result	Limit of Detection	Limit of Quantitation	Units	Dilution	Prepared	Analyzed	Method	Qualifiers
1,1,1,2-Tetrachloroethane	ND	0.11	0.50	ug/L	1	07/21/2016	07/22/2016 19:54	EPA 8260B	
1,1,1-Trichloroethane	ND	0.10	0.50	ug/L	1	07/21/2016	07/22/2016 19:54	EPA 8260B	
1,1,2,2-Tetrachloroethane	ND	0.099	0.50	ug/L	1	07/21/2016	07/22/2016 19:54	EPA 8260B	
1,1,2-Trichloroethane	ND	0.10	0.50	ug/L	1	07/21/2016	07/22/2016 19:54	EPA 8260B	
1,1,2-Trichlorotrifluoroethane	ND	0.13	0.50	ug/L	1	07/21/2016	07/22/2016 19:54	EPA 8260B	
1,1-Dichloroethane	ND	0.12	0.50	ug/L	1	07/21/2016	07/22/2016 19:54	EPA 8260B	
1,1-Dichloroethene	ND	0.14	0.50	ug/L	1	07/21/2016	07/22/2016 19:54	EPA 8260B	
1,1-Dichloropropene	ND	0.11	0.50	ug/L	1	07/21/2016	07/22/2016 19:54	EPA 8260B	
1,2,3-Trichlorobenzene	ND	0.045	2.0	ug/L	1	07/21/2016	07/22/2016 19:54	EPA 8260B	
1,2,3-Trichloropropane	ND	0.15	1.0	ug/L	1	07/21/2016	07/22/2016 19:54	EPA 8260B	
1,2,4-Trichlorobenzene	ND	0.077	2.0	ug/L	1	07/21/2016	07/22/2016 19:54	EPA 8260B	
1,2,4-Trimethylbenzene	ND	0.060	0.50	ug/L	1	07/21/2016	07/22/2016 19:54	EPA 8260B	
1,2-Dibromo-3-chloropropane	ND	0.25	0.50	ug/L	1	07/21/2016	07/22/2016 19:54	EPA 8260B	
1,2-Dibromoethane (EDB)	ND	0.13	0.50	ug/L	1	07/21/2016	07/22/2016 19:54	EPA 8260B	
1,2-Dichlorobenzene	ND	0.076	0.50	ug/L	1	07/21/2016	07/22/2016 19:54	EPA 8260B	
1,2-Dichloroethane	ND	0.078	0.50	ug/L	1	07/21/2016	07/22/2016 19:54	EPA 8260B	
1,2-Dichloropropane	ND	0.10	0.50	ug/L	1	07/21/2016	07/22/2016 19:54	EPA 8260B	
1,3,5-Trimethylbenzene	ND	0.075	0.50	ug/L	1	07/21/2016	07/22/2016 19:54	EPA 8260B	
1,3-Dichlorobenzene	ND	0.096	0.50	ug/L	1	07/21/2016	07/22/2016 19:54	EPA 8260B	
1,3-Dichloropropane	ND	0.11	0.50	ug/L	1	07/21/2016	07/22/2016 19:54	EPA 8260B	
1,4-Dichlorobenzene	ND	0.070	0.50	ug/L	1	07/21/2016	07/22/2016 19:54	EPA 8260B	
2,2-Dichloropropane	ND	0.14	0.50	ug/L	1	07/21/2016	07/22/2016 19:54	EPA 8260B	
2-Butanone	ND	3.0	20	ug/L	1	07/21/2016	07/22/2016 19:54	EPA 8260B	
2-Chlorotoluene	ND	0.075	0.50	ug/L	1	07/21/2016	07/22/2016 19:54	EPA 8260B	
2-Hexanone	ND	0.95	20	ug/L	1	07/21/2016	07/22/2016 19:54	EPA 8260B	
4-Chlorotoluene	ND	0.073	0.50	ug/L	1	07/21/2016	07/22/2016 19:54	EPA 8260B	
4-Methyl-2-pentanone	ND	0.77	20	ug/L	1	07/21/2016	07/22/2016 19:54	EPA 8260B	
Acetone	ND	3.4	20	ug/L	1	07/21/2016	07/22/2016 19:54	EPA 8260B	
Benzene	ND	0.089	0.50	ug/L	1	07/21/2016	07/22/2016 19:54	EPA 8260B	
Bromobenzene	ND	0.084	0.50	ug/L	1	07/21/2016	07/22/2016 19:54	EPA 8260B	
Bromochloromethane	ND	0.31	0.50	ug/L	1	07/21/2016	07/22/2016 19:54	EPA 8260B	
Bromodichloromethane	ND	0.077	0.50	ug/L	1	07/21/2016	07/22/2016 19:54	EPA 8260B	
Bromoform	ND	0.088	0.50	ug/L	1	07/21/2016	07/22/2016 19:54	EPA 8260B	
Bromomethane	ND	0.59	5.0	ug/L	1	07/21/2016	07/22/2016 19:54	EPA 8260B	
Carbon disulfide	ND	0.053	0.50	ug/L	1	07/21/2016	07/22/2016 19:54	EPA 8260B	
Carbon tetrachloride	ND	0.038	0.50	ug/L	1	07/21/2016	07/22/2016 19:54	EPA 8260B	
Chlorobenzene	ND	0.073	0.50	ug/L	1	07/21/2016	07/22/2016 19:54	EPA 8260B	
Chloroethane	ND	0.25	5.0	ug/L	1	07/21/2016	07/22/2016 19:54	EPA 8260B	
Chloroform	ND	0.062	0.50	ug/L	1	07/21/2016	07/22/2016 19:54	EPA 8260B	
Chloromethane	0.16	0.16	2.0	ug/L	1	07/21/2016	07/22/2016 19:54	EPA 8260B	HC, J



2525 Advance Road
 Madison, WI 53718
 608.221.8700 Phone
 608.221.4889 Fax

TRC Environmental Corporation, Inc.
 708 Heartland Trail, Ste 3000
 Madison WI, 53717

Project: Madison Kipp Corp. Quarterly Sampling
 Project Number: 243950.000001
 Project Manager: Andrew Stehn

TRIP BLANK
A163008-20 (Water)

Date Sampled
 07/20/2016 00:00

Analyte	Result	Limit of Detection	Limit of Quantitation	Units	Dilution	Prepared	Analyzed	Method	Qualifiers
---------	--------	--------------------	-----------------------	-------	----------	----------	----------	--------	------------

ECCS

Volatile Organic Compounds by Method 8260 - Purge and Trap

Preparation Batch: A607049

cis-1,2-Dichloroethene	ND	0.11	0.50	ug/L	1	07/21/2016	07/22/2016 19:54	EPA 8260B	
cis-1,3-Dichloropropene	ND	0.061	0.50	ug/L	1	07/21/2016	07/22/2016 19:54	EPA 8260B	
Dibromochloromethane	ND	0.091	0.50	ug/L	1	07/21/2016	07/22/2016 19:54	EPA 8260B	
Dibromomethane	ND	0.14	0.50	ug/L	1	07/21/2016	07/22/2016 19:54	EPA 8260B	
Dichlorodifluoromethane	ND	0.11	0.50	ug/L	1	07/21/2016	07/22/2016 19:54	EPA 8260B	
Diisopropyl Ether	ND	0.15	0.50	ug/L	1	07/21/2016	07/22/2016 19:54	EPA 8260B	
Ethylbenzene	ND	0.054	0.50	ug/L	1	07/21/2016	07/22/2016 19:54	EPA 8260B	
Hexachlorobutadiene	ND	0.13	2.0	ug/L	1	07/21/2016	07/22/2016 19:54	EPA 8260B	
Isopropylbenzene	ND	0.081	0.50	ug/L	1	07/21/2016	07/22/2016 19:54	EPA 8260B	
m,p-Xylene	ND	0.057	1.0	ug/L	1	07/21/2016	07/22/2016 19:54	EPA 8260B	
Methyl t-Butyl Ether	ND	0.14	0.50	ug/L	1	07/21/2016	07/22/2016 19:54	EPA 8260B	
Methylene chloride	0.77	0.14	2.0	ug/L	1	07/21/2016	07/22/2016 19:54	EPA 8260B	B, HC, J
Naphthalene	ND	0.088	5.0	ug/L	1	07/21/2016	07/22/2016 19:54	EPA 8260B	
n-Butyl Benzene	ND	0.14	0.50	ug/L	1	07/21/2016	07/22/2016 19:54	EPA 8260B	
n-Hexane	ND	0.21	0.50	ug/L	1	07/21/2016	07/22/2016 19:54	EPA 8260B	
n-Propyl Benzene	ND	0.10	0.50	ug/L	1	07/21/2016	07/22/2016 19:54	EPA 8260B	
o-Xylene	ND	0.058	0.50	ug/L	1	07/21/2016	07/22/2016 19:54	EPA 8260B	
p-Isopropyltoluene	ND	0.085	0.50	ug/L	1	07/21/2016	07/22/2016 19:54	EPA 8260B	
sec-Butyl Benzene	ND	0.13	0.50	ug/L	1	07/21/2016	07/22/2016 19:54	EPA 8260B	
Styrene	ND	0.065	0.50	ug/L	1	07/21/2016	07/22/2016 19:54	EPA 8260B	
tert-Butylbenzene	ND	0.12	0.50	ug/L	1	07/21/2016	07/22/2016 19:54	EPA 8260B	
Tetrachloroethene	0.83	0.081	0.50	ug/L	1	07/21/2016	07/22/2016 19:54	EPA 8260B	
Tetrahydrofuran	ND	1.2	10	ug/L	1	07/21/2016	07/22/2016 19:54	EPA 8260B	
Toluene	ND	0.053	0.50	ug/L	1	07/21/2016	07/22/2016 19:54	EPA 8260B	
trans-1,2-Dichloroethene	ND	0.11	0.50	ug/L	1	07/21/2016	07/22/2016 19:54	EPA 8260B	
trans-1,3-Dichloropropene	ND	0.096	0.50	ug/L	1	07/21/2016	07/22/2016 19:54	EPA 8260B	LC
Trichloroethene	ND	0.062	0.50	ug/L	1	07/21/2016	07/22/2016 19:54	EPA 8260B	
Trichlorofluoromethane	ND	0.13	0.50	ug/L	1	07/21/2016	07/22/2016 19:54	EPA 8260B	
Vinyl chloride	ND	0.16	0.50	ug/L	1	07/21/2016	07/22/2016 19:54	EPA 8260B	
Surrogate: Dibromofluoromethane			102 %	60-140		07/21/2016	07/22/2016 19:54	EPA 8260B	
Surrogate: Toluene-d8			91.1 %	60-140		07/21/2016	07/22/2016 19:54	EPA 8260B	
Surrogate: 4-Bromofluorobenzene			90.2 %	60-140		07/21/2016	07/22/2016 19:54	EPA 8260B	



2525 Advance Road
 Madison, WI 53718
 608.221.8700 Phone
 608.221.4889 Fax

TRC Environmental Corporation, Inc.
 708 Heartland Trail, Ste 3000
 Madison WI, 53717

Project: Madison Kipp Corp. Quarterly Sampling
 Project Number: 243950.000001
 Project Manager: Andrew Stehn

Volatile Organic Compounds by Method 8260 - Purge and Trap - Quality Control
ECCS

Analyte	Result	Limit of Quantitation	Units	Spike Level	Source Result	%REC	%REC Limits	RPD	RPD Limit	Notes
---------	--------	-----------------------	-------	-------------	---------------	------	-------------	-----	-----------	-------

Batch A607049 - EPA 5030B

Blank (A607049-BLK1)

Prepared: 07/21/2016 Analyzed: 07/21/2016 20:02

1,1,1,2-Tetrachloroethane	ND	0.50	ug/L							
1,1,1-Trichloroethane	ND	0.50	ug/L							
1,1,2,2-Tetrachloroethane	ND	0.50	ug/L							
1,1,2-Trichloroethane	ND	0.50	ug/L							
1,1,2-Trichlorotrifluoroethane	ND	0.50	ug/L							
1,1-Dichloroethane	ND	0.50	ug/L							
1,1-Dichloroethene	ND	0.50	ug/L							
1,1-Dichloropropene	ND	0.50	ug/L							
1,2,3-Trichlorobenzene	0.21	2.0	ug/L							J
1,2,3-Trichloropropane	ND	1.0	ug/L							
1,2,4-Trichlorobenzene	0.18	2.0	ug/L							J
1,2,4-Trimethylbenzene	ND	0.50	ug/L							
1,2-Dibromo-3-chloropropane	ND	0.50	ug/L							
1,2-Dibromoethane (EDB)	ND	0.50	ug/L							
1,2-Dichlorobenzene	ND	0.50	ug/L							
1,2-Dichloroethane	ND	0.50	ug/L							
1,2-Dichloropropane	ND	0.50	ug/L							
1,3,5-Trimethylbenzene	ND	0.50	ug/L							
1,3-Dichlorobenzene	ND	0.50	ug/L							
1,3-Dichloropropane	ND	0.50	ug/L							
1,4-Dichlorobenzene	ND	0.50	ug/L							
2,2-Dichloropropane	ND	0.50	ug/L							
2-Butanone	ND	20	ug/L							
2-Chlorotoluene	ND	0.50	ug/L							
2-Hexanone	ND	20	ug/L							
4-Chlorotoluene	ND	0.50	ug/L							
4-Methyl-2-pentanone	ND	20	ug/L							
Acetone	ND	20	ug/L							
Benzene	ND	0.50	ug/L							
Bromobenzene	ND	0.50	ug/L							
Bromochloromethane	ND	0.50	ug/L							
Bromodichloromethane	ND	0.50	ug/L							
Bromoform	ND	0.50	ug/L							
Bromomethane	ND	5.0	ug/L							
Carbon disulfide	ND	0.50	ug/L							
Carbon tetrachloride	ND	0.50	ug/L							
Chlorobenzene	ND	0.50	ug/L							
Chloroethane	ND	5.0	ug/L							
Chloroform	ND	0.50	ug/L							
Chloromethane	ND	2.0	ug/L							
cis-1,2-Dichloroethene	ND	0.50	ug/L							
cis-1,3-Dichloropropene	ND	0.50	ug/L							
Dibromochloromethane	ND	0.50	ug/L							
Dibromomethane	ND	0.50	ug/L							



2525 Advance Road
 Madison, WI 53718
 608.221.8700 Phone
 608.221.4889 Fax

TRC Environmental Corporation, Inc.
 708 Heartland Trail, Ste 3000
 Madison WI, 53717

Project: Madison Kipp Corp. Quarterly Sampling
 Project Number: 243950.000001
 Project Manager: Andrew Stehn

Volatile Organic Compounds by Method 8260 - Purge and Trap - Quality Control

ECCS

Analyte	Result	Limit of Quantitation	Units	Spike Level	Source Result	%REC	%REC Limits	RPD	RPD Limit	Notes
---------	--------	-----------------------	-------	-------------	---------------	------	-------------	-----	-----------	-------

Batch A607049 - EPA 5030B

Blank (A607049-BLK1)

Prepared: 07/21/2016 Analyzed: 07/21/2016 20:02

Dichlorodifluoromethane	ND	0.50	ug/L							
Diisopropyl Ether	ND	0.50	ug/L							
Ethylbenzene	ND	0.50	ug/L							
Hexachlorobutadiene	ND	2.0	ug/L							
Isopropylbenzene	ND	0.50	ug/L							
m,p-Xylene	ND	1.0	ug/L							
Methyl t-Butyl Ether	ND	0.50	ug/L							
Methylene chloride	0.59	2.0	ug/L							J
Naphthalene	0.34	5.0	ug/L							J
n-Butyl Benzene	ND	0.50	ug/L							
n-Hexane	ND	0.50	ug/L							
n-Propyl Benzene	ND	0.50	ug/L							
o-Xylene	ND	0.50	ug/L							
p-Isopropyltoluene	ND	0.50	ug/L							
sec-Butyl Benzene	ND	0.50	ug/L							
Styrene	ND	0.50	ug/L							
tert-Butylbenzene	ND	0.50	ug/L							
Tetrachloroethene	ND	0.50	ug/L							
Tetrahydrofuran	ND	10	ug/L							
Toluene	ND	0.50	ug/L							
trans-1,2-Dichloroethene	ND	0.50	ug/L							
trans-1,3-Dichloropropene	ND	0.50	ug/L							
Trichloroethene	ND	0.50	ug/L							
Trichlorofluoromethane	ND	0.50	ug/L							
Vinyl chloride	ND	0.50	ug/L							
<i>Surrogate: Dibromofluoromethane</i>	9.77		ug/L	10.00		97.7	60-140			
<i>Surrogate: Toluene-d8</i>	9.09		ug/L	10.00		90.9	60-140			
<i>Surrogate: 4-Bromofluorobenzene</i>	8.84		ug/L	10.00		88.4	60-140			

LCS (A607049-BS1)

Prepared: 07/21/2016 Analyzed: 07/21/2016 20:31

1,1,1,2-Tetrachloroethane	5.09	0.50	ug/L	5.000		102	76.4-131			
1,1,1-Trichloroethane	5.27	0.50	ug/L	5.000		105	72.9-141			
1,1,2,2-Tetrachloroethane	4.46	0.50	ug/L	5.000		89.2	74.9-124			
1,1,2-Trichloroethane	4.73	0.50	ug/L	5.000		94.6	80.9-126			
1,1,2-Trichlorotrifluoroethane	5.49	0.50	ug/L	5.000		110	58-155			
1,1-Dichloroethane	5.30	0.50	ug/L	5.000		106	74-137			
1,1-Dichloroethene	5.45	0.50	ug/L	5.000		109	53.4-153			
1,1-Dichloropropene	5.13	0.50	ug/L	5.000		103	75.9-130			
1,2,3-Trichlorobenzene	4.13	2.0	ug/L	5.000		82.6	79.3-122			
1,2,3-Trichloropropane	4.53	1.0	ug/L	5.000		90.6	66.7-127			
1,2,4-Trichlorobenzene	4.26	2.0	ug/L	5.000		85.2	76.4-124			
1,2,4-Trimethylbenzene	4.97	0.50	ug/L	5.000		99.4	81.4-122			
1,2-Dibromo-3-chloropropane	3.96	0.50	ug/L	5.000		79.2	58.1-129			
1,2-Dibromoethane (EDB)	4.65	0.50	ug/L	5.000		93.0	75.6-126			
1,2-Dichlorobenzene	4.73	0.50	ug/L	5.000		94.6	88.5-116			

TRC Environmental Corporation, Inc.
708 Heartland Trail, Ste 3000
Madison WI, 53717

Project: Madison Kipp Corp. Quarterly Sampling
Project Number: 243950.000001
Project Manager: Andrew Stehn

Volatile Organic Compounds by Method 8260 - Purge and Trap - Quality Control

ECCS

Analyte	Result	Limit of Quantitation	Units	Spike Level	Source Result	%REC	%REC Limits	RPD	RPD Limit	Notes
---------	--------	-----------------------	-------	-------------	---------------	------	-------------	-----	-----------	-------

Batch A607049 - EPA 5030B

LCS (A607049-BS1)

Prepared: 07/21/2016 Analyzed: 07/21/2016 20:31

1,2-Dichloroethane	4.99	0.50	ug/L	5.000		99.8	66.7-147			
1,2-Dichloropropane	4.94	0.50	ug/L	5.000		98.8	83.7-117			
1,3,5-Trimethylbenzene	5.02	0.50	ug/L	5.000		100	83.5-120			
1,3-Dichlorobenzene	4.77	0.50	ug/L	5.000		95.4	89-116			
1,3-Dichloropropane	4.76	0.50	ug/L	5.000		95.2	80.4-121			
1,4-Dichlorobenzene	4.73	0.50	ug/L	5.000		94.6	86.7-116			
2,2-Dichloropropane	4.85	0.50	ug/L	5.000		97.0	67.9-135			
2-Butanone	40.3	20	ug/L	50.00		80.5	59.2-137			
2-Chlorotoluene	4.93	0.50	ug/L	5.000		98.6	82.4-123			
2-Hexanone	43.6	20	ug/L	50.00		87.2	59.4-135			
4-Chlorotoluene	4.98	0.50	ug/L	5.000		99.6	83.8-121			
4-Methyl-2-pentanone	45.8	20	ug/L	50.00		91.5	58.7-142			
Acetone	46.5	20	ug/L	50.00		93.0	37.9-167			
Benzene	5.05	0.50	ug/L	5.000		101	78.5-123			
Bromobenzene	4.78	0.50	ug/L	5.000		95.6	84.4-116			
Bromochloromethane	5.14	0.50	ug/L	5.000		103	81-126			
Bromodichloromethane	5.00	0.50	ug/L	5.000		100	73.7-134			
Bromoform	4.49	0.50	ug/L	5.000		89.8	60.5-138			
Bromomethane	6.54	5.0	ug/L	5.000		131	30.9-196			
Carbon disulfide	5.41	0.50	ug/L	5.000		108	55.2-145			
Carbon tetrachloride	4.99	0.50	ug/L	5.000		99.8	55.9-147			
Chlorobenzene	4.89	0.50	ug/L	5.000		97.8	90.4-114			
Chloroethane	6.39	5.0	ug/L	5.000		128	35.4-176			
Chloroform	5.27	0.50	ug/L	5.000		105	73.5-136			
Chloromethane	5.13	2.0	ug/L	5.000		103	40.6-154			
cis-1,2-Dichloroethene	5.01	0.50	ug/L	5.000		100	84.6-122			
cis-1,3-Dichloropropene	4.81	0.50	ug/L	5.000		96.2	78.3-119			
Dibromochloromethane	4.83	0.50	ug/L	5.000		96.6	72-132			
Dibromomethane	4.71	0.50	ug/L	5.000		94.2	75.5-131			
Dichlorodifluoromethane	5.26	0.50	ug/L	5.000		105	28.4-185			
Diisopropyl Ether	5.12	0.50	ug/L	5.000		102	73-126			
Ethylbenzene	5.11	0.50	ug/L	5.000		102	86.8-118			
Hexachlorobutadiene	4.52	2.0	ug/L	5.000		90.4	82.5-127			
Isopropylbenzene	5.16	0.50	ug/L	5.000		103	86.1-120			
m,p-Xylene	10.2	1.0	ug/L	10.00		102	86.9-120			
Methyl t-Butyl Ether	4.84	0.50	ug/L	5.000		96.8	66.1-131			
Methylene chloride	6.26	2.0	ug/L	5.000		125	73.2-131			
Naphthalene	3.62	5.0	ug/L	5.000		72.4	57.7-131			J
n-Butyl Benzene	4.93	0.50	ug/L	5.000		98.6	79.2-126			
n-Hexane	5.42	0.50	ug/L	5.000		108	53.6-148			
n-Propyl Benzene	5.11	0.50	ug/L	5.000		102	82.9-122			
o-Xylene	4.99	0.50	ug/L	5.000		99.8	82.8-119			
p-Isopropyltoluene	5.04	0.50	ug/L	5.000		101	81.9-122			
sec-Butyl Benzene	5.12	0.50	ug/L	5.000		102	83.1-121			
Styrene	4.88	0.50	ug/L	5.000		97.6	86.3-119			



2525 Advance Road
 Madison, WI 53718
 608.221.8700 Phone
 608.221.4889 Fax

TRC Environmental Corporation, Inc.
 708 Heartland Trail, Ste 3000
 Madison WI, 53717

Project: Madison Kipp Corp. Quarterly Sampling
 Project Number: 243950.000001
 Project Manager: Andrew Stehn

Volatile Organic Compounds by Method 8260 - Purge and Trap - Quality Control

ECCS

Analyte	Result	Limit of Quantitation	Units	Spike Level	Source Result	%REC	%REC Limits	RPD	RPD Limit	Notes
---------	--------	-----------------------	-------	-------------	---------------	------	-------------	-----	-----------	-------

Batch A607049 - EPA 5030B

LCS (A607049-BS1)

Prepared: 07/21/2016 Analyzed: 07/21/2016 20:31

tert-Butylbenzene	5.08	0.50	ug/L	5.000		102	80.4-122			
Tetrachloroethene	5.09	0.50	ug/L	5.000		102	87.2-121			
Tetrahydrofuran	23.4	10	ug/L	25.00		93.6	57.7-138			
Toluene	4.87	0.50	ug/L	5.000		97.4	82.2-121			
trans-1,2-Dichloroethene	5.32	0.50	ug/L	5.000		106	81.4-124			
trans-1,3-Dichloropropene	4.81	0.50	ug/L	5.000		96.2	74.5-123			
Trichloroethene	4.90	0.50	ug/L	5.000		98.0	85.7-121			
Trichlorofluoromethane	5.61	0.50	ug/L	5.000		112	45.7-170			
Vinyl chloride	5.40	0.50	ug/L	5.000		108	40.2-170			
<i>Surrogate: Dibromofluoromethane</i>	<i>5.15</i>		<i>ug/L</i>	<i>5.000</i>		<i>103</i>	<i>60-140</i>			
<i>Surrogate: Toluene-d8</i>	<i>4.96</i>		<i>ug/L</i>	<i>5.000</i>		<i>99.2</i>	<i>60-140</i>			
<i>Surrogate: 4-Bromofluorobenzene</i>	<i>4.92</i>		<i>ug/L</i>	<i>5.000</i>		<i>98.4</i>	<i>60-140</i>			

Matrix Spike (A607049-MS1)

Source: A163008-05

Prepared: 07/21/2016 Analyzed: 07/25/2016 14:16

1,1,1,2-Tetrachloroethane	5.31	0.50	ug/L	5.000	ND	106	79-130			
1,1,1-Trichloroethane	5.79	0.50	ug/L	5.000	ND	116	72.9-143			
1,1,2,2-Tetrachloroethane	4.88	0.50	ug/L	5.000	ND	97.6	71.2-130			
1,1,2-Trichloroethane	5.70	0.50	ug/L	5.000	ND	114	79.4-132			
1,1,2-Trichlorotrifluoroethane	5.84	0.50	ug/L	5.000	ND	117	48.9-171			
1,1-Dichloroethane	5.81	0.50	ug/L	5.000	ND	116	79.1-133			
1,1-Dichloroethene	5.66	0.50	ug/L	5.000	ND	113	54.9-154			
1,1-Dichloropropene	5.38	0.50	ug/L	5.000	ND	108	76.1-128			
1,2,3-Trichlorobenzene	4.37	2.0	ug/L	5.000	ND	87.4	73.3-124			
1,2,3-Trichloropropane	4.97	1.0	ug/L	5.000	ND	99.4	66.4-129			
1,2,4-Trichlorobenzene	4.35	2.0	ug/L	5.000	ND	87.0	71.4-125			
1,2,4-Trimethylbenzene	5.12	0.50	ug/L	5.000	ND	102	71.7-128			
1,2-Dibromo-3-chloropropane	4.25	0.50	ug/L	5.000	ND	85.0	52.4-136			
1,2-Dibromoethane (EDB)	4.94	0.50	ug/L	5.000	ND	98.8	73.4-131			
1,2-Dichlorobenzene	4.96	0.50	ug/L	5.000	ND	99.2	87.2-117			
1,2-Dichloroethane	5.75	0.50	ug/L	5.000	ND	115	69.3-145			
1,2-Dichloropropane	5.26	0.50	ug/L	5.000	ND	105	80.7-121			
1,3,5-Trimethylbenzene	5.08	0.50	ug/L	5.000	ND	102	74.3-126			
1,3-Dichlorobenzene	4.92	0.50	ug/L	5.000	ND	98.4	88.7-117			
1,3-Dichloropropane	5.03	0.50	ug/L	5.000	ND	101	84.9-119			
1,4-Dichlorobenzene	4.96	0.50	ug/L	5.000	ND	99.2	86.3-117			
2,2-Dichloropropane	6.32	0.50	ug/L	5.000	ND	126	70.5-133			
2-Butanone	53.6	20	ug/L	50.00	ND	107	54.8-140			
2-Chlorotoluene	5.25	0.50	ug/L	5.000	ND	105	81-123			
2-Hexanone	48.3	20	ug/L	50.00	ND	96.6	47.7-148			
4-Chlorotoluene	5.17	0.50	ug/L	5.000	ND	103	82.2-123			
4-Methyl-2-pentanone	51.3	20	ug/L	50.00	ND	103	52.2-148			
Acetone	31.9	20	ug/L	50.00	ND	63.8	11.1-197			
Benzene	5.42	0.50	ug/L	5.000	ND	108	77.2-124			
Bromobenzene	4.83	0.50	ug/L	5.000	ND	96.6	83.2-117			
Bromochloromethane	5.29	0.50	ug/L	5.000	ND	106	85.8-124			



2525 Advance Road
 Madison, WI 53718
 608.221.8700 Phone
 608.221.4889 Fax

TRC Environmental Corporation, Inc.
 708 Heartland Trail, Ste 3000
 Madison WI, 53717

Project: Madison Kipp Corp. Quarterly Sampling
 Project Number: 243950.000001
 Project Manager: Andrew Stehn

Volatile Organic Compounds by Method 8260 - Purge and Trap - Quality Control

ECCS

Analyte	Result	Limit of Quantitation	Units	Spike Level	Source Result	%REC	%REC Limits	RPD	RPD Limit	Notes
---------	--------	-----------------------	-------	-------------	---------------	------	-------------	-----	-----------	-------

Batch A607049 - EPA 5030B

Matrix Spike (A607049-MS1)	Source: A163008-05			Prepared: 07/21/2016		Analyzed: 07/25/2016 14:16				
Bromodichloromethane	5.40	0.50	ug/L	5.000	ND	108	79.5-128			
Bromoform	4.72	0.50	ug/L	5.000	ND	94.4	61.6-139			
Bromomethane	6.84	5.0	ug/L	5.000	ND	137	24.3-199			
Carbon disulfide	5.75	0.50	ug/L	5.000	ND	115	44.7-158			
Carbon tetrachloride	5.47	0.50	ug/L	5.000	ND	109	62.3-145			
Chlorobenzene	5.15	0.50	ug/L	5.000	ND	103	88.5-117			
Chloroethane	6.71	5.0	ug/L	5.000	ND	134	26.4-185			
Chloroform	5.87	0.50	ug/L	5.000	ND	117	75.4-135			
Chloromethane	5.38	2.0	ug/L	5.000	ND	108	26.7-168			
cis-1,2-Dichloroethene	9.82	0.50	ug/L	5.000	2.99	137	80.2-125			M1
cis-1,3-Dichloropropene	5.00	0.50	ug/L	5.000	ND	100	76.1-121			
Dibromochloromethane	5.12	0.50	ug/L	5.000	ND	102	77.8-127			
Dibromomethane	5.22	0.50	ug/L	5.000	ND	104	79.7-128			
Dichlorodifluoromethane	4.61	0.50	ug/L	5.000	ND	92.2	15.1-198			
Diisopropyl Ether	5.50	0.50	ug/L	5.000	ND	110	73.7-125			
Ethylbenzene	5.36	0.50	ug/L	5.000	ND	107	85.8-120			
Hexachlorobutadiene	4.77	2.0	ug/L	5.000	ND	95.4	80.4-128			
Isopropylbenzene	5.29	0.50	ug/L	5.000	ND	106	84.1-123			
m,p-Xylene	10.2	1.0	ug/L	10.00	ND	102	81.3-124			
Methyl t-Butyl Ether	5.41	0.50	ug/L	5.000	ND	108	63.2-134			
Methylene chloride	4.95	2.0	ug/L	5.000	ND	99.0	75.9-129			
Naphthalene	3.79	5.0	ug/L	5.000	0.110	73.6	47.9-135			J
n-Butyl Benzene	5.19	0.50	ug/L	5.000	ND	104	77.5-126			
n-Hexane	5.60	0.50	ug/L	5.000	ND	112	48.8-150			
n-Propyl Benzene	5.31	0.50	ug/L	5.000	ND	106	81.7-122			
o-Xylene	5.06	0.50	ug/L	5.000	ND	101	81.6-119			
p-Isopropyltoluene	5.19	0.50	ug/L	5.000	ND	104	78-124			
sec-Butyl Benzene	5.26	0.50	ug/L	5.000	ND	105	80.3-123			
Styrene	4.89	0.50	ug/L	5.000	ND	97.8	78.2-124			
tert-Butylbenzene	5.20	0.50	ug/L	5.000	ND	104	78.4-122			
Tetrachloroethene	21.1	0.50	ug/L	5.000	17.9	62.6	81.1-126			M1
Tetrahydrofuran	20.8	10	ug/L	25.00	ND	83.2	45.4-144			
Toluene	5.13	0.50	ug/L	5.000	ND	103	77.9-123			
trans-1,2-Dichloroethene	5.87	0.50	ug/L	5.000	0.130	115	81.4-124			
trans-1,3-Dichloropropene	5.03	0.50	ug/L	5.000	ND	101	75.2-123			
Trichloroethene	7.53	0.50	ug/L	5.000	2.43	102	77.5-125			
Trichlorofluoromethane	5.93	0.50	ug/L	5.000	ND	119	37.7-187			
Vinyl chloride	5.50	0.50	ug/L	5.000	ND	110	40.1-168			
<i>Surrogate: Dibromofluoromethane</i>	5.67		ug/L	5.000		113	60-140			
<i>Surrogate: Toluene-d8</i>	5.15		ug/L	5.000		103	60-140			
<i>Surrogate: 4-Bromofluorobenzene</i>	5.13		ug/L	5.000		103	60-140			



2525 Advance Road
 Madison, WI 53718
 608.221.8700 Phone
 608.221.4889 Fax

TRC Environmental Corporation, Inc.
 708 Heartland Trail, Ste 3000
 Madison WI, 53717

Project: Madison Kipp Corp. Quarterly Sampling
 Project Number: 243950.000001
 Project Manager: Andrew Stehn

Volatile Organic Compounds by Method 8260 - Purge and Trap - Quality Control

ECCS

Analyte	Result	Limit of Quantitation	Units	Spike Level	Source Result	%REC	%REC Limits	RPD	RPD Limit	Notes
---------	--------	-----------------------	-------	-------------	---------------	------	-------------	-----	-----------	-------

Batch A607049 - EPA 5030B

Matrix Spike Dup (A607049-MSD1)	Source: A163008-05	Prepared: 07/21/2016	Analyzed: 07/25/2016 10:51							
1,1,1,2-Tetrachloroethane	5.08	0.50	ug/L	5.000	ND	102	79-130	4.43	20	
1,1,1-Trichloroethane	5.35	0.50	ug/L	5.000	ND	107	72.9-143	7.90	20	
1,1,2,2-Tetrachloroethane	4.92	0.50	ug/L	5.000	ND	98.4	71.2-130	0.816	20	
1,1,2-Trichloroethane	5.61	0.50	ug/L	5.000	ND	112	79.4-132	1.59	20	
1,1,2-Trichlorotrifluoroethane	5.34	0.50	ug/L	5.000	ND	107	48.9-171	8.94	20	
1,1-Dichloroethane	5.38	0.50	ug/L	5.000	ND	108	79.1-133	7.69	20	
1,1-Dichloroethene	5.29	0.50	ug/L	5.000	ND	106	54.9-154	6.76	20	
1,1-Dichloropropene	5.11	0.50	ug/L	5.000	ND	102	76.1-128	5.15	20	
1,2,3-Trichlorobenzene	4.44	2.0	ug/L	5.000	ND	88.8	73.3-124	1.59	20	
1,2,3-Trichloropropane	4.95	1.0	ug/L	5.000	ND	99.0	66.4-129	0.403	20	
1,2,4-Trichlorobenzene	4.46	2.0	ug/L	5.000	ND	89.2	71.4-125	2.50	20	
1,2,4-Trimethylbenzene	5.11	0.50	ug/L	5.000	ND	102	71.7-128	0.196	20	
1,2-Dibromo-3-chloropropane	4.59	0.50	ug/L	5.000	ND	91.8	52.4-136	7.69	20	
1,2-Dibromoethane (EDB)	4.88	0.50	ug/L	5.000	ND	97.6	73.4-131	1.22	20	
1,2-Dichlorobenzene	4.83	0.50	ug/L	5.000	ND	96.6	87.2-117	2.66	20	
1,2-Dichloroethane	5.41	0.50	ug/L	5.000	ND	108	69.3-145	6.09	20	
1,2-Dichloropropane	5.08	0.50	ug/L	5.000	ND	102	80.7-121	3.48	20	
1,3,5-Trimethylbenzene	5.08	0.50	ug/L	5.000	ND	102	74.3-126	0.00	20	
1,3-Dichlorobenzene	4.84	0.50	ug/L	5.000	ND	96.8	88.7-117	1.64	20	
1,3-Dichloropropane	5.02	0.50	ug/L	5.000	ND	100	84.9-119	0.199	20	
1,4-Dichlorobenzene	4.83	0.50	ug/L	5.000	ND	96.6	86.3-117	2.66	20	
2,2-Dichloropropane	5.33	0.50	ug/L	5.000	ND	107	70.5-133	17.0	20	
2-Butanone	42.4	20	ug/L	50.00	ND	84.8	54.8-140	23.3	20	X
2-Chlorotoluene	5.00	0.50	ug/L	5.000	ND	100	81-123	4.88	20	
2-Hexanone	52.3	20	ug/L	50.00	ND	105	47.7-148	7.90	20	
4-Chlorotoluene	5.04	0.50	ug/L	5.000	ND	101	82.2-123	2.55	20	
4-Methyl-2-pentanone	54.8	20	ug/L	50.00	ND	110	52.2-148	6.45	20	
Acetone	31.9	20	ug/L	50.00	ND	63.8	11.1-197	0.0313	20	
Benzene	5.10	0.50	ug/L	5.000	ND	102	77.2-124	6.08	20	
Bromobenzene	4.71	0.50	ug/L	5.000	ND	94.2	83.2-117	2.52	20	
Bromochloromethane	5.39	0.50	ug/L	5.000	ND	108	85.8-124	1.87	20	
Bromodichloromethane	5.21	0.50	ug/L	5.000	ND	104	79.5-128	3.58	20	
Bromoform	4.86	0.50	ug/L	5.000	ND	97.2	61.6-139	2.92	20	
Bromomethane	6.17	5.0	ug/L	5.000	ND	123	24.3-199	10.3	20	
Carbon disulfide	5.25	0.50	ug/L	5.000	ND	105	44.7-158	9.09	20	
Carbon tetrachloride	5.10	0.50	ug/L	5.000	ND	102	62.3-145	7.00	20	
Chlorobenzene	4.96	0.50	ug/L	5.000	ND	99.2	88.5-117	3.76	20	
Chloroethane	5.79	5.0	ug/L	5.000	ND	116	26.4-185	14.7	20	
Chloroform	5.46	0.50	ug/L	5.000	ND	109	75.4-135	7.24	20	
Chloromethane	5.07	2.0	ug/L	5.000	ND	101	26.7-168	5.93	20	
cis-1,2-Dichloroethene	7.79	0.50	ug/L	5.000	2.99	96.0	80.2-125	34.9	20	X
cis-1,3-Dichloropropene	5.02	0.50	ug/L	5.000	ND	100	76.1-121	0.399	20	
Dibromochloromethane	5.06	0.50	ug/L	5.000	ND	101	77.8-127	1.18	20	
Dibromomethane	5.02	0.50	ug/L	5.000	ND	100	79.7-128	3.91	20	
Dichlorodifluoromethane	4.22	0.50	ug/L	5.000	ND	84.4	15.1-198	8.83	20	



2525 Advance Road
 Madison, WI 53718
 608.221.8700 Phone
 608.221.4889 Fax

TRC Environmental Corporation, Inc.
 708 Heartland Trail, Ste 3000
 Madison WI, 53717

Project: Madison Kipp Corp. Quarterly Sampling
 Project Number: 243950.000001
 Project Manager: Andrew Stehn

Volatile Organic Compounds by Method 8260 - Purge and Trap - Quality Control

ECCS

Analyte	Result	Limit of Quantitation	Units	Spike Level	Source Result	%REC	%REC Limits	RPD	RPD Limit	Notes
---------	--------	-----------------------	-------	-------------	---------------	------	-------------	-----	-----------	-------

Batch A607049 - EPA 5030B

Matrix Spike Dup (A607049-MSD1)	Source: A163008-05		Prepared: 07/21/2016 Analyzed: 07/25/2016 10:51							
Diisopropyl Ether	5.26	0.50	ug/L	5.000	ND	105	73.7-125	4.46	20	
Ethylbenzene	5.15	0.50	ug/L	5.000	ND	103	85.8-120	4.00	20	
Hexachlorobutadiene	4.72	2.0	ug/L	5.000	ND	94.4	80.4-128	1.05	20	
Isopropylbenzene	5.19	0.50	ug/L	5.000	ND	104	84.1-123	1.91	20	
m,p-Xylene	10.3	1.0	ug/L	10.00	ND	103	81.3-124	0.0976	20	
Methyl t-Butyl Ether	5.21	0.50	ug/L	5.000	ND	104	63.2-134	3.77	20	
Methylene chloride	4.56	2.0	ug/L	5.000	ND	91.2	75.9-129	8.20	20	
Naphthalene	4.08	5.0	ug/L	5.000	0.110	79.4	47.9-135	7.58	20	J
n-Butyl Benzene	5.20	0.50	ug/L	5.000	ND	104	77.5-126	0.192	20	
n-Hexane	5.15	0.50	ug/L	5.000	ND	103	48.8-150	8.37	20	
n-Propyl Benzene	5.18	0.50	ug/L	5.000	ND	104	81.7-122	2.48	20	
o-Xylene	5.02	0.50	ug/L	5.000	ND	100	81.6-119	0.794	20	
p-Isopropyltoluene	5.10	0.50	ug/L	5.000	ND	102	78-124	1.75	20	
sec-Butyl Benzene	5.11	0.50	ug/L	5.000	ND	102	80.3-123	2.89	20	
Styrene	5.07	0.50	ug/L	5.000	ND	101	78.2-124	3.61	20	
tert-Butylbenzene	4.94	0.50	ug/L	5.000	ND	98.8	78.4-122	5.13	20	
Tetrachloroethene	22.0	0.50	ug/L	5.000	17.9	81.8	81.1-126	26.6	20	X
Tetrahydrofuran	22.2	10	ug/L	25.00	ND	89.0	45.4-144	6.64	20	
Toluene	4.94	0.50	ug/L	5.000	ND	98.8	77.9-123	3.77	20	
trans-1,2-Dichloroethene	5.35	0.50	ug/L	5.000	0.130	104	81.4-124	9.49	20	
trans-1,3-Dichloropropene	5.01	0.50	ug/L	5.000	ND	100	75.2-123	0.398	20	
Trichloroethene	7.58	0.50	ug/L	5.000	2.43	103	77.5-125	0.976	20	
Trichlorofluoromethane	5.40	0.50	ug/L	5.000	ND	108	37.7-187	9.36	20	
Vinyl chloride	5.08	0.50	ug/L	5.000	ND	102	40.1-168	7.94	20	
<i>Surrogate: Dibromofluoromethane</i>	<i>5.40</i>		<i>ug/L</i>	<i>5.000</i>		<i>108</i>	<i>60-140</i>			
<i>Surrogate: Toluene-d8</i>	<i>4.99</i>		<i>ug/L</i>	<i>5.000</i>		<i>99.8</i>	<i>60-140</i>			
<i>Surrogate: 4-Bromofluorobenzene</i>	<i>5.15</i>		<i>ug/L</i>	<i>5.000</i>		<i>103</i>	<i>60-140</i>			

TRC Environmental Corporation, Inc.
708 Heartland Trail, Ste 3000
Madison WI, 53717

Project: Madison Kipp Corp. Quarterly Sampling
Project Number: 243950.000001
Project Manager: Andrew Stehn

Notes and Definitions

- X Precision for the matrix spike duplicate, laboratory control sample duplicate or lab duplicate was outside of control limits.
- M1 Spike recoveries were not evaluated because of elevated levels of the spiked analyte in the parent sample.
- LC Results may be biased low because of low continuing calibration verification (CCV).
- J Analyte was detected but is below the reporting limit. The concentration is estimated.
- HC Results may be biased high because of high continuing calibration verification (CCV).
- D Data reported from a dilution
- B Analyte is also detected in the associated method blank.
- ND Analyte NOT DETECTED at or above the reporting limit
- NR Not Reported
- dry Sample results reported on a dry weight basis. If the word 'dry' does not appear after the units, results are reported on an as-is basis.
- RPD Relative Percent Difference



Pace Analytical - ECCS Division
 2525 Advance Road
 Madison, WI 53718
 608-221-8700 (phone)
 608-221-4889 (fax)

CHAIN OF CUSTODY

No. 6085

Page: of:

Project Number: <u>243950.000001</u> PO Number:				Lab Work Order #: <u>A163008</u>				Report To: <u>Andy Stehn</u>																																																																																																																																																																						
Project Name: <u>Madison, Wisconsin Madison Kipp Corp Quarterly Sampling</u>				Preservation Codes				Company: <u>TAL Env. Corp</u>																																																																																																																																																																						
Project Location (City, State): <u>Madison, WI</u>				Analyses Requested				Address 1: <u>708 Heartland Tr. Suite 3600</u>																																																																																																																																																																						
Turn Around (check one): <input checked="" type="checkbox"/> Normal <input type="checkbox"/> Rush				Matrix Total # of Containers <u>VOC</u>				Address 2: <u>Madison, WI 53717</u>																																																																																																																																																																						
If Rush, Report Due Date:								E-mail Address: <u>astehne@trcsolutions.com</u>																																																																																																																																																																						
Sampled By (Print): <u>Wesley Braga/Tom Perkins</u>				<table border="1" style="width:100%; border-collapse: collapse;"> <thead> <tr> <th rowspan="2">Sample Description</th> <th colspan="2">Collection</th> <th rowspan="2">Matrix</th> <th rowspan="2">Total # of Containers</th> <th rowspan="2">VOC</th> <th rowspan="2"></th> <th rowspan="2"></th> <th rowspan="2"></th> <th rowspan="2"></th> <th rowspan="2"></th> <th rowspan="2"></th> <th rowspan="2">Comments</th> <th rowspan="2">Lab ID</th> <th rowspan="2">Lab Receipt Time</th> </tr> <tr> <th>Date</th> <th>Time</th> </tr> </thead> <tbody> <tr> <td>MP-14 Port 2</td> <td>7/18/16</td> <td>1245</td> <td>GW</td> <td>3</td> <td>X</td> <td></td> <td></td> <td></td> <td></td> <td></td> <td></td> <td></td> <td>01</td> <td></td> </tr> <tr> <td>MP-16 Port 2</td> <td>7/18/16</td> <td>1400</td> <td>GW</td> <td>3</td> <td>X</td> <td></td> <td></td> <td></td> <td></td> <td></td> <td></td> <td></td> <td>02</td> <td></td> </tr> <tr> <td>MW-2D</td> <td>7/19/16</td> <td>1639</td> <td>GW</td> <td>3</td> <td>X</td> <td></td> <td></td> <td></td> <td></td> <td></td> <td></td> <td></td> <td>03</td> <td></td> </tr> <tr> <td>MW-3D</td> <td>7/20/16</td> <td>1408</td> <td>GW</td> <td>3</td> <td>X</td> <td></td> <td></td> <td></td> <td></td> <td></td> <td></td> <td></td> <td>04</td> <td></td> </tr> <tr> <td>MW-3D2</td> <td>7/20/16</td> <td>1430</td> <td>GW</td> <td>9</td> <td>X</td> <td></td> <td></td> <td></td> <td></td> <td></td> <td>MS/MSD</td> <td></td> <td>05</td> <td></td> </tr> <tr> <td>MW-4D2</td> <td>7/19/16</td> <td>1705</td> <td>GW</td> <td>3</td> <td>X</td> <td></td> <td></td> <td></td> <td></td> <td></td> <td></td> <td></td> <td>06</td> <td></td> </tr> <tr> <td>MW-5D</td> <td>7/13/16</td> <td>1815</td> <td>GW</td> <td>3</td> <td>X</td> <td></td> <td></td> <td></td> <td></td> <td></td> <td></td> <td></td> <td>07</td> <td></td> </tr> <tr> <td>MW-5D2</td> <td>7/18/16</td> <td>1759</td> <td>GW</td> <td>2</td> <td>X</td> <td></td> <td></td> <td></td> <td></td> <td></td> <td></td> <td></td> <td>08</td> <td></td> </tr> <tr> <td>MW-5D3</td> <td>7/20/16</td> <td>1142</td> <td>GW</td> <td>3</td> <td>X</td> <td></td> <td></td> <td></td> <td></td> <td></td> <td></td> <td></td> <td>09</td> <td></td> </tr> <tr> <td>MW-6D</td> <td>7/18/16</td> <td>1326</td> <td>GW</td> <td>3</td> <td>X</td> <td></td> <td></td> <td></td> <td></td> <td></td> <td>time on containers 15:26</td> <td></td> <td>10</td> <td></td> </tr> </tbody> </table>				Sample Description	Collection		Matrix	Total # of Containers	VOC							Comments	Lab ID	Lab Receipt Time	Date	Time	MP-14 Port 2	7/18/16	1245	GW	3	X								01		MP-16 Port 2	7/18/16	1400	GW	3	X								02		MW-2D	7/19/16	1639	GW	3	X								03		MW-3D	7/20/16	1408	GW	3	X								04		MW-3D2	7/20/16	1430	GW	9	X						MS/MSD		05		MW-4D2	7/19/16	1705	GW	3	X								06		MW-5D	7/13/16	1815	GW	3	X								07		MW-5D2	7/18/16	1759	GW	2	X								08		MW-5D3	7/20/16	1142	GW	3	X								09		MW-6D	7/18/16	1326	GW	3	X						time on containers 15:26		10	
Sample Description	Collection		Matrix						Total # of Containers	VOC																			Comments	Lab ID	Lab Receipt Time																																																																																																																																															
	Date	Time																																																																																																																																																																												
MP-14 Port 2	7/18/16	1245	GW					3	X								01																																																																																																																																																													
MP-16 Port 2	7/18/16	1400	GW					3	X								02																																																																																																																																																													
MW-2D	7/19/16	1639	GW					3	X								03																																																																																																																																																													
MW-3D	7/20/16	1408	GW					3	X								04																																																																																																																																																													
MW-3D2	7/20/16	1430	GW					9	X						MS/MSD		05																																																																																																																																																													
MW-4D2	7/19/16	1705	GW					3	X								06																																																																																																																																																													
MW-5D	7/13/16	1815	GW					3	X								07																																																																																																																																																													
MW-5D2	7/18/16	1759	GW	2	X								08																																																																																																																																																																	
MW-5D3	7/20/16	1142	GW	3	X								09																																																																																																																																																																	
MW-6D	7/18/16	1326	GW	3	X						time on containers 15:26		10																																																																																																																																																																	
Preservation Codes A=None B=HCL C=H ₂ SO ₄ D=HNO ₃ E=EnCore F=Methanol G=NaOH O=Other (Indicate)		Other Comments:		Relinquished By: <u>Wesley Braga</u> Relinquished By:		Date: <u>7/20/16</u> Time: <u>1630</u> Date: Time:		Received By: <u>Jessica Enos</u> Received By:		Date: <u>07-20-16</u> Time: <u>1630</u> Date: Time:																																																																																																																																																																				
Matrix Codes A=Air S=Soil W=Water O=Other		Custody Seal: <input type="checkbox"/> NA <input checked="" type="checkbox"/> Intact <input type="checkbox"/> Not Intact		Shipped Via: <u>Walk-In</u>		Receipt Temp: <u>on ice</u>		Thermometer #/ Exp. Date:		Temp Blank: <input type="checkbox"/> Y <input type="checkbox"/> N																																																																																																																																																																				



Pace Analytical - ECCS Division
 2525 Advance Road
 Madison, WI 53718
 608-221-8700 (phone)
 608-221-4889 (fax)

CHAIN OF CUSTODY

No. **6084**

Page: of:

Project Number: 243950.000001 PO Number:		Lab Work Order #: A163008		Report To: Andy Stehn																					
Project Name: Madison Kipp Corp Quarterly Sampling		Preservation Codes		Company: TRC ENV.																					
Project Location (City, State): Madison, Wisconsin		Analyses Requested		Address 1: 708 Hartland Tr, Suite 3000																					
Turn Around (check one): <input checked="" type="checkbox"/> Normal <input type="checkbox"/> Rush		<table border="1" style="width:100%; border-collapse: collapse;"> <tr> <td style="width:10%;"></td> <td style="width:10%;"></td> <td style="width:10%;"></td> <td style="width:10%;"></td> <td style="width:10%;"></td> <td style="width:10%;"></td> <td style="width:10%;"></td> <td style="width:10%;"></td> <td style="width:10%;"></td> <td style="width:10%;"></td> </tr> <tr> <td style="writing-mode: vertical-rl; transform: rotate(180deg);">Matrix</td> <td style="writing-mode: vertical-rl; transform: rotate(180deg);">Total # of Containers</td> <td style="text-align:center;">VOG</td> <td></td><td></td><td></td><td></td><td></td><td></td><td></td> </tr> </table>												Matrix	Total # of Containers	VOG								Address 2: Madison, WI 53717	
Matrix	Total # of Containers			VOG																					
If Rush, Report Due Date:				E-mail Address: astehn@trcsolutions.com		Invoice To:																			
Sampled By (Print): Wesley Braga Tom Perkins				Company:																					
				Address 1:																					
				Address 2:																					
Sample Description	Collection Date Time		Matrix	Total # of Containers		Comments	Lab ID	Lab Receipt Time																	
MW-9DZ	7/19/16	1206	GW	3	X		11																		
MW-17	7/19/16	1439	GW	3	X		12																		
MW-22D	7/20/16	0952	GW	3	X		13																		
MW-23D	7/20/16	0903	GW	3	X		14																		
MW-25D2	7/19/16	1317	GW	3	X		15																		
MW-27D	7/19/16	0945	GW	3	X		16																		
DUP-01	7/19/16	-	GW	3	X		17																		
DUP-02	7/20/16	-	GW	3	X		18																		
FB-01	7/20/16	1215	W	3	X		19																		
Trip Blank	-	-	W	1	X		20																		
Preservation Codes A=None B=HCL C=H ₂ SO ₄ D=HNO ₃ E=EnCore F=Methanol G=NaOH O=Other (Indicate)		Other Comments: Relinquished By: <i>Wesley Braga</i> Relinquished By:		Date: 7/20/16	Time: 1630	Received By: <i>Jessica E...</i>	Date: 07-20-16	Time: 1630																	
Matrix Codes A=Air S=Soil W=Water O=Other		Custody Seal: <input type="checkbox"/> NA <input checked="" type="checkbox"/> Intact <input type="checkbox"/> Not Intact		Shipped Via: Walk In	Receipt Temp: on ice	Thermometer #/ Exp. Date:	Temp Blank: <input type="checkbox"/> Y <input type="checkbox"/> N																		



2525 Advance Road
Madison, WI 53718
608.221.8700 Phone
608.221.4889 Fax

October 28, 2016

Andrew Stehn
TRC Environmental Corporation, Inc.
708 Heartland Trail, Ste 3000
Madison, WI 53717
RE: Madison Kipp Corp. Quarterly Sampling

Enclosed are the analytical results for the samples received by the laboratory on 10/17/2016.

The results in this report apply to the samples analyzed in accordance with the chain of custody document. These results are in compliance with the 2009 NELAP Standards and the appropriate agencies listed below, unless otherwise noted in the case narrative. This analytical report should be reproduced in its entirety.

If you have any questions concerning this report, please feel free to contact me.

Sincerely,

Jessica Esser
Project Manager

Certification List

Expires

Certification List	Expires
DODELAP DOD ELAP Accreditation (A2LA)	3269.01 03/31/2018
ILEPA Illinois Secondary NELAP Accreditation	003174 04/30/2017
KDHE Kansas Secondary NELAP Accreditation	E-10384 04/30/2017
LELAP Louisiana Primary NELAP Accreditation	04165 06/30/2017
NJDEP New Jersey Secondary NELAP Accreditation	WI004 06/30/2017
ODEQ Oklahoma Department of Environmental Quality Accreditation	2016-083 08/31/2017
PADEP Pennsylvania Secondary NELAP Accreditation	68-02962 05/31/2017
TCEQ Texas Secondary NELAP Accreditation	T104704504-15-6 11/30/2016
WADOE Washington Secondary NELAP Accreditation	C1028 05/05/2017
WDNR Wisconsin Certification under NR 149	113289110 08/31/2017



2525 Advance Road
 Madison, WI 53718
 608.221.8700 Phone
 608.221.4889 Fax

TRC Environmental Corporation, Inc.
 708 Heartland Trail, Ste 3000
 Madison WI, 53717

Project: Madison Kipp Corp. Quarterly Sampling
 Project Number: 243950.000001
 Project Manager: Andrew Stehn

ANALYTICAL REPORT FOR SAMPLES

Sample ID	Laboratory ID	Matrix	Date Sampled	Date Received
MP-13 Port 1 163-167	A164301-01	Water	10/10/2016	10/17/2016
MP-13 Port 2 135-139	A164301-02	Water	10/10/2016	10/17/2016
MP-13 Port 3 121-125	A164301-03	Water	10/10/2016	10/17/2016
MP-13 Port 4 102-106	A164301-04	Water	10/10/2016	10/17/2016
MP-13 Port 5 81-85	A164301-05	Water	10/10/2016	10/17/2016
MP-13 Port 6 67-71	A164301-06	Water	10/10/2016	10/17/2016
MP-13 Port 7 44-48	A164301-07	Water	10/10/2016	10/17/2016
MP-14 Port 1 170-178	A164301-08	Water	10/11/2016	10/17/2016
MP-14 Port 2 135-140	A164301-09	Water	10/11/2016	10/17/2016
MP-14 Port 3 100-105	A164301-10	Water	10/11/2016	10/17/2016
MP-15 Port 1 177-187	A164301-11	Water	10/10/2016	10/17/2016
MP-15 Port 2 142-146	A164301-12	Water	10/10/2016	10/17/2016
MP-15 Port 3 120-125	A164301-13	Water	10/10/2016	10/17/2016
MP-15 Port 4 100-105	A164301-14	Water	10/10/2016	10/17/2016
MP-15 Port 5 88-92	A164301-15	Water	10/10/2016	10/17/2016
MP-16 Port 1 175-179	A164301-16	Water	10/11/2016	10/17/2016
MP-16 Port 2 140-144	A164301-17	Water	10/11/2016	10/17/2016
MP-16 Port 3 106-116	A164301-18	Water	10/11/2016	10/17/2016
MW-25D	A164301-19	Water	10/11/2016	10/17/2016
MW-25D2	A164301-20	Water	10/11/2016	10/17/2016
MW-27D	A164301-21	Water	10/11/2016	10/17/2016
MW-27D2	A164301-22	Water	10/11/2016	10/17/2016
MW-17	A164301-23	Water	10/12/2016	10/17/2016
MW-6D	A164301-24	Water	10/12/2016	10/17/2016
MW-6S	A164301-25	Water	10/12/2016	10/17/2016
MW-4D2	A164301-26	Water	10/12/2016	10/17/2016
MW-5D3	A164301-27	Water	10/12/2016	10/17/2016
MW-5D2	A164301-28	Water	10/12/2016	10/17/2016
MW-5D	A164301-29	Water	10/12/2016	10/17/2016
MW-5S	A164301-30	Water	10/12/2016	10/17/2016



2525 Advance Road
 Madison, WI 53718
 608.221.8700 Phone
 608.221.4889 Fax

TRC Environmental Corporation, Inc.
 708 Heartland Trail, Ste 3000
 Madison WI, 53717

Project: Madison Kipp Corp. Quarterly Sampling
 Project Number: 243950.000001
 Project Manager: Andrew Stehn

ANALYTICAL REPORT FOR SAMPLES

Sample ID	Laboratory ID	Matrix	Date Sampled	Date Received
MW-3S	A164301-31	Water	10/13/2016	10/17/2016
MW-3D	A164301-32	Water	10/13/2016	10/17/2016
MW-3D2	A164301-33	Water	10/13/2016	10/17/2016
MW-3D3	A164301-34	Water	10/13/2016	10/17/2016
MW-9D2	A164301-35	Water	10/13/2016	10/17/2016
MW-9D	A164301-36	Water	10/13/2016	10/17/2016
MW-1	A164301-37	Water	10/13/2016	10/17/2016
MW-2D	A164301-38	Water	10/13/2016	10/17/2016
MW-23S	A164301-39	Water	10/14/2016	10/17/2016
MW-23D	A164301-40	Water	10/14/2016	10/17/2016
MW-22S	A164301-41	Water	10/14/2016	10/17/2016
MW-22D	A164301-42	Water	10/14/2016	10/17/2016
DUP-01	A164301-43	Water	10/11/2016	10/17/2016
DUP-02	A164301-44	Water	10/12/2016	10/17/2016
DUP-03	A164301-45	Water	10/12/2016	10/17/2016
FB-01	A164301-46	Water	10/14/2016	10/17/2016
TB-1	A164301-47	Water	10/10/2016	10/17/2016
TB-2	A164301-48	Water	10/10/2016	10/17/2016
DUP-04	A164301-49	Water	10/13/2016	10/17/2016
DUP-05	A164301-50	Water	10/14/2016	10/17/2016



2525 Advance Road
Madison, WI 53718
608.221.8700 Phone
608.221.4889 Fax

TRC Environmental Corporation, Inc.
708 Heartland Trail, Ste 3000
Madison WI, 53717

Project: Madison Kipp Corp. Quarterly Sampling
Project Number: 243950.000001
Project Manager: Andrew Stehn

CASE NARRATIVE

Sample Receipt Information:

50 samples were received on 10/17/2016. Samples were hand delivered on ice. Samples were received in acceptable condition.

Samples A164301-15, A164301-17 and A164301-26 had discrepancies between the chain of custody (COC) and the containers. The correct information was confirmed with the client.

Please see the chain of custody (COC) document at the end of this report for additional information.

Laboratory Control Samples (LCS):

The LCS recovery indicates a potential high bias for acetone for samples A164301-41 through A164301-50. Samples were less than the reporting limit for this analyte so no further action is required.

Continuing Calibration Verification (CCV):

The LC footnote on samples A164301-21 through A164301-40 states that there was a low CCV recovery for bromomethane. The lower control limit is 70% and the lowest recovery was 51.2%.

CCV also indicates a potential high bias for multiple analytes for the VOCs by method 8260 analysis. Any detections for affected compounds are footnoted with an HC. The upper control limits are 120% and 130%, and the highest recovery was 138%. For the samples where results were less than the reporting limit no further action is required.



2525 Advance Road
 Madison, WI 53718
 608.221.8700 Phone
 608.221.4889 Fax

TRC Environmental Corporation, Inc.
 708 Heartland Trail, Ste 3000
 Madison WI, 53717

Project: Madison Kipp Corp. Quarterly Sampling
 Project Number: 243950.000001
 Project Manager: Andrew Stehn

MP-13 Port 1 163-167

Date Sampled

A164301-01 (Water)

10/10/2016 12:06

Analyte	Result	Limit of Detection	Limit of Quantitation	Units	Dilution	Prepared	Analyzed	Method	Qualifiers
---------	--------	--------------------	-----------------------	-------	----------	----------	----------	--------	------------

ECCS

Volatile Organic Compounds by Method 8260 - Purge and Trap

Preparation Batch:A610048

1,1,1,2-Tetrachloroethane	ND	0.22	1.0	ug/L	2	10/20/2016	10/20/2016 18:44	EPA 8260B	
1,1,1-Trichloroethane	ND	0.20	1.0	ug/L	2	10/20/2016	10/20/2016 18:44	EPA 8260B	
1,1,2,2-Tetrachloroethane	ND	0.20	1.0	ug/L	2	10/20/2016	10/20/2016 18:44	EPA 8260B	
1,1,2-Trichloroethane	ND	0.20	1.0	ug/L	2	10/20/2016	10/20/2016 18:44	EPA 8260B	
1,1,2-Trichlorotrifluoroethane	ND	0.26	1.0	ug/L	2	10/20/2016	10/20/2016 18:44	EPA 8260B	
1,1-Dichloroethane	ND	0.24	1.0	ug/L	2	10/20/2016	10/20/2016 18:44	EPA 8260B	
1,1-Dichloroethene	ND	0.28	1.0	ug/L	2	10/20/2016	10/20/2016 18:44	EPA 8260B	
1,1-Dichloropropene	ND	0.22	1.0	ug/L	2	10/20/2016	10/20/2016 18:44	EPA 8260B	
1,2,3-Trichlorobenzene	ND	0.090	4.0	ug/L	2	10/20/2016	10/20/2016 18:44	EPA 8260B	
1,2,3-Trichloropropane	ND	0.30	2.0	ug/L	2	10/20/2016	10/20/2016 18:44	EPA 8260B	
1,2,4-Trichlorobenzene	ND	0.15	4.0	ug/L	2	10/20/2016	10/20/2016 18:44	EPA 8260B	
1,2,4-Trimethylbenzene	ND	0.12	1.0	ug/L	2	10/20/2016	10/20/2016 18:44	EPA 8260B	
1,2-Dibromo-3-chloropropane	ND	0.50	1.0	ug/L	2	10/20/2016	10/20/2016 18:44	EPA 8260B	
1,2-Dibromoethane (EDB)	ND	0.26	1.0	ug/L	2	10/20/2016	10/20/2016 18:44	EPA 8260B	
1,2-Dichlorobenzene	ND	0.15	1.0	ug/L	2	10/20/2016	10/20/2016 18:44	EPA 8260B	
1,2-Dichloroethane	ND	0.16	1.0	ug/L	2	10/20/2016	10/20/2016 18:44	EPA 8260B	
1,2-Dichloropropane	ND	0.20	1.0	ug/L	2	10/20/2016	10/20/2016 18:44	EPA 8260B	
1,3,5-Trimethylbenzene	ND	0.15	1.0	ug/L	2	10/20/2016	10/20/2016 18:44	EPA 8260B	
1,3-Dichlorobenzene	ND	0.19	1.0	ug/L	2	10/20/2016	10/20/2016 18:44	EPA 8260B	
1,3-Dichloropropane	ND	0.22	1.0	ug/L	2	10/20/2016	10/20/2016 18:44	EPA 8260B	
1,4-Dichlorobenzene	ND	0.14	1.0	ug/L	2	10/20/2016	10/20/2016 18:44	EPA 8260B	
2,2-Dichloropropane	ND	0.28	1.0	ug/L	2	10/20/2016	10/20/2016 18:44	EPA 8260B	
2-Butanone	ND	6.0	40	ug/L	2	10/20/2016	10/20/2016 18:44	EPA 8260B	
2-Chlorotoluene	ND	0.15	1.0	ug/L	2	10/20/2016	10/20/2016 18:44	EPA 8260B	
2-Hexanone	ND	1.9	40	ug/L	2	10/20/2016	10/20/2016 18:44	EPA 8260B	
4-Chlorotoluene	ND	0.15	1.0	ug/L	2	10/20/2016	10/20/2016 18:44	EPA 8260B	
4-Methyl-2-pentanone	ND	1.5	40	ug/L	2	10/20/2016	10/20/2016 18:44	EPA 8260B	
Acetone	ND	6.8	40	ug/L	2	10/20/2016	10/20/2016 18:44	EPA 8260B	
Benzene	ND	0.18	1.0	ug/L	2	10/20/2016	10/20/2016 18:44	EPA 8260B	
Bromobenzene	ND	0.17	1.0	ug/L	2	10/20/2016	10/20/2016 18:44	EPA 8260B	
Bromochloromethane	ND	0.62	1.0	ug/L	2	10/20/2016	10/20/2016 18:44	EPA 8260B	
Bromodichloromethane	ND	0.15	1.0	ug/L	2	10/20/2016	10/20/2016 18:44	EPA 8260B	
Bromoform	ND	0.18	1.0	ug/L	2	10/20/2016	10/20/2016 18:44	EPA 8260B	
Bromomethane	ND	1.2	10	ug/L	2	10/20/2016	10/20/2016 18:44	EPA 8260B	
Carbon disulfide	ND	0.11	1.0	ug/L	2	10/20/2016	10/20/2016 18:44	EPA 8260B	
Carbon tetrachloride	ND	0.076	1.0	ug/L	2	10/20/2016	10/20/2016 18:44	EPA 8260B	
Chlorobenzene	ND	0.15	1.0	ug/L	2	10/20/2016	10/20/2016 18:44	EPA 8260B	
Chloroethane	ND	0.50	10	ug/L	2	10/20/2016	10/20/2016 18:44	EPA 8260B	
Chloroform	ND	0.12	1.0	ug/L	2	10/20/2016	10/20/2016 18:44	EPA 8260B	



2525 Advance Road
Madison, WI 53718
608.221.8700 Phone
608.221.4889 Fax

TRC Environmental Corporation, Inc.
708 Heartland Trail, Ste 3000
Madison WI, 53717

Project: Madison Kipp Corp. Quarterly Sampling
Project Number: 243950.000001
Project Manager: Andrew Stehn

MP-13 Port 1 163-167
A164301-01 (Water)

Date Sampled
10/10/2016 12:06

Analyte	Result	Limit of Detection	Limit of Quantitation	Units	Dilution	Prepared	Analyzed	Method	Qualifiers
---------	--------	--------------------	-----------------------	-------	----------	----------	----------	--------	------------

ECCS

Volatile Organic Compounds by Method 8260 - Purge and Trap

Preparation Batch:A610048

Chloromethane	0.76	0.32	4.0	ug/L	2	10/20/2016	10/20/2016 18:44	EPA 8260B	J, D
cis-1,2-Dichloroethene	3.8	0.22	1.0	ug/L	2	10/20/2016	10/20/2016 18:44	EPA 8260B	D
cis-1,3-Dichloropropene	ND	0.12	1.0	ug/L	2	10/20/2016	10/20/2016 18:44	EPA 8260B	
Dibromochloromethane	ND	0.18	1.0	ug/L	2	10/20/2016	10/20/2016 18:44	EPA 8260B	
Dibromomethane	ND	0.28	1.0	ug/L	2	10/20/2016	10/20/2016 18:44	EPA 8260B	
Dichlorodifluoromethane	ND	0.22	1.0	ug/L	2	10/20/2016	10/20/2016 18:44	EPA 8260B	
Diisopropyl Ether	ND	0.30	1.0	ug/L	2	10/20/2016	10/20/2016 18:44	EPA 8260B	
Ethylbenzene	ND	0.11	1.0	ug/L	2	10/20/2016	10/20/2016 18:44	EPA 8260B	
Hexachlorobutadiene	ND	0.26	4.0	ug/L	2	10/20/2016	10/20/2016 18:44	EPA 8260B	
Isopropylbenzene	ND	0.16	1.0	ug/L	2	10/20/2016	10/20/2016 18:44	EPA 8260B	
m,p-Xylene	ND	0.11	2.0	ug/L	2	10/20/2016	10/20/2016 18:44	EPA 8260B	
Methyl t-Butyl Ether	ND	0.28	1.0	ug/L	2	10/20/2016	10/20/2016 18:44	EPA 8260B	
Methylene chloride	ND	0.28	4.0	ug/L	2	10/20/2016	10/20/2016 18:44	EPA 8260B	
Naphthalene	ND	0.18	10	ug/L	2	10/20/2016	10/20/2016 18:44	EPA 8260B	
n-Butyl Benzene	ND	0.28	1.0	ug/L	2	10/20/2016	10/20/2016 18:44	EPA 8260B	
n-Hexane	ND	0.42	1.0	ug/L	2	10/20/2016	10/20/2016 18:44	EPA 8260B	
n-Propyl Benzene	ND	0.20	1.0	ug/L	2	10/20/2016	10/20/2016 18:44	EPA 8260B	
o-Xylene	ND	0.12	1.0	ug/L	2	10/20/2016	10/20/2016 18:44	EPA 8260B	
p-Isopropyltoluene	ND	0.17	1.0	ug/L	2	10/20/2016	10/20/2016 18:44	EPA 8260B	
sec-Butyl Benzene	ND	0.26	1.0	ug/L	2	10/20/2016	10/20/2016 18:44	EPA 8260B	
Styrene	ND	0.13	1.0	ug/L	2	10/20/2016	10/20/2016 18:44	EPA 8260B	
tert-Butylbenzene	ND	0.24	1.0	ug/L	2	10/20/2016	10/20/2016 18:44	EPA 8260B	
Tetrachloroethene	43	0.16	1.0	ug/L	2	10/20/2016	10/20/2016 18:44	EPA 8260B	D
Tetrahydrofuran	ND	2.4	20	ug/L	2	10/20/2016	10/20/2016 18:44	EPA 8260B	
Toluene	ND	0.11	1.0	ug/L	2	10/20/2016	10/20/2016 18:44	EPA 8260B	
trans-1,2-Dichloroethene	ND	0.22	1.0	ug/L	2	10/20/2016	10/20/2016 18:44	EPA 8260B	
trans-1,3-Dichloropropene	ND	0.19	1.0	ug/L	2	10/20/2016	10/20/2016 18:44	EPA 8260B	
Trichloroethene	4.8	0.12	1.0	ug/L	2	10/20/2016	10/20/2016 18:44	EPA 8260B	D
Trichlorofluoromethane	ND	0.26	1.0	ug/L	2	10/20/2016	10/20/2016 18:44	EPA 8260B	
Vinyl chloride	ND	0.32	1.0	ug/L	2	10/20/2016	10/20/2016 18:44	EPA 8260B	
Surrogate: Dibromofluoromethane			110 %	60-140		10/20/2016	10/20/2016 18:44	EPA 8260B	
Surrogate: Toluene-d8			98.1 %	60-140		10/20/2016	10/20/2016 18:44	EPA 8260B	
Surrogate: 4-Bromofluorobenzene			98.4 %	60-140		10/20/2016	10/20/2016 18:44	EPA 8260B	



2525 Advance Road
 Madison, WI 53718
 608.221.8700 Phone
 608.221.4889 Fax

TRC Environmental Corporation, Inc.
 708 Heartland Trail, Ste 3000
 Madison WI, 53717

Project: Madison Kipp Corp. Quarterly Sampling
 Project Number: 243950.000001
 Project Manager: Andrew Stehn

MP-13 Port 2 135-139
A164301-02 (Water)

Date Sampled
 10/10/2016 12:25

Analyte	Result	Limit of Detection	Limit of Quantitation	Units	Dilution	Prepared	Analyzed	Method	Qualifiers
---------	--------	--------------------	-----------------------	-------	----------	----------	----------	--------	------------

ECCS

Volatile Organic Compounds by Method 8260 - Purge and Trap

Preparation Batch:A610048

1,1,1,2-Tetrachloroethane	ND	11	50	ug/L	100	10/20/2016	10/20/2016 19:11	EPA 8260B	
1,1,1-Trichloroethane	ND	10	50	ug/L	100	10/20/2016	10/20/2016 19:11	EPA 8260B	
1,1,2,2-Tetrachloroethane	ND	9.9	50	ug/L	100	10/20/2016	10/20/2016 19:11	EPA 8260B	
1,1,2-Trichloroethane	ND	10	50	ug/L	100	10/20/2016	10/20/2016 19:11	EPA 8260B	
1,1,2-Trichlorotrifluoroethane	ND	13	50	ug/L	100	10/20/2016	10/20/2016 19:11	EPA 8260B	
1,1-Dichloroethane	ND	12	50	ug/L	100	10/20/2016	10/20/2016 19:11	EPA 8260B	
1,1-Dichloroethene	ND	14	50	ug/L	100	10/20/2016	10/20/2016 19:11	EPA 8260B	
1,1-Dichloropropene	ND	11	50	ug/L	100	10/20/2016	10/20/2016 19:11	EPA 8260B	
1,2,3-Trichlorobenzene	ND	4.5	200	ug/L	100	10/20/2016	10/20/2016 19:11	EPA 8260B	
1,2,3-Trichloropropane	ND	15	100	ug/L	100	10/20/2016	10/20/2016 19:11	EPA 8260B	
1,2,4-Trichlorobenzene	ND	7.7	200	ug/L	100	10/20/2016	10/20/2016 19:11	EPA 8260B	
1,2,4-Trimethylbenzene	ND	6.0	50	ug/L	100	10/20/2016	10/20/2016 19:11	EPA 8260B	
1,2-Dibromo-3-chloropropane	ND	25	50	ug/L	100	10/20/2016	10/20/2016 19:11	EPA 8260B	
1,2-Dibromoethane (EDB)	ND	13	50	ug/L	100	10/20/2016	10/20/2016 19:11	EPA 8260B	
1,2-Dichlorobenzene	ND	7.6	50	ug/L	100	10/20/2016	10/20/2016 19:11	EPA 8260B	
1,2-Dichloroethane	ND	7.8	50	ug/L	100	10/20/2016	10/20/2016 19:11	EPA 8260B	
1,2-Dichloropropane	ND	10	50	ug/L	100	10/20/2016	10/20/2016 19:11	EPA 8260B	
1,3,5-Trimethylbenzene	ND	7.5	50	ug/L	100	10/20/2016	10/20/2016 19:11	EPA 8260B	
1,3-Dichlorobenzene	ND	9.6	50	ug/L	100	10/20/2016	10/20/2016 19:11	EPA 8260B	
1,3-Dichloropropane	ND	11	50	ug/L	100	10/20/2016	10/20/2016 19:11	EPA 8260B	
1,4-Dichlorobenzene	ND	7.0	50	ug/L	100	10/20/2016	10/20/2016 19:11	EPA 8260B	
2,2-Dichloropropane	ND	14	50	ug/L	100	10/20/2016	10/20/2016 19:11	EPA 8260B	
2-Butanone	ND	300	2000	ug/L	100	10/20/2016	10/20/2016 19:11	EPA 8260B	
2-Chlorotoluene	ND	7.5	50	ug/L	100	10/20/2016	10/20/2016 19:11	EPA 8260B	
2-Hexanone	ND	95	2000	ug/L	100	10/20/2016	10/20/2016 19:11	EPA 8260B	
4-Chlorotoluene	ND	7.3	50	ug/L	100	10/20/2016	10/20/2016 19:11	EPA 8260B	
4-Methyl-2-pentanone	ND	77	2000	ug/L	100	10/20/2016	10/20/2016 19:11	EPA 8260B	
Acetone	ND	340	2000	ug/L	100	10/20/2016	10/20/2016 19:11	EPA 8260B	
Benzene	ND	8.9	50	ug/L	100	10/20/2016	10/20/2016 19:11	EPA 8260B	
Bromobenzene	ND	8.4	50	ug/L	100	10/20/2016	10/20/2016 19:11	EPA 8260B	
Bromochloromethane	ND	31	50	ug/L	100	10/20/2016	10/20/2016 19:11	EPA 8260B	
Bromodichloromethane	ND	7.7	50	ug/L	100	10/20/2016	10/20/2016 19:11	EPA 8260B	
Bromoform	ND	8.8	50	ug/L	100	10/20/2016	10/20/2016 19:11	EPA 8260B	
Bromomethane	ND	59	500	ug/L	100	10/20/2016	10/20/2016 19:11	EPA 8260B	
Carbon disulfide	ND	5.3	50	ug/L	100	10/20/2016	10/20/2016 19:11	EPA 8260B	
Carbon tetrachloride	ND	3.8	50	ug/L	100	10/20/2016	10/20/2016 19:11	EPA 8260B	
Chlorobenzene	ND	7.3	50	ug/L	100	10/20/2016	10/20/2016 19:11	EPA 8260B	
Chloroethane	ND	25	500	ug/L	100	10/20/2016	10/20/2016 19:11	EPA 8260B	
Chloroform	ND	6.2	50	ug/L	100	10/20/2016	10/20/2016 19:11	EPA 8260B	



2525 Advance Road
Madison, WI 53718
608.221.8700 Phone
608.221.4889 Fax

TRC Environmental Corporation, Inc.
708 Heartland Trail, Ste 3000
Madison WI, 53717

Project: Madison Kipp Corp. Quarterly Sampling
Project Number: 243950.000001
Project Manager: Andrew Stehn

MP-13 Port 2 135-139
A164301-02 (Water)

Date Sampled
10/10/2016 12:25

Analyte	Result	Limit of Detection	Limit of Quantitation	Units	Dilution	Prepared	Analyzed	Method	Qualifiers
---------	--------	--------------------	-----------------------	-------	----------	----------	----------	--------	------------

ECCS

Volatile Organic Compounds by Method 8260 - Purge and Trap

Preparation Batch:A610048

Chloromethane	46	16	200	ug/L	100	10/20/2016	10/20/2016 19:11	EPA 8260B	J, D
cis-1,2-Dichloroethene	87	11	50	ug/L	100	10/20/2016	10/20/2016 19:11	EPA 8260B	D
cis-1,3-Dichloropropene	ND	6.1	50	ug/L	100	10/20/2016	10/20/2016 19:11	EPA 8260B	
Dibromochloromethane	ND	9.1	50	ug/L	100	10/20/2016	10/20/2016 19:11	EPA 8260B	
Dibromomethane	ND	14	50	ug/L	100	10/20/2016	10/20/2016 19:11	EPA 8260B	
Dichlorodifluoromethane	ND	11	50	ug/L	100	10/20/2016	10/20/2016 19:11	EPA 8260B	
Diisopropyl Ether	ND	15	50	ug/L	100	10/20/2016	10/20/2016 19:11	EPA 8260B	
Ethylbenzene	ND	5.4	50	ug/L	100	10/20/2016	10/20/2016 19:11	EPA 8260B	
Hexachlorobutadiene	ND	13	200	ug/L	100	10/20/2016	10/20/2016 19:11	EPA 8260B	
Isopropylbenzene	ND	8.1	50	ug/L	100	10/20/2016	10/20/2016 19:11	EPA 8260B	
m,p-Xylene	ND	5.7	100	ug/L	100	10/20/2016	10/20/2016 19:11	EPA 8260B	
Methyl t-Butyl Ether	ND	14	50	ug/L	100	10/20/2016	10/20/2016 19:11	EPA 8260B	
Methylene chloride	ND	14	200	ug/L	100	10/20/2016	10/20/2016 19:11	EPA 8260B	
Naphthalene	ND	8.8	500	ug/L	100	10/20/2016	10/20/2016 19:11	EPA 8260B	
n-Butyl Benzene	ND	14	50	ug/L	100	10/20/2016	10/20/2016 19:11	EPA 8260B	
n-Hexane	ND	21	50	ug/L	100	10/20/2016	10/20/2016 19:11	EPA 8260B	
n-Propyl Benzene	ND	10	50	ug/L	100	10/20/2016	10/20/2016 19:11	EPA 8260B	
o-Xylene	ND	5.8	50	ug/L	100	10/20/2016	10/20/2016 19:11	EPA 8260B	
p-Isopropyltoluene	ND	8.5	50	ug/L	100	10/20/2016	10/20/2016 19:11	EPA 8260B	
sec-Butyl Benzene	ND	13	50	ug/L	100	10/20/2016	10/20/2016 19:11	EPA 8260B	
Styrene	ND	6.5	50	ug/L	100	10/20/2016	10/20/2016 19:11	EPA 8260B	
tert-Butylbenzene	ND	12	50	ug/L	100	10/20/2016	10/20/2016 19:11	EPA 8260B	
Tetrachloroethene	2000	8.1	50	ug/L	100	10/20/2016	10/20/2016 19:11	EPA 8260B	D
Tetrahydrofuran	ND	120	1000	ug/L	100	10/20/2016	10/20/2016 19:11	EPA 8260B	
Toluene	8.0	5.3	50	ug/L	100	10/20/2016	10/20/2016 19:11	EPA 8260B	J, D
trans-1,2-Dichloroethene	ND	11	50	ug/L	100	10/20/2016	10/20/2016 19:11	EPA 8260B	
trans-1,3-Dichloropropene	ND	9.6	50	ug/L	100	10/20/2016	10/20/2016 19:11	EPA 8260B	
Trichloroethene	100	6.2	50	ug/L	100	10/20/2016	10/20/2016 19:11	EPA 8260B	D
Trichlorofluoromethane	ND	13	50	ug/L	100	10/20/2016	10/20/2016 19:11	EPA 8260B	
Vinyl chloride	ND	16	50	ug/L	100	10/20/2016	10/20/2016 19:11	EPA 8260B	
Surrogate: Dibromofluoromethane			113 %	60-140		10/20/2016	10/20/2016 19:11	EPA 8260B	
Surrogate: Toluene-d8			96.9 %	60-140		10/20/2016	10/20/2016 19:11	EPA 8260B	
Surrogate: 4-Bromofluorobenzene			100 %	60-140		10/20/2016	10/20/2016 19:11	EPA 8260B	



2525 Advance Road
 Madison, WI 53718
 608.221.8700 Phone
 608.221.4889 Fax

TRC Environmental Corporation, Inc.
 708 Heartland Trail, Ste 3000
 Madison WI, 53717

Project: Madison Kipp Corp. Quarterly Sampling
 Project Number: 243950.000001
 Project Manager: Andrew Stehn

MP-13 Port 3 121-125
A164301-03 (Water)

Date Sampled
 10/10/2016 12:50

Analyte	Result	Limit of Detection	Limit of Quantitation	Units	Dilution	Prepared	Analyzed	Method	Qualifiers
---------	--------	--------------------	-----------------------	-------	----------	----------	----------	--------	------------

ECCS

Volatile Organic Compounds by Method 8260 - Purge and Trap

Preparation Batch:A610048

1,1,1,2-Tetrachloroethane	ND	11	50	ug/L	100	10/20/2016	10/20/2016 19:38	EPA 8260B	
1,1,1-Trichloroethane	ND	10	50	ug/L	100	10/20/2016	10/20/2016 19:38	EPA 8260B	
1,1,2,2-Tetrachloroethane	ND	9.9	50	ug/L	100	10/20/2016	10/20/2016 19:38	EPA 8260B	
1,1,2-Trichloroethane	ND	10	50	ug/L	100	10/20/2016	10/20/2016 19:38	EPA 8260B	
1,1,2-Trichlorotrifluoroethane	ND	13	50	ug/L	100	10/20/2016	10/20/2016 19:38	EPA 8260B	
1,1-Dichloroethane	ND	12	50	ug/L	100	10/20/2016	10/20/2016 19:38	EPA 8260B	
1,1-Dichloroethene	ND	14	50	ug/L	100	10/20/2016	10/20/2016 19:38	EPA 8260B	
1,1-Dichloropropene	ND	11	50	ug/L	100	10/20/2016	10/20/2016 19:38	EPA 8260B	
1,2,3-Trichlorobenzene	ND	4.5	200	ug/L	100	10/20/2016	10/20/2016 19:38	EPA 8260B	
1,2,3-Trichloropropane	ND	15	100	ug/L	100	10/20/2016	10/20/2016 19:38	EPA 8260B	
1,2,4-Trichlorobenzene	ND	7.7	200	ug/L	100	10/20/2016	10/20/2016 19:38	EPA 8260B	
1,2,4-Trimethylbenzene	ND	6.0	50	ug/L	100	10/20/2016	10/20/2016 19:38	EPA 8260B	
1,2-Dibromo-3-chloropropane	ND	25	50	ug/L	100	10/20/2016	10/20/2016 19:38	EPA 8260B	
1,2-Dibromoethane (EDB)	ND	13	50	ug/L	100	10/20/2016	10/20/2016 19:38	EPA 8260B	
1,2-Dichlorobenzene	ND	7.6	50	ug/L	100	10/20/2016	10/20/2016 19:38	EPA 8260B	
1,2-Dichloroethane	ND	7.8	50	ug/L	100	10/20/2016	10/20/2016 19:38	EPA 8260B	
1,2-Dichloropropane	ND	10	50	ug/L	100	10/20/2016	10/20/2016 19:38	EPA 8260B	
1,3,5-Trimethylbenzene	ND	7.5	50	ug/L	100	10/20/2016	10/20/2016 19:38	EPA 8260B	
1,3-Dichlorobenzene	ND	9.6	50	ug/L	100	10/20/2016	10/20/2016 19:38	EPA 8260B	
1,3-Dichloropropane	ND	11	50	ug/L	100	10/20/2016	10/20/2016 19:38	EPA 8260B	
1,4-Dichlorobenzene	ND	7.0	50	ug/L	100	10/20/2016	10/20/2016 19:38	EPA 8260B	
2,2-Dichloropropane	ND	14	50	ug/L	100	10/20/2016	10/20/2016 19:38	EPA 8260B	
2-Butanone	ND	300	2000	ug/L	100	10/20/2016	10/20/2016 19:38	EPA 8260B	
2-Chlorotoluene	ND	7.5	50	ug/L	100	10/20/2016	10/20/2016 19:38	EPA 8260B	
2-Hexanone	ND	95	2000	ug/L	100	10/20/2016	10/20/2016 19:38	EPA 8260B	
4-Chlorotoluene	ND	7.3	50	ug/L	100	10/20/2016	10/20/2016 19:38	EPA 8260B	
4-Methyl-2-pentanone	ND	77	2000	ug/L	100	10/20/2016	10/20/2016 19:38	EPA 8260B	
Acetone	ND	340	2000	ug/L	100	10/20/2016	10/20/2016 19:38	EPA 8260B	
Benzene	ND	8.9	50	ug/L	100	10/20/2016	10/20/2016 19:38	EPA 8260B	
Bromobenzene	ND	8.4	50	ug/L	100	10/20/2016	10/20/2016 19:38	EPA 8260B	
Bromochloromethane	ND	31	50	ug/L	100	10/20/2016	10/20/2016 19:38	EPA 8260B	
Bromodichloromethane	ND	7.7	50	ug/L	100	10/20/2016	10/20/2016 19:38	EPA 8260B	
Bromoform	ND	8.8	50	ug/L	100	10/20/2016	10/20/2016 19:38	EPA 8260B	
Bromomethane	ND	59	500	ug/L	100	10/20/2016	10/20/2016 19:38	EPA 8260B	
Carbon disulfide	ND	5.3	50	ug/L	100	10/20/2016	10/20/2016 19:38	EPA 8260B	
Carbon tetrachloride	ND	3.8	50	ug/L	100	10/20/2016	10/20/2016 19:38	EPA 8260B	
Chlorobenzene	ND	7.3	50	ug/L	100	10/20/2016	10/20/2016 19:38	EPA 8260B	
Chloroethane	ND	25	500	ug/L	100	10/20/2016	10/20/2016 19:38	EPA 8260B	
Chloroform	ND	6.2	50	ug/L	100	10/20/2016	10/20/2016 19:38	EPA 8260B	



2525 Advance Road
 Madison, WI 53718
 608.221.8700 Phone
 608.221.4889 Fax

TRC Environmental Corporation, Inc.
 708 Heartland Trail, Ste 3000
 Madison WI, 53717

Project: Madison Kipp Corp. Quarterly Sampling
 Project Number: 243950.000001
 Project Manager: Andrew Stehn

MP-13 Port 3 121-125
A164301-03 (Water)

Date Sampled
 10/10/2016 12:50

Analyte	Result	Limit of Detection	Limit of Quantitation	Units	Dilution	Prepared	Analyzed	Method	Qualifiers
---------	--------	--------------------	-----------------------	-------	----------	----------	----------	--------	------------

ECCS

Volatile Organic Compounds by Method 8260 - Purge and Trap

Preparation Batch:A610048

Chloromethane	49	16	200	ug/L	100	10/20/2016	10/20/2016 19:38	EPA 8260B	J, D
cis-1,2-Dichloroethene	200	11	50	ug/L	100	10/20/2016	10/20/2016 19:38	EPA 8260B	D
cis-1,3-Dichloropropene	ND	6.1	50	ug/L	100	10/20/2016	10/20/2016 19:38	EPA 8260B	
Dibromochloromethane	ND	9.1	50	ug/L	100	10/20/2016	10/20/2016 19:38	EPA 8260B	
Dibromomethane	ND	14	50	ug/L	100	10/20/2016	10/20/2016 19:38	EPA 8260B	
Dichlorodifluoromethane	ND	11	50	ug/L	100	10/20/2016	10/20/2016 19:38	EPA 8260B	
Diisopropyl Ether	ND	15	50	ug/L	100	10/20/2016	10/20/2016 19:38	EPA 8260B	
Ethylbenzene	ND	5.4	50	ug/L	100	10/20/2016	10/20/2016 19:38	EPA 8260B	
Hexachlorobutadiene	ND	13	200	ug/L	100	10/20/2016	10/20/2016 19:38	EPA 8260B	
Isopropylbenzene	ND	8.1	50	ug/L	100	10/20/2016	10/20/2016 19:38	EPA 8260B	
m,p-Xylene	ND	5.7	100	ug/L	100	10/20/2016	10/20/2016 19:38	EPA 8260B	
Methyl t-Butyl Ether	ND	14	50	ug/L	100	10/20/2016	10/20/2016 19:38	EPA 8260B	
Methylene chloride	ND	14	200	ug/L	100	10/20/2016	10/20/2016 19:38	EPA 8260B	
Naphthalene	ND	8.8	500	ug/L	100	10/20/2016	10/20/2016 19:38	EPA 8260B	
n-Butyl Benzene	ND	14	50	ug/L	100	10/20/2016	10/20/2016 19:38	EPA 8260B	
n-Hexane	ND	21	50	ug/L	100	10/20/2016	10/20/2016 19:38	EPA 8260B	
n-Propyl Benzene	ND	10	50	ug/L	100	10/20/2016	10/20/2016 19:38	EPA 8260B	
o-Xylene	ND	5.8	50	ug/L	100	10/20/2016	10/20/2016 19:38	EPA 8260B	
p-Isopropyltoluene	ND	8.5	50	ug/L	100	10/20/2016	10/20/2016 19:38	EPA 8260B	
sec-Butyl Benzene	ND	13	50	ug/L	100	10/20/2016	10/20/2016 19:38	EPA 8260B	
Styrene	ND	6.5	50	ug/L	100	10/20/2016	10/20/2016 19:38	EPA 8260B	
tert-Butylbenzene	ND	12	50	ug/L	100	10/20/2016	10/20/2016 19:38	EPA 8260B	
Tetrachloroethene	3100	8.1	50	ug/L	100	10/20/2016	10/20/2016 19:38	EPA 8260B	D
Tetrahydrofuran	ND	120	1000	ug/L	100	10/20/2016	10/20/2016 19:38	EPA 8260B	
Toluene	9.0	5.3	50	ug/L	100	10/20/2016	10/20/2016 19:38	EPA 8260B	J, D
trans-1,2-Dichloroethene	ND	11	50	ug/L	100	10/20/2016	10/20/2016 19:38	EPA 8260B	
trans-1,3-Dichloropropene	ND	9.6	50	ug/L	100	10/20/2016	10/20/2016 19:38	EPA 8260B	
Trichloroethene	450	6.2	50	ug/L	100	10/20/2016	10/20/2016 19:38	EPA 8260B	D
Trichlorofluoromethane	ND	13	50	ug/L	100	10/20/2016	10/20/2016 19:38	EPA 8260B	
Vinyl chloride	ND	16	50	ug/L	100	10/20/2016	10/20/2016 19:38	EPA 8260B	
Surrogate: Dibromofluoromethane			109 %	60-140		10/20/2016	10/20/2016 19:38	EPA 8260B	
Surrogate: Toluene-d8			95.9 %	60-140		10/20/2016	10/20/2016 19:38	EPA 8260B	
Surrogate: 4-Bromofluorobenzene			96.0 %	60-140		10/20/2016	10/20/2016 19:38	EPA 8260B	



2525 Advance Road
 Madison, WI 53718
 608.221.8700 Phone
 608.221.4889 Fax

TRC Environmental Corporation, Inc.
 708 Heartland Trail, Ste 3000
 Madison WI, 53717

Project: Madison Kipp Corp. Quarterly Sampling
 Project Number: 243950.000001
 Project Manager: Andrew Stehn

MP-13 Port 4 102-106
A164301-04 (Water)

Date Sampled
 10/10/2016 13:15

Analyte	Result	Limit of Detection	Limit of Quantitation	Units	Dilution	Prepared	Analyzed	Method	Qualifiers
---------	--------	--------------------	-----------------------	-------	----------	----------	----------	--------	------------

ECCS

Volatile Organic Compounds by Method 8260 - Purge and Trap

Preparation Batch:A610048

1,1,1,2-Tetrachloroethane	ND	2.2	10	ug/L	20	10/20/2016	10/20/2016 20:06	EPA 8260B	
1,1,1-Trichloroethane	ND	2.0	10	ug/L	20	10/20/2016	10/20/2016 20:06	EPA 8260B	
1,1,2,2-Tetrachloroethane	ND	2.0	10	ug/L	20	10/20/2016	10/20/2016 20:06	EPA 8260B	
1,1,2-Trichloroethane	ND	2.0	10	ug/L	20	10/20/2016	10/20/2016 20:06	EPA 8260B	
1,1,2-Trichlorotrifluoroethane	ND	2.6	10	ug/L	20	10/20/2016	10/20/2016 20:06	EPA 8260B	
1,1-Dichloroethane	ND	2.4	10	ug/L	20	10/20/2016	10/20/2016 20:06	EPA 8260B	
1,1-Dichloroethene	ND	2.8	10	ug/L	20	10/20/2016	10/20/2016 20:06	EPA 8260B	
1,1-Dichloropropene	ND	2.2	10	ug/L	20	10/20/2016	10/20/2016 20:06	EPA 8260B	
1,2,3-Trichlorobenzene	ND	0.90	40	ug/L	20	10/20/2016	10/20/2016 20:06	EPA 8260B	
1,2,3-Trichloropropane	ND	3.0	20	ug/L	20	10/20/2016	10/20/2016 20:06	EPA 8260B	
1,2,4-Trichlorobenzene	ND	1.5	40	ug/L	20	10/20/2016	10/20/2016 20:06	EPA 8260B	
1,2,4-Trimethylbenzene	ND	1.2	10	ug/L	20	10/20/2016	10/20/2016 20:06	EPA 8260B	
1,2-Dibromo-3-chloropropane	ND	5.0	10	ug/L	20	10/20/2016	10/20/2016 20:06	EPA 8260B	
1,2-Dibromoethane (EDB)	ND	2.6	10	ug/L	20	10/20/2016	10/20/2016 20:06	EPA 8260B	
1,2-Dichlorobenzene	ND	1.5	10	ug/L	20	10/20/2016	10/20/2016 20:06	EPA 8260B	
1,2-Dichloroethane	ND	1.6	10	ug/L	20	10/20/2016	10/20/2016 20:06	EPA 8260B	
1,2-Dichloropropane	ND	2.0	10	ug/L	20	10/20/2016	10/20/2016 20:06	EPA 8260B	
1,3,5-Trimethylbenzene	ND	1.5	10	ug/L	20	10/20/2016	10/20/2016 20:06	EPA 8260B	
1,3-Dichlorobenzene	ND	1.9	10	ug/L	20	10/20/2016	10/20/2016 20:06	EPA 8260B	
1,3-Dichloropropane	ND	2.2	10	ug/L	20	10/20/2016	10/20/2016 20:06	EPA 8260B	
1,4-Dichlorobenzene	ND	1.4	10	ug/L	20	10/20/2016	10/20/2016 20:06	EPA 8260B	
2,2-Dichloropropane	ND	2.8	10	ug/L	20	10/20/2016	10/20/2016 20:06	EPA 8260B	
2-Butanone	ND	60	400	ug/L	20	10/20/2016	10/20/2016 20:06	EPA 8260B	
2-Chlorotoluene	ND	1.5	10	ug/L	20	10/20/2016	10/20/2016 20:06	EPA 8260B	
2-Hexanone	ND	19	400	ug/L	20	10/20/2016	10/20/2016 20:06	EPA 8260B	
4-Chlorotoluene	ND	1.5	10	ug/L	20	10/20/2016	10/20/2016 20:06	EPA 8260B	
4-Methyl-2-pentanone	ND	15	400	ug/L	20	10/20/2016	10/20/2016 20:06	EPA 8260B	
Acetone	ND	68	400	ug/L	20	10/20/2016	10/20/2016 20:06	EPA 8260B	
Benzene	ND	1.8	10	ug/L	20	10/20/2016	10/20/2016 20:06	EPA 8260B	
Bromobenzene	ND	1.7	10	ug/L	20	10/20/2016	10/20/2016 20:06	EPA 8260B	
Bromochloromethane	ND	6.2	10	ug/L	20	10/20/2016	10/20/2016 20:06	EPA 8260B	
Bromodichloromethane	ND	1.5	10	ug/L	20	10/20/2016	10/20/2016 20:06	EPA 8260B	
Bromoform	ND	1.8	10	ug/L	20	10/20/2016	10/20/2016 20:06	EPA 8260B	
Bromomethane	ND	12	100	ug/L	20	10/20/2016	10/20/2016 20:06	EPA 8260B	
Carbon disulfide	ND	1.1	10	ug/L	20	10/20/2016	10/20/2016 20:06	EPA 8260B	
Carbon tetrachloride	ND	0.76	10	ug/L	20	10/20/2016	10/20/2016 20:06	EPA 8260B	
Chlorobenzene	ND	1.5	10	ug/L	20	10/20/2016	10/20/2016 20:06	EPA 8260B	
Chloroethane	ND	5.0	100	ug/L	20	10/20/2016	10/20/2016 20:06	EPA 8260B	
Chloroform	ND	1.2	10	ug/L	20	10/20/2016	10/20/2016 20:06	EPA 8260B	



2525 Advance Road
Madison, WI 53718
608.221.8700 Phone
608.221.4889 Fax

TRC Environmental Corporation, Inc.
708 Heartland Trail, Ste 3000
Madison WI, 53717

Project: Madison Kipp Corp. Quarterly Sampling
Project Number: 243950.000001
Project Manager: Andrew Stehn

MP-13 Port 4 102-106
A164301-04 (Water)

Date Sampled
10/10/2016 13:15

Analyte	Result	Limit of Detection	Limit of Quantitation	Units	Dilution	Prepared	Analyzed	Method	Qualifiers
---------	--------	--------------------	-----------------------	-------	----------	----------	----------	--------	------------

ECCS

Volatile Organic Compounds by Method 8260 - Purge and Trap

Preparation Batch:A610048

Chloromethane	9.8	3.2	40	ug/L	20	10/20/2016	10/20/2016 20:06	EPA 8260B	J, D
cis-1,2-Dichloroethene	200	2.2	10	ug/L	20	10/20/2016	10/20/2016 20:06	EPA 8260B	D
cis-1,3-Dichloropropene	ND	1.2	10	ug/L	20	10/20/2016	10/20/2016 20:06	EPA 8260B	
Dibromochloromethane	ND	1.8	10	ug/L	20	10/20/2016	10/20/2016 20:06	EPA 8260B	
Dibromomethane	ND	2.8	10	ug/L	20	10/20/2016	10/20/2016 20:06	EPA 8260B	
Dichlorodifluoromethane	ND	2.2	10	ug/L	20	10/20/2016	10/20/2016 20:06	EPA 8260B	
Diisopropyl Ether	ND	3.0	10	ug/L	20	10/20/2016	10/20/2016 20:06	EPA 8260B	
Ethylbenzene	ND	1.1	10	ug/L	20	10/20/2016	10/20/2016 20:06	EPA 8260B	
Hexachlorobutadiene	ND	2.6	40	ug/L	20	10/20/2016	10/20/2016 20:06	EPA 8260B	
Isopropylbenzene	ND	1.6	10	ug/L	20	10/20/2016	10/20/2016 20:06	EPA 8260B	
m,p-Xylene	ND	1.1	20	ug/L	20	10/20/2016	10/20/2016 20:06	EPA 8260B	
Methyl t-Butyl Ether	ND	2.8	10	ug/L	20	10/20/2016	10/20/2016 20:06	EPA 8260B	
Methylene chloride	ND	2.8	40	ug/L	20	10/20/2016	10/20/2016 20:06	EPA 8260B	
Naphthalene	ND	1.8	100	ug/L	20	10/20/2016	10/20/2016 20:06	EPA 8260B	
n-Butyl Benzene	ND	2.8	10	ug/L	20	10/20/2016	10/20/2016 20:06	EPA 8260B	
n-Hexane	ND	4.2	10	ug/L	20	10/20/2016	10/20/2016 20:06	EPA 8260B	
n-Propyl Benzene	ND	2.0	10	ug/L	20	10/20/2016	10/20/2016 20:06	EPA 8260B	
o-Xylene	ND	1.2	10	ug/L	20	10/20/2016	10/20/2016 20:06	EPA 8260B	
p-Isopropyltoluene	ND	1.7	10	ug/L	20	10/20/2016	10/20/2016 20:06	EPA 8260B	
sec-Butyl Benzene	ND	2.6	10	ug/L	20	10/20/2016	10/20/2016 20:06	EPA 8260B	
Styrene	ND	1.3	10	ug/L	20	10/20/2016	10/20/2016 20:06	EPA 8260B	
tert-Butylbenzene	ND	2.4	10	ug/L	20	10/20/2016	10/20/2016 20:06	EPA 8260B	
Tetrachloroethene	870	1.6	10	ug/L	20	10/20/2016	10/20/2016 20:06	EPA 8260B	D
Tetrahydrofuran	ND	24	200	ug/L	20	10/20/2016	10/20/2016 20:06	EPA 8260B	
Toluene	ND	1.1	10	ug/L	20	10/20/2016	10/20/2016 20:06	EPA 8260B	
trans-1,2-Dichloroethene	3.2	2.2	10	ug/L	20	10/20/2016	10/20/2016 20:06	EPA 8260B	J, D
trans-1,3-Dichloropropene	ND	1.9	10	ug/L	20	10/20/2016	10/20/2016 20:06	EPA 8260B	
Trichloroethene	230	1.2	10	ug/L	20	10/20/2016	10/20/2016 20:06	EPA 8260B	D
Trichlorofluoromethane	ND	2.6	10	ug/L	20	10/20/2016	10/20/2016 20:06	EPA 8260B	
Vinyl chloride	ND	3.2	10	ug/L	20	10/20/2016	10/20/2016 20:06	EPA 8260B	
Surrogate: Dibromofluoromethane			115 %	60-140		10/20/2016	10/20/2016 20:06	EPA 8260B	
Surrogate: Toluene-d8			97.5 %	60-140		10/20/2016	10/20/2016 20:06	EPA 8260B	
Surrogate: 4-Bromofluorobenzene			100 %	60-140		10/20/2016	10/20/2016 20:06	EPA 8260B	



2525 Advance Road
 Madison, WI 53718
 608.221.8700 Phone
 608.221.4889 Fax

TRC Environmental Corporation, Inc.
 708 Heartland Trail, Ste 3000
 Madison WI, 53717

Project: Madison Kipp Corp. Quarterly Sampling
 Project Number: 243950.000001
 Project Manager: Andrew Stehn

MP-13 Port 5 81-85
A164301-05 (Water)

Date Sampled
 10/10/2016 13:35

Analyte	Result	Limit of Detection	Limit of Quantitation	Units	Dilution	Prepared	Analyzed	Method	Qualifiers
---------	--------	--------------------	-----------------------	-------	----------	----------	----------	--------	------------

ECCS

Volatile Organic Compounds by Method 8260 - Purge and Trap

Preparation Batch:A610048

1,1,1,2-Tetrachloroethane	ND	22	100	ug/L	200	10/20/2016	10/20/2016 20:33	EPA 8260B	
1,1,1-Trichloroethane	ND	20	100	ug/L	200	10/20/2016	10/20/2016 20:33	EPA 8260B	
1,1,2,2-Tetrachloroethane	ND	20	100	ug/L	200	10/20/2016	10/20/2016 20:33	EPA 8260B	
1,1,2-Trichloroethane	ND	20	100	ug/L	200	10/20/2016	10/20/2016 20:33	EPA 8260B	
1,1,2-Trichlorotrifluoroethane	ND	26	100	ug/L	200	10/20/2016	10/20/2016 20:33	EPA 8260B	
1,1-Dichloroethane	ND	24	100	ug/L	200	10/20/2016	10/20/2016 20:33	EPA 8260B	
1,1-Dichloroethene	ND	28	100	ug/L	200	10/20/2016	10/20/2016 20:33	EPA 8260B	
1,1-Dichloropropene	ND	22	100	ug/L	200	10/20/2016	10/20/2016 20:33	EPA 8260B	
1,2,3-Trichlorobenzene	ND	9.0	400	ug/L	200	10/20/2016	10/20/2016 20:33	EPA 8260B	
1,2,3-Trichloropropane	ND	30	200	ug/L	200	10/20/2016	10/20/2016 20:33	EPA 8260B	
1,2,4-Trichlorobenzene	ND	15	400	ug/L	200	10/20/2016	10/20/2016 20:33	EPA 8260B	
1,2,4-Trimethylbenzene	ND	12	100	ug/L	200	10/20/2016	10/20/2016 20:33	EPA 8260B	
1,2-Dibromo-3-chloropropane	ND	50	100	ug/L	200	10/20/2016	10/20/2016 20:33	EPA 8260B	
1,2-Dibromoethane (EDB)	ND	26	100	ug/L	200	10/20/2016	10/20/2016 20:33	EPA 8260B	
1,2-Dichlorobenzene	ND	15	100	ug/L	200	10/20/2016	10/20/2016 20:33	EPA 8260B	
1,2-Dichloroethane	ND	16	100	ug/L	200	10/20/2016	10/20/2016 20:33	EPA 8260B	
1,2-Dichloropropane	ND	20	100	ug/L	200	10/20/2016	10/20/2016 20:33	EPA 8260B	
1,3,5-Trimethylbenzene	ND	15	100	ug/L	200	10/20/2016	10/20/2016 20:33	EPA 8260B	
1,3-Dichlorobenzene	ND	19	100	ug/L	200	10/20/2016	10/20/2016 20:33	EPA 8260B	
1,3-Dichloropropane	ND	22	100	ug/L	200	10/20/2016	10/20/2016 20:33	EPA 8260B	
1,4-Dichlorobenzene	ND	14	100	ug/L	200	10/20/2016	10/20/2016 20:33	EPA 8260B	
2,2-Dichloropropane	ND	28	100	ug/L	200	10/20/2016	10/20/2016 20:33	EPA 8260B	
2-Butanone	ND	600	4000	ug/L	200	10/20/2016	10/20/2016 20:33	EPA 8260B	
2-Chlorotoluene	ND	15	100	ug/L	200	10/20/2016	10/20/2016 20:33	EPA 8260B	
2-Hexanone	ND	190	4000	ug/L	200	10/20/2016	10/20/2016 20:33	EPA 8260B	
4-Chlorotoluene	ND	15	100	ug/L	200	10/20/2016	10/20/2016 20:33	EPA 8260B	
4-Methyl-2-pentanone	ND	150	4000	ug/L	200	10/20/2016	10/20/2016 20:33	EPA 8260B	
Acetone	ND	680	4000	ug/L	200	10/20/2016	10/20/2016 20:33	EPA 8260B	
Benzene	ND	18	100	ug/L	200	10/20/2016	10/20/2016 20:33	EPA 8260B	
Bromobenzene	ND	17	100	ug/L	200	10/20/2016	10/20/2016 20:33	EPA 8260B	
Bromochloromethane	ND	62	100	ug/L	200	10/20/2016	10/20/2016 20:33	EPA 8260B	
Bromodichloromethane	ND	15	100	ug/L	200	10/20/2016	10/20/2016 20:33	EPA 8260B	
Bromoform	ND	18	100	ug/L	200	10/20/2016	10/20/2016 20:33	EPA 8260B	
Bromomethane	ND	120	1000	ug/L	200	10/20/2016	10/20/2016 20:33	EPA 8260B	
Carbon disulfide	ND	11	100	ug/L	200	10/20/2016	10/20/2016 20:33	EPA 8260B	
Carbon tetrachloride	ND	7.6	100	ug/L	200	10/20/2016	10/20/2016 20:33	EPA 8260B	
Chlorobenzene	ND	15	100	ug/L	200	10/20/2016	10/20/2016 20:33	EPA 8260B	
Chloroethane	ND	50	1000	ug/L	200	10/20/2016	10/20/2016 20:33	EPA 8260B	
Chloroform	ND	12	100	ug/L	200	10/20/2016	10/20/2016 20:33	EPA 8260B	



2525 Advance Road
Madison, WI 53718
608.221.8700 Phone
608.221.4889 Fax

TRC Environmental Corporation, Inc.
708 Heartland Trail, Ste 3000
Madison WI, 53717

Project: Madison Kipp Corp. Quarterly Sampling
Project Number: 243950.000001
Project Manager: Andrew Stehn

MP-13 Port 5 81-85
A164301-05 (Water)

Date Sampled
10/10/2016 13:35

Analyte	Result	Limit of Detection	Limit of Quantitation	Units	Dilution	Prepared	Analyzed	Method	Qualifiers
---------	--------	--------------------	-----------------------	-------	----------	----------	----------	--------	------------

ECCS

Volatile Organic Compounds by Method 8260 - Purge and Trap

Preparation Batch:A610048

Chloromethane	ND	32	400	ug/L	200	10/20/2016	10/20/2016 20:33	EPA 8260B	
cis-1,2-Dichloroethene	930	22	100	ug/L	200	10/20/2016	10/20/2016 20:33	EPA 8260B	D
cis-1,3-Dichloropropene	ND	12	100	ug/L	200	10/20/2016	10/20/2016 20:33	EPA 8260B	
Dibromochloromethane	ND	18	100	ug/L	200	10/20/2016	10/20/2016 20:33	EPA 8260B	
Dibromomethane	ND	28	100	ug/L	200	10/20/2016	10/20/2016 20:33	EPA 8260B	
Dichlorodifluoromethane	ND	22	100	ug/L	200	10/20/2016	10/20/2016 20:33	EPA 8260B	
Diisopropyl Ether	ND	30	100	ug/L	200	10/20/2016	10/20/2016 20:33	EPA 8260B	
Ethylbenzene	ND	11	100	ug/L	200	10/20/2016	10/20/2016 20:33	EPA 8260B	
Hexachlorobutadiene	ND	26	400	ug/L	200	10/20/2016	10/20/2016 20:33	EPA 8260B	
Isopropylbenzene	ND	16	100	ug/L	200	10/20/2016	10/20/2016 20:33	EPA 8260B	
m,p-Xylene	ND	11	200	ug/L	200	10/20/2016	10/20/2016 20:33	EPA 8260B	
Methyl t-Butyl Ether	ND	28	100	ug/L	200	10/20/2016	10/20/2016 20:33	EPA 8260B	
Methylene chloride	ND	28	400	ug/L	200	10/20/2016	10/20/2016 20:33	EPA 8260B	
Naphthalene	ND	18	1000	ug/L	200	10/20/2016	10/20/2016 20:33	EPA 8260B	
n-Butyl Benzene	ND	28	100	ug/L	200	10/20/2016	10/20/2016 20:33	EPA 8260B	
n-Hexane	ND	42	100	ug/L	200	10/20/2016	10/20/2016 20:33	EPA 8260B	
n-Propyl Benzene	ND	20	100	ug/L	200	10/20/2016	10/20/2016 20:33	EPA 8260B	
o-Xylene	ND	12	100	ug/L	200	10/20/2016	10/20/2016 20:33	EPA 8260B	
p-Isopropyltoluene	ND	17	100	ug/L	200	10/20/2016	10/20/2016 20:33	EPA 8260B	
sec-Butyl Benzene	ND	26	100	ug/L	200	10/20/2016	10/20/2016 20:33	EPA 8260B	
Styrene	ND	13	100	ug/L	200	10/20/2016	10/20/2016 20:33	EPA 8260B	
tert-Butylbenzene	ND	24	100	ug/L	200	10/20/2016	10/20/2016 20:33	EPA 8260B	
Tetrachloroethene	4800	16	100	ug/L	200	10/20/2016	10/20/2016 20:33	EPA 8260B	D
Tetrahydrofuran	ND	240	2000	ug/L	200	10/20/2016	10/20/2016 20:33	EPA 8260B	
Toluene	ND	11	100	ug/L	200	10/20/2016	10/20/2016 20:33	EPA 8260B	
trans-1,2-Dichloroethene	ND	22	100	ug/L	200	10/20/2016	10/20/2016 20:33	EPA 8260B	
trans-1,3-Dichloropropene	ND	19	100	ug/L	200	10/20/2016	10/20/2016 20:33	EPA 8260B	
Trichloroethene	500	12	100	ug/L	200	10/20/2016	10/20/2016 20:33	EPA 8260B	D
Trichlorofluoromethane	ND	26	100	ug/L	200	10/20/2016	10/20/2016 20:33	EPA 8260B	
Vinyl chloride	52	32	100	ug/L	200	10/20/2016	10/20/2016 20:33	EPA 8260B	J, D
Surrogate: Dibromofluoromethane			116 %	60-140		10/20/2016	10/20/2016 20:33	EPA 8260B	
Surrogate: Toluene-d8			103 %	60-140		10/20/2016	10/20/2016 20:33	EPA 8260B	
Surrogate: 4-Bromofluorobenzene			101 %	60-140		10/20/2016	10/20/2016 20:33	EPA 8260B	



2525 Advance Road
 Madison, WI 53718
 608.221.8700 Phone
 608.221.4889 Fax

TRC Environmental Corporation, Inc.
 708 Heartland Trail, Ste 3000
 Madison WI, 53717

Project: Madison Kipp Corp. Quarterly Sampling
 Project Number: 243950.000001
 Project Manager: Andrew Stehn

MP-13 Port 6 67-71
A164301-06 (Water)

Date Sampled
 10/10/2016 13:55

Analyte	Result	Limit of Detection	Limit of Quantitation	Units	Dilution	Prepared	Analyzed	Method	Qualifiers
---------	--------	--------------------	-----------------------	-------	----------	----------	----------	--------	------------

ECCS

Volatile Organic Compounds by Method 8260 - Purge and Trap

Preparation Batch:A610048

1,1,1,2-Tetrachloroethane	ND	1.1	5.0	ug/L	10	10/20/2016	10/20/2016 21:00	EPA 8260B	
1,1,1-Trichloroethane	ND	1.0	5.0	ug/L	10	10/20/2016	10/20/2016 21:00	EPA 8260B	
1,1,2,2-Tetrachloroethane	ND	0.99	5.0	ug/L	10	10/20/2016	10/20/2016 21:00	EPA 8260B	
1,1,2-Trichloroethane	ND	1.0	5.0	ug/L	10	10/20/2016	10/20/2016 21:00	EPA 8260B	
1,1,2-Trichlorotrifluoroethane	ND	1.3	5.0	ug/L	10	10/20/2016	10/20/2016 21:00	EPA 8260B	
1,1-Dichloroethane	ND	1.2	5.0	ug/L	10	10/20/2016	10/20/2016 21:00	EPA 8260B	
1,1-Dichloroethene	ND	1.4	5.0	ug/L	10	10/20/2016	10/20/2016 21:00	EPA 8260B	
1,1-Dichloropropene	ND	1.1	5.0	ug/L	10	10/20/2016	10/20/2016 21:00	EPA 8260B	
1,2,3-Trichlorobenzene	ND	0.45	20	ug/L	10	10/20/2016	10/20/2016 21:00	EPA 8260B	
1,2,3-Trichloropropane	ND	1.5	10	ug/L	10	10/20/2016	10/20/2016 21:00	EPA 8260B	
1,2,4-Trichlorobenzene	ND	0.77	20	ug/L	10	10/20/2016	10/20/2016 21:00	EPA 8260B	
1,2,4-Trimethylbenzene	ND	0.60	5.0	ug/L	10	10/20/2016	10/20/2016 21:00	EPA 8260B	
1,2-Dibromo-3-chloropropane	ND	2.5	5.0	ug/L	10	10/20/2016	10/20/2016 21:00	EPA 8260B	
1,2-Dibromoethane (EDB)	ND	1.3	5.0	ug/L	10	10/20/2016	10/20/2016 21:00	EPA 8260B	
1,2-Dichlorobenzene	ND	0.76	5.0	ug/L	10	10/20/2016	10/20/2016 21:00	EPA 8260B	
1,2-Dichloroethane	ND	0.78	5.0	ug/L	10	10/20/2016	10/20/2016 21:00	EPA 8260B	
1,2-Dichloropropane	ND	1.0	5.0	ug/L	10	10/20/2016	10/20/2016 21:00	EPA 8260B	
1,3,5-Trimethylbenzene	ND	0.75	5.0	ug/L	10	10/20/2016	10/20/2016 21:00	EPA 8260B	
1,3-Dichlorobenzene	ND	0.96	5.0	ug/L	10	10/20/2016	10/20/2016 21:00	EPA 8260B	
1,3-Dichloropropane	ND	1.1	5.0	ug/L	10	10/20/2016	10/20/2016 21:00	EPA 8260B	
1,4-Dichlorobenzene	ND	0.70	5.0	ug/L	10	10/20/2016	10/20/2016 21:00	EPA 8260B	
2,2-Dichloropropane	ND	1.4	5.0	ug/L	10	10/20/2016	10/20/2016 21:00	EPA 8260B	
2-Butanone	ND	30	200	ug/L	10	10/20/2016	10/20/2016 21:00	EPA 8260B	
2-Chlorotoluene	ND	0.75	5.0	ug/L	10	10/20/2016	10/20/2016 21:00	EPA 8260B	
2-Hexanone	ND	9.5	200	ug/L	10	10/20/2016	10/20/2016 21:00	EPA 8260B	
4-Chlorotoluene	ND	0.73	5.0	ug/L	10	10/20/2016	10/20/2016 21:00	EPA 8260B	
4-Methyl-2-pentanone	ND	7.7	200	ug/L	10	10/20/2016	10/20/2016 21:00	EPA 8260B	
Acetone	ND	34	200	ug/L	10	10/20/2016	10/20/2016 21:00	EPA 8260B	
Benzene	ND	0.89	5.0	ug/L	10	10/20/2016	10/20/2016 21:00	EPA 8260B	
Bromobenzene	ND	0.84	5.0	ug/L	10	10/20/2016	10/20/2016 21:00	EPA 8260B	
Bromochloromethane	ND	3.1	5.0	ug/L	10	10/20/2016	10/20/2016 21:00	EPA 8260B	
Bromodichloromethane	ND	0.77	5.0	ug/L	10	10/20/2016	10/20/2016 21:00	EPA 8260B	
Bromoform	ND	0.88	5.0	ug/L	10	10/20/2016	10/20/2016 21:00	EPA 8260B	
Bromomethane	ND	5.9	50	ug/L	10	10/20/2016	10/20/2016 21:00	EPA 8260B	
Carbon disulfide	ND	0.53	5.0	ug/L	10	10/20/2016	10/20/2016 21:00	EPA 8260B	
Carbon tetrachloride	ND	0.38	5.0	ug/L	10	10/20/2016	10/20/2016 21:00	EPA 8260B	
Chlorobenzene	ND	0.73	5.0	ug/L	10	10/20/2016	10/20/2016 21:00	EPA 8260B	
Chloroethane	ND	2.5	50	ug/L	10	10/20/2016	10/20/2016 21:00	EPA 8260B	
Chloroform	ND	0.62	5.0	ug/L	10	10/20/2016	10/20/2016 21:00	EPA 8260B	



2525 Advance Road
Madison, WI 53718
608.221.8700 Phone
608.221.4889 Fax

TRC Environmental Corporation, Inc.
708 Heartland Trail, Ste 3000
Madison WI, 53717

Project: Madison Kipp Corp. Quarterly Sampling
Project Number: 243950.000001
Project Manager: Andrew Stehn

MP-13 Port 6 67-71
A164301-06 (Water)

Date Sampled
10/10/2016 13:55

Analyte	Result	Limit of Detection	Limit of Quantitation	Units	Dilution	Prepared	Analyzed	Method	Qualifiers
---------	--------	--------------------	-----------------------	-------	----------	----------	----------	--------	------------

ECCS

Volatile Organic Compounds by Method 8260 - Purge and Trap

Preparation Batch:A610048

Chloromethane	4.7	1.6	20	ug/L	10	10/20/2016	10/20/2016 21:00	EPA 8260B	J, D
cis-1,2-Dichloroethene	89	1.1	5.0	ug/L	10	10/20/2016	10/20/2016 21:00	EPA 8260B	D
cis-1,3-Dichloropropene	ND	0.61	5.0	ug/L	10	10/20/2016	10/20/2016 21:00	EPA 8260B	
Dibromochloromethane	ND	0.91	5.0	ug/L	10	10/20/2016	10/20/2016 21:00	EPA 8260B	
Dibromomethane	ND	1.4	5.0	ug/L	10	10/20/2016	10/20/2016 21:00	EPA 8260B	
Dichlorodifluoromethane	ND	1.1	5.0	ug/L	10	10/20/2016	10/20/2016 21:00	EPA 8260B	
Diisopropyl Ether	ND	1.5	5.0	ug/L	10	10/20/2016	10/20/2016 21:00	EPA 8260B	
Ethylbenzene	ND	0.54	5.0	ug/L	10	10/20/2016	10/20/2016 21:00	EPA 8260B	
Hexachlorobutadiene	ND	1.3	20	ug/L	10	10/20/2016	10/20/2016 21:00	EPA 8260B	
Isopropylbenzene	ND	0.81	5.0	ug/L	10	10/20/2016	10/20/2016 21:00	EPA 8260B	
m,p-Xylene	ND	0.57	10	ug/L	10	10/20/2016	10/20/2016 21:00	EPA 8260B	
Methyl t-Butyl Ether	ND	1.4	5.0	ug/L	10	10/20/2016	10/20/2016 21:00	EPA 8260B	
Methylene chloride	ND	1.4	20	ug/L	10	10/20/2016	10/20/2016 21:00	EPA 8260B	
Naphthalene	ND	0.88	50	ug/L	10	10/20/2016	10/20/2016 21:00	EPA 8260B	
n-Butyl Benzene	ND	1.4	5.0	ug/L	10	10/20/2016	10/20/2016 21:00	EPA 8260B	
n-Hexane	ND	2.1	5.0	ug/L	10	10/20/2016	10/20/2016 21:00	EPA 8260B	
n-Propyl Benzene	ND	1.0	5.0	ug/L	10	10/20/2016	10/20/2016 21:00	EPA 8260B	
o-Xylene	ND	0.58	5.0	ug/L	10	10/20/2016	10/20/2016 21:00	EPA 8260B	
p-Isopropyltoluene	ND	0.85	5.0	ug/L	10	10/20/2016	10/20/2016 21:00	EPA 8260B	
sec-Butyl Benzene	ND	1.3	5.0	ug/L	10	10/20/2016	10/20/2016 21:00	EPA 8260B	
Styrene	ND	0.65	5.0	ug/L	10	10/20/2016	10/20/2016 21:00	EPA 8260B	
tert-Butylbenzene	ND	1.2	5.0	ug/L	10	10/20/2016	10/20/2016 21:00	EPA 8260B	
Tetrachloroethene	270	0.81	5.0	ug/L	10	10/20/2016	10/20/2016 21:00	EPA 8260B	D
Tetrahydrofuran	ND	12	100	ug/L	10	10/20/2016	10/20/2016 21:00	EPA 8260B	
Toluene	ND	0.53	5.0	ug/L	10	10/20/2016	10/20/2016 21:00	EPA 8260B	
trans-1,2-Dichloroethene	ND	1.1	5.0	ug/L	10	10/20/2016	10/20/2016 21:00	EPA 8260B	
trans-1,3-Dichloropropene	ND	0.96	5.0	ug/L	10	10/20/2016	10/20/2016 21:00	EPA 8260B	
Trichloroethene	55	0.62	5.0	ug/L	10	10/20/2016	10/20/2016 21:00	EPA 8260B	D
Trichlorofluoromethane	ND	1.3	5.0	ug/L	10	10/20/2016	10/20/2016 21:00	EPA 8260B	
Vinyl chloride	3.2	1.6	5.0	ug/L	10	10/20/2016	10/20/2016 21:00	EPA 8260B	J, D
Surrogate: Dibromofluoromethane			116 %	60-140		10/20/2016	10/20/2016 21:00	EPA 8260B	
Surrogate: Toluene-d8			99.3 %	60-140		10/20/2016	10/20/2016 21:00	EPA 8260B	
Surrogate: 4-Bromofluorobenzene			102 %	60-140		10/20/2016	10/20/2016 21:00	EPA 8260B	



2525 Advance Road
 Madison, WI 53718
 608.221.8700 Phone
 608.221.4889 Fax

TRC Environmental Corporation, Inc.
 708 Heartland Trail, Ste 3000
 Madison WI, 53717

Project: Madison Kipp Corp. Quarterly Sampling
 Project Number: 243950.000001
 Project Manager: Andrew Stehn

MP-13 Port 7 44-48
A164301-07 (Water)

Date Sampled
 10/10/2016 14:20

Analyte	Result	Limit of Detection	Limit of Quantitation	Units	Dilution	Prepared	Analyzed	Method	Qualifiers
---------	--------	--------------------	-----------------------	-------	----------	----------	----------	--------	------------

ECCS

Volatile Organic Compounds by Method 8260 - Purge and Trap

Preparation Batch:A610048

1,1,1,2-Tetrachloroethane	ND	1.1	5.0	ug/L	10	10/20/2016	10/20/2016 21:27	EPA 8260B	
1,1,1-Trichloroethane	ND	1.0	5.0	ug/L	10	10/20/2016	10/20/2016 21:27	EPA 8260B	
1,1,2,2-Tetrachloroethane	ND	0.99	5.0	ug/L	10	10/20/2016	10/20/2016 21:27	EPA 8260B	
1,1,2-Trichloroethane	ND	1.0	5.0	ug/L	10	10/20/2016	10/20/2016 21:27	EPA 8260B	
1,1,2-Trichlorotrifluoroethane	ND	1.3	5.0	ug/L	10	10/20/2016	10/20/2016 21:27	EPA 8260B	
1,1-Dichloroethane	ND	1.2	5.0	ug/L	10	10/20/2016	10/20/2016 21:27	EPA 8260B	
1,1-Dichloroethene	ND	1.4	5.0	ug/L	10	10/20/2016	10/20/2016 21:27	EPA 8260B	
1,1-Dichloropropene	ND	1.1	5.0	ug/L	10	10/20/2016	10/20/2016 21:27	EPA 8260B	
1,2,3-Trichlorobenzene	ND	0.45	20	ug/L	10	10/20/2016	10/20/2016 21:27	EPA 8260B	
1,2,3-Trichloropropane	ND	1.5	10	ug/L	10	10/20/2016	10/20/2016 21:27	EPA 8260B	
1,2,4-Trichlorobenzene	ND	0.77	20	ug/L	10	10/20/2016	10/20/2016 21:27	EPA 8260B	
1,2,4-Trimethylbenzene	ND	0.60	5.0	ug/L	10	10/20/2016	10/20/2016 21:27	EPA 8260B	
1,2-Dibromo-3-chloropropane	ND	2.5	5.0	ug/L	10	10/20/2016	10/20/2016 21:27	EPA 8260B	
1,2-Dibromoethane (EDB)	ND	1.3	5.0	ug/L	10	10/20/2016	10/20/2016 21:27	EPA 8260B	
1,2-Dichlorobenzene	ND	0.76	5.0	ug/L	10	10/20/2016	10/20/2016 21:27	EPA 8260B	
1,2-Dichloroethane	ND	0.78	5.0	ug/L	10	10/20/2016	10/20/2016 21:27	EPA 8260B	
1,2-Dichloropropane	ND	1.0	5.0	ug/L	10	10/20/2016	10/20/2016 21:27	EPA 8260B	
1,3,5-Trimethylbenzene	ND	0.75	5.0	ug/L	10	10/20/2016	10/20/2016 21:27	EPA 8260B	
1,3-Dichlorobenzene	ND	0.96	5.0	ug/L	10	10/20/2016	10/20/2016 21:27	EPA 8260B	
1,3-Dichloropropane	ND	1.1	5.0	ug/L	10	10/20/2016	10/20/2016 21:27	EPA 8260B	
1,4-Dichlorobenzene	ND	0.70	5.0	ug/L	10	10/20/2016	10/20/2016 21:27	EPA 8260B	
2,2-Dichloropropane	ND	1.4	5.0	ug/L	10	10/20/2016	10/20/2016 21:27	EPA 8260B	
2-Butanone	ND	30	200	ug/L	10	10/20/2016	10/20/2016 21:27	EPA 8260B	
2-Chlorotoluene	ND	0.75	5.0	ug/L	10	10/20/2016	10/20/2016 21:27	EPA 8260B	
2-Hexanone	ND	9.5	200	ug/L	10	10/20/2016	10/20/2016 21:27	EPA 8260B	
4-Chlorotoluene	ND	0.73	5.0	ug/L	10	10/20/2016	10/20/2016 21:27	EPA 8260B	
4-Methyl-2-pentanone	ND	7.7	200	ug/L	10	10/20/2016	10/20/2016 21:27	EPA 8260B	
Acetone	ND	34	200	ug/L	10	10/20/2016	10/20/2016 21:27	EPA 8260B	
Benzene	ND	0.89	5.0	ug/L	10	10/20/2016	10/20/2016 21:27	EPA 8260B	
Bromobenzene	ND	0.84	5.0	ug/L	10	10/20/2016	10/20/2016 21:27	EPA 8260B	
Bromochloromethane	ND	3.1	5.0	ug/L	10	10/20/2016	10/20/2016 21:27	EPA 8260B	
Bromodichloromethane	ND	0.77	5.0	ug/L	10	10/20/2016	10/20/2016 21:27	EPA 8260B	
Bromoform	ND	0.88	5.0	ug/L	10	10/20/2016	10/20/2016 21:27	EPA 8260B	
Bromomethane	ND	5.9	50	ug/L	10	10/20/2016	10/20/2016 21:27	EPA 8260B	
Carbon disulfide	ND	0.53	5.0	ug/L	10	10/20/2016	10/20/2016 21:27	EPA 8260B	
Carbon tetrachloride	ND	0.38	5.0	ug/L	10	10/20/2016	10/20/2016 21:27	EPA 8260B	
Chlorobenzene	ND	0.73	5.0	ug/L	10	10/20/2016	10/20/2016 21:27	EPA 8260B	
Chloroethane	ND	2.5	50	ug/L	10	10/20/2016	10/20/2016 21:27	EPA 8260B	
Chloroform	ND	0.62	5.0	ug/L	10	10/20/2016	10/20/2016 21:27	EPA 8260B	



2525 Advance Road
Madison, WI 53718
608.221.8700 Phone
608.221.4889 Fax

TRC Environmental Corporation, Inc.
708 Heartland Trail, Ste 3000
Madison WI, 53717

Project: Madison Kipp Corp. Quarterly Sampling
Project Number: 243950.000001
Project Manager: Andrew Stehn

MP-13 Port 7 44-48
A164301-07 (Water)

Date Sampled
10/10/2016 14:20

Analyte	Result	Limit of Detection	Limit of Quantitation	Units	Dilution	Prepared	Analyzed	Method	Qualifiers
---------	--------	--------------------	-----------------------	-------	----------	----------	----------	--------	------------

ECCS

Volatile Organic Compounds by Method 8260 - Purge and Trap

Preparation Batch:A610048

Chloromethane	4.3	1.6	20	ug/L	10	10/20/2016	10/20/2016 21:27	EPA 8260B	J, D
cis-1,2-Dichloroethene	97	1.1	5.0	ug/L	10	10/20/2016	10/20/2016 21:27	EPA 8260B	D
cis-1,3-Dichloropropene	ND	0.61	5.0	ug/L	10	10/20/2016	10/20/2016 21:27	EPA 8260B	
Dibromochloromethane	ND	0.91	5.0	ug/L	10	10/20/2016	10/20/2016 21:27	EPA 8260B	
Dibromomethane	ND	1.4	5.0	ug/L	10	10/20/2016	10/20/2016 21:27	EPA 8260B	
Dichlorodifluoromethane	ND	1.1	5.0	ug/L	10	10/20/2016	10/20/2016 21:27	EPA 8260B	
Diisopropyl Ether	ND	1.5	5.0	ug/L	10	10/20/2016	10/20/2016 21:27	EPA 8260B	
Ethylbenzene	ND	0.54	5.0	ug/L	10	10/20/2016	10/20/2016 21:27	EPA 8260B	
Hexachlorobutadiene	ND	1.3	20	ug/L	10	10/20/2016	10/20/2016 21:27	EPA 8260B	
Isopropylbenzene	ND	0.81	5.0	ug/L	10	10/20/2016	10/20/2016 21:27	EPA 8260B	
m,p-Xylene	ND	0.57	10	ug/L	10	10/20/2016	10/20/2016 21:27	EPA 8260B	
Methyl t-Butyl Ether	ND	1.4	5.0	ug/L	10	10/20/2016	10/20/2016 21:27	EPA 8260B	
Methylene chloride	ND	1.4	20	ug/L	10	10/20/2016	10/20/2016 21:27	EPA 8260B	
Naphthalene	ND	0.88	50	ug/L	10	10/20/2016	10/20/2016 21:27	EPA 8260B	
n-Butyl Benzene	ND	1.4	5.0	ug/L	10	10/20/2016	10/20/2016 21:27	EPA 8260B	
n-Hexane	ND	2.1	5.0	ug/L	10	10/20/2016	10/20/2016 21:27	EPA 8260B	
n-Propyl Benzene	ND	1.0	5.0	ug/L	10	10/20/2016	10/20/2016 21:27	EPA 8260B	
o-Xylene	ND	0.58	5.0	ug/L	10	10/20/2016	10/20/2016 21:27	EPA 8260B	
p-Isopropyltoluene	ND	0.85	5.0	ug/L	10	10/20/2016	10/20/2016 21:27	EPA 8260B	
sec-Butyl Benzene	ND	1.3	5.0	ug/L	10	10/20/2016	10/20/2016 21:27	EPA 8260B	
Styrene	ND	0.65	5.0	ug/L	10	10/20/2016	10/20/2016 21:27	EPA 8260B	
tert-Butylbenzene	ND	1.2	5.0	ug/L	10	10/20/2016	10/20/2016 21:27	EPA 8260B	
Tetrachloroethene	240	0.81	5.0	ug/L	10	10/20/2016	10/20/2016 21:27	EPA 8260B	D
Tetrahydrofuran	ND	12	100	ug/L	10	10/20/2016	10/20/2016 21:27	EPA 8260B	
Toluene	ND	0.53	5.0	ug/L	10	10/20/2016	10/20/2016 21:27	EPA 8260B	
trans-1,2-Dichloroethene	ND	1.1	5.0	ug/L	10	10/20/2016	10/20/2016 21:27	EPA 8260B	
trans-1,3-Dichloropropene	ND	0.96	5.0	ug/L	10	10/20/2016	10/20/2016 21:27	EPA 8260B	
Trichloroethene	93	0.62	5.0	ug/L	10	10/20/2016	10/20/2016 21:27	EPA 8260B	D
Trichlorofluoromethane	ND	1.3	5.0	ug/L	10	10/20/2016	10/20/2016 21:27	EPA 8260B	
Vinyl chloride	3.7	1.6	5.0	ug/L	10	10/20/2016	10/20/2016 21:27	EPA 8260B	J, D
Surrogate: Dibromofluoromethane			115 %	60-140		10/20/2016	10/20/2016 21:27	EPA 8260B	
Surrogate: Toluene-d8			95.9 %	60-140		10/20/2016	10/20/2016 21:27	EPA 8260B	
Surrogate: 4-Bromofluorobenzene			99.8 %	60-140		10/20/2016	10/20/2016 21:27	EPA 8260B	



2525 Advance Road
 Madison, WI 53718
 608.221.8700 Phone
 608.221.4889 Fax

TRC Environmental Corporation, Inc.
 708 Heartland Trail, Ste 3000
 Madison WI, 53717

Project: Madison Kipp Corp. Quarterly Sampling
 Project Number: 243950.000001
 Project Manager: Andrew Stehn

MP-14 Port 1 170-178
A164301-08 (Water)

Date Sampled
 10/11/2016 09:50

Analyte	Result	Limit of Detection	Limit of Quantitation	Units	Dilution	Prepared	Analyzed	Method	Qualifiers
---------	--------	--------------------	-----------------------	-------	----------	----------	----------	--------	------------

ECCS

Volatile Organic Compounds by Method 8260 - Purge and Trap

Preparation Batch:A610048

1,1,1,2-Tetrachloroethane	ND	0.22	1.0	ug/L	2	10/20/2016	10/20/2016 23:16	EPA 8260B	
1,1,1-Trichloroethane	ND	0.20	1.0	ug/L	2	10/20/2016	10/20/2016 23:16	EPA 8260B	
1,1,2,2-Tetrachloroethane	ND	0.20	1.0	ug/L	2	10/20/2016	10/20/2016 23:16	EPA 8260B	
1,1,2-Trichloroethane	ND	0.20	1.0	ug/L	2	10/20/2016	10/20/2016 23:16	EPA 8260B	
1,1,2-Trichlorotrifluoroethane	ND	0.26	1.0	ug/L	2	10/20/2016	10/20/2016 23:16	EPA 8260B	
1,1-Dichloroethane	ND	0.24	1.0	ug/L	2	10/20/2016	10/20/2016 23:16	EPA 8260B	
1,1-Dichloroethene	ND	0.28	1.0	ug/L	2	10/20/2016	10/20/2016 23:16	EPA 8260B	
1,1-Dichloropropene	ND	0.22	1.0	ug/L	2	10/20/2016	10/20/2016 23:16	EPA 8260B	
1,2,3-Trichlorobenzene	ND	0.090	4.0	ug/L	2	10/20/2016	10/20/2016 23:16	EPA 8260B	
1,2,3-Trichloropropane	ND	0.30	2.0	ug/L	2	10/20/2016	10/20/2016 23:16	EPA 8260B	
1,2,4-Trichlorobenzene	ND	0.15	4.0	ug/L	2	10/20/2016	10/20/2016 23:16	EPA 8260B	
1,2,4-Trimethylbenzene	ND	0.12	1.0	ug/L	2	10/20/2016	10/20/2016 23:16	EPA 8260B	
1,2-Dibromo-3-chloropropane	ND	0.50	1.0	ug/L	2	10/20/2016	10/20/2016 23:16	EPA 8260B	
1,2-Dibromoethane (EDB)	ND	0.26	1.0	ug/L	2	10/20/2016	10/20/2016 23:16	EPA 8260B	
1,2-Dichlorobenzene	ND	0.15	1.0	ug/L	2	10/20/2016	10/20/2016 23:16	EPA 8260B	
1,2-Dichloroethane	ND	0.16	1.0	ug/L	2	10/20/2016	10/20/2016 23:16	EPA 8260B	
1,2-Dichloropropane	ND	0.20	1.0	ug/L	2	10/20/2016	10/20/2016 23:16	EPA 8260B	
1,3,5-Trimethylbenzene	ND	0.15	1.0	ug/L	2	10/20/2016	10/20/2016 23:16	EPA 8260B	
1,3-Dichlorobenzene	ND	0.19	1.0	ug/L	2	10/20/2016	10/20/2016 23:16	EPA 8260B	
1,3-Dichloropropane	ND	0.22	1.0	ug/L	2	10/20/2016	10/20/2016 23:16	EPA 8260B	
1,4-Dichlorobenzene	ND	0.14	1.0	ug/L	2	10/20/2016	10/20/2016 23:16	EPA 8260B	
2,2-Dichloropropane	ND	0.28	1.0	ug/L	2	10/20/2016	10/20/2016 23:16	EPA 8260B	
2-Butanone	ND	6.0	40	ug/L	2	10/20/2016	10/20/2016 23:16	EPA 8260B	
2-Chlorotoluene	ND	0.15	1.0	ug/L	2	10/20/2016	10/20/2016 23:16	EPA 8260B	
2-Hexanone	ND	1.9	40	ug/L	2	10/20/2016	10/20/2016 23:16	EPA 8260B	
4-Chlorotoluene	ND	0.15	1.0	ug/L	2	10/20/2016	10/20/2016 23:16	EPA 8260B	
4-Methyl-2-pentanone	ND	1.5	40	ug/L	2	10/20/2016	10/20/2016 23:16	EPA 8260B	
Acetone	ND	6.8	40	ug/L	2	10/20/2016	10/20/2016 23:16	EPA 8260B	
Benzene	ND	0.18	1.0	ug/L	2	10/20/2016	10/20/2016 23:16	EPA 8260B	
Bromobenzene	ND	0.17	1.0	ug/L	2	10/20/2016	10/20/2016 23:16	EPA 8260B	
Bromochloromethane	ND	0.62	1.0	ug/L	2	10/20/2016	10/20/2016 23:16	EPA 8260B	
Bromodichloromethane	ND	0.15	1.0	ug/L	2	10/20/2016	10/20/2016 23:16	EPA 8260B	
Bromoform	ND	0.18	1.0	ug/L	2	10/20/2016	10/20/2016 23:16	EPA 8260B	
Bromomethane	ND	1.2	10	ug/L	2	10/20/2016	10/20/2016 23:16	EPA 8260B	
Carbon disulfide	ND	0.11	1.0	ug/L	2	10/20/2016	10/20/2016 23:16	EPA 8260B	
Carbon tetrachloride	ND	0.076	1.0	ug/L	2	10/20/2016	10/20/2016 23:16	EPA 8260B	
Chlorobenzene	ND	0.15	1.0	ug/L	2	10/20/2016	10/20/2016 23:16	EPA 8260B	
Chloroethane	ND	0.50	10	ug/L	2	10/20/2016	10/20/2016 23:16	EPA 8260B	
Chloroform	ND	0.12	1.0	ug/L	2	10/20/2016	10/20/2016 23:16	EPA 8260B	



2525 Advance Road
 Madison, WI 53718
 608.221.8700 Phone
 608.221.4889 Fax

TRC Environmental Corporation, Inc.
 708 Heartland Trail, Ste 3000
 Madison WI, 53717

Project: Madison Kipp Corp. Quarterly Sampling
 Project Number: 243950.000001
 Project Manager: Andrew Stehn

MP-14 Port 1 170-178
A164301-08 (Water)

Date Sampled
 10/11/2016 09:50

Analyte	Result	Limit of Detection	Limit of Quantitation	Units	Dilution	Prepared	Analyzed	Method	Qualifiers
---------	--------	--------------------	-----------------------	-------	----------	----------	----------	--------	------------

ECCS

Volatile Organic Compounds by Method 8260 - Purge and Trap

Preparation Batch:A610048

Chloromethane	0.92	0.32	4.0	ug/L	2	10/20/2016	10/20/2016 23:16	EPA 8260B	J, D
cis-1,2-Dichloroethene	30	0.22	1.0	ug/L	2	10/20/2016	10/20/2016 23:16	EPA 8260B	D
cis-1,3-Dichloropropene	ND	0.12	1.0	ug/L	2	10/20/2016	10/20/2016 23:16	EPA 8260B	
Dibromochloromethane	ND	0.18	1.0	ug/L	2	10/20/2016	10/20/2016 23:16	EPA 8260B	
Dibromomethane	ND	0.28	1.0	ug/L	2	10/20/2016	10/20/2016 23:16	EPA 8260B	
Dichlorodifluoromethane	ND	0.22	1.0	ug/L	2	10/20/2016	10/20/2016 23:16	EPA 8260B	
Diisopropyl Ether	ND	0.30	1.0	ug/L	2	10/20/2016	10/20/2016 23:16	EPA 8260B	
Ethylbenzene	ND	0.11	1.0	ug/L	2	10/20/2016	10/20/2016 23:16	EPA 8260B	
Hexachlorobutadiene	ND	0.26	4.0	ug/L	2	10/20/2016	10/20/2016 23:16	EPA 8260B	
Isopropylbenzene	ND	0.16	1.0	ug/L	2	10/20/2016	10/20/2016 23:16	EPA 8260B	
m,p-Xylene	ND	0.11	2.0	ug/L	2	10/20/2016	10/20/2016 23:16	EPA 8260B	
Methyl t-Butyl Ether	ND	0.28	1.0	ug/L	2	10/20/2016	10/20/2016 23:16	EPA 8260B	
Methylene chloride	ND	0.28	4.0	ug/L	2	10/20/2016	10/20/2016 23:16	EPA 8260B	
Naphthalene	ND	0.18	10	ug/L	2	10/20/2016	10/20/2016 23:16	EPA 8260B	
n-Butyl Benzene	ND	0.28	1.0	ug/L	2	10/20/2016	10/20/2016 23:16	EPA 8260B	
n-Hexane	ND	0.42	1.0	ug/L	2	10/20/2016	10/20/2016 23:16	EPA 8260B	
n-Propyl Benzene	ND	0.20	1.0	ug/L	2	10/20/2016	10/20/2016 23:16	EPA 8260B	
o-Xylene	ND	0.12	1.0	ug/L	2	10/20/2016	10/20/2016 23:16	EPA 8260B	
p-Isopropyltoluene	ND	0.17	1.0	ug/L	2	10/20/2016	10/20/2016 23:16	EPA 8260B	
sec-Butyl Benzene	ND	0.26	1.0	ug/L	2	10/20/2016	10/20/2016 23:16	EPA 8260B	
Styrene	ND	0.13	1.0	ug/L	2	10/20/2016	10/20/2016 23:16	EPA 8260B	
tert-Butylbenzene	ND	0.24	1.0	ug/L	2	10/20/2016	10/20/2016 23:16	EPA 8260B	
Tetrachloroethene	730	3.2	20	ug/L	40	10/20/2016	10/22/2016 00:15	EPA 8260B	D
Tetrahydrofuran	ND	2.4	20	ug/L	2	10/20/2016	10/20/2016 23:16	EPA 8260B	
Toluene	ND	0.11	1.0	ug/L	2	10/20/2016	10/20/2016 23:16	EPA 8260B	
trans-1,2-Dichloroethene	0.40	0.22	1.0	ug/L	2	10/20/2016	10/20/2016 23:16	EPA 8260B	J, D
trans-1,3-Dichloropropene	ND	0.19	1.0	ug/L	2	10/20/2016	10/20/2016 23:16	EPA 8260B	
Trichloroethene	58	0.12	1.0	ug/L	2	10/20/2016	10/20/2016 23:16	EPA 8260B	D
Trichlorofluoromethane	ND	0.26	1.0	ug/L	2	10/20/2016	10/20/2016 23:16	EPA 8260B	
Vinyl chloride	ND	0.32	1.0	ug/L	2	10/20/2016	10/20/2016 23:16	EPA 8260B	
Surrogate: Dibromofluoromethane			118 %	60-140		10/20/2016	10/20/2016 23:16	EPA 8260B	
Surrogate: Toluene-d8			94.8 %	60-140		10/20/2016	10/20/2016 23:16	EPA 8260B	
Surrogate: 4-Bromofluorobenzene			100 %	60-140		10/20/2016	10/20/2016 23:16	EPA 8260B	



2525 Advance Road
 Madison, WI 53718
 608.221.8700 Phone
 608.221.4889 Fax

TRC Environmental Corporation, Inc.
 708 Heartland Trail, Ste 3000
 Madison WI, 53717

Project: Madison Kipp Corp. Quarterly Sampling
 Project Number: 243950.000001
 Project Manager: Andrew Stehn

MP-14 Port 2 135-140
A164301-09 (Water)

Date Sampled
 10/11/2016 10:10

Analyte	Result	Limit of Detection	Limit of Quantitation	Units	Dilution	Prepared	Analyzed	Method	Qualifiers
---------	--------	--------------------	-----------------------	-------	----------	----------	----------	--------	------------

ECCS

Volatile Organic Compounds by Method 8260 - Purge and Trap

Preparation Batch:A610048

1,1,1,2-Tetrachloroethane	ND	1.1	5.0	ug/L	10	10/20/2016	10/20/2016 23:43	EPA 8260B	
1,1,1-Trichloroethane	ND	1.0	5.0	ug/L	10	10/20/2016	10/20/2016 23:43	EPA 8260B	
1,1,2,2-Tetrachloroethane	ND	0.99	5.0	ug/L	10	10/20/2016	10/20/2016 23:43	EPA 8260B	
1,1,2-Trichloroethane	ND	1.0	5.0	ug/L	10	10/20/2016	10/20/2016 23:43	EPA 8260B	
1,1,2-Trichlorotrifluoroethane	ND	1.3	5.0	ug/L	10	10/20/2016	10/20/2016 23:43	EPA 8260B	
1,1-Dichloroethane	ND	1.2	5.0	ug/L	10	10/20/2016	10/20/2016 23:43	EPA 8260B	
1,1-Dichloroethene	ND	1.4	5.0	ug/L	10	10/20/2016	10/20/2016 23:43	EPA 8260B	
1,1-Dichloropropene	ND	1.1	5.0	ug/L	10	10/20/2016	10/20/2016 23:43	EPA 8260B	
1,2,3-Trichlorobenzene	ND	0.45	20	ug/L	10	10/20/2016	10/20/2016 23:43	EPA 8260B	
1,2,3-Trichloropropane	ND	1.5	10	ug/L	10	10/20/2016	10/20/2016 23:43	EPA 8260B	
1,2,4-Trichlorobenzene	ND	0.77	20	ug/L	10	10/20/2016	10/20/2016 23:43	EPA 8260B	
1,2,4-Trimethylbenzene	ND	0.60	5.0	ug/L	10	10/20/2016	10/20/2016 23:43	EPA 8260B	
1,2-Dibromo-3-chloropropane	ND	2.5	5.0	ug/L	10	10/20/2016	10/20/2016 23:43	EPA 8260B	
1,2-Dibromoethane (EDB)	ND	1.3	5.0	ug/L	10	10/20/2016	10/20/2016 23:43	EPA 8260B	
1,2-Dichlorobenzene	ND	0.76	5.0	ug/L	10	10/20/2016	10/20/2016 23:43	EPA 8260B	
1,2-Dichloroethane	ND	0.78	5.0	ug/L	10	10/20/2016	10/20/2016 23:43	EPA 8260B	
1,2-Dichloropropane	ND	1.0	5.0	ug/L	10	10/20/2016	10/20/2016 23:43	EPA 8260B	
1,3,5-Trimethylbenzene	ND	0.75	5.0	ug/L	10	10/20/2016	10/20/2016 23:43	EPA 8260B	
1,3-Dichlorobenzene	ND	0.96	5.0	ug/L	10	10/20/2016	10/20/2016 23:43	EPA 8260B	
1,3-Dichloropropane	ND	1.1	5.0	ug/L	10	10/20/2016	10/20/2016 23:43	EPA 8260B	
1,4-Dichlorobenzene	ND	0.70	5.0	ug/L	10	10/20/2016	10/20/2016 23:43	EPA 8260B	
2,2-Dichloropropane	ND	1.4	5.0	ug/L	10	10/20/2016	10/20/2016 23:43	EPA 8260B	
2-Butanone	ND	30	200	ug/L	10	10/20/2016	10/20/2016 23:43	EPA 8260B	
2-Chlorotoluene	ND	0.75	5.0	ug/L	10	10/20/2016	10/20/2016 23:43	EPA 8260B	
2-Hexanone	ND	9.5	200	ug/L	10	10/20/2016	10/20/2016 23:43	EPA 8260B	
4-Chlorotoluene	ND	0.73	5.0	ug/L	10	10/20/2016	10/20/2016 23:43	EPA 8260B	
4-Methyl-2-pentanone	ND	7.7	200	ug/L	10	10/20/2016	10/20/2016 23:43	EPA 8260B	
Acetone	ND	34	200	ug/L	10	10/20/2016	10/20/2016 23:43	EPA 8260B	
Benzene	ND	0.89	5.0	ug/L	10	10/20/2016	10/20/2016 23:43	EPA 8260B	
Bromobenzene	ND	0.84	5.0	ug/L	10	10/20/2016	10/20/2016 23:43	EPA 8260B	
Bromochloromethane	ND	3.1	5.0	ug/L	10	10/20/2016	10/20/2016 23:43	EPA 8260B	
Bromodichloromethane	ND	0.77	5.0	ug/L	10	10/20/2016	10/20/2016 23:43	EPA 8260B	
Bromoform	ND	0.88	5.0	ug/L	10	10/20/2016	10/20/2016 23:43	EPA 8260B	
Bromomethane	ND	5.9	50	ug/L	10	10/20/2016	10/20/2016 23:43	EPA 8260B	
Carbon disulfide	3.3	0.53	5.0	ug/L	10	10/20/2016	10/20/2016 23:43	EPA 8260B	HC, J, D
Carbon tetrachloride	ND	0.38	5.0	ug/L	10	10/20/2016	10/20/2016 23:43	EPA 8260B	
Chlorobenzene	ND	0.73	5.0	ug/L	10	10/20/2016	10/20/2016 23:43	EPA 8260B	
Chloroethane	ND	2.5	50	ug/L	10	10/20/2016	10/20/2016 23:43	EPA 8260B	
Chloroform	ND	0.62	5.0	ug/L	10	10/20/2016	10/20/2016 23:43	EPA 8260B	
Chloromethane	12	1.6	20	ug/L	10	10/20/2016	10/20/2016 23:43	EPA 8260B	J, D



2525 Advance Road
Madison, WI 53718
608.221.8700 Phone
608.221.4889 Fax

TRC Environmental Corporation, Inc.
708 Heartland Trail, Ste 3000
Madison WI, 53717

Project: Madison Kipp Corp. Quarterly Sampling
Project Number: 243950.000001
Project Manager: Andrew Stehn

MP-14 Port 2 135-140
A164301-09 (Water)

Date Sampled
10/11/2016 10:10

Analyte	Result	Limit of Detection	Limit of Quantitation	Units	Dilution	Prepared	Analyzed	Method	Qualifiers
---------	--------	--------------------	-----------------------	-------	----------	----------	----------	--------	------------

ECCS

Volatile Organic Compounds by Method 8260 - Purge and Trap

Preparation Batch:A610048

cis-1,2-Dichloroethene	13	1.1	5.0	ug/L	10	10/20/2016	10/20/2016 23:43	EPA 8260B	D
cis-1,3-Dichloropropene	ND	0.61	5.0	ug/L	10	10/20/2016	10/20/2016 23:43	EPA 8260B	
Dibromochloromethane	ND	0.91	5.0	ug/L	10	10/20/2016	10/20/2016 23:43	EPA 8260B	
Dibromomethane	ND	1.4	5.0	ug/L	10	10/20/2016	10/20/2016 23:43	EPA 8260B	
Dichlorodifluoromethane	ND	1.1	5.0	ug/L	10	10/20/2016	10/20/2016 23:43	EPA 8260B	
Diisopropyl Ether	ND	1.5	5.0	ug/L	10	10/20/2016	10/20/2016 23:43	EPA 8260B	
Ethylbenzene	ND	0.54	5.0	ug/L	10	10/20/2016	10/20/2016 23:43	EPA 8260B	
Hexachlorobutadiene	ND	1.3	20	ug/L	10	10/20/2016	10/20/2016 23:43	EPA 8260B	
Isopropylbenzene	ND	0.81	5.0	ug/L	10	10/20/2016	10/20/2016 23:43	EPA 8260B	
m,p-Xylene	ND	0.57	10	ug/L	10	10/20/2016	10/20/2016 23:43	EPA 8260B	
Methyl t-Butyl Ether	ND	1.4	5.0	ug/L	10	10/20/2016	10/20/2016 23:43	EPA 8260B	
Methylene chloride	ND	1.4	20	ug/L	10	10/20/2016	10/20/2016 23:43	EPA 8260B	
Naphthalene	ND	0.88	50	ug/L	10	10/20/2016	10/20/2016 23:43	EPA 8260B	
n-Butyl Benzene	ND	1.4	5.0	ug/L	10	10/20/2016	10/20/2016 23:43	EPA 8260B	
n-Hexane	ND	2.1	5.0	ug/L	10	10/20/2016	10/20/2016 23:43	EPA 8260B	
n-Propyl Benzene	ND	1.0	5.0	ug/L	10	10/20/2016	10/20/2016 23:43	EPA 8260B	
o-Xylene	ND	0.58	5.0	ug/L	10	10/20/2016	10/20/2016 23:43	EPA 8260B	
p-Isopropyltoluene	ND	0.85	5.0	ug/L	10	10/20/2016	10/20/2016 23:43	EPA 8260B	
sec-Butyl Benzene	ND	1.3	5.0	ug/L	10	10/20/2016	10/20/2016 23:43	EPA 8260B	
Styrene	ND	0.65	5.0	ug/L	10	10/20/2016	10/20/2016 23:43	EPA 8260B	
tert-Butylbenzene	ND	1.2	5.0	ug/L	10	10/20/2016	10/20/2016 23:43	EPA 8260B	
Tetrachloroethene	250	0.81	5.0	ug/L	10	10/20/2016	10/20/2016 23:43	EPA 8260B	D
Tetrahydrofuran	ND	12	100	ug/L	10	10/20/2016	10/20/2016 23:43	EPA 8260B	
Toluene	1.4	0.53	5.0	ug/L	10	10/20/2016	10/20/2016 23:43	EPA 8260B	J, D
trans-1,2-Dichloroethene	ND	1.1	5.0	ug/L	10	10/20/2016	10/20/2016 23:43	EPA 8260B	
trans-1,3-Dichloropropene	ND	0.96	5.0	ug/L	10	10/20/2016	10/20/2016 23:43	EPA 8260B	
Trichloroethene	25	0.62	5.0	ug/L	10	10/20/2016	10/20/2016 23:43	EPA 8260B	D
Trichlorofluoromethane	ND	1.3	5.0	ug/L	10	10/20/2016	10/20/2016 23:43	EPA 8260B	
Vinyl chloride	ND	1.6	5.0	ug/L	10	10/20/2016	10/20/2016 23:43	EPA 8260B	
<i>Surrogate: Dibromofluoromethane</i>			123 %	60-140		10/20/2016	10/20/2016 23:43	EPA 8260B	
<i>Surrogate: Toluene-d8</i>			97.6 %	60-140		10/20/2016	10/20/2016 23:43	EPA 8260B	
<i>Surrogate: 4-Bromofluorobenzene</i>			102 %	60-140		10/20/2016	10/20/2016 23:43	EPA 8260B	



2525 Advance Road
 Madison, WI 53718
 608.221.8700 Phone
 608.221.4889 Fax

TRC Environmental Corporation, Inc.
 708 Heartland Trail, Ste 3000
 Madison WI, 53717

Project: Madison Kipp Corp. Quarterly Sampling
 Project Number: 243950.000001
 Project Manager: Andrew Stehn

MP-14 Port 3 100-105
A164301-10 (Water)

Date Sampled
 10/11/2016 10:30

Analyte	Result	Limit of Detection	Limit of Quantitation	Units	Dilution	Prepared	Analyzed	Method	Qualifiers
---------	--------	--------------------	-----------------------	-------	----------	----------	----------	--------	------------

ECCS

Volatile Organic Compounds by Method 8260 - Purge and Trap

Preparation Batch:A610048

1,1,1,2-Tetrachloroethane	ND	0.11	0.50	ug/L	1	10/20/2016	10/20/2016 16:55	EPA 8260B	
1,1,1-Trichloroethane	ND	0.10	0.50	ug/L	1	10/20/2016	10/20/2016 16:55	EPA 8260B	
1,1,2,2-Tetrachloroethane	ND	0.099	0.50	ug/L	1	10/20/2016	10/20/2016 16:55	EPA 8260B	
1,1,2-Trichloroethane	ND	0.10	0.50	ug/L	1	10/20/2016	10/20/2016 16:55	EPA 8260B	
1,1,2-Trichlorotrifluoroethane	ND	0.13	0.50	ug/L	1	10/20/2016	10/20/2016 16:55	EPA 8260B	
1,1-Dichloroethane	ND	0.12	0.50	ug/L	1	10/20/2016	10/20/2016 16:55	EPA 8260B	
1,1-Dichloroethene	ND	0.14	0.50	ug/L	1	10/20/2016	10/20/2016 16:55	EPA 8260B	
1,1-Dichloropropene	ND	0.11	0.50	ug/L	1	10/20/2016	10/20/2016 16:55	EPA 8260B	
1,2,3-Trichlorobenzene	ND	0.045	2.0	ug/L	1	10/20/2016	10/20/2016 16:55	EPA 8260B	
1,2,3-Trichloropropane	ND	0.15	1.0	ug/L	1	10/20/2016	10/20/2016 16:55	EPA 8260B	
1,2,4-Trichlorobenzene	ND	0.077	2.0	ug/L	1	10/20/2016	10/20/2016 16:55	EPA 8260B	
1,2,4-Trimethylbenzene	ND	0.060	0.50	ug/L	1	10/20/2016	10/20/2016 16:55	EPA 8260B	
1,2-Dibromo-3-chloropropane	ND	0.25	0.50	ug/L	1	10/20/2016	10/20/2016 16:55	EPA 8260B	
1,2-Dibromoethane (EDB)	ND	0.13	0.50	ug/L	1	10/20/2016	10/20/2016 16:55	EPA 8260B	
1,2-Dichlorobenzene	ND	0.076	0.50	ug/L	1	10/20/2016	10/20/2016 16:55	EPA 8260B	
1,2-Dichloroethane	ND	0.078	0.50	ug/L	1	10/20/2016	10/20/2016 16:55	EPA 8260B	
1,2-Dichloropropane	ND	0.10	0.50	ug/L	1	10/20/2016	10/20/2016 16:55	EPA 8260B	
1,3,5-Trimethylbenzene	ND	0.075	0.50	ug/L	1	10/20/2016	10/20/2016 16:55	EPA 8260B	
1,3-Dichlorobenzene	ND	0.096	0.50	ug/L	1	10/20/2016	10/20/2016 16:55	EPA 8260B	
1,3-Dichloropropane	ND	0.11	0.50	ug/L	1	10/20/2016	10/20/2016 16:55	EPA 8260B	
1,4-Dichlorobenzene	ND	0.070	0.50	ug/L	1	10/20/2016	10/20/2016 16:55	EPA 8260B	
2,2-Dichloropropane	ND	0.14	0.50	ug/L	1	10/20/2016	10/20/2016 16:55	EPA 8260B	
2-Butanone	ND	3.0	20	ug/L	1	10/20/2016	10/20/2016 16:55	EPA 8260B	
2-Chlorotoluene	ND	0.075	0.50	ug/L	1	10/20/2016	10/20/2016 16:55	EPA 8260B	
2-Hexanone	ND	0.95	20	ug/L	1	10/20/2016	10/20/2016 16:55	EPA 8260B	
4-Chlorotoluene	ND	0.073	0.50	ug/L	1	10/20/2016	10/20/2016 16:55	EPA 8260B	
4-Methyl-2-pentanone	ND	0.77	20	ug/L	1	10/20/2016	10/20/2016 16:55	EPA 8260B	
Acetone	ND	3.4	20	ug/L	1	10/20/2016	10/20/2016 16:55	EPA 8260B	
Benzene	ND	0.089	0.50	ug/L	1	10/20/2016	10/20/2016 16:55	EPA 8260B	
Bromobenzene	ND	0.084	0.50	ug/L	1	10/20/2016	10/20/2016 16:55	EPA 8260B	
Bromochloromethane	ND	0.31	0.50	ug/L	1	10/20/2016	10/20/2016 16:55	EPA 8260B	
Bromodichloromethane	ND	0.077	0.50	ug/L	1	10/20/2016	10/20/2016 16:55	EPA 8260B	
Bromoform	ND	0.088	0.50	ug/L	1	10/20/2016	10/20/2016 16:55	EPA 8260B	
Bromomethane	ND	0.59	5.0	ug/L	1	10/20/2016	10/20/2016 16:55	EPA 8260B	
Carbon disulfide	ND	0.053	0.50	ug/L	1	10/20/2016	10/20/2016 16:55	EPA 8260B	
Carbon tetrachloride	ND	0.038	0.50	ug/L	1	10/20/2016	10/20/2016 16:55	EPA 8260B	
Chlorobenzene	ND	0.073	0.50	ug/L	1	10/20/2016	10/20/2016 16:55	EPA 8260B	
Chloroethane	ND	0.25	5.0	ug/L	1	10/20/2016	10/20/2016 16:55	EPA 8260B	
Chloroform	ND	0.062	0.50	ug/L	1	10/20/2016	10/20/2016 16:55	EPA 8260B	



2525 Advance Road
Madison, WI 53718
608.221.8700 Phone
608.221.4889 Fax

TRC Environmental Corporation, Inc.
708 Heartland Trail, Ste 3000
Madison WI, 53717

Project: Madison Kipp Corp. Quarterly Sampling
Project Number: 243950.000001
Project Manager: Andrew Stehn

MP-14 Port 3 100-105
A164301-10 (Water)

Date Sampled
10/11/2016 10:30

Analyte	Result	Limit of Detection	Limit of Quantitation	Units	Dilution	Prepared	Analyzed	Method	Qualifiers
---------	--------	--------------------	-----------------------	-------	----------	----------	----------	--------	------------

ECCS

Volatile Organic Compounds by Method 8260 - Purge and Trap

Preparation Batch:A610048

Chloromethane	ND	0.16	2.0	ug/L	1	10/20/2016	10/20/2016 16:55	EPA 8260B	
cis-1,2-Dichloroethene	ND	0.11	0.50	ug/L	1	10/20/2016	10/20/2016 16:55	EPA 8260B	
cis-1,3-Dichloropropene	ND	0.061	0.50	ug/L	1	10/20/2016	10/20/2016 16:55	EPA 8260B	
Dibromochloromethane	ND	0.091	0.50	ug/L	1	10/20/2016	10/20/2016 16:55	EPA 8260B	
Dibromomethane	ND	0.14	0.50	ug/L	1	10/20/2016	10/20/2016 16:55	EPA 8260B	
Dichlorodifluoromethane	ND	0.11	0.50	ug/L	1	10/20/2016	10/20/2016 16:55	EPA 8260B	
Diisopropyl Ether	ND	0.15	0.50	ug/L	1	10/20/2016	10/20/2016 16:55	EPA 8260B	
Ethylbenzene	ND	0.054	0.50	ug/L	1	10/20/2016	10/20/2016 16:55	EPA 8260B	
Hexachlorobutadiene	ND	0.13	2.0	ug/L	1	10/20/2016	10/20/2016 16:55	EPA 8260B	
Isopropylbenzene	ND	0.081	0.50	ug/L	1	10/20/2016	10/20/2016 16:55	EPA 8260B	
m,p-Xylene	ND	0.057	1.0	ug/L	1	10/20/2016	10/20/2016 16:55	EPA 8260B	
Methyl t-Butyl Ether	ND	0.14	0.50	ug/L	1	10/20/2016	10/20/2016 16:55	EPA 8260B	
Methylene chloride	ND	0.14	2.0	ug/L	1	10/20/2016	10/20/2016 16:55	EPA 8260B	
Naphthalene	ND	0.088	5.0	ug/L	1	10/20/2016	10/20/2016 16:55	EPA 8260B	
n-Butyl Benzene	ND	0.14	0.50	ug/L	1	10/20/2016	10/20/2016 16:55	EPA 8260B	
n-Hexane	ND	0.21	0.50	ug/L	1	10/20/2016	10/20/2016 16:55	EPA 8260B	
n-Propyl Benzene	ND	0.10	0.50	ug/L	1	10/20/2016	10/20/2016 16:55	EPA 8260B	
o-Xylene	ND	0.058	0.50	ug/L	1	10/20/2016	10/20/2016 16:55	EPA 8260B	
p-Isopropyltoluene	ND	0.085	0.50	ug/L	1	10/20/2016	10/20/2016 16:55	EPA 8260B	
sec-Butyl Benzene	ND	0.13	0.50	ug/L	1	10/20/2016	10/20/2016 16:55	EPA 8260B	
Styrene	ND	0.065	0.50	ug/L	1	10/20/2016	10/20/2016 16:55	EPA 8260B	
tert-Butylbenzene	ND	0.12	0.50	ug/L	1	10/20/2016	10/20/2016 16:55	EPA 8260B	
Tetrachloroethene	0.54	0.081	0.50	ug/L	1	10/20/2016	10/20/2016 16:55	EPA 8260B	
Tetrahydrofuran	ND	1.2	10	ug/L	1	10/20/2016	10/20/2016 16:55	EPA 8260B	
Toluene	0.10	0.053	0.50	ug/L	1	10/20/2016	10/20/2016 16:55	EPA 8260B	J
trans-1,2-Dichloroethene	ND	0.11	0.50	ug/L	1	10/20/2016	10/20/2016 16:55	EPA 8260B	
trans-1,3-Dichloropropene	ND	0.096	0.50	ug/L	1	10/20/2016	10/20/2016 16:55	EPA 8260B	
Trichloroethene	ND	0.062	0.50	ug/L	1	10/20/2016	10/20/2016 16:55	EPA 8260B	
Trichlorofluoromethane	ND	0.13	0.50	ug/L	1	10/20/2016	10/20/2016 16:55	EPA 8260B	
Vinyl chloride	ND	0.16	0.50	ug/L	1	10/20/2016	10/20/2016 16:55	EPA 8260B	
Surrogate: Dibromofluoromethane			104 %	60-140		10/20/2016	10/20/2016 16:55	EPA 8260B	
Surrogate: Toluene-d8			98.9 %	60-140		10/20/2016	10/20/2016 16:55	EPA 8260B	
Surrogate: 4-Bromofluorobenzene			97.9 %	60-140		10/20/2016	10/20/2016 16:55	EPA 8260B	



2525 Advance Road
 Madison, WI 53718
 608.221.8700 Phone
 608.221.4889 Fax

TRC Environmental Corporation, Inc.
 708 Heartland Trail, Ste 3000
 Madison WI, 53717

Project: Madison Kipp Corp. Quarterly Sampling
 Project Number: 243950.000001
 Project Manager: Andrew Stehn

MP-15 Port 1 177-187
A164301-11 (Water)

Date Sampled
 10/10/2016 15:15

Analyte	Result	Limit of Detection	Limit of Quantitation	Units	Dilution	Prepared	Analyzed	Method	Qualifiers
---------	--------	--------------------	-----------------------	-------	----------	----------	----------	--------	------------

ECCS

Volatile Organic Compounds by Method 8260 - Purge and Trap

Preparation Batch:A610048

1,1,1,2-Tetrachloroethane	ND	0.11	0.50	ug/L	1	10/20/2016	10/20/2016 18:16	EPA 8260B	
1,1,1-Trichloroethane	ND	0.10	0.50	ug/L	1	10/20/2016	10/20/2016 18:16	EPA 8260B	
1,1,2,2-Tetrachloroethane	ND	0.099	0.50	ug/L	1	10/20/2016	10/20/2016 18:16	EPA 8260B	
1,1,2-Trichloroethane	ND	0.10	0.50	ug/L	1	10/20/2016	10/20/2016 18:16	EPA 8260B	
1,1,2-Trichlorotrifluoroethane	ND	0.13	0.50	ug/L	1	10/20/2016	10/20/2016 18:16	EPA 8260B	
1,1-Dichloroethane	ND	0.12	0.50	ug/L	1	10/20/2016	10/20/2016 18:16	EPA 8260B	
1,1-Dichloroethene	ND	0.14	0.50	ug/L	1	10/20/2016	10/20/2016 18:16	EPA 8260B	
1,1-Dichloropropene	ND	0.11	0.50	ug/L	1	10/20/2016	10/20/2016 18:16	EPA 8260B	
1,2,3-Trichlorobenzene	ND	0.045	2.0	ug/L	1	10/20/2016	10/20/2016 18:16	EPA 8260B	
1,2,3-Trichloropropane	ND	0.15	1.0	ug/L	1	10/20/2016	10/20/2016 18:16	EPA 8260B	
1,2,4-Trichlorobenzene	ND	0.077	2.0	ug/L	1	10/20/2016	10/20/2016 18:16	EPA 8260B	
1,2,4-Trimethylbenzene	ND	0.060	0.50	ug/L	1	10/20/2016	10/20/2016 18:16	EPA 8260B	
1,2-Dibromo-3-chloropropane	ND	0.25	0.50	ug/L	1	10/20/2016	10/20/2016 18:16	EPA 8260B	
1,2-Dibromoethane (EDB)	ND	0.13	0.50	ug/L	1	10/20/2016	10/20/2016 18:16	EPA 8260B	
1,2-Dichlorobenzene	ND	0.076	0.50	ug/L	1	10/20/2016	10/20/2016 18:16	EPA 8260B	
1,2-Dichloroethane	ND	0.078	0.50	ug/L	1	10/20/2016	10/20/2016 18:16	EPA 8260B	
1,2-Dichloropropane	ND	0.10	0.50	ug/L	1	10/20/2016	10/20/2016 18:16	EPA 8260B	
1,3,5-Trimethylbenzene	ND	0.075	0.50	ug/L	1	10/20/2016	10/20/2016 18:16	EPA 8260B	
1,3-Dichlorobenzene	ND	0.096	0.50	ug/L	1	10/20/2016	10/20/2016 18:16	EPA 8260B	
1,3-Dichloropropane	ND	0.11	0.50	ug/L	1	10/20/2016	10/20/2016 18:16	EPA 8260B	
1,4-Dichlorobenzene	ND	0.070	0.50	ug/L	1	10/20/2016	10/20/2016 18:16	EPA 8260B	
2,2-Dichloropropane	ND	0.14	0.50	ug/L	1	10/20/2016	10/20/2016 18:16	EPA 8260B	
2-Butanone	ND	3.0	20	ug/L	1	10/20/2016	10/20/2016 18:16	EPA 8260B	
2-Chlorotoluene	ND	0.075	0.50	ug/L	1	10/20/2016	10/20/2016 18:16	EPA 8260B	
2-Hexanone	ND	0.95	20	ug/L	1	10/20/2016	10/20/2016 18:16	EPA 8260B	
4-Chlorotoluene	ND	0.073	0.50	ug/L	1	10/20/2016	10/20/2016 18:16	EPA 8260B	
4-Methyl-2-pentanone	ND	0.77	20	ug/L	1	10/20/2016	10/20/2016 18:16	EPA 8260B	
Acetone	ND	3.4	20	ug/L	1	10/20/2016	10/20/2016 18:16	EPA 8260B	
Benzene	ND	0.089	0.50	ug/L	1	10/20/2016	10/20/2016 18:16	EPA 8260B	
Bromobenzene	ND	0.084	0.50	ug/L	1	10/20/2016	10/20/2016 18:16	EPA 8260B	
Bromochloromethane	ND	0.31	0.50	ug/L	1	10/20/2016	10/20/2016 18:16	EPA 8260B	
Bromodichloromethane	ND	0.077	0.50	ug/L	1	10/20/2016	10/20/2016 18:16	EPA 8260B	
Bromoform	ND	0.088	0.50	ug/L	1	10/20/2016	10/20/2016 18:16	EPA 8260B	
Bromomethane	ND	0.59	5.0	ug/L	1	10/20/2016	10/20/2016 18:16	EPA 8260B	
Carbon disulfide	ND	0.053	0.50	ug/L	1	10/20/2016	10/20/2016 18:16	EPA 8260B	
Carbon tetrachloride	ND	0.038	0.50	ug/L	1	10/20/2016	10/20/2016 18:16	EPA 8260B	
Chlorobenzene	ND	0.073	0.50	ug/L	1	10/20/2016	10/20/2016 18:16	EPA 8260B	
Chloroethane	ND	0.25	5.0	ug/L	1	10/20/2016	10/20/2016 18:16	EPA 8260B	
Chloroform	ND	0.062	0.50	ug/L	1	10/20/2016	10/20/2016 18:16	EPA 8260B	



2525 Advance Road
 Madison, WI 53718
 608.221.8700 Phone
 608.221.4889 Fax

TRC Environmental Corporation, Inc.
 708 Heartland Trail, Ste 3000
 Madison WI, 53717

Project: Madison Kipp Corp. Quarterly Sampling
 Project Number: 243950.000001
 Project Manager: Andrew Stehn

MP-15 Port 1 177-187
A164301-11 (Water)

Date Sampled
 10/10/2016 15:15

Analyte	Result	Limit of Detection	Limit of Quantitation	Units	Dilution	Prepared	Analyzed	Method	Qualifiers
---------	--------	--------------------	-----------------------	-------	----------	----------	----------	--------	------------

ECCS

Volatile Organic Compounds by Method 8260 - Purge and Trap

Preparation Batch:A610048

Chloromethane	ND	0.16	2.0	ug/L	1	10/20/2016	10/20/2016 18:16	EPA 8260B	
cis-1,2-Dichloroethene	0.60	0.11	0.50	ug/L	1	10/20/2016	10/20/2016 18:16	EPA 8260B	
cis-1,3-Dichloropropene	ND	0.061	0.50	ug/L	1	10/20/2016	10/20/2016 18:16	EPA 8260B	
Dibromochloromethane	ND	0.091	0.50	ug/L	1	10/20/2016	10/20/2016 18:16	EPA 8260B	
Dibromomethane	ND	0.14	0.50	ug/L	1	10/20/2016	10/20/2016 18:16	EPA 8260B	
Dichlorodifluoromethane	ND	0.11	0.50	ug/L	1	10/20/2016	10/20/2016 18:16	EPA 8260B	
Diisopropyl Ether	ND	0.15	0.50	ug/L	1	10/20/2016	10/20/2016 18:16	EPA 8260B	
Ethylbenzene	ND	0.054	0.50	ug/L	1	10/20/2016	10/20/2016 18:16	EPA 8260B	
Hexachlorobutadiene	ND	0.13	2.0	ug/L	1	10/20/2016	10/20/2016 18:16	EPA 8260B	
Isopropylbenzene	ND	0.081	0.50	ug/L	1	10/20/2016	10/20/2016 18:16	EPA 8260B	
m,p-Xylene	ND	0.057	1.0	ug/L	1	10/20/2016	10/20/2016 18:16	EPA 8260B	
Methyl t-Butyl Ether	ND	0.14	0.50	ug/L	1	10/20/2016	10/20/2016 18:16	EPA 8260B	
Methylene chloride	ND	0.14	2.0	ug/L	1	10/20/2016	10/20/2016 18:16	EPA 8260B	
Naphthalene	ND	0.088	5.0	ug/L	1	10/20/2016	10/20/2016 18:16	EPA 8260B	
n-Butyl Benzene	ND	0.14	0.50	ug/L	1	10/20/2016	10/20/2016 18:16	EPA 8260B	
n-Hexane	ND	0.21	0.50	ug/L	1	10/20/2016	10/20/2016 18:16	EPA 8260B	
n-Propyl Benzene	ND	0.10	0.50	ug/L	1	10/20/2016	10/20/2016 18:16	EPA 8260B	
o-Xylene	ND	0.058	0.50	ug/L	1	10/20/2016	10/20/2016 18:16	EPA 8260B	
p-Isopropyltoluene	ND	0.085	0.50	ug/L	1	10/20/2016	10/20/2016 18:16	EPA 8260B	
sec-Butyl Benzene	ND	0.13	0.50	ug/L	1	10/20/2016	10/20/2016 18:16	EPA 8260B	
Styrene	ND	0.065	0.50	ug/L	1	10/20/2016	10/20/2016 18:16	EPA 8260B	
tert-Butylbenzene	ND	0.12	0.50	ug/L	1	10/20/2016	10/20/2016 18:16	EPA 8260B	
Tetrachloroethene	10	0.081	0.50	ug/L	1	10/20/2016	10/20/2016 18:16	EPA 8260B	
Tetrahydrofuran	ND	1.2	10	ug/L	1	10/20/2016	10/20/2016 18:16	EPA 8260B	
Toluene	0.11	0.053	0.50	ug/L	1	10/20/2016	10/20/2016 18:16	EPA 8260B	J
trans-1,2-Dichloroethene	ND	0.11	0.50	ug/L	1	10/20/2016	10/20/2016 18:16	EPA 8260B	
trans-1,3-Dichloropropene	ND	0.096	0.50	ug/L	1	10/20/2016	10/20/2016 18:16	EPA 8260B	
Trichloroethene	1.4	0.062	0.50	ug/L	1	10/20/2016	10/20/2016 18:16	EPA 8260B	
Trichlorofluoromethane	ND	0.13	0.50	ug/L	1	10/20/2016	10/20/2016 18:16	EPA 8260B	
Vinyl chloride	ND	0.16	0.50	ug/L	1	10/20/2016	10/20/2016 18:16	EPA 8260B	
<i>Surrogate: Dibromofluoromethane</i>			109 %	60-140		10/20/2016	10/20/2016 18:16	EPA 8260B	
<i>Surrogate: Toluene-d8</i>			96.4 %	60-140		10/20/2016	10/20/2016 18:16	EPA 8260B	
<i>Surrogate: 4-Bromofluorobenzene</i>			101 %	60-140		10/20/2016	10/20/2016 18:16	EPA 8260B	



2525 Advance Road
Madison, WI 53718
608.221.8700 Phone
608.221.4889 Fax

TRC Environmental Corporation, Inc.
708 Heartland Trail, Ste 3000
Madison WI, 53717

Project: Madison Kipp Corp. Quarterly Sampling
Project Number: 243950.000001
Project Manager: Andrew Stehn

MP-15 Port 2 142-146
A164301-12 (Water)

Date Sampled
10/10/2016 15:35

Analyte	Result	Limit of Detection	Limit of Quantitation	Units	Dilution	Prepared	Analyzed	Method	Qualifiers
---------	--------	--------------------	-----------------------	-------	----------	----------	----------	--------	------------

ECCS

Volatile Organic Compounds by Method 8260 - Purge and Trap

Preparation Batch:A610048

1,1,1,2-Tetrachloroethane	ND	4.4	20	ug/L	40	10/20/2016	10/21/2016 00:10	EPA 8260B	
1,1,1-Trichloroethane	ND	4.0	20	ug/L	40	10/20/2016	10/21/2016 00:10	EPA 8260B	
1,1,2,2-Tetrachloroethane	ND	4.0	20	ug/L	40	10/20/2016	10/21/2016 00:10	EPA 8260B	
1,1,2-Trichloroethane	ND	4.0	20	ug/L	40	10/20/2016	10/21/2016 00:10	EPA 8260B	
1,1,2-Trichlorotrifluoroethane	ND	5.2	20	ug/L	40	10/20/2016	10/21/2016 00:10	EPA 8260B	
1,1-Dichloroethane	ND	4.8	20	ug/L	40	10/20/2016	10/21/2016 00:10	EPA 8260B	
1,1-Dichloroethene	ND	5.6	20	ug/L	40	10/20/2016	10/21/2016 00:10	EPA 8260B	
1,1-Dichloropropene	ND	4.4	20	ug/L	40	10/20/2016	10/21/2016 00:10	EPA 8260B	
1,2,3-Trichlorobenzene	ND	1.8	80	ug/L	40	10/20/2016	10/21/2016 00:10	EPA 8260B	
1,2,3-Trichloropropane	ND	6.0	40	ug/L	40	10/20/2016	10/21/2016 00:10	EPA 8260B	
1,2,4-Trichlorobenzene	ND	3.1	80	ug/L	40	10/20/2016	10/21/2016 00:10	EPA 8260B	
1,2,4-Trimethylbenzene	ND	2.4	20	ug/L	40	10/20/2016	10/21/2016 00:10	EPA 8260B	
1,2-Dibromo-3-chloropropane	ND	10	20	ug/L	40	10/20/2016	10/21/2016 00:10	EPA 8260B	
1,2-Dibromoethane (EDB)	ND	5.2	20	ug/L	40	10/20/2016	10/21/2016 00:10	EPA 8260B	
1,2-Dichlorobenzene	ND	3.0	20	ug/L	40	10/20/2016	10/21/2016 00:10	EPA 8260B	
1,2-Dichloroethane	ND	3.1	20	ug/L	40	10/20/2016	10/21/2016 00:10	EPA 8260B	
1,2-Dichloropropane	ND	4.0	20	ug/L	40	10/20/2016	10/21/2016 00:10	EPA 8260B	
1,3,5-Trimethylbenzene	ND	3.0	20	ug/L	40	10/20/2016	10/21/2016 00:10	EPA 8260B	
1,3-Dichlorobenzene	ND	3.8	20	ug/L	40	10/20/2016	10/21/2016 00:10	EPA 8260B	
1,3-Dichloropropane	ND	4.4	20	ug/L	40	10/20/2016	10/21/2016 00:10	EPA 8260B	
1,4-Dichlorobenzene	ND	2.8	20	ug/L	40	10/20/2016	10/21/2016 00:10	EPA 8260B	
2,2-Dichloropropane	ND	5.6	20	ug/L	40	10/20/2016	10/21/2016 00:10	EPA 8260B	
2-Butanone	ND	120	800	ug/L	40	10/20/2016	10/21/2016 00:10	EPA 8260B	
2-Chlorotoluene	ND	3.0	20	ug/L	40	10/20/2016	10/21/2016 00:10	EPA 8260B	
2-Hexanone	ND	38	800	ug/L	40	10/20/2016	10/21/2016 00:10	EPA 8260B	
4-Chlorotoluene	ND	2.9	20	ug/L	40	10/20/2016	10/21/2016 00:10	EPA 8260B	
4-Methyl-2-pentanone	ND	31	800	ug/L	40	10/20/2016	10/21/2016 00:10	EPA 8260B	
Acetone	ND	140	800	ug/L	40	10/20/2016	10/21/2016 00:10	EPA 8260B	
Benzene	ND	3.6	20	ug/L	40	10/20/2016	10/21/2016 00:10	EPA 8260B	
Bromobenzene	ND	3.4	20	ug/L	40	10/20/2016	10/21/2016 00:10	EPA 8260B	
Bromochloromethane	ND	12	20	ug/L	40	10/20/2016	10/21/2016 00:10	EPA 8260B	
Bromodichloromethane	ND	3.1	20	ug/L	40	10/20/2016	10/21/2016 00:10	EPA 8260B	
Bromoform	ND	3.5	20	ug/L	40	10/20/2016	10/21/2016 00:10	EPA 8260B	
Bromomethane	ND	24	200	ug/L	40	10/20/2016	10/21/2016 00:10	EPA 8260B	
Carbon disulfide	10	2.1	20	ug/L	40	10/20/2016	10/21/2016 00:10	EPA 8260B	HC, J, D
Carbon tetrachloride	ND	1.5	20	ug/L	40	10/20/2016	10/21/2016 00:10	EPA 8260B	
Chlorobenzene	ND	2.9	20	ug/L	40	10/20/2016	10/21/2016 00:10	EPA 8260B	
Chloroethane	ND	10	200	ug/L	40	10/20/2016	10/21/2016 00:10	EPA 8260B	
Chloroform	ND	2.5	20	ug/L	40	10/20/2016	10/21/2016 00:10	EPA 8260B	
Chloromethane	35	6.4	80	ug/L	40	10/20/2016	10/21/2016 00:10	EPA 8260B	J, D



2525 Advance Road
Madison, WI 53718
608.221.8700 Phone
608.221.4889 Fax

TRC Environmental Corporation, Inc.
708 Heartland Trail, Ste 3000
Madison WI, 53717

Project: Madison Kipp Corp. Quarterly Sampling
Project Number: 243950.000001
Project Manager: Andrew Stehn

MP-15 Port 2 142-146
A164301-12 (Water)

Date Sampled
10/10/2016 15:35

Analyte	Result	Limit of Detection	Limit of Quantitation	Units	Dilution	Prepared	Analyzed	Method	Qualifiers
---------	--------	--------------------	-----------------------	-------	----------	----------	----------	--------	------------

ECCS

Volatile Organic Compounds by Method 8260 - Purge and Trap

Preparation Batch:A610048

cis-1,2-Dichloroethene	180	4.4	20	ug/L	40	10/20/2016	10/21/2016 00:10	EPA 8260B	D
cis-1,3-Dichloropropene	ND	2.4	20	ug/L	40	10/20/2016	10/21/2016 00:10	EPA 8260B	
Dibromochloromethane	ND	3.6	20	ug/L	40	10/20/2016	10/21/2016 00:10	EPA 8260B	
Dibromomethane	ND	5.6	20	ug/L	40	10/20/2016	10/21/2016 00:10	EPA 8260B	
Dichlorodifluoromethane	ND	4.4	20	ug/L	40	10/20/2016	10/21/2016 00:10	EPA 8260B	
Diisopropyl Ether	ND	6.0	20	ug/L	40	10/20/2016	10/21/2016 00:10	EPA 8260B	
Ethylbenzene	ND	2.2	20	ug/L	40	10/20/2016	10/21/2016 00:10	EPA 8260B	
Hexachlorobutadiene	ND	5.2	80	ug/L	40	10/20/2016	10/21/2016 00:10	EPA 8260B	
Isopropylbenzene	ND	3.2	20	ug/L	40	10/20/2016	10/21/2016 00:10	EPA 8260B	
m,p-Xylene	ND	2.3	40	ug/L	40	10/20/2016	10/21/2016 00:10	EPA 8260B	
Methyl t-Butyl Ether	ND	5.6	20	ug/L	40	10/20/2016	10/21/2016 00:10	EPA 8260B	
Methylene chloride	ND	5.6	80	ug/L	40	10/20/2016	10/21/2016 00:10	EPA 8260B	
Naphthalene	ND	3.5	200	ug/L	40	10/20/2016	10/21/2016 00:10	EPA 8260B	
n-Butyl Benzene	ND	5.6	20	ug/L	40	10/20/2016	10/21/2016 00:10	EPA 8260B	
n-Hexane	15	8.4	20	ug/L	40	10/20/2016	10/21/2016 00:10	EPA 8260B	J, D
n-Propyl Benzene	ND	4.0	20	ug/L	40	10/20/2016	10/21/2016 00:10	EPA 8260B	
o-Xylene	ND	2.3	20	ug/L	40	10/20/2016	10/21/2016 00:10	EPA 8260B	
p-Isopropyltoluene	ND	3.4	20	ug/L	40	10/20/2016	10/21/2016 00:10	EPA 8260B	
sec-Butyl Benzene	ND	5.2	20	ug/L	40	10/20/2016	10/21/2016 00:10	EPA 8260B	
Styrene	ND	2.6	20	ug/L	40	10/20/2016	10/21/2016 00:10	EPA 8260B	
tert-Butylbenzene	ND	4.8	20	ug/L	40	10/20/2016	10/21/2016 00:10	EPA 8260B	
Tetrachloroethene	1300	3.2	20	ug/L	40	10/20/2016	10/21/2016 00:10	EPA 8260B	D
Tetrahydrofuran	ND	48	400	ug/L	40	10/20/2016	10/21/2016 00:10	EPA 8260B	
Toluene	4.8	2.1	20	ug/L	40	10/20/2016	10/21/2016 00:10	EPA 8260B	J, D
trans-1,2-Dichloroethene	ND	4.4	20	ug/L	40	10/20/2016	10/21/2016 00:10	EPA 8260B	
trans-1,3-Dichloropropene	ND	3.8	20	ug/L	40	10/20/2016	10/21/2016 00:10	EPA 8260B	
Trichloroethene	170	2.5	20	ug/L	40	10/20/2016	10/21/2016 00:10	EPA 8260B	D
Trichlorofluoromethane	ND	5.2	20	ug/L	40	10/20/2016	10/21/2016 00:10	EPA 8260B	
Vinyl chloride	ND	6.4	20	ug/L	40	10/20/2016	10/21/2016 00:10	EPA 8260B	
Surrogate: Dibromofluoromethane			118 %	60-140		10/20/2016	10/21/2016 00:10	EPA 8260B	
Surrogate: Toluene-d8			101 %	60-140		10/20/2016	10/21/2016 00:10	EPA 8260B	
Surrogate: 4-Bromofluorobenzene			100 %	60-140		10/20/2016	10/21/2016 00:10	EPA 8260B	



2525 Advance Road
Madison, WI 53718
608.221.8700 Phone
608.221.4889 Fax

TRC Environmental Corporation, Inc.
708 Heartland Trail, Ste 3000
Madison WI, 53717

Project: Madison Kipp Corp. Quarterly Sampling
Project Number: 243950.000001
Project Manager: Andrew Stehn

MP-15 Port 3 120-125
A164301-13 (Water)

Date Sampled
10/10/2016 15:55

Analyte	Result	Limit of Detection	Limit of Quantitation	Units	Dilution	Prepared	Analyzed	Method	Qualifiers
---------	--------	--------------------	-----------------------	-------	----------	----------	----------	--------	------------

ECCS

Volatile Organic Compounds by Method 8260 - Purge and Trap

Preparation Batch:A610048

1,1,1,2-Tetrachloroethane	ND	11	50	ug/L	100	10/20/2016	10/21/2016 00:38	EPA 8260B	
1,1,1-Trichloroethane	ND	10	50	ug/L	100	10/20/2016	10/21/2016 00:38	EPA 8260B	
1,1,2,2-Tetrachloroethane	ND	9.9	50	ug/L	100	10/20/2016	10/21/2016 00:38	EPA 8260B	
1,1,2-Trichloroethane	ND	10	50	ug/L	100	10/20/2016	10/21/2016 00:38	EPA 8260B	
1,1,2-Trichlorotrifluoroethane	ND	13	50	ug/L	100	10/20/2016	10/21/2016 00:38	EPA 8260B	
1,1-Dichloroethane	ND	12	50	ug/L	100	10/20/2016	10/21/2016 00:38	EPA 8260B	
1,1-Dichloroethene	ND	14	50	ug/L	100	10/20/2016	10/21/2016 00:38	EPA 8260B	
1,1-Dichloropropene	ND	11	50	ug/L	100	10/20/2016	10/21/2016 00:38	EPA 8260B	
1,2,3-Trichlorobenzene	ND	4.5	200	ug/L	100	10/20/2016	10/21/2016 00:38	EPA 8260B	
1,2,3-Trichloropropane	ND	15	100	ug/L	100	10/20/2016	10/21/2016 00:38	EPA 8260B	
1,2,4-Trichlorobenzene	ND	7.7	200	ug/L	100	10/20/2016	10/21/2016 00:38	EPA 8260B	
1,2,4-Trimethylbenzene	ND	6.0	50	ug/L	100	10/20/2016	10/21/2016 00:38	EPA 8260B	
1,2-Dibromo-3-chloropropane	ND	25	50	ug/L	100	10/20/2016	10/21/2016 00:38	EPA 8260B	
1,2-Dibromoethane (EDB)	ND	13	50	ug/L	100	10/20/2016	10/21/2016 00:38	EPA 8260B	
1,2-Dichlorobenzene	ND	7.6	50	ug/L	100	10/20/2016	10/21/2016 00:38	EPA 8260B	
1,2-Dichloroethane	ND	7.8	50	ug/L	100	10/20/2016	10/21/2016 00:38	EPA 8260B	
1,2-Dichloropropane	ND	10	50	ug/L	100	10/20/2016	10/21/2016 00:38	EPA 8260B	
1,3,5-Trimethylbenzene	ND	7.5	50	ug/L	100	10/20/2016	10/21/2016 00:38	EPA 8260B	
1,3-Dichlorobenzene	ND	9.6	50	ug/L	100	10/20/2016	10/21/2016 00:38	EPA 8260B	
1,3-Dichloropropane	ND	11	50	ug/L	100	10/20/2016	10/21/2016 00:38	EPA 8260B	
1,4-Dichlorobenzene	ND	7.0	50	ug/L	100	10/20/2016	10/21/2016 00:38	EPA 8260B	
2,2-Dichloropropane	ND	14	50	ug/L	100	10/20/2016	10/21/2016 00:38	EPA 8260B	
2-Butanone	ND	300	2000	ug/L	100	10/20/2016	10/21/2016 00:38	EPA 8260B	
2-Chlorotoluene	ND	7.5	50	ug/L	100	10/20/2016	10/21/2016 00:38	EPA 8260B	
2-Hexanone	ND	95	2000	ug/L	100	10/20/2016	10/21/2016 00:38	EPA 8260B	
4-Chlorotoluene	ND	7.3	50	ug/L	100	10/20/2016	10/21/2016 00:38	EPA 8260B	
4-Methyl-2-pentanone	ND	77	2000	ug/L	100	10/20/2016	10/21/2016 00:38	EPA 8260B	
Acetone	ND	340	2000	ug/L	100	10/20/2016	10/21/2016 00:38	EPA 8260B	
Benzene	ND	8.9	50	ug/L	100	10/20/2016	10/21/2016 00:38	EPA 8260B	
Bromobenzene	ND	8.4	50	ug/L	100	10/20/2016	10/21/2016 00:38	EPA 8260B	
Bromochloromethane	ND	31	50	ug/L	100	10/20/2016	10/21/2016 00:38	EPA 8260B	
Bromodichloromethane	ND	7.7	50	ug/L	100	10/20/2016	10/21/2016 00:38	EPA 8260B	
Bromoform	ND	8.8	50	ug/L	100	10/20/2016	10/21/2016 00:38	EPA 8260B	
Bromomethane	ND	59	500	ug/L	100	10/20/2016	10/21/2016 00:38	EPA 8260B	
Carbon disulfide	29	5.3	50	ug/L	100	10/20/2016	10/21/2016 00:38	EPA 8260B	HC, J, D
Carbon tetrachloride	ND	3.8	50	ug/L	100	10/20/2016	10/21/2016 00:38	EPA 8260B	
Chlorobenzene	ND	7.3	50	ug/L	100	10/20/2016	10/21/2016 00:38	EPA 8260B	
Chloroethane	ND	25	500	ug/L	100	10/20/2016	10/21/2016 00:38	EPA 8260B	
Chloroform	ND	6.2	50	ug/L	100	10/20/2016	10/21/2016 00:38	EPA 8260B	
Chloromethane	96	16	200	ug/L	100	10/20/2016	10/21/2016 00:38	EPA 8260B	J, D



2525 Advance Road
Madison, WI 53718
608.221.8700 Phone
608.221.4889 Fax

TRC Environmental Corporation, Inc.
708 Heartland Trail, Ste 3000
Madison WI, 53717

Project: Madison Kipp Corp. Quarterly Sampling
Project Number: 243950.000001
Project Manager: Andrew Stehn

MP-15 Port 3 120-125
A164301-13 (Water)

Date Sampled
10/10/2016 15:55

Analyte	Result	Limit of Detection	Limit of Quantitation	Units	Dilution	Prepared	Analyzed	Method	Qualifiers
---------	--------	--------------------	-----------------------	-------	----------	----------	----------	--------	------------

ECCS

Volatile Organic Compounds by Method 8260 - Purge and Trap

Preparation Batch:A610048

cis-1,2-Dichloroethene	220	11	50	ug/L	100	10/20/2016	10/21/2016 00:38	EPA 8260B	D
cis-1,3-Dichloropropene	ND	6.1	50	ug/L	100	10/20/2016	10/21/2016 00:38	EPA 8260B	
Dibromochloromethane	ND	9.1	50	ug/L	100	10/20/2016	10/21/2016 00:38	EPA 8260B	
Dibromomethane	ND	14	50	ug/L	100	10/20/2016	10/21/2016 00:38	EPA 8260B	
Dichlorodifluoromethane	ND	11	50	ug/L	100	10/20/2016	10/21/2016 00:38	EPA 8260B	
Diisopropyl Ether	ND	15	50	ug/L	100	10/20/2016	10/21/2016 00:38	EPA 8260B	
Ethylbenzene	ND	5.4	50	ug/L	100	10/20/2016	10/21/2016 00:38	EPA 8260B	
Hexachlorobutadiene	ND	13	200	ug/L	100	10/20/2016	10/21/2016 00:38	EPA 8260B	
Isopropylbenzene	ND	8.1	50	ug/L	100	10/20/2016	10/21/2016 00:38	EPA 8260B	
m,p-Xylene	ND	5.7	100	ug/L	100	10/20/2016	10/21/2016 00:38	EPA 8260B	
Methyl t-Butyl Ether	ND	14	50	ug/L	100	10/20/2016	10/21/2016 00:38	EPA 8260B	
Methylene chloride	ND	14	200	ug/L	100	10/20/2016	10/21/2016 00:38	EPA 8260B	
Naphthalene	ND	8.8	500	ug/L	100	10/20/2016	10/21/2016 00:38	EPA 8260B	
n-Butyl Benzene	ND	14	50	ug/L	100	10/20/2016	10/21/2016 00:38	EPA 8260B	
n-Hexane	ND	21	50	ug/L	100	10/20/2016	10/21/2016 00:38	EPA 8260B	
n-Propyl Benzene	ND	10	50	ug/L	100	10/20/2016	10/21/2016 00:38	EPA 8260B	
o-Xylene	ND	5.8	50	ug/L	100	10/20/2016	10/21/2016 00:38	EPA 8260B	
p-Isopropyltoluene	ND	8.5	50	ug/L	100	10/20/2016	10/21/2016 00:38	EPA 8260B	
sec-Butyl Benzene	ND	13	50	ug/L	100	10/20/2016	10/21/2016 00:38	EPA 8260B	
Styrene	ND	6.5	50	ug/L	100	10/20/2016	10/21/2016 00:38	EPA 8260B	
tert-Butylbenzene	ND	12	50	ug/L	100	10/20/2016	10/21/2016 00:38	EPA 8260B	
Tetrachloroethene	2900	8.1	50	ug/L	100	10/20/2016	10/21/2016 00:38	EPA 8260B	D
Tetrahydrofuran	ND	120	1000	ug/L	100	10/20/2016	10/21/2016 00:38	EPA 8260B	
Toluene	12	5.3	50	ug/L	100	10/20/2016	10/21/2016 00:38	EPA 8260B	J, D
trans-1,2-Dichloroethene	ND	11	50	ug/L	100	10/20/2016	10/21/2016 00:38	EPA 8260B	
trans-1,3-Dichloropropene	ND	9.6	50	ug/L	100	10/20/2016	10/21/2016 00:38	EPA 8260B	
Trichloroethene	250	6.2	50	ug/L	100	10/20/2016	10/21/2016 00:38	EPA 8260B	D
Trichlorofluoromethane	ND	13	50	ug/L	100	10/20/2016	10/21/2016 00:38	EPA 8260B	
Vinyl chloride	ND	16	50	ug/L	100	10/20/2016	10/21/2016 00:38	EPA 8260B	

Surrogate: Dibromofluoromethane

123 % 60-140

10/20/2016 10/21/2016 00:38

EPA 8260B

Surrogate: Toluene-d8

98.9 % 60-140

10/20/2016 10/21/2016 00:38

EPA 8260B

Surrogate: 4-Bromofluorobenzene

102 % 60-140

10/20/2016 10/21/2016 00:38

EPA 8260B



2525 Advance Road
Madison, WI 53718
608.221.8700 Phone
608.221.4889 Fax

TRC Environmental Corporation, Inc.
708 Heartland Trail, Ste 3000
Madison WI, 53717

Project: Madison Kipp Corp. Quarterly Sampling
Project Number: 243950.000001
Project Manager: Andrew Stehn

MP-15 Port 4 100-105
A164301-14 (Water)

Date Sampled
10/10/2016 16:15

Analyte	Result	Limit of Detection	Limit of Quantitation	Units	Dilution	Prepared	Analyzed	Method	Qualifiers
---------	--------	--------------------	-----------------------	-------	----------	----------	----------	--------	------------

ECCS

Volatile Organic Compounds by Method 8260 - Purge and Trap

Preparation Batch:A610048

1,1,1,2-Tetrachloroethane	ND	2.2	10	ug/L	20	10/20/2016	10/21/2016 01:05	EPA 8260B	
1,1,1-Trichloroethane	ND	2.0	10	ug/L	20	10/20/2016	10/21/2016 01:05	EPA 8260B	
1,1,2,2-Tetrachloroethane	ND	2.0	10	ug/L	20	10/20/2016	10/21/2016 01:05	EPA 8260B	
1,1,2-Trichloroethane	ND	2.0	10	ug/L	20	10/20/2016	10/21/2016 01:05	EPA 8260B	
1,1,2-Trichlorotrifluoroethane	ND	2.6	10	ug/L	20	10/20/2016	10/21/2016 01:05	EPA 8260B	
1,1-Dichloroethane	ND	2.4	10	ug/L	20	10/20/2016	10/21/2016 01:05	EPA 8260B	
1,1-Dichloroethene	ND	2.8	10	ug/L	20	10/20/2016	10/21/2016 01:05	EPA 8260B	
1,1-Dichloropropene	ND	2.2	10	ug/L	20	10/20/2016	10/21/2016 01:05	EPA 8260B	
1,2,3-Trichlorobenzene	ND	0.90	40	ug/L	20	10/20/2016	10/21/2016 01:05	EPA 8260B	
1,2,3-Trichloropropane	ND	3.0	20	ug/L	20	10/20/2016	10/21/2016 01:05	EPA 8260B	
1,2,4-Trichlorobenzene	ND	1.5	40	ug/L	20	10/20/2016	10/21/2016 01:05	EPA 8260B	
1,2,4-Trimethylbenzene	ND	1.2	10	ug/L	20	10/20/2016	10/21/2016 01:05	EPA 8260B	
1,2-Dibromo-3-chloropropane	ND	5.0	10	ug/L	20	10/20/2016	10/21/2016 01:05	EPA 8260B	
1,2-Dibromoethane (EDB)	ND	2.6	10	ug/L	20	10/20/2016	10/21/2016 01:05	EPA 8260B	
1,2-Dichlorobenzene	ND	1.5	10	ug/L	20	10/20/2016	10/21/2016 01:05	EPA 8260B	
1,2-Dichloroethane	ND	1.6	10	ug/L	20	10/20/2016	10/21/2016 01:05	EPA 8260B	
1,2-Dichloropropane	ND	2.0	10	ug/L	20	10/20/2016	10/21/2016 01:05	EPA 8260B	
1,3,5-Trimethylbenzene	ND	1.5	10	ug/L	20	10/20/2016	10/21/2016 01:05	EPA 8260B	
1,3-Dichlorobenzene	ND	1.9	10	ug/L	20	10/20/2016	10/21/2016 01:05	EPA 8260B	
1,3-Dichloropropane	ND	2.2	10	ug/L	20	10/20/2016	10/21/2016 01:05	EPA 8260B	
1,4-Dichlorobenzene	ND	1.4	10	ug/L	20	10/20/2016	10/21/2016 01:05	EPA 8260B	
2,2-Dichloropropane	ND	2.8	10	ug/L	20	10/20/2016	10/21/2016 01:05	EPA 8260B	
2-Butanone	ND	60	400	ug/L	20	10/20/2016	10/21/2016 01:05	EPA 8260B	
2-Chlorotoluene	ND	1.5	10	ug/L	20	10/20/2016	10/21/2016 01:05	EPA 8260B	
2-Hexanone	ND	19	400	ug/L	20	10/20/2016	10/21/2016 01:05	EPA 8260B	
4-Chlorotoluene	ND	1.5	10	ug/L	20	10/20/2016	10/21/2016 01:05	EPA 8260B	
4-Methyl-2-pentanone	ND	15	400	ug/L	20	10/20/2016	10/21/2016 01:05	EPA 8260B	
Acetone	ND	68	400	ug/L	20	10/20/2016	10/21/2016 01:05	EPA 8260B	
Benzene	ND	1.8	10	ug/L	20	10/20/2016	10/21/2016 01:05	EPA 8260B	
Bromobenzene	ND	1.7	10	ug/L	20	10/20/2016	10/21/2016 01:05	EPA 8260B	
Bromochloromethane	ND	6.2	10	ug/L	20	10/20/2016	10/21/2016 01:05	EPA 8260B	
Bromodichloromethane	ND	1.5	10	ug/L	20	10/20/2016	10/21/2016 01:05	EPA 8260B	
Bromoform	ND	1.8	10	ug/L	20	10/20/2016	10/21/2016 01:05	EPA 8260B	
Bromomethane	ND	12	100	ug/L	20	10/20/2016	10/21/2016 01:05	EPA 8260B	
Carbon disulfide	5.6	1.1	10	ug/L	20	10/20/2016	10/21/2016 01:05	EPA 8260B	HC, J, D
Carbon tetrachloride	ND	0.76	10	ug/L	20	10/20/2016	10/21/2016 01:05	EPA 8260B	
Chlorobenzene	ND	1.5	10	ug/L	20	10/20/2016	10/21/2016 01:05	EPA 8260B	
Chloroethane	ND	5.0	100	ug/L	20	10/20/2016	10/21/2016 01:05	EPA 8260B	
Chloroform	ND	1.2	10	ug/L	20	10/20/2016	10/21/2016 01:05	EPA 8260B	
Chloromethane	21	3.2	40	ug/L	20	10/20/2016	10/21/2016 01:05	EPA 8260B	J, D



2525 Advance Road
 Madison, WI 53718
 608.221.8700 Phone
 608.221.4889 Fax

TRC Environmental Corporation, Inc.
 708 Heartland Trail, Ste 3000
 Madison WI, 53717

Project: Madison Kipp Corp. Quarterly Sampling
 Project Number: 243950.000001
 Project Manager: Andrew Stehn

MP-15 Port 4 100-105
A164301-14 (Water)

Date Sampled
 10/10/2016 16:15

Analyte	Result	Limit of Detection	Limit of Quantitation	Units	Dilution	Prepared	Analyzed	Method	Qualifiers
---------	--------	--------------------	-----------------------	-------	----------	----------	----------	--------	------------

ECCS

Volatile Organic Compounds by Method 8260 - Purge and Trap

Preparation Batch:A610048

cis-1,2-Dichloroethene	61	2.2	10	ug/L	20	10/20/2016	10/21/2016 01:05	EPA 8260B	D
cis-1,3-Dichloropropene	ND	1.2	10	ug/L	20	10/20/2016	10/21/2016 01:05	EPA 8260B	
Dibromochloromethane	ND	1.8	10	ug/L	20	10/20/2016	10/21/2016 01:05	EPA 8260B	
Dibromomethane	ND	2.8	10	ug/L	20	10/20/2016	10/21/2016 01:05	EPA 8260B	
Dichlorodifluoromethane	ND	2.2	10	ug/L	20	10/20/2016	10/21/2016 01:05	EPA 8260B	
Diisopropyl Ether	ND	3.0	10	ug/L	20	10/20/2016	10/21/2016 01:05	EPA 8260B	
Ethylbenzene	ND	1.1	10	ug/L	20	10/20/2016	10/21/2016 01:05	EPA 8260B	
Hexachlorobutadiene	ND	2.6	40	ug/L	20	10/20/2016	10/21/2016 01:05	EPA 8260B	
Isopropylbenzene	ND	1.6	10	ug/L	20	10/20/2016	10/21/2016 01:05	EPA 8260B	
m,p-Xylene	ND	1.1	20	ug/L	20	10/20/2016	10/21/2016 01:05	EPA 8260B	
Methyl t-Butyl Ether	ND	2.8	10	ug/L	20	10/20/2016	10/21/2016 01:05	EPA 8260B	
Methylene chloride	ND	2.8	40	ug/L	20	10/20/2016	10/21/2016 01:05	EPA 8260B	
Naphthalene	ND	1.8	100	ug/L	20	10/20/2016	10/21/2016 01:05	EPA 8260B	
n-Butyl Benzene	ND	2.8	10	ug/L	20	10/20/2016	10/21/2016 01:05	EPA 8260B	
n-Hexane	6.2	4.2	10	ug/L	20	10/20/2016	10/21/2016 01:05	EPA 8260B	J, D
n-Propyl Benzene	ND	2.0	10	ug/L	20	10/20/2016	10/21/2016 01:05	EPA 8260B	
o-Xylene	ND	1.2	10	ug/L	20	10/20/2016	10/21/2016 01:05	EPA 8260B	
p-Isopropyltoluene	ND	1.7	10	ug/L	20	10/20/2016	10/21/2016 01:05	EPA 8260B	
sec-Butyl Benzene	ND	2.6	10	ug/L	20	10/20/2016	10/21/2016 01:05	EPA 8260B	
Styrene	ND	1.3	10	ug/L	20	10/20/2016	10/21/2016 01:05	EPA 8260B	
tert-Butylbenzene	ND	2.4	10	ug/L	20	10/20/2016	10/21/2016 01:05	EPA 8260B	
Tetrachloroethene	910	1.6	10	ug/L	20	10/20/2016	10/21/2016 01:05	EPA 8260B	D
Tetrahydrofuran	ND	24	200	ug/L	20	10/20/2016	10/21/2016 01:05	EPA 8260B	
Toluene	2.8	1.1	10	ug/L	20	10/20/2016	10/21/2016 01:05	EPA 8260B	J, D
trans-1,2-Dichloroethene	ND	2.2	10	ug/L	20	10/20/2016	10/21/2016 01:05	EPA 8260B	
trans-1,3-Dichloropropene	ND	1.9	10	ug/L	20	10/20/2016	10/21/2016 01:05	EPA 8260B	
Trichloroethene	81	1.2	10	ug/L	20	10/20/2016	10/21/2016 01:05	EPA 8260B	D
Trichlorofluoromethane	ND	2.6	10	ug/L	20	10/20/2016	10/21/2016 01:05	EPA 8260B	
Vinyl chloride	ND	3.2	10	ug/L	20	10/20/2016	10/21/2016 01:05	EPA 8260B	
<i>Surrogate: Dibromofluoromethane</i>			126 %	60-140		10/20/2016	10/21/2016 01:05	EPA 8260B	
<i>Surrogate: Toluene-d8</i>			99.8 %	60-140		10/20/2016	10/21/2016 01:05	EPA 8260B	
<i>Surrogate: 4-Bromofluorobenzene</i>			103 %	60-140		10/20/2016	10/21/2016 01:05	EPA 8260B	



2525 Advance Road
Madison, WI 53718
608.221.8700 Phone
608.221.4889 Fax

TRC Environmental Corporation, Inc.
708 Heartland Trail, Ste 3000
Madison WI, 53717

Project: Madison Kipp Corp. Quarterly Sampling
Project Number: 243950.000001
Project Manager: Andrew Stehn

MP-15 Port 5 88-92
A164301-15 (Water)

Date Sampled
10/10/2016 16:35

Analyte	Result	Limit of Detection	Limit of Quantitation	Units	Dilution	Prepared	Analyzed	Method	Qualifiers
---------	--------	--------------------	-----------------------	-------	----------	----------	----------	--------	------------

ECCS

Volatile Organic Compounds by Method 8260 - Purge and Trap

Preparation Batch:A610048

1,1,1,2-Tetrachloroethane	ND	1.1	5.0	ug/L	10	10/20/2016	10/21/2016 01:32	EPA 8260B	
1,1,1-Trichloroethane	ND	1.0	5.0	ug/L	10	10/20/2016	10/21/2016 01:32	EPA 8260B	
1,1,2,2-Tetrachloroethane	ND	0.99	5.0	ug/L	10	10/20/2016	10/21/2016 01:32	EPA 8260B	
1,1,2-Trichloroethane	ND	1.0	5.0	ug/L	10	10/20/2016	10/21/2016 01:32	EPA 8260B	
1,1,2-Trichlorotrifluoroethane	ND	1.3	5.0	ug/L	10	10/20/2016	10/21/2016 01:32	EPA 8260B	
1,1-Dichloroethane	ND	1.2	5.0	ug/L	10	10/20/2016	10/21/2016 01:32	EPA 8260B	
1,1-Dichloroethene	ND	1.4	5.0	ug/L	10	10/20/2016	10/21/2016 01:32	EPA 8260B	
1,1-Dichloropropene	ND	1.1	5.0	ug/L	10	10/20/2016	10/21/2016 01:32	EPA 8260B	
1,2,3-Trichlorobenzene	ND	0.45	20	ug/L	10	10/20/2016	10/21/2016 01:32	EPA 8260B	
1,2,3-Trichloropropane	ND	1.5	10	ug/L	10	10/20/2016	10/21/2016 01:32	EPA 8260B	
1,2,4-Trichlorobenzene	ND	0.77	20	ug/L	10	10/20/2016	10/21/2016 01:32	EPA 8260B	
1,2,4-Trimethylbenzene	ND	0.60	5.0	ug/L	10	10/20/2016	10/21/2016 01:32	EPA 8260B	
1,2-Dibromo-3-chloropropane	ND	2.5	5.0	ug/L	10	10/20/2016	10/21/2016 01:32	EPA 8260B	
1,2-Dibromoethane (EDB)	ND	1.3	5.0	ug/L	10	10/20/2016	10/21/2016 01:32	EPA 8260B	
1,2-Dichlorobenzene	ND	0.76	5.0	ug/L	10	10/20/2016	10/21/2016 01:32	EPA 8260B	
1,2-Dichloroethane	ND	0.78	5.0	ug/L	10	10/20/2016	10/21/2016 01:32	EPA 8260B	
1,2-Dichloropropane	ND	1.0	5.0	ug/L	10	10/20/2016	10/21/2016 01:32	EPA 8260B	
1,3,5-Trimethylbenzene	ND	0.75	5.0	ug/L	10	10/20/2016	10/21/2016 01:32	EPA 8260B	
1,3-Dichlorobenzene	ND	0.96	5.0	ug/L	10	10/20/2016	10/21/2016 01:32	EPA 8260B	
1,3-Dichloropropane	ND	1.1	5.0	ug/L	10	10/20/2016	10/21/2016 01:32	EPA 8260B	
1,4-Dichlorobenzene	ND	0.70	5.0	ug/L	10	10/20/2016	10/21/2016 01:32	EPA 8260B	
2,2-Dichloropropane	ND	1.4	5.0	ug/L	10	10/20/2016	10/21/2016 01:32	EPA 8260B	
2-Butanone	ND	30	200	ug/L	10	10/20/2016	10/21/2016 01:32	EPA 8260B	
2-Chlorotoluene	ND	0.75	5.0	ug/L	10	10/20/2016	10/21/2016 01:32	EPA 8260B	
2-Hexanone	ND	9.5	200	ug/L	10	10/20/2016	10/21/2016 01:32	EPA 8260B	
4-Chlorotoluene	ND	0.73	5.0	ug/L	10	10/20/2016	10/21/2016 01:32	EPA 8260B	
4-Methyl-2-pentanone	ND	7.7	200	ug/L	10	10/20/2016	10/21/2016 01:32	EPA 8260B	
Acetone	ND	34	200	ug/L	10	10/20/2016	10/21/2016 01:32	EPA 8260B	
Benzene	ND	0.89	5.0	ug/L	10	10/20/2016	10/21/2016 01:32	EPA 8260B	
Bromobenzene	ND	0.84	5.0	ug/L	10	10/20/2016	10/21/2016 01:32	EPA 8260B	
Bromochloromethane	ND	3.1	5.0	ug/L	10	10/20/2016	10/21/2016 01:32	EPA 8260B	
Bromodichloromethane	ND	0.77	5.0	ug/L	10	10/20/2016	10/21/2016 01:32	EPA 8260B	
Bromoform	ND	0.88	5.0	ug/L	10	10/20/2016	10/21/2016 01:32	EPA 8260B	
Bromomethane	ND	5.9	50	ug/L	10	10/20/2016	10/21/2016 01:32	EPA 8260B	
Carbon disulfide	3.1	0.53	5.0	ug/L	10	10/20/2016	10/21/2016 01:32	EPA 8260B	HC, J, D
Carbon tetrachloride	ND	0.38	5.0	ug/L	10	10/20/2016	10/21/2016 01:32	EPA 8260B	
Chlorobenzene	ND	0.73	5.0	ug/L	10	10/20/2016	10/21/2016 01:32	EPA 8260B	
Chloroethane	ND	2.5	50	ug/L	10	10/20/2016	10/21/2016 01:32	EPA 8260B	
Chloroform	ND	0.62	5.0	ug/L	10	10/20/2016	10/21/2016 01:32	EPA 8260B	
Chloromethane	11	1.6	20	ug/L	10	10/20/2016	10/21/2016 01:32	EPA 8260B	J, D



2525 Advance Road
 Madison, WI 53718
 608.221.8700 Phone
 608.221.4889 Fax

TRC Environmental Corporation, Inc.
 708 Heartland Trail, Ste 3000
 Madison WI, 53717

Project: Madison Kipp Corp. Quarterly Sampling
 Project Number: 243950.000001
 Project Manager: Andrew Stehn

MP-15 Port 5 88-92
A164301-15 (Water)

Date Sampled
 10/10/2016 16:35

Analyte	Result	Limit of Detection	Limit of Quantitation	Units	Dilution	Prepared	Analyzed	Method	Qualifiers
---------	--------	--------------------	-----------------------	-------	----------	----------	----------	--------	------------

ECCS

Volatile Organic Compounds by Method 8260 - Purge and Trap

Preparation Batch:A610048

cis-1,2-Dichloroethene	25	1.1	5.0	ug/L	10	10/20/2016	10/21/2016 01:32	EPA 8260B	D
cis-1,3-Dichloropropene	ND	0.61	5.0	ug/L	10	10/20/2016	10/21/2016 01:32	EPA 8260B	
Dibromochloromethane	ND	0.91	5.0	ug/L	10	10/20/2016	10/21/2016 01:32	EPA 8260B	
Dibromomethane	ND	1.4	5.0	ug/L	10	10/20/2016	10/21/2016 01:32	EPA 8260B	
Dichlorodifluoromethane	ND	1.1	5.0	ug/L	10	10/20/2016	10/21/2016 01:32	EPA 8260B	
Diisopropyl Ether	ND	1.5	5.0	ug/L	10	10/20/2016	10/21/2016 01:32	EPA 8260B	
Ethylbenzene	ND	0.54	5.0	ug/L	10	10/20/2016	10/21/2016 01:32	EPA 8260B	
Hexachlorobutadiene	ND	1.3	20	ug/L	10	10/20/2016	10/21/2016 01:32	EPA 8260B	
Isopropylbenzene	ND	0.81	5.0	ug/L	10	10/20/2016	10/21/2016 01:32	EPA 8260B	
m,p-Xylene	ND	0.57	10	ug/L	10	10/20/2016	10/21/2016 01:32	EPA 8260B	
Methyl t-Butyl Ether	4.0	1.4	5.0	ug/L	10	10/20/2016	10/21/2016 01:32	EPA 8260B	J, D
Methylene chloride	ND	1.4	20	ug/L	10	10/20/2016	10/21/2016 01:32	EPA 8260B	
Naphthalene	ND	0.88	50	ug/L	10	10/20/2016	10/21/2016 01:32	EPA 8260B	
n-Butyl Benzene	ND	1.4	5.0	ug/L	10	10/20/2016	10/21/2016 01:32	EPA 8260B	
n-Hexane	4.0	2.1	5.0	ug/L	10	10/20/2016	10/21/2016 01:32	EPA 8260B	J, D
n-Propyl Benzene	ND	1.0	5.0	ug/L	10	10/20/2016	10/21/2016 01:32	EPA 8260B	
o-Xylene	ND	0.58	5.0	ug/L	10	10/20/2016	10/21/2016 01:32	EPA 8260B	
p-Isopropyltoluene	ND	0.85	5.0	ug/L	10	10/20/2016	10/21/2016 01:32	EPA 8260B	
sec-Butyl Benzene	ND	1.3	5.0	ug/L	10	10/20/2016	10/21/2016 01:32	EPA 8260B	
Styrene	ND	0.65	5.0	ug/L	10	10/20/2016	10/21/2016 01:32	EPA 8260B	
tert-Butylbenzene	ND	1.2	5.0	ug/L	10	10/20/2016	10/21/2016 01:32	EPA 8260B	
Tetrachloroethene	160	0.81	5.0	ug/L	10	10/20/2016	10/21/2016 01:32	EPA 8260B	D
Tetrahydrofuran	ND	12	100	ug/L	10	10/20/2016	10/21/2016 01:32	EPA 8260B	
Toluene	1.5	0.53	5.0	ug/L	10	10/20/2016	10/21/2016 01:32	EPA 8260B	J, D
trans-1,2-Dichloroethene	ND	1.1	5.0	ug/L	10	10/20/2016	10/21/2016 01:32	EPA 8260B	
trans-1,3-Dichloropropene	ND	0.96	5.0	ug/L	10	10/20/2016	10/21/2016 01:32	EPA 8260B	
Trichloroethene	19	0.62	5.0	ug/L	10	10/20/2016	10/21/2016 01:32	EPA 8260B	D
Trichlorofluoromethane	ND	1.3	5.0	ug/L	10	10/20/2016	10/21/2016 01:32	EPA 8260B	
Vinyl chloride	ND	1.6	5.0	ug/L	10	10/20/2016	10/21/2016 01:32	EPA 8260B	
Surrogate: Dibromofluoromethane			123 %	60-140		10/20/2016	10/21/2016 01:32	EPA 8260B	
Surrogate: Toluene-d8			99.7 %	60-140		10/20/2016	10/21/2016 01:32	EPA 8260B	
Surrogate: 4-Bromofluorobenzene			101 %	60-140		10/20/2016	10/21/2016 01:32	EPA 8260B	



2525 Advance Road
 Madison, WI 53718
 608.221.8700 Phone
 608.221.4889 Fax

TRC Environmental Corporation, Inc.
 708 Heartland Trail, Ste 3000
 Madison WI, 53717

Project: Madison Kipp Corp. Quarterly Sampling
 Project Number: 243950.000001
 Project Manager: Andrew Stehn

MP-16 Port 1 175-179
A164301-16 (Water)

Date Sampled
 10/11/2016 08:25

Analyte	Result	Limit of Detection	Limit of Quantitation	Units	Dilution	Prepared	Analyzed	Method	Qualifiers
---------	--------	--------------------	-----------------------	-------	----------	----------	----------	--------	------------

ECCS

Volatile Organic Compounds by Method 8260 - Purge and Trap

Preparation Batch:A610048

1,1,1,2-Tetrachloroethane	ND	0.11	0.50	ug/L	1	10/20/2016	10/20/2016 17:22	EPA 8260B	
1,1,1-Trichloroethane	ND	0.10	0.50	ug/L	1	10/20/2016	10/20/2016 17:22	EPA 8260B	
1,1,2,2-Tetrachloroethane	ND	0.099	0.50	ug/L	1	10/20/2016	10/20/2016 17:22	EPA 8260B	
1,1,2-Trichloroethane	ND	0.10	0.50	ug/L	1	10/20/2016	10/20/2016 17:22	EPA 8260B	
1,1,2-Trichlorotrifluoroethane	ND	0.13	0.50	ug/L	1	10/20/2016	10/20/2016 17:22	EPA 8260B	
1,1-Dichloroethane	ND	0.12	0.50	ug/L	1	10/20/2016	10/20/2016 17:22	EPA 8260B	
1,1-Dichloroethene	ND	0.14	0.50	ug/L	1	10/20/2016	10/20/2016 17:22	EPA 8260B	
1,1-Dichloropropene	ND	0.11	0.50	ug/L	1	10/20/2016	10/20/2016 17:22	EPA 8260B	
1,2,3-Trichlorobenzene	ND	0.045	2.0	ug/L	1	10/20/2016	10/20/2016 17:22	EPA 8260B	
1,2,3-Trichloropropane	ND	0.15	1.0	ug/L	1	10/20/2016	10/20/2016 17:22	EPA 8260B	
1,2,4-Trichlorobenzene	ND	0.077	2.0	ug/L	1	10/20/2016	10/20/2016 17:22	EPA 8260B	
1,2,4-Trimethylbenzene	ND	0.060	0.50	ug/L	1	10/20/2016	10/20/2016 17:22	EPA 8260B	
1,2-Dibromo-3-chloropropane	ND	0.25	0.50	ug/L	1	10/20/2016	10/20/2016 17:22	EPA 8260B	
1,2-Dibromoethane (EDB)	ND	0.13	0.50	ug/L	1	10/20/2016	10/20/2016 17:22	EPA 8260B	
1,2-Dichlorobenzene	ND	0.076	0.50	ug/L	1	10/20/2016	10/20/2016 17:22	EPA 8260B	
1,2-Dichloroethane	ND	0.078	0.50	ug/L	1	10/20/2016	10/20/2016 17:22	EPA 8260B	
1,2-Dichloropropane	ND	0.10	0.50	ug/L	1	10/20/2016	10/20/2016 17:22	EPA 8260B	
1,3,5-Trimethylbenzene	ND	0.075	0.50	ug/L	1	10/20/2016	10/20/2016 17:22	EPA 8260B	
1,3-Dichlorobenzene	ND	0.096	0.50	ug/L	1	10/20/2016	10/20/2016 17:22	EPA 8260B	
1,3-Dichloropropane	ND	0.11	0.50	ug/L	1	10/20/2016	10/20/2016 17:22	EPA 8260B	
1,4-Dichlorobenzene	ND	0.070	0.50	ug/L	1	10/20/2016	10/20/2016 17:22	EPA 8260B	
2,2-Dichloropropane	ND	0.14	0.50	ug/L	1	10/20/2016	10/20/2016 17:22	EPA 8260B	
2-Butanone	ND	3.0	20	ug/L	1	10/20/2016	10/20/2016 17:22	EPA 8260B	
2-Chlorotoluene	ND	0.075	0.50	ug/L	1	10/20/2016	10/20/2016 17:22	EPA 8260B	
2-Hexanone	ND	0.95	20	ug/L	1	10/20/2016	10/20/2016 17:22	EPA 8260B	
4-Chlorotoluene	ND	0.073	0.50	ug/L	1	10/20/2016	10/20/2016 17:22	EPA 8260B	
4-Methyl-2-pentanone	ND	0.77	20	ug/L	1	10/20/2016	10/20/2016 17:22	EPA 8260B	
Acetone	ND	3.4	20	ug/L	1	10/20/2016	10/20/2016 17:22	EPA 8260B	
Benzene	ND	0.089	0.50	ug/L	1	10/20/2016	10/20/2016 17:22	EPA 8260B	
Bromobenzene	ND	0.084	0.50	ug/L	1	10/20/2016	10/20/2016 17:22	EPA 8260B	
Bromochloromethane	ND	0.31	0.50	ug/L	1	10/20/2016	10/20/2016 17:22	EPA 8260B	
Bromodichloromethane	ND	0.077	0.50	ug/L	1	10/20/2016	10/20/2016 17:22	EPA 8260B	
Bromoform	ND	0.088	0.50	ug/L	1	10/20/2016	10/20/2016 17:22	EPA 8260B	
Bromomethane	ND	0.59	5.0	ug/L	1	10/20/2016	10/20/2016 17:22	EPA 8260B	
Carbon disulfide	ND	0.053	0.50	ug/L	1	10/20/2016	10/20/2016 17:22	EPA 8260B	
Carbon tetrachloride	ND	0.038	0.50	ug/L	1	10/20/2016	10/20/2016 17:22	EPA 8260B	
Chlorobenzene	ND	0.073	0.50	ug/L	1	10/20/2016	10/20/2016 17:22	EPA 8260B	
Chloroethane	ND	0.25	5.0	ug/L	1	10/20/2016	10/20/2016 17:22	EPA 8260B	
Chloroform	ND	0.062	0.50	ug/L	1	10/20/2016	10/20/2016 17:22	EPA 8260B	



2525 Advance Road
Madison, WI 53718
608.221.8700 Phone
608.221.4889 Fax

TRC Environmental Corporation, Inc.
708 Heartland Trail, Ste 3000
Madison WI, 53717

Project: Madison Kipp Corp. Quarterly Sampling
Project Number: 243950.000001
Project Manager: Andrew Stehn

MP-16 Port 1 175-179
A164301-16 (Water)

Date Sampled
10/11/2016 08:25

Analyte	Result	Limit of Detection	Limit of Quantitation	Units	Dilution	Prepared	Analyzed	Method	Qualifiers
---------	--------	--------------------	-----------------------	-------	----------	----------	----------	--------	------------

ECCS

Volatile Organic Compounds by Method 8260 - Purge and Trap

Preparation Batch:A610048

Chloromethane	ND	0.16	2.0	ug/L	1	10/20/2016	10/20/2016 17:22	EPA 8260B	
cis-1,2-Dichloroethene	ND	0.11	0.50	ug/L	1	10/20/2016	10/20/2016 17:22	EPA 8260B	
cis-1,3-Dichloropropene	ND	0.061	0.50	ug/L	1	10/20/2016	10/20/2016 17:22	EPA 8260B	
Dibromochloromethane	ND	0.091	0.50	ug/L	1	10/20/2016	10/20/2016 17:22	EPA 8260B	
Dibromomethane	ND	0.14	0.50	ug/L	1	10/20/2016	10/20/2016 17:22	EPA 8260B	
Dichlorodifluoromethane	ND	0.11	0.50	ug/L	1	10/20/2016	10/20/2016 17:22	EPA 8260B	
Diisopropyl Ether	ND	0.15	0.50	ug/L	1	10/20/2016	10/20/2016 17:22	EPA 8260B	
Ethylbenzene	ND	0.054	0.50	ug/L	1	10/20/2016	10/20/2016 17:22	EPA 8260B	
Hexachlorobutadiene	ND	0.13	2.0	ug/L	1	10/20/2016	10/20/2016 17:22	EPA 8260B	
Isopropylbenzene	ND	0.081	0.50	ug/L	1	10/20/2016	10/20/2016 17:22	EPA 8260B	
m,p-Xylene	ND	0.057	1.0	ug/L	1	10/20/2016	10/20/2016 17:22	EPA 8260B	
Methyl t-Butyl Ether	ND	0.14	0.50	ug/L	1	10/20/2016	10/20/2016 17:22	EPA 8260B	
Methylene chloride	ND	0.14	2.0	ug/L	1	10/20/2016	10/20/2016 17:22	EPA 8260B	
Naphthalene	ND	0.088	5.0	ug/L	1	10/20/2016	10/20/2016 17:22	EPA 8260B	
n-Butyl Benzene	ND	0.14	0.50	ug/L	1	10/20/2016	10/20/2016 17:22	EPA 8260B	
n-Hexane	ND	0.21	0.50	ug/L	1	10/20/2016	10/20/2016 17:22	EPA 8260B	
n-Propyl Benzene	ND	0.10	0.50	ug/L	1	10/20/2016	10/20/2016 17:22	EPA 8260B	
o-Xylene	ND	0.058	0.50	ug/L	1	10/20/2016	10/20/2016 17:22	EPA 8260B	
p-Isopropyltoluene	ND	0.085	0.50	ug/L	1	10/20/2016	10/20/2016 17:22	EPA 8260B	
sec-Butyl Benzene	ND	0.13	0.50	ug/L	1	10/20/2016	10/20/2016 17:22	EPA 8260B	
Styrene	ND	0.065	0.50	ug/L	1	10/20/2016	10/20/2016 17:22	EPA 8260B	
tert-Butylbenzene	ND	0.12	0.50	ug/L	1	10/20/2016	10/20/2016 17:22	EPA 8260B	
Tetrachloroethene	3.1	0.081	0.50	ug/L	1	10/20/2016	10/20/2016 17:22	EPA 8260B	
Tetrahydrofuran	ND	1.2	10	ug/L	1	10/20/2016	10/20/2016 17:22	EPA 8260B	
Toluene	0.080	0.053	0.50	ug/L	1	10/20/2016	10/20/2016 17:22	EPA 8260B	J
trans-1,2-Dichloroethene	ND	0.11	0.50	ug/L	1	10/20/2016	10/20/2016 17:22	EPA 8260B	
trans-1,3-Dichloropropene	ND	0.096	0.50	ug/L	1	10/20/2016	10/20/2016 17:22	EPA 8260B	
Trichloroethene	0.54	0.062	0.50	ug/L	1	10/20/2016	10/20/2016 17:22	EPA 8260B	
Trichlorofluoromethane	ND	0.13	0.50	ug/L	1	10/20/2016	10/20/2016 17:22	EPA 8260B	
Vinyl chloride	ND	0.16	0.50	ug/L	1	10/20/2016	10/20/2016 17:22	EPA 8260B	
Surrogate: Dibromofluoromethane			103 %	60-140		10/20/2016	10/20/2016 17:22	EPA 8260B	
Surrogate: Toluene-d8			101 %	60-140		10/20/2016	10/20/2016 17:22	EPA 8260B	
Surrogate: 4-Bromofluorobenzene			97.0 %	60-140		10/20/2016	10/20/2016 17:22	EPA 8260B	



2525 Advance Road
Madison, WI 53718
608.221.8700 Phone
608.221.4889 Fax

TRC Environmental Corporation, Inc.
708 Heartland Trail, Ste 3000
Madison WI, 53717

Project: Madison Kipp Corp. Quarterly Sampling
Project Number: 243950.000001
Project Manager: Andrew Stehn

MP-16 Port 2 140-144
A164301-17 (Water)

Date Sampled
10/11/2016 08:45

Analyte	Result	Limit of Detection	Limit of Quantitation	Units	Dilution	Prepared	Analyzed	Method	Qualifiers
---------	--------	--------------------	-----------------------	-------	----------	----------	----------	--------	------------

ECCS

Volatile Organic Compounds by Method 8260 - Purge and Trap

Preparation Batch:A610048

1,1,1,2-Tetrachloroethane	ND	0.11	0.50	ug/L	1	10/20/2016	10/21/2016 01:59	EPA 8260B	
1,1,1-Trichloroethane	ND	0.10	0.50	ug/L	1	10/20/2016	10/21/2016 01:59	EPA 8260B	
1,1,2,2-Tetrachloroethane	ND	0.099	0.50	ug/L	1	10/20/2016	10/21/2016 01:59	EPA 8260B	
1,1,2-Trichloroethane	ND	0.10	0.50	ug/L	1	10/20/2016	10/21/2016 01:59	EPA 8260B	
1,1,2-Trichlorotrifluoroethane	ND	0.13	0.50	ug/L	1	10/20/2016	10/21/2016 01:59	EPA 8260B	
1,1-Dichloroethane	ND	0.12	0.50	ug/L	1	10/20/2016	10/21/2016 01:59	EPA 8260B	
1,1-Dichloroethene	ND	0.14	0.50	ug/L	1	10/20/2016	10/21/2016 01:59	EPA 8260B	
1,1-Dichloropropene	ND	0.11	0.50	ug/L	1	10/20/2016	10/21/2016 01:59	EPA 8260B	
1,2,3-Trichlorobenzene	ND	0.045	2.0	ug/L	1	10/20/2016	10/21/2016 01:59	EPA 8260B	
1,2,3-Trichloropropane	ND	0.15	1.0	ug/L	1	10/20/2016	10/21/2016 01:59	EPA 8260B	
1,2,4-Trichlorobenzene	ND	0.077	2.0	ug/L	1	10/20/2016	10/21/2016 01:59	EPA 8260B	
1,2,4-Trimethylbenzene	ND	0.060	0.50	ug/L	1	10/20/2016	10/21/2016 01:59	EPA 8260B	
1,2-Dibromo-3-chloropropane	ND	0.25	0.50	ug/L	1	10/20/2016	10/21/2016 01:59	EPA 8260B	
1,2-Dibromoethane (EDB)	ND	0.13	0.50	ug/L	1	10/20/2016	10/21/2016 01:59	EPA 8260B	
1,2-Dichlorobenzene	ND	0.076	0.50	ug/L	1	10/20/2016	10/21/2016 01:59	EPA 8260B	
1,2-Dichloroethane	ND	0.078	0.50	ug/L	1	10/20/2016	10/21/2016 01:59	EPA 8260B	
1,2-Dichloropropane	ND	0.10	0.50	ug/L	1	10/20/2016	10/21/2016 01:59	EPA 8260B	
1,3,5-Trimethylbenzene	ND	0.075	0.50	ug/L	1	10/20/2016	10/21/2016 01:59	EPA 8260B	
1,3-Dichlorobenzene	ND	0.096	0.50	ug/L	1	10/20/2016	10/21/2016 01:59	EPA 8260B	
1,3-Dichloropropane	ND	0.11	0.50	ug/L	1	10/20/2016	10/21/2016 01:59	EPA 8260B	
1,4-Dichlorobenzene	ND	0.070	0.50	ug/L	1	10/20/2016	10/21/2016 01:59	EPA 8260B	
2,2-Dichloropropane	ND	0.14	0.50	ug/L	1	10/20/2016	10/21/2016 01:59	EPA 8260B	
2-Butanone	ND	3.0	20	ug/L	1	10/20/2016	10/21/2016 01:59	EPA 8260B	
2-Chlorotoluene	ND	0.075	0.50	ug/L	1	10/20/2016	10/21/2016 01:59	EPA 8260B	
2-Hexanone	ND	0.95	20	ug/L	1	10/20/2016	10/21/2016 01:59	EPA 8260B	
4-Chlorotoluene	ND	0.073	0.50	ug/L	1	10/20/2016	10/21/2016 01:59	EPA 8260B	
4-Methyl-2-pentanone	ND	0.77	20	ug/L	1	10/20/2016	10/21/2016 01:59	EPA 8260B	
Acetone	ND	3.4	20	ug/L	1	10/20/2016	10/21/2016 01:59	EPA 8260B	
Benzene	ND	0.089	0.50	ug/L	1	10/20/2016	10/21/2016 01:59	EPA 8260B	
Bromobenzene	ND	0.084	0.50	ug/L	1	10/20/2016	10/21/2016 01:59	EPA 8260B	
Bromochloromethane	ND	0.31	0.50	ug/L	1	10/20/2016	10/21/2016 01:59	EPA 8260B	
Bromodichloromethane	ND	0.077	0.50	ug/L	1	10/20/2016	10/21/2016 01:59	EPA 8260B	
Bromoform	ND	0.088	0.50	ug/L	1	10/20/2016	10/21/2016 01:59	EPA 8260B	
Bromomethane	ND	0.59	5.0	ug/L	1	10/20/2016	10/21/2016 01:59	EPA 8260B	
Carbon disulfide	ND	0.053	0.50	ug/L	1	10/20/2016	10/21/2016 01:59	EPA 8260B	
Carbon tetrachloride	ND	0.038	0.50	ug/L	1	10/20/2016	10/21/2016 01:59	EPA 8260B	
Chlorobenzene	ND	0.073	0.50	ug/L	1	10/20/2016	10/21/2016 01:59	EPA 8260B	
Chloroethane	ND	0.25	5.0	ug/L	1	10/20/2016	10/21/2016 01:59	EPA 8260B	
Chloroform	ND	0.062	0.50	ug/L	1	10/20/2016	10/21/2016 01:59	EPA 8260B	



2525 Advance Road
 Madison, WI 53718
 608.221.8700 Phone
 608.221.4889 Fax

TRC Environmental Corporation, Inc.
 708 Heartland Trail, Ste 3000
 Madison WI, 53717

Project: Madison Kipp Corp. Quarterly Sampling
 Project Number: 243950.000001
 Project Manager: Andrew Stehn

MP-16 Port 2 140-144
A164301-17 (Water)

Date Sampled
 10/11/2016 08:45

Analyte	Result	Limit of Detection	Limit of Quantitation	Units	Dilution	Prepared	Analyzed	Method	Qualifiers
---------	--------	--------------------	-----------------------	-------	----------	----------	----------	--------	------------

ECCS

Volatile Organic Compounds by Method 8260 - Purge and Trap

Preparation Batch:A610048

Chloromethane	0.60	0.16	2.0	ug/L	1	10/20/2016	10/21/2016 01:59	EPA 8260B	J
cis-1,2-Dichloroethene	1.7	0.11	0.50	ug/L	1	10/20/2016	10/21/2016 01:59	EPA 8260B	
cis-1,3-Dichloropropene	ND	0.061	0.50	ug/L	1	10/20/2016	10/21/2016 01:59	EPA 8260B	
Dibromochloromethane	ND	0.091	0.50	ug/L	1	10/20/2016	10/21/2016 01:59	EPA 8260B	
Dibromomethane	ND	0.14	0.50	ug/L	1	10/20/2016	10/21/2016 01:59	EPA 8260B	
Dichlorodifluoromethane	ND	0.11	0.50	ug/L	1	10/20/2016	10/21/2016 01:59	EPA 8260B	
Diisopropyl Ether	ND	0.15	0.50	ug/L	1	10/20/2016	10/21/2016 01:59	EPA 8260B	
Ethylbenzene	ND	0.054	0.50	ug/L	1	10/20/2016	10/21/2016 01:59	EPA 8260B	
Hexachlorobutadiene	ND	0.13	2.0	ug/L	1	10/20/2016	10/21/2016 01:59	EPA 8260B	
Isopropylbenzene	ND	0.081	0.50	ug/L	1	10/20/2016	10/21/2016 01:59	EPA 8260B	
m,p-Xylene	ND	0.057	1.0	ug/L	1	10/20/2016	10/21/2016 01:59	EPA 8260B	
Methyl t-Butyl Ether	ND	0.14	0.50	ug/L	1	10/20/2016	10/21/2016 01:59	EPA 8260B	
Methylene chloride	ND	0.14	2.0	ug/L	1	10/20/2016	10/21/2016 01:59	EPA 8260B	
Naphthalene	ND	0.088	5.0	ug/L	1	10/20/2016	10/21/2016 01:59	EPA 8260B	
n-Butyl Benzene	ND	0.14	0.50	ug/L	1	10/20/2016	10/21/2016 01:59	EPA 8260B	
n-Hexane	ND	0.21	0.50	ug/L	1	10/20/2016	10/21/2016 01:59	EPA 8260B	
n-Propyl Benzene	ND	0.10	0.50	ug/L	1	10/20/2016	10/21/2016 01:59	EPA 8260B	
o-Xylene	ND	0.058	0.50	ug/L	1	10/20/2016	10/21/2016 01:59	EPA 8260B	
p-Isopropyltoluene	ND	0.085	0.50	ug/L	1	10/20/2016	10/21/2016 01:59	EPA 8260B	
sec-Butyl Benzene	ND	0.13	0.50	ug/L	1	10/20/2016	10/21/2016 01:59	EPA 8260B	
Styrene	ND	0.065	0.50	ug/L	1	10/20/2016	10/21/2016 01:59	EPA 8260B	
tert-Butylbenzene	ND	0.12	0.50	ug/L	1	10/20/2016	10/21/2016 01:59	EPA 8260B	
Tetrachloroethene	29	0.081	0.50	ug/L	1	10/20/2016	10/21/2016 01:59	EPA 8260B	
Tetrahydrofuran	ND	1.2	10	ug/L	1	10/20/2016	10/21/2016 01:59	EPA 8260B	
Toluene	ND	0.053	0.50	ug/L	1	10/20/2016	10/21/2016 01:59	EPA 8260B	
trans-1,2-Dichloroethene	ND	0.11	0.50	ug/L	1	10/20/2016	10/21/2016 01:59	EPA 8260B	
trans-1,3-Dichloropropene	ND	0.096	0.50	ug/L	1	10/20/2016	10/21/2016 01:59	EPA 8260B	
Trichloroethene	6.1	0.062	0.50	ug/L	1	10/20/2016	10/21/2016 01:59	EPA 8260B	
Trichlorofluoromethane	ND	0.13	0.50	ug/L	1	10/20/2016	10/21/2016 01:59	EPA 8260B	
Vinyl chloride	ND	0.16	0.50	ug/L	1	10/20/2016	10/21/2016 01:59	EPA 8260B	
<i>Surrogate: Dibromofluoromethane</i>			120 %	60-140		10/20/2016	10/21/2016 01:59	EPA 8260B	
<i>Surrogate: Toluene-d8</i>			98.9 %	60-140		10/20/2016	10/21/2016 01:59	EPA 8260B	
<i>Surrogate: 4-Bromofluorobenzene</i>			99.8 %	60-140		10/20/2016	10/21/2016 01:59	EPA 8260B	



2525 Advance Road
 Madison, WI 53718
 608.221.8700 Phone
 608.221.4889 Fax

TRC Environmental Corporation, Inc.
 708 Heartland Trail, Ste 3000
 Madison WI, 53717

Project: Madison Kipp Corp. Quarterly Sampling
 Project Number: 243950.000001
 Project Manager: Andrew Stehn

MP-16 Port 3 106-116
A164301-18 (Water)

Date Sampled
 10/11/2016 09:10

Analyte	Result	Limit of Detection	Limit of Quantitation	Units	Dilution	Prepared	Analyzed	Method	Qualifiers
---------	--------	--------------------	-----------------------	-------	----------	----------	----------	--------	------------

ECCS

Volatile Organic Compounds by Method 8260 - Purge and Trap

Preparation Batch:A610048

1,1,1,2-Tetrachloroethane	ND	0.22	1.0	ug/L	2	10/20/2016	10/21/2016 02:26	EPA 8260B	
1,1,1-Trichloroethane	ND	0.20	1.0	ug/L	2	10/20/2016	10/21/2016 02:26	EPA 8260B	
1,1,2,2-Tetrachloroethane	ND	0.20	1.0	ug/L	2	10/20/2016	10/21/2016 02:26	EPA 8260B	
1,1,2-Trichloroethane	ND	0.20	1.0	ug/L	2	10/20/2016	10/21/2016 02:26	EPA 8260B	
1,1,2-Trichlorotrifluoroethane	ND	0.26	1.0	ug/L	2	10/20/2016	10/21/2016 02:26	EPA 8260B	
1,1-Dichloroethane	ND	0.24	1.0	ug/L	2	10/20/2016	10/21/2016 02:26	EPA 8260B	
1,1-Dichloroethene	ND	0.28	1.0	ug/L	2	10/20/2016	10/21/2016 02:26	EPA 8260B	
1,1-Dichloropropene	ND	0.22	1.0	ug/L	2	10/20/2016	10/21/2016 02:26	EPA 8260B	
1,2,3-Trichlorobenzene	ND	0.090	4.0	ug/L	2	10/20/2016	10/21/2016 02:26	EPA 8260B	
1,2,3-Trichloropropane	ND	0.30	2.0	ug/L	2	10/20/2016	10/21/2016 02:26	EPA 8260B	
1,2,4-Trichlorobenzene	ND	0.15	4.0	ug/L	2	10/20/2016	10/21/2016 02:26	EPA 8260B	
1,2,4-Trimethylbenzene	ND	0.12	1.0	ug/L	2	10/20/2016	10/21/2016 02:26	EPA 8260B	
1,2-Dibromo-3-chloropropane	ND	0.50	1.0	ug/L	2	10/20/2016	10/21/2016 02:26	EPA 8260B	
1,2-Dibromoethane (EDB)	ND	0.26	1.0	ug/L	2	10/20/2016	10/21/2016 02:26	EPA 8260B	
1,2-Dichlorobenzene	ND	0.15	1.0	ug/L	2	10/20/2016	10/21/2016 02:26	EPA 8260B	
1,2-Dichloroethane	ND	0.16	1.0	ug/L	2	10/20/2016	10/21/2016 02:26	EPA 8260B	
1,2-Dichloropropane	ND	0.20	1.0	ug/L	2	10/20/2016	10/21/2016 02:26	EPA 8260B	
1,3,5-Trimethylbenzene	ND	0.15	1.0	ug/L	2	10/20/2016	10/21/2016 02:26	EPA 8260B	
1,3-Dichlorobenzene	ND	0.19	1.0	ug/L	2	10/20/2016	10/21/2016 02:26	EPA 8260B	
1,3-Dichloropropane	ND	0.22	1.0	ug/L	2	10/20/2016	10/21/2016 02:26	EPA 8260B	
1,4-Dichlorobenzene	ND	0.14	1.0	ug/L	2	10/20/2016	10/21/2016 02:26	EPA 8260B	
2,2-Dichloropropane	ND	0.28	1.0	ug/L	2	10/20/2016	10/21/2016 02:26	EPA 8260B	
2-Butanone	ND	6.0	40	ug/L	2	10/20/2016	10/21/2016 02:26	EPA 8260B	
2-Chlorotoluene	ND	0.15	1.0	ug/L	2	10/20/2016	10/21/2016 02:26	EPA 8260B	
2-Hexanone	ND	1.9	40	ug/L	2	10/20/2016	10/21/2016 02:26	EPA 8260B	
4-Chlorotoluene	ND	0.15	1.0	ug/L	2	10/20/2016	10/21/2016 02:26	EPA 8260B	
4-Methyl-2-pentanone	ND	1.5	40	ug/L	2	10/20/2016	10/21/2016 02:26	EPA 8260B	
Acetone	ND	6.8	40	ug/L	2	10/20/2016	10/21/2016 02:26	EPA 8260B	
Benzene	ND	0.18	1.0	ug/L	2	10/20/2016	10/21/2016 02:26	EPA 8260B	
Bromobenzene	ND	0.17	1.0	ug/L	2	10/20/2016	10/21/2016 02:26	EPA 8260B	
Bromochloromethane	ND	0.62	1.0	ug/L	2	10/20/2016	10/21/2016 02:26	EPA 8260B	
Bromodichloromethane	ND	0.15	1.0	ug/L	2	10/20/2016	10/21/2016 02:26	EPA 8260B	
Bromoform	ND	0.18	1.0	ug/L	2	10/20/2016	10/21/2016 02:26	EPA 8260B	
Bromomethane	ND	1.2	10	ug/L	2	10/20/2016	10/21/2016 02:26	EPA 8260B	
Carbon disulfide	ND	0.11	1.0	ug/L	2	10/20/2016	10/21/2016 02:26	EPA 8260B	
Carbon tetrachloride	ND	0.076	1.0	ug/L	2	10/20/2016	10/21/2016 02:26	EPA 8260B	
Chlorobenzene	ND	0.15	1.0	ug/L	2	10/20/2016	10/21/2016 02:26	EPA 8260B	
Chloroethane	ND	0.50	10	ug/L	2	10/20/2016	10/21/2016 02:26	EPA 8260B	
Chloroform	ND	0.12	1.0	ug/L	2	10/20/2016	10/21/2016 02:26	EPA 8260B	



2525 Advance Road
 Madison, WI 53718
 608.221.8700 Phone
 608.221.4889 Fax

TRC Environmental Corporation, Inc.
 708 Heartland Trail, Ste 3000
 Madison WI, 53717

Project: Madison Kipp Corp. Quarterly Sampling
 Project Number: 243950.000001
 Project Manager: Andrew Stehn

MP-16 Port 3 106-116
A164301-18 (Water)

Date Sampled
 10/11/2016 09:10

Analyte	Result	Limit of Detection	Limit of Quantitation	Units	Dilution	Prepared	Analyzed	Method	Qualifiers
---------	--------	--------------------	-----------------------	-------	----------	----------	----------	--------	------------

ECCS

Volatile Organic Compounds by Method 8260 - Purge and Trap

Preparation Batch:A610048

Chloromethane	0.74	0.32	4.0	ug/L	2	10/20/2016	10/21/2016 02:26	EPA 8260B	J, D
cis-1,2-Dichloroethene	6.4	0.22	1.0	ug/L	2	10/20/2016	10/21/2016 02:26	EPA 8260B	D
cis-1,3-Dichloropropene	ND	0.12	1.0	ug/L	2	10/20/2016	10/21/2016 02:26	EPA 8260B	
Dibromochloromethane	ND	0.18	1.0	ug/L	2	10/20/2016	10/21/2016 02:26	EPA 8260B	
Dibromomethane	ND	0.28	1.0	ug/L	2	10/20/2016	10/21/2016 02:26	EPA 8260B	
Dichlorodifluoromethane	ND	0.22	1.0	ug/L	2	10/20/2016	10/21/2016 02:26	EPA 8260B	
Diisopropyl Ether	ND	0.30	1.0	ug/L	2	10/20/2016	10/21/2016 02:26	EPA 8260B	
Ethylbenzene	ND	0.11	1.0	ug/L	2	10/20/2016	10/21/2016 02:26	EPA 8260B	
Hexachlorobutadiene	ND	0.26	4.0	ug/L	2	10/20/2016	10/21/2016 02:26	EPA 8260B	
Isopropylbenzene	ND	0.16	1.0	ug/L	2	10/20/2016	10/21/2016 02:26	EPA 8260B	
m,p-Xylene	ND	0.11	2.0	ug/L	2	10/20/2016	10/21/2016 02:26	EPA 8260B	
Methyl t-Butyl Ether	ND	0.28	1.0	ug/L	2	10/20/2016	10/21/2016 02:26	EPA 8260B	
Methylene chloride	ND	0.28	4.0	ug/L	2	10/20/2016	10/21/2016 02:26	EPA 8260B	
Naphthalene	ND	0.18	10	ug/L	2	10/20/2016	10/21/2016 02:26	EPA 8260B	
n-Butyl Benzene	ND	0.28	1.0	ug/L	2	10/20/2016	10/21/2016 02:26	EPA 8260B	
n-Hexane	ND	0.42	1.0	ug/L	2	10/20/2016	10/21/2016 02:26	EPA 8260B	
n-Propyl Benzene	ND	0.20	1.0	ug/L	2	10/20/2016	10/21/2016 02:26	EPA 8260B	
o-Xylene	ND	0.12	1.0	ug/L	2	10/20/2016	10/21/2016 02:26	EPA 8260B	
p-Isopropyltoluene	ND	0.17	1.0	ug/L	2	10/20/2016	10/21/2016 02:26	EPA 8260B	
sec-Butyl Benzene	ND	0.26	1.0	ug/L	2	10/20/2016	10/21/2016 02:26	EPA 8260B	
Styrene	ND	0.13	1.0	ug/L	2	10/20/2016	10/21/2016 02:26	EPA 8260B	
tert-Butylbenzene	ND	0.24	1.0	ug/L	2	10/20/2016	10/21/2016 02:26	EPA 8260B	
Tetrachloroethene	68	0.16	1.0	ug/L	2	10/20/2016	10/21/2016 02:26	EPA 8260B	D
Tetrahydrofuran	ND	2.4	20	ug/L	2	10/20/2016	10/21/2016 02:26	EPA 8260B	
Toluene	0.16	0.11	1.0	ug/L	2	10/20/2016	10/21/2016 02:26	EPA 8260B	J, D
trans-1,2-Dichloroethene	ND	0.22	1.0	ug/L	2	10/20/2016	10/21/2016 02:26	EPA 8260B	
trans-1,3-Dichloropropene	ND	0.19	1.0	ug/L	2	10/20/2016	10/21/2016 02:26	EPA 8260B	
Trichloroethene	9.2	0.12	1.0	ug/L	2	10/20/2016	10/21/2016 02:26	EPA 8260B	D
Trichlorofluoromethane	ND	0.26	1.0	ug/L	2	10/20/2016	10/21/2016 02:26	EPA 8260B	
Vinyl chloride	ND	0.32	1.0	ug/L	2	10/20/2016	10/21/2016 02:26	EPA 8260B	
Surrogate: Dibromofluoromethane			122 %	60-140		10/20/2016	10/21/2016 02:26	EPA 8260B	
Surrogate: Toluene-d8			93.4 %	60-140		10/20/2016	10/21/2016 02:26	EPA 8260B	
Surrogate: 4-Bromofluorobenzene			99.5 %	60-140		10/20/2016	10/21/2016 02:26	EPA 8260B	



2525 Advance Road
 Madison, WI 53718
 608.221.8700 Phone
 608.221.4889 Fax

TRC Environmental Corporation, Inc.
 708 Heartland Trail, Ste 3000
 Madison WI, 53717

Project: Madison Kipp Corp. Quarterly Sampling
 Project Number: 243950.000001
 Project Manager: Andrew Stehn

MW-25D
A164301-19 (Water)

Date Sampled
 10/11/2016 13:25

Analyte	Result	Limit of Detection	Limit of Quantitation	Units	Dilution	Prepared	Analyzed	Method	Qualifiers
---------	--------	--------------------	-----------------------	-------	----------	----------	----------	--------	------------

ECCS

Volatile Organic Compounds by Method 8260 - Purge and Trap

Preparation Batch:A610048

1,1,1,2-Tetrachloroethane	ND	0.11	0.50	ug/L	1	10/20/2016	10/20/2016 17:49	EPA 8260B	
1,1,1-Trichloroethane	ND	0.10	0.50	ug/L	1	10/20/2016	10/20/2016 17:49	EPA 8260B	
1,1,2,2-Tetrachloroethane	ND	0.099	0.50	ug/L	1	10/20/2016	10/20/2016 17:49	EPA 8260B	
1,1,2-Trichloroethane	ND	0.10	0.50	ug/L	1	10/20/2016	10/20/2016 17:49	EPA 8260B	
1,1,2-Trichlorotrifluoroethane	ND	0.13	0.50	ug/L	1	10/20/2016	10/20/2016 17:49	EPA 8260B	
1,1-Dichloroethane	ND	0.12	0.50	ug/L	1	10/20/2016	10/20/2016 17:49	EPA 8260B	
1,1-Dichloroethene	ND	0.14	0.50	ug/L	1	10/20/2016	10/20/2016 17:49	EPA 8260B	
1,1-Dichloropropene	ND	0.11	0.50	ug/L	1	10/20/2016	10/20/2016 17:49	EPA 8260B	
1,2,3-Trichlorobenzene	ND	0.045	2.0	ug/L	1	10/20/2016	10/20/2016 17:49	EPA 8260B	
1,2,3-Trichloropropane	ND	0.15	1.0	ug/L	1	10/20/2016	10/20/2016 17:49	EPA 8260B	
1,2,4-Trichlorobenzene	ND	0.077	2.0	ug/L	1	10/20/2016	10/20/2016 17:49	EPA 8260B	
1,2,4-Trimethylbenzene	ND	0.060	0.50	ug/L	1	10/20/2016	10/20/2016 17:49	EPA 8260B	
1,2-Dibromo-3-chloropropane	ND	0.25	0.50	ug/L	1	10/20/2016	10/20/2016 17:49	EPA 8260B	
1,2-Dibromoethane (EDB)	ND	0.13	0.50	ug/L	1	10/20/2016	10/20/2016 17:49	EPA 8260B	
1,2-Dichlorobenzene	ND	0.076	0.50	ug/L	1	10/20/2016	10/20/2016 17:49	EPA 8260B	
1,2-Dichloroethane	ND	0.078	0.50	ug/L	1	10/20/2016	10/20/2016 17:49	EPA 8260B	
1,2-Dichloropropane	ND	0.10	0.50	ug/L	1	10/20/2016	10/20/2016 17:49	EPA 8260B	
1,3,5-Trimethylbenzene	ND	0.075	0.50	ug/L	1	10/20/2016	10/20/2016 17:49	EPA 8260B	
1,3-Dichlorobenzene	ND	0.096	0.50	ug/L	1	10/20/2016	10/20/2016 17:49	EPA 8260B	
1,3-Dichloropropane	ND	0.11	0.50	ug/L	1	10/20/2016	10/20/2016 17:49	EPA 8260B	
1,4-Dichlorobenzene	ND	0.070	0.50	ug/L	1	10/20/2016	10/20/2016 17:49	EPA 8260B	
2,2-Dichloropropane	ND	0.14	0.50	ug/L	1	10/20/2016	10/20/2016 17:49	EPA 8260B	
2-Butanone	ND	3.0	20	ug/L	1	10/20/2016	10/20/2016 17:49	EPA 8260B	
2-Chlorotoluene	ND	0.075	0.50	ug/L	1	10/20/2016	10/20/2016 17:49	EPA 8260B	
2-Hexanone	ND	0.95	20	ug/L	1	10/20/2016	10/20/2016 17:49	EPA 8260B	
4-Chlorotoluene	ND	0.073	0.50	ug/L	1	10/20/2016	10/20/2016 17:49	EPA 8260B	
4-Methyl-2-pentanone	ND	0.77	20	ug/L	1	10/20/2016	10/20/2016 17:49	EPA 8260B	
Acetone	ND	3.4	20	ug/L	1	10/20/2016	10/20/2016 17:49	EPA 8260B	
Benzene	ND	0.089	0.50	ug/L	1	10/20/2016	10/20/2016 17:49	EPA 8260B	
Bromobenzene	ND	0.084	0.50	ug/L	1	10/20/2016	10/20/2016 17:49	EPA 8260B	
Bromochloromethane	ND	0.31	0.50	ug/L	1	10/20/2016	10/20/2016 17:49	EPA 8260B	
Bromodichloromethane	ND	0.077	0.50	ug/L	1	10/20/2016	10/20/2016 17:49	EPA 8260B	
Bromoform	ND	0.088	0.50	ug/L	1	10/20/2016	10/20/2016 17:49	EPA 8260B	
Bromomethane	ND	0.59	5.0	ug/L	1	10/20/2016	10/20/2016 17:49	EPA 8260B	
Carbon disulfide	ND	0.053	0.50	ug/L	1	10/20/2016	10/20/2016 17:49	EPA 8260B	
Carbon tetrachloride	ND	0.038	0.50	ug/L	1	10/20/2016	10/20/2016 17:49	EPA 8260B	
Chlorobenzene	ND	0.073	0.50	ug/L	1	10/20/2016	10/20/2016 17:49	EPA 8260B	
Chloroethane	ND	0.25	5.0	ug/L	1	10/20/2016	10/20/2016 17:49	EPA 8260B	
Chloroform	ND	0.062	0.50	ug/L	1	10/20/2016	10/20/2016 17:49	EPA 8260B	



2525 Advance Road
Madison, WI 53718
608.221.8700 Phone
608.221.4889 Fax

TRC Environmental Corporation, Inc.
708 Heartland Trail, Ste 3000
Madison WI, 53717

Project: Madison Kipp Corp. Quarterly Sampling
Project Number: 243950.000001
Project Manager: Andrew Stehn

MW-25D
A164301-19 (Water)

Date Sampled
10/11/2016 13:25

Analyte	Result	Limit of Detection	Limit of Quantitation	Units	Dilution	Prepared	Analyzed	Method	Qualifiers
---------	--------	--------------------	-----------------------	-------	----------	----------	----------	--------	------------

ECCS

Volatile Organic Compounds by Method 8260 - Purge and Trap

Preparation Batch:A610048

Chloromethane	0.37	0.16	2.0	ug/L	1	10/20/2016	10/20/2016 17:49	EPA 8260B	J
cis-1,2-Dichloroethene	ND	0.11	0.50	ug/L	1	10/20/2016	10/20/2016 17:49	EPA 8260B	
cis-1,3-Dichloropropene	ND	0.061	0.50	ug/L	1	10/20/2016	10/20/2016 17:49	EPA 8260B	
Dibromochloromethane	ND	0.091	0.50	ug/L	1	10/20/2016	10/20/2016 17:49	EPA 8260B	
Dibromomethane	ND	0.14	0.50	ug/L	1	10/20/2016	10/20/2016 17:49	EPA 8260B	
Dichlorodifluoromethane	ND	0.11	0.50	ug/L	1	10/20/2016	10/20/2016 17:49	EPA 8260B	
Diisopropyl Ether	ND	0.15	0.50	ug/L	1	10/20/2016	10/20/2016 17:49	EPA 8260B	
Ethylbenzene	ND	0.054	0.50	ug/L	1	10/20/2016	10/20/2016 17:49	EPA 8260B	
Hexachlorobutadiene	ND	0.13	2.0	ug/L	1	10/20/2016	10/20/2016 17:49	EPA 8260B	
Isopropylbenzene	ND	0.081	0.50	ug/L	1	10/20/2016	10/20/2016 17:49	EPA 8260B	
m,p-Xylene	ND	0.057	1.0	ug/L	1	10/20/2016	10/20/2016 17:49	EPA 8260B	
Methyl t-Butyl Ether	ND	0.14	0.50	ug/L	1	10/20/2016	10/20/2016 17:49	EPA 8260B	
Methylene chloride	0.23	0.14	2.0	ug/L	1	10/20/2016	10/20/2016 17:49	EPA 8260B	J
Naphthalene	ND	0.088	5.0	ug/L	1	10/20/2016	10/20/2016 17:49	EPA 8260B	
n-Butyl Benzene	ND	0.14	0.50	ug/L	1	10/20/2016	10/20/2016 17:49	EPA 8260B	
n-Hexane	ND	0.21	0.50	ug/L	1	10/20/2016	10/20/2016 17:49	EPA 8260B	
n-Propyl Benzene	ND	0.10	0.50	ug/L	1	10/20/2016	10/20/2016 17:49	EPA 8260B	
o-Xylene	ND	0.058	0.50	ug/L	1	10/20/2016	10/20/2016 17:49	EPA 8260B	
p-Isopropyltoluene	ND	0.085	0.50	ug/L	1	10/20/2016	10/20/2016 17:49	EPA 8260B	
sec-Butyl Benzene	ND	0.13	0.50	ug/L	1	10/20/2016	10/20/2016 17:49	EPA 8260B	
Styrene	ND	0.065	0.50	ug/L	1	10/20/2016	10/20/2016 17:49	EPA 8260B	
tert-Butylbenzene	ND	0.12	0.50	ug/L	1	10/20/2016	10/20/2016 17:49	EPA 8260B	
Tetrachloroethene	0.55	0.081	0.50	ug/L	1	10/20/2016	10/20/2016 17:49	EPA 8260B	
Tetrahydrofuran	ND	1.2	10	ug/L	1	10/20/2016	10/20/2016 17:49	EPA 8260B	
Toluene	0.090	0.053	0.50	ug/L	1	10/20/2016	10/20/2016 17:49	EPA 8260B	J
trans-1,2-Dichloroethene	ND	0.11	0.50	ug/L	1	10/20/2016	10/20/2016 17:49	EPA 8260B	
trans-1,3-Dichloropropene	ND	0.096	0.50	ug/L	1	10/20/2016	10/20/2016 17:49	EPA 8260B	
Trichloroethene	ND	0.062	0.50	ug/L	1	10/20/2016	10/20/2016 17:49	EPA 8260B	
Trichlorofluoromethane	ND	0.13	0.50	ug/L	1	10/20/2016	10/20/2016 17:49	EPA 8260B	
Vinyl chloride	ND	0.16	0.50	ug/L	1	10/20/2016	10/20/2016 17:49	EPA 8260B	
Surrogate: Dibromofluoromethane			110 %	60-140		10/20/2016	10/20/2016 17:49	EPA 8260B	
Surrogate: Toluene-d8			101 %	60-140		10/20/2016	10/20/2016 17:49	EPA 8260B	
Surrogate: 4-Bromofluorobenzene			99.6 %	60-140		10/20/2016	10/20/2016 17:49	EPA 8260B	



2525 Advance Road
 Madison, WI 53718
 608.221.8700 Phone
 608.221.4889 Fax

TRC Environmental Corporation, Inc.
 708 Heartland Trail, Ste 3000
 Madison WI, 53717

Project: Madison Kipp Corp. Quarterly Sampling
 Project Number: 243950.000001
 Project Manager: Andrew Stehn

MW-25D2
A164301-20 (Water)

Date Sampled
 10/11/2016 14:40

Analyte	Result	Limit of Detection	Limit of Quantitation	Units	Dilution	Prepared	Analyzed	Method	Qualifiers
---------	--------	--------------------	-----------------------	-------	----------	----------	----------	--------	------------

ECCS

Volatile Organic Compounds by Method 8260 - Purge and Trap

Preparation Batch:A610048

1,1,1,2-Tetrachloroethane	ND	0.11	0.50	ug/L	1	10/20/2016	10/22/2016 02:05	EPA 8260B	
1,1,1-Trichloroethane	ND	0.10	0.50	ug/L	1	10/20/2016	10/22/2016 02:05	EPA 8260B	
1,1,2,2-Tetrachloroethane	ND	0.099	0.50	ug/L	1	10/20/2016	10/22/2016 02:05	EPA 8260B	
1,1,2-Trichloroethane	ND	0.10	0.50	ug/L	1	10/20/2016	10/22/2016 02:05	EPA 8260B	
1,1,2-Trichlorotrifluoroethane	ND	0.13	0.50	ug/L	1	10/20/2016	10/22/2016 02:05	EPA 8260B	
1,1-Dichloroethane	ND	0.12	0.50	ug/L	1	10/20/2016	10/22/2016 02:05	EPA 8260B	
1,1-Dichloroethene	ND	0.14	0.50	ug/L	1	10/20/2016	10/22/2016 02:05	EPA 8260B	
1,1-Dichloropropene	ND	0.11	0.50	ug/L	1	10/20/2016	10/22/2016 02:05	EPA 8260B	
1,2,3-Trichlorobenzene	ND	0.045	2.0	ug/L	1	10/20/2016	10/22/2016 02:05	EPA 8260B	
1,2,3-Trichloropropane	ND	0.15	1.0	ug/L	1	10/20/2016	10/22/2016 02:05	EPA 8260B	
1,2,4-Trichlorobenzene	ND	0.077	2.0	ug/L	1	10/20/2016	10/22/2016 02:05	EPA 8260B	
1,2,4-Trimethylbenzene	ND	0.060	0.50	ug/L	1	10/20/2016	10/22/2016 02:05	EPA 8260B	
1,2-Dibromo-3-chloropropane	ND	0.25	0.50	ug/L	1	10/20/2016	10/22/2016 02:05	EPA 8260B	
1,2-Dibromoethane (EDB)	ND	0.13	0.50	ug/L	1	10/20/2016	10/22/2016 02:05	EPA 8260B	
1,2-Dichlorobenzene	ND	0.076	0.50	ug/L	1	10/20/2016	10/22/2016 02:05	EPA 8260B	
1,2-Dichloroethane	ND	0.078	0.50	ug/L	1	10/20/2016	10/22/2016 02:05	EPA 8260B	
1,2-Dichloropropane	ND	0.10	0.50	ug/L	1	10/20/2016	10/22/2016 02:05	EPA 8260B	
1,3,5-Trimethylbenzene	ND	0.075	0.50	ug/L	1	10/20/2016	10/22/2016 02:05	EPA 8260B	
1,3-Dichlorobenzene	ND	0.096	0.50	ug/L	1	10/20/2016	10/22/2016 02:05	EPA 8260B	
1,3-Dichloropropane	ND	0.11	0.50	ug/L	1	10/20/2016	10/22/2016 02:05	EPA 8260B	
1,4-Dichlorobenzene	ND	0.070	0.50	ug/L	1	10/20/2016	10/22/2016 02:05	EPA 8260B	
2,2-Dichloropropane	ND	0.14	0.50	ug/L	1	10/20/2016	10/22/2016 02:05	EPA 8260B	
2-Butanone	ND	3.0	20	ug/L	1	10/20/2016	10/22/2016 02:05	EPA 8260B	
2-Chlorotoluene	ND	0.075	0.50	ug/L	1	10/20/2016	10/22/2016 02:05	EPA 8260B	
2-Hexanone	ND	0.95	20	ug/L	1	10/20/2016	10/22/2016 02:05	EPA 8260B	
4-Chlorotoluene	ND	0.073	0.50	ug/L	1	10/20/2016	10/22/2016 02:05	EPA 8260B	
4-Methyl-2-pentanone	ND	0.77	20	ug/L	1	10/20/2016	10/22/2016 02:05	EPA 8260B	
Acetone	ND	3.4	20	ug/L	1	10/20/2016	10/22/2016 02:05	EPA 8260B	
Benzene	ND	0.089	0.50	ug/L	1	10/20/2016	10/22/2016 02:05	EPA 8260B	
Bromobenzene	ND	0.084	0.50	ug/L	1	10/20/2016	10/22/2016 02:05	EPA 8260B	
Bromochloromethane	ND	0.31	0.50	ug/L	1	10/20/2016	10/22/2016 02:05	EPA 8260B	
Bromodichloromethane	ND	0.077	0.50	ug/L	1	10/20/2016	10/22/2016 02:05	EPA 8260B	
Bromoform	ND	0.088	0.50	ug/L	1	10/20/2016	10/22/2016 02:05	EPA 8260B	
Bromomethane	ND	0.59	5.0	ug/L	1	10/20/2016	10/22/2016 02:05	EPA 8260B	
Carbon disulfide	ND	0.053	0.50	ug/L	1	10/20/2016	10/22/2016 02:05	EPA 8260B	
Carbon tetrachloride	ND	0.038	0.50	ug/L	1	10/20/2016	10/22/2016 02:05	EPA 8260B	
Chlorobenzene	ND	0.073	0.50	ug/L	1	10/20/2016	10/22/2016 02:05	EPA 8260B	
Chloroethane	ND	0.25	5.0	ug/L	1	10/20/2016	10/22/2016 02:05	EPA 8260B	
Chloroform	ND	0.062	0.50	ug/L	1	10/20/2016	10/22/2016 02:05	EPA 8260B	



2525 Advance Road
Madison, WI 53718
608.221.8700 Phone
608.221.4889 Fax

TRC Environmental Corporation, Inc.
708 Heartland Trail, Ste 3000
Madison WI, 53717

Project: Madison Kipp Corp. Quarterly Sampling
Project Number: 243950.000001
Project Manager: Andrew Stehn

MW-25D2
A164301-20 (Water)

Date Sampled
10/11/2016 14:40

Analyte	Result	Limit of Detection	Limit of Quantitation	Units	Dilution	Prepared	Analyzed	Method	Qualifiers
---------	--------	--------------------	-----------------------	-------	----------	----------	----------	--------	------------

ECCS

Volatile Organic Compounds by Method 8260 - Purge and Trap

Preparation Batch:A610048

Chloromethane	0.68	0.16	2.0	ug/L	1	10/20/2016	10/22/2016 02:05	EPA 8260B	HC, J
cis-1,2-Dichloroethene	ND	0.11	0.50	ug/L	1	10/20/2016	10/22/2016 02:05	EPA 8260B	
cis-1,3-Dichloropropene	ND	0.061	0.50	ug/L	1	10/20/2016	10/22/2016 02:05	EPA 8260B	
Dibromochloromethane	ND	0.091	0.50	ug/L	1	10/20/2016	10/22/2016 02:05	EPA 8260B	
Dibromomethane	ND	0.14	0.50	ug/L	1	10/20/2016	10/22/2016 02:05	EPA 8260B	
Dichlorodifluoromethane	ND	0.11	0.50	ug/L	1	10/20/2016	10/22/2016 02:05	EPA 8260B	
Diisopropyl Ether	ND	0.15	0.50	ug/L	1	10/20/2016	10/22/2016 02:05	EPA 8260B	
Ethylbenzene	ND	0.054	0.50	ug/L	1	10/20/2016	10/22/2016 02:05	EPA 8260B	
Hexachlorobutadiene	ND	0.13	2.0	ug/L	1	10/20/2016	10/22/2016 02:05	EPA 8260B	
Isopropylbenzene	ND	0.081	0.50	ug/L	1	10/20/2016	10/22/2016 02:05	EPA 8260B	
m,p-Xylene	ND	0.057	1.0	ug/L	1	10/20/2016	10/22/2016 02:05	EPA 8260B	
Methyl t-Butyl Ether	ND	0.14	0.50	ug/L	1	10/20/2016	10/22/2016 02:05	EPA 8260B	
Methylene chloride	ND	0.14	2.0	ug/L	1	10/20/2016	10/22/2016 02:05	EPA 8260B	
Naphthalene	ND	0.088	5.0	ug/L	1	10/20/2016	10/22/2016 02:05	EPA 8260B	
n-Butyl Benzene	ND	0.14	0.50	ug/L	1	10/20/2016	10/22/2016 02:05	EPA 8260B	
n-Hexane	ND	0.21	0.50	ug/L	1	10/20/2016	10/22/2016 02:05	EPA 8260B	
n-Propyl Benzene	ND	0.10	0.50	ug/L	1	10/20/2016	10/22/2016 02:05	EPA 8260B	
o-Xylene	ND	0.058	0.50	ug/L	1	10/20/2016	10/22/2016 02:05	EPA 8260B	
p-Isopropyltoluene	ND	0.085	0.50	ug/L	1	10/20/2016	10/22/2016 02:05	EPA 8260B	
sec-Butyl Benzene	ND	0.13	0.50	ug/L	1	10/20/2016	10/22/2016 02:05	EPA 8260B	
Styrene	ND	0.065	0.50	ug/L	1	10/20/2016	10/22/2016 02:05	EPA 8260B	
tert-Butylbenzene	ND	0.12	0.50	ug/L	1	10/20/2016	10/22/2016 02:05	EPA 8260B	
Tetrachloroethene	ND	0.081	0.50	ug/L	1	10/20/2016	10/22/2016 02:05	EPA 8260B	
Tetrahydrofuran	ND	1.2	10	ug/L	1	10/20/2016	10/22/2016 02:05	EPA 8260B	
Toluene	0.11	0.053	0.50	ug/L	1	10/20/2016	10/22/2016 02:05	EPA 8260B	J
trans-1,2-Dichloroethene	ND	0.11	0.50	ug/L	1	10/20/2016	10/22/2016 02:05	EPA 8260B	
trans-1,3-Dichloropropene	ND	0.096	0.50	ug/L	1	10/20/2016	10/22/2016 02:05	EPA 8260B	
Trichloroethene	ND	0.062	0.50	ug/L	1	10/20/2016	10/22/2016 02:05	EPA 8260B	
Trichlorofluoromethane	ND	0.13	0.50	ug/L	1	10/20/2016	10/22/2016 02:05	EPA 8260B	
Vinyl chloride	ND	0.16	0.50	ug/L	1	10/20/2016	10/22/2016 02:05	EPA 8260B	

Surrogate: Dibromofluoromethane			123 %	60-140		10/20/2016	10/22/2016 02:05	EPA 8260B	
Surrogate: Toluene-d8			97.2 %	60-140		10/20/2016	10/22/2016 02:05	EPA 8260B	
Surrogate: 4-Bromofluorobenzene			101 %	60-140		10/20/2016	10/22/2016 02:05	EPA 8260B	



2525 Advance Road
 Madison, WI 53718
 608.221.8700 Phone
 608.221.4889 Fax

TRC Environmental Corporation, Inc.
 708 Heartland Trail, Ste 3000
 Madison WI, 53717

Project: Madison Kipp Corp. Quarterly Sampling
 Project Number: 243950.000001
 Project Manager: Andrew Stehn

MW-27D
A164301-21 (Water)

Date Sampled
 10/11/2016 15:41

Analyte	Result	Limit of Detection	Limit of Quantitation	Units	Dilution	Prepared	Analyzed	Method	Qualifiers
---------	--------	--------------------	-----------------------	-------	----------	----------	----------	--------	------------

ECCS

Volatile Organic Compounds by Method 8260 - Purge and Trap

Preparation Batch:A610050

1,1,1,2-Tetrachloroethane	ND	0.11	0.50	ug/L	1	10/21/2016	10/21/2016 11:02	EPA 8260B	
1,1,1-Trichloroethane	ND	0.10	0.50	ug/L	1	10/21/2016	10/21/2016 11:02	EPA 8260B	
1,1,2,2-Tetrachloroethane	ND	0.099	0.50	ug/L	1	10/21/2016	10/21/2016 11:02	EPA 8260B	
1,1,2-Trichloroethane	ND	0.10	0.50	ug/L	1	10/21/2016	10/21/2016 11:02	EPA 8260B	
1,1,2-Trichlorotrifluoroethane	ND	0.13	0.50	ug/L	1	10/21/2016	10/21/2016 11:02	EPA 8260B	
1,1-Dichloroethane	ND	0.12	0.50	ug/L	1	10/21/2016	10/21/2016 11:02	EPA 8260B	
1,1-Dichloroethene	ND	0.14	0.50	ug/L	1	10/21/2016	10/21/2016 11:02	EPA 8260B	
1,1-Dichloropropene	ND	0.11	0.50	ug/L	1	10/21/2016	10/21/2016 11:02	EPA 8260B	
1,2,3-Trichlorobenzene	ND	0.045	2.0	ug/L	1	10/21/2016	10/21/2016 11:02	EPA 8260B	
1,2,3-Trichloropropane	ND	0.15	1.0	ug/L	1	10/21/2016	10/21/2016 11:02	EPA 8260B	
1,2,4-Trichlorobenzene	ND	0.077	2.0	ug/L	1	10/21/2016	10/21/2016 11:02	EPA 8260B	
1,2,4-Trimethylbenzene	ND	0.060	0.50	ug/L	1	10/21/2016	10/21/2016 11:02	EPA 8260B	
1,2-Dibromo-3-chloropropane	ND	0.25	0.50	ug/L	1	10/21/2016	10/21/2016 11:02	EPA 8260B	
1,2-Dibromoethane (EDB)	ND	0.13	0.50	ug/L	1	10/21/2016	10/21/2016 11:02	EPA 8260B	
1,2-Dichlorobenzene	ND	0.076	0.50	ug/L	1	10/21/2016	10/21/2016 11:02	EPA 8260B	
1,2-Dichloroethane	ND	0.078	0.50	ug/L	1	10/21/2016	10/21/2016 11:02	EPA 8260B	
1,2-Dichloropropane	ND	0.10	0.50	ug/L	1	10/21/2016	10/21/2016 11:02	EPA 8260B	
1,3,5-Trimethylbenzene	ND	0.075	0.50	ug/L	1	10/21/2016	10/21/2016 11:02	EPA 8260B	
1,3-Dichlorobenzene	ND	0.096	0.50	ug/L	1	10/21/2016	10/21/2016 11:02	EPA 8260B	
1,3-Dichloropropane	ND	0.11	0.50	ug/L	1	10/21/2016	10/21/2016 11:02	EPA 8260B	
1,4-Dichlorobenzene	ND	0.070	0.50	ug/L	1	10/21/2016	10/21/2016 11:02	EPA 8260B	
2,2-Dichloropropane	ND	0.14	0.50	ug/L	1	10/21/2016	10/21/2016 11:02	EPA 8260B	
2-Butanone	ND	3.0	20	ug/L	1	10/21/2016	10/21/2016 11:02	EPA 8260B	
2-Chlorotoluene	ND	0.075	0.50	ug/L	1	10/21/2016	10/21/2016 11:02	EPA 8260B	
2-Hexanone	ND	0.95	20	ug/L	1	10/21/2016	10/21/2016 11:02	EPA 8260B	
4-Chlorotoluene	ND	0.073	0.50	ug/L	1	10/21/2016	10/21/2016 11:02	EPA 8260B	
4-Methyl-2-pentanone	ND	0.77	20	ug/L	1	10/21/2016	10/21/2016 11:02	EPA 8260B	
Acetone	ND	3.4	20	ug/L	1	10/21/2016	10/21/2016 11:02	EPA 8260B	
Benzene	ND	0.089	0.50	ug/L	1	10/21/2016	10/21/2016 11:02	EPA 8260B	
Bromobenzene	ND	0.084	0.50	ug/L	1	10/21/2016	10/21/2016 11:02	EPA 8260B	
Bromochloromethane	ND	0.31	0.50	ug/L	1	10/21/2016	10/21/2016 11:02	EPA 8260B	
Bromodichloromethane	ND	0.077	0.50	ug/L	1	10/21/2016	10/21/2016 11:02	EPA 8260B	
Bromoform	ND	0.088	0.50	ug/L	1	10/21/2016	10/21/2016 11:02	EPA 8260B	
Bromomethane	ND	0.59	5.0	ug/L	1	10/21/2016	10/21/2016 11:02	EPA 8260B	LC
Carbon disulfide	ND	0.053	0.50	ug/L	1	10/21/2016	10/21/2016 11:02	EPA 8260B	
Carbon tetrachloride	ND	0.038	0.50	ug/L	1	10/21/2016	10/21/2016 11:02	EPA 8260B	
Chlorobenzene	ND	0.073	0.50	ug/L	1	10/21/2016	10/21/2016 11:02	EPA 8260B	
Chloroethane	ND	0.25	5.0	ug/L	1	10/21/2016	10/21/2016 11:02	EPA 8260B	
Chloroform	ND	0.062	0.50	ug/L	1	10/21/2016	10/21/2016 11:02	EPA 8260B	



2525 Advance Road
Madison, WI 53718
608.221.8700 Phone
608.221.4889 Fax

TRC Environmental Corporation, Inc.
708 Heartland Trail, Ste 3000
Madison WI, 53717

Project: Madison Kipp Corp. Quarterly Sampling
Project Number: 243950.000001
Project Manager: Andrew Stehn

MW-27D
A164301-21 (Water)

Date Sampled
10/11/2016 15:41

Analyte	Result	Limit of Detection	Limit of Quantitation	Units	Dilution	Prepared	Analyzed	Method	Qualifiers
---------	--------	--------------------	-----------------------	-------	----------	----------	----------	--------	------------

ECCS

Volatile Organic Compounds by Method 8260 - Purge and Trap

Preparation Batch:A610050

Chloromethane	0.53	0.16	2.0	ug/L	1	10/21/2016	10/21/2016 11:02	EPA 8260B	J
cis-1,2-Dichloroethene	0.54	0.11	0.50	ug/L	1	10/21/2016	10/21/2016 11:02	EPA 8260B	
cis-1,3-Dichloropropene	ND	0.061	0.50	ug/L	1	10/21/2016	10/21/2016 11:02	EPA 8260B	
Dibromochloromethane	ND	0.091	0.50	ug/L	1	10/21/2016	10/21/2016 11:02	EPA 8260B	
Dibromomethane	ND	0.14	0.50	ug/L	1	10/21/2016	10/21/2016 11:02	EPA 8260B	
Dichlorodifluoromethane	ND	0.11	0.50	ug/L	1	10/21/2016	10/21/2016 11:02	EPA 8260B	
Diisopropyl Ether	ND	0.15	0.50	ug/L	1	10/21/2016	10/21/2016 11:02	EPA 8260B	
Ethylbenzene	ND	0.054	0.50	ug/L	1	10/21/2016	10/21/2016 11:02	EPA 8260B	
Hexachlorobutadiene	ND	0.13	2.0	ug/L	1	10/21/2016	10/21/2016 11:02	EPA 8260B	
Isopropylbenzene	ND	0.081	0.50	ug/L	1	10/21/2016	10/21/2016 11:02	EPA 8260B	
m,p-Xylene	ND	0.057	1.0	ug/L	1	10/21/2016	10/21/2016 11:02	EPA 8260B	
Methyl t-Butyl Ether	ND	0.14	0.50	ug/L	1	10/21/2016	10/21/2016 11:02	EPA 8260B	
Methylene chloride	ND	0.14	2.0	ug/L	1	10/21/2016	10/21/2016 11:02	EPA 8260B	
Naphthalene	ND	0.088	5.0	ug/L	1	10/21/2016	10/21/2016 11:02	EPA 8260B	
n-Butyl Benzene	ND	0.14	0.50	ug/L	1	10/21/2016	10/21/2016 11:02	EPA 8260B	
n-Hexane	ND	0.21	0.50	ug/L	1	10/21/2016	10/21/2016 11:02	EPA 8260B	
n-Propyl Benzene	ND	0.10	0.50	ug/L	1	10/21/2016	10/21/2016 11:02	EPA 8260B	
o-Xylene	ND	0.058	0.50	ug/L	1	10/21/2016	10/21/2016 11:02	EPA 8260B	
p-Isopropyltoluene	ND	0.085	0.50	ug/L	1	10/21/2016	10/21/2016 11:02	EPA 8260B	
sec-Butyl Benzene	ND	0.13	0.50	ug/L	1	10/21/2016	10/21/2016 11:02	EPA 8260B	
Styrene	ND	0.065	0.50	ug/L	1	10/21/2016	10/21/2016 11:02	EPA 8260B	
tert-Butylbenzene	ND	0.12	0.50	ug/L	1	10/21/2016	10/21/2016 11:02	EPA 8260B	
Tetrachloroethene	1.1	0.081	0.50	ug/L	1	10/21/2016	10/21/2016 11:02	EPA 8260B	
Tetrahydrofuran	ND	1.2	10	ug/L	1	10/21/2016	10/21/2016 11:02	EPA 8260B	
Toluene	ND	0.053	0.50	ug/L	1	10/21/2016	10/21/2016 11:02	EPA 8260B	
trans-1,2-Dichloroethene	ND	0.11	0.50	ug/L	1	10/21/2016	10/21/2016 11:02	EPA 8260B	
trans-1,3-Dichloropropene	ND	0.096	0.50	ug/L	1	10/21/2016	10/21/2016 11:02	EPA 8260B	
Trichloroethene	1.3	0.062	0.50	ug/L	1	10/21/2016	10/21/2016 11:02	EPA 8260B	
Trichlorofluoromethane	ND	0.13	0.50	ug/L	1	10/21/2016	10/21/2016 11:02	EPA 8260B	
Vinyl chloride	ND	0.16	0.50	ug/L	1	10/21/2016	10/21/2016 11:02	EPA 8260B	
Surrogate: Dibromofluoromethane			105 %	60-140		10/21/2016	10/21/2016 11:02	EPA 8260B	
Surrogate: Toluene-d8			96.7 %	60-140		10/21/2016	10/21/2016 11:02	EPA 8260B	
Surrogate: 4-Bromofluorobenzene			100 %	60-140		10/21/2016	10/21/2016 11:02	EPA 8260B	



2525 Advance Road
Madison, WI 53718
608.221.8700 Phone
608.221.4889 Fax

TRC Environmental Corporation, Inc.
708 Heartland Trail, Ste 3000
Madison WI, 53717

Project: Madison Kipp Corp. Quarterly Sampling
Project Number: 243950.000001
Project Manager: Andrew Stehn

MW-27D2
A164301-22 (Water)

Date Sampled
10/11/2016 16:44

Analyte	Result	Limit of Detection	Limit of Quantitation	Units	Dilution	Prepared	Analyzed	Method	Qualifiers
---------	--------	--------------------	-----------------------	-------	----------	----------	----------	--------	------------

ECCS

Volatile Organic Compounds by Method 8260 - Purge and Trap

Preparation Batch:A610050

1,1,1,2-Tetrachloroethane	ND	0.22	1.0	ug/L	2	10/21/2016	10/21/2016 17:54	EPA 8260B	
1,1,1-Trichloroethane	ND	0.20	1.0	ug/L	2	10/21/2016	10/21/2016 17:54	EPA 8260B	
1,1,2,2-Tetrachloroethane	ND	0.20	1.0	ug/L	2	10/21/2016	10/21/2016 17:54	EPA 8260B	
1,1,2-Trichloroethane	ND	0.20	1.0	ug/L	2	10/21/2016	10/21/2016 17:54	EPA 8260B	
1,1,2-Trichlorotrifluoroethane	ND	0.26	1.0	ug/L	2	10/21/2016	10/21/2016 17:54	EPA 8260B	
1,1-Dichloroethane	ND	0.24	1.0	ug/L	2	10/21/2016	10/21/2016 17:54	EPA 8260B	
1,1-Dichloroethene	ND	0.28	1.0	ug/L	2	10/21/2016	10/21/2016 17:54	EPA 8260B	
1,1-Dichloropropene	ND	0.22	1.0	ug/L	2	10/21/2016	10/21/2016 17:54	EPA 8260B	
1,2,3-Trichlorobenzene	ND	0.090	4.0	ug/L	2	10/21/2016	10/21/2016 17:54	EPA 8260B	
1,2,3-Trichloropropane	ND	0.30	2.0	ug/L	2	10/21/2016	10/21/2016 17:54	EPA 8260B	
1,2,4-Trichlorobenzene	ND	0.15	4.0	ug/L	2	10/21/2016	10/21/2016 17:54	EPA 8260B	
1,2,4-Trimethylbenzene	ND	0.12	1.0	ug/L	2	10/21/2016	10/21/2016 17:54	EPA 8260B	
1,2-Dibromo-3-chloropropane	ND	0.50	1.0	ug/L	2	10/21/2016	10/21/2016 17:54	EPA 8260B	
1,2-Dibromoethane (EDB)	ND	0.26	1.0	ug/L	2	10/21/2016	10/21/2016 17:54	EPA 8260B	
1,2-Dichlorobenzene	ND	0.15	1.0	ug/L	2	10/21/2016	10/21/2016 17:54	EPA 8260B	
1,2-Dichloroethane	ND	0.16	1.0	ug/L	2	10/21/2016	10/21/2016 17:54	EPA 8260B	
1,2-Dichloropropane	ND	0.20	1.0	ug/L	2	10/21/2016	10/21/2016 17:54	EPA 8260B	
1,3,5-Trimethylbenzene	ND	0.15	1.0	ug/L	2	10/21/2016	10/21/2016 17:54	EPA 8260B	
1,3-Dichlorobenzene	ND	0.19	1.0	ug/L	2	10/21/2016	10/21/2016 17:54	EPA 8260B	
1,3-Dichloropropane	ND	0.22	1.0	ug/L	2	10/21/2016	10/21/2016 17:54	EPA 8260B	
1,4-Dichlorobenzene	ND	0.14	1.0	ug/L	2	10/21/2016	10/21/2016 17:54	EPA 8260B	
2,2-Dichloropropane	ND	0.28	1.0	ug/L	2	10/21/2016	10/21/2016 17:54	EPA 8260B	
2-Butanone	ND	6.0	40	ug/L	2	10/21/2016	10/21/2016 17:54	EPA 8260B	
2-Chlorotoluene	ND	0.15	1.0	ug/L	2	10/21/2016	10/21/2016 17:54	EPA 8260B	
2-Hexanone	ND	1.9	40	ug/L	2	10/21/2016	10/21/2016 17:54	EPA 8260B	
4-Chlorotoluene	ND	0.15	1.0	ug/L	2	10/21/2016	10/21/2016 17:54	EPA 8260B	
4-Methyl-2-pentanone	ND	1.5	40	ug/L	2	10/21/2016	10/21/2016 17:54	EPA 8260B	
Acetone	ND	6.8	40	ug/L	2	10/21/2016	10/21/2016 17:54	EPA 8260B	
Benzene	ND	0.18	1.0	ug/L	2	10/21/2016	10/21/2016 17:54	EPA 8260B	
Bromobenzene	ND	0.17	1.0	ug/L	2	10/21/2016	10/21/2016 17:54	EPA 8260B	
Bromochloromethane	ND	0.62	1.0	ug/L	2	10/21/2016	10/21/2016 17:54	EPA 8260B	
Bromodichloromethane	ND	0.15	1.0	ug/L	2	10/21/2016	10/21/2016 17:54	EPA 8260B	
Bromoform	ND	0.18	1.0	ug/L	2	10/21/2016	10/21/2016 17:54	EPA 8260B	
Bromomethane	ND	1.2	10	ug/L	2	10/21/2016	10/21/2016 17:54	EPA 8260B	LC
Carbon disulfide	ND	0.11	1.0	ug/L	2	10/21/2016	10/21/2016 17:54	EPA 8260B	
Carbon tetrachloride	ND	0.076	1.0	ug/L	2	10/21/2016	10/21/2016 17:54	EPA 8260B	
Chlorobenzene	ND	0.15	1.0	ug/L	2	10/21/2016	10/21/2016 17:54	EPA 8260B	
Chloroethane	ND	0.50	10	ug/L	2	10/21/2016	10/21/2016 17:54	EPA 8260B	
Chloroform	ND	0.12	1.0	ug/L	2	10/21/2016	10/21/2016 17:54	EPA 8260B	



2525 Advance Road
Madison, WI 53718
608.221.8700 Phone
608.221.4889 Fax

TRC Environmental Corporation, Inc.
708 Heartland Trail, Ste 3000
Madison WI, 53717

Project: Madison Kipp Corp. Quarterly Sampling
Project Number: 243950.000001
Project Manager: Andrew Stehn

MW-27D2
A164301-22 (Water)

Date Sampled
10/11/2016 16:44

Analyte	Result	Limit of Detection	Limit of Quantitation	Units	Dilution	Prepared	Analyzed	Method	Qualifiers
---------	--------	--------------------	-----------------------	-------	----------	----------	----------	--------	------------

ECCS

Volatile Organic Compounds by Method 8260 - Purge and Trap

Preparation Batch:A610050

Chloromethane	0.90	0.32	4.0	ug/L	2	10/21/2016	10/21/2016 17:54	EPA 8260B	J, D
cis-1,2-Dichloroethene	21	0.22	1.0	ug/L	2	10/21/2016	10/21/2016 17:54	EPA 8260B	D
cis-1,3-Dichloropropene	ND	0.12	1.0	ug/L	2	10/21/2016	10/21/2016 17:54	EPA 8260B	
Dibromochloromethane	ND	0.18	1.0	ug/L	2	10/21/2016	10/21/2016 17:54	EPA 8260B	
Dibromomethane	ND	0.28	1.0	ug/L	2	10/21/2016	10/21/2016 17:54	EPA 8260B	
Dichlorodifluoromethane	ND	0.22	1.0	ug/L	2	10/21/2016	10/21/2016 17:54	EPA 8260B	
Diisopropyl Ether	ND	0.30	1.0	ug/L	2	10/21/2016	10/21/2016 17:54	EPA 8260B	
Ethylbenzene	ND	0.11	1.0	ug/L	2	10/21/2016	10/21/2016 17:54	EPA 8260B	
Hexachlorobutadiene	ND	0.26	4.0	ug/L	2	10/21/2016	10/21/2016 17:54	EPA 8260B	
Isopropylbenzene	ND	0.16	1.0	ug/L	2	10/21/2016	10/21/2016 17:54	EPA 8260B	
m,p-Xylene	ND	0.11	2.0	ug/L	2	10/21/2016	10/21/2016 17:54	EPA 8260B	
Methyl t-Butyl Ether	ND	0.28	1.0	ug/L	2	10/21/2016	10/21/2016 17:54	EPA 8260B	
Methylene chloride	ND	0.28	4.0	ug/L	2	10/21/2016	10/21/2016 17:54	EPA 8260B	
Naphthalene	ND	0.18	10	ug/L	2	10/21/2016	10/21/2016 17:54	EPA 8260B	
n-Butyl Benzene	ND	0.28	1.0	ug/L	2	10/21/2016	10/21/2016 17:54	EPA 8260B	
n-Hexane	ND	0.42	1.0	ug/L	2	10/21/2016	10/21/2016 17:54	EPA 8260B	
n-Propyl Benzene	ND	0.20	1.0	ug/L	2	10/21/2016	10/21/2016 17:54	EPA 8260B	
o-Xylene	ND	0.12	1.0	ug/L	2	10/21/2016	10/21/2016 17:54	EPA 8260B	
p-Isopropyltoluene	ND	0.17	1.0	ug/L	2	10/21/2016	10/21/2016 17:54	EPA 8260B	
sec-Butyl Benzene	ND	0.26	1.0	ug/L	2	10/21/2016	10/21/2016 17:54	EPA 8260B	
Styrene	ND	0.13	1.0	ug/L	2	10/21/2016	10/21/2016 17:54	EPA 8260B	
tert-Butylbenzene	ND	0.24	1.0	ug/L	2	10/21/2016	10/21/2016 17:54	EPA 8260B	
Tetrachloroethene	67	0.16	1.0	ug/L	2	10/21/2016	10/21/2016 17:54	EPA 8260B	D
Tetrahydrofuran	ND	2.4	20	ug/L	2	10/21/2016	10/21/2016 17:54	EPA 8260B	
Toluene	ND	0.11	1.0	ug/L	2	10/21/2016	10/21/2016 17:54	EPA 8260B	
trans-1,2-Dichloroethene	0.64	0.22	1.0	ug/L	2	10/21/2016	10/21/2016 17:54	EPA 8260B	J, D
trans-1,3-Dichloropropene	ND	0.19	1.0	ug/L	2	10/21/2016	10/21/2016 17:54	EPA 8260B	
Trichloroethene	45	0.12	1.0	ug/L	2	10/21/2016	10/21/2016 17:54	EPA 8260B	D
Trichlorofluoromethane	ND	0.26	1.0	ug/L	2	10/21/2016	10/21/2016 17:54	EPA 8260B	
Vinyl chloride	ND	0.32	1.0	ug/L	2	10/21/2016	10/21/2016 17:54	EPA 8260B	
Surrogate: Dibromofluoromethane			114 %	60-140		10/21/2016	10/21/2016 17:54	EPA 8260B	
Surrogate: Toluene-d8			91.7 %	60-140		10/21/2016	10/21/2016 17:54	EPA 8260B	
Surrogate: 4-Bromofluorobenzene			99.6 %	60-140		10/21/2016	10/21/2016 17:54	EPA 8260B	



2525 Advance Road
 Madison, WI 53718
 608.221.8700 Phone
 608.221.4889 Fax

TRC Environmental Corporation, Inc.
 708 Heartland Trail, Ste 3000
 Madison WI, 53717

Project: Madison Kipp Corp. Quarterly Sampling
 Project Number: 243950.000001
 Project Manager: Andrew Stehn

MW-17
A164301-23 (Water)

Date Sampled
10/12/2016 09:09

Analyte	Result	Limit of Detection	Limit of Quantitation	Units	Dilution	Prepared	Analyzed	Method	Qualifiers
---------	--------	--------------------	-----------------------	-------	----------	----------	----------	--------	------------

ECCS

Volatile Organic Compounds by Method 8260 - Purge and Trap

Preparation Batch:A610050

1,1,1,2-Tetrachloroethane	ND	2.2	10	ug/L	20	10/21/2016	10/21/2016 18:21	EPA 8260B	
1,1,1-Trichloroethane	ND	2.0	10	ug/L	20	10/21/2016	10/21/2016 18:21	EPA 8260B	
1,1,2,2-Tetrachloroethane	ND	2.0	10	ug/L	20	10/21/2016	10/21/2016 18:21	EPA 8260B	
1,1,2-Trichloroethane	ND	2.0	10	ug/L	20	10/21/2016	10/21/2016 18:21	EPA 8260B	
1,1,2-Trichlorotrifluoroethane	ND	2.6	10	ug/L	20	10/21/2016	10/21/2016 18:21	EPA 8260B	
1,1-Dichloroethane	ND	2.4	10	ug/L	20	10/21/2016	10/21/2016 18:21	EPA 8260B	
1,1-Dichloroethene	ND	2.8	10	ug/L	20	10/21/2016	10/21/2016 18:21	EPA 8260B	
1,1-Dichloropropene	ND	2.2	10	ug/L	20	10/21/2016	10/21/2016 18:21	EPA 8260B	
1,2,3-Trichlorobenzene	ND	0.90	40	ug/L	20	10/21/2016	10/21/2016 18:21	EPA 8260B	
1,2,3-Trichloropropane	ND	3.0	20	ug/L	20	10/21/2016	10/21/2016 18:21	EPA 8260B	
1,2,4-Trichlorobenzene	ND	1.5	40	ug/L	20	10/21/2016	10/21/2016 18:21	EPA 8260B	
1,2,4-Trimethylbenzene	ND	1.2	10	ug/L	20	10/21/2016	10/21/2016 18:21	EPA 8260B	
1,2-Dibromo-3-chloropropane	ND	5.0	10	ug/L	20	10/21/2016	10/21/2016 18:21	EPA 8260B	
1,2-Dibromoethane (EDB)	ND	2.6	10	ug/L	20	10/21/2016	10/21/2016 18:21	EPA 8260B	
1,2-Dichlorobenzene	ND	1.5	10	ug/L	20	10/21/2016	10/21/2016 18:21	EPA 8260B	
1,2-Dichloroethane	ND	1.6	10	ug/L	20	10/21/2016	10/21/2016 18:21	EPA 8260B	
1,2-Dichloropropane	ND	2.0	10	ug/L	20	10/21/2016	10/21/2016 18:21	EPA 8260B	
1,3,5-Trimethylbenzene	ND	1.5	10	ug/L	20	10/21/2016	10/21/2016 18:21	EPA 8260B	
1,3-Dichlorobenzene	ND	1.9	10	ug/L	20	10/21/2016	10/21/2016 18:21	EPA 8260B	
1,3-Dichloropropane	ND	2.2	10	ug/L	20	10/21/2016	10/21/2016 18:21	EPA 8260B	
1,4-Dichlorobenzene	ND	1.4	10	ug/L	20	10/21/2016	10/21/2016 18:21	EPA 8260B	
2,2-Dichloropropane	ND	2.8	10	ug/L	20	10/21/2016	10/21/2016 18:21	EPA 8260B	
2-Butanone	ND	60	400	ug/L	20	10/21/2016	10/21/2016 18:21	EPA 8260B	
2-Chlorotoluene	ND	1.5	10	ug/L	20	10/21/2016	10/21/2016 18:21	EPA 8260B	
2-Hexanone	ND	19	400	ug/L	20	10/21/2016	10/21/2016 18:21	EPA 8260B	
4-Chlorotoluene	ND	1.5	10	ug/L	20	10/21/2016	10/21/2016 18:21	EPA 8260B	
4-Methyl-2-pentanone	ND	15	400	ug/L	20	10/21/2016	10/21/2016 18:21	EPA 8260B	
Acetone	ND	68	400	ug/L	20	10/21/2016	10/21/2016 18:21	EPA 8260B	
Benzene	ND	1.8	10	ug/L	20	10/21/2016	10/21/2016 18:21	EPA 8260B	
Bromobenzene	ND	1.7	10	ug/L	20	10/21/2016	10/21/2016 18:21	EPA 8260B	
Bromochloromethane	ND	6.2	10	ug/L	20	10/21/2016	10/21/2016 18:21	EPA 8260B	
Bromodichloromethane	ND	1.5	10	ug/L	20	10/21/2016	10/21/2016 18:21	EPA 8260B	
Bromoform	ND	1.8	10	ug/L	20	10/21/2016	10/21/2016 18:21	EPA 8260B	
Bromomethane	ND	12	100	ug/L	20	10/21/2016	10/21/2016 18:21	EPA 8260B	LC
Carbon disulfide	ND	1.1	10	ug/L	20	10/21/2016	10/21/2016 18:21	EPA 8260B	
Carbon tetrachloride	ND	0.76	10	ug/L	20	10/21/2016	10/21/2016 18:21	EPA 8260B	
Chlorobenzene	ND	1.5	10	ug/L	20	10/21/2016	10/21/2016 18:21	EPA 8260B	
Chloroethane	ND	5.0	100	ug/L	20	10/21/2016	10/21/2016 18:21	EPA 8260B	
Chloroform	4.2	1.2	10	ug/L	20	10/21/2016	10/21/2016 18:21	EPA 8260B	HC, J, D
Chloromethane	15	3.2	40	ug/L	20	10/21/2016	10/21/2016 18:21	EPA 8260B	J, D



2525 Advance Road
Madison, WI 53718
608.221.8700 Phone
608.221.4889 Fax

TRC Environmental Corporation, Inc.
708 Heartland Trail, Ste 3000
Madison WI, 53717

Project: Madison Kipp Corp. Quarterly Sampling
Project Number: 243950.000001
Project Manager: Andrew Stehn

MW-17
A164301-23 (Water)

Date Sampled
10/12/2016 09:09

Analyte	Result	Limit of Detection	Limit of Quantitation	Units	Dilution	Prepared	Analyzed	Method	Qualifiers
---------	--------	--------------------	-----------------------	-------	----------	----------	----------	--------	------------

ECCS

Volatile Organic Compounds by Method 8260 - Purge and Trap

Preparation Batch:A610050

cis-1,2-Dichloroethene	4.8	2.2	10	ug/L	20	10/21/2016	10/21/2016 18:21	EPA 8260B	J, D
cis-1,3-Dichloropropene	ND	1.2	10	ug/L	20	10/21/2016	10/21/2016 18:21	EPA 8260B	
Dibromochloromethane	ND	1.8	10	ug/L	20	10/21/2016	10/21/2016 18:21	EPA 8260B	
Dibromomethane	ND	2.8	10	ug/L	20	10/21/2016	10/21/2016 18:21	EPA 8260B	
Dichlorodifluoromethane	ND	2.2	10	ug/L	20	10/21/2016	10/21/2016 18:21	EPA 8260B	
Diisopropyl Ether	ND	3.0	10	ug/L	20	10/21/2016	10/21/2016 18:21	EPA 8260B	
Ethylbenzene	ND	1.1	10	ug/L	20	10/21/2016	10/21/2016 18:21	EPA 8260B	
Hexachlorobutadiene	ND	2.6	40	ug/L	20	10/21/2016	10/21/2016 18:21	EPA 8260B	
Isopropylbenzene	ND	1.6	10	ug/L	20	10/21/2016	10/21/2016 18:21	EPA 8260B	
m,p-Xylene	ND	1.1	20	ug/L	20	10/21/2016	10/21/2016 18:21	EPA 8260B	
Methyl t-Butyl Ether	ND	2.8	10	ug/L	20	10/21/2016	10/21/2016 18:21	EPA 8260B	
Methylene chloride	ND	2.8	40	ug/L	20	10/21/2016	10/21/2016 18:21	EPA 8260B	
Naphthalene	ND	1.8	100	ug/L	20	10/21/2016	10/21/2016 18:21	EPA 8260B	
n-Butyl Benzene	ND	2.8	10	ug/L	20	10/21/2016	10/21/2016 18:21	EPA 8260B	
n-Hexane	ND	4.2	10	ug/L	20	10/21/2016	10/21/2016 18:21	EPA 8260B	
n-Propyl Benzene	ND	2.0	10	ug/L	20	10/21/2016	10/21/2016 18:21	EPA 8260B	
o-Xylene	ND	1.2	10	ug/L	20	10/21/2016	10/21/2016 18:21	EPA 8260B	
p-Isopropyltoluene	ND	1.7	10	ug/L	20	10/21/2016	10/21/2016 18:21	EPA 8260B	
sec-Butyl Benzene	ND	2.6	10	ug/L	20	10/21/2016	10/21/2016 18:21	EPA 8260B	
Styrene	ND	1.3	10	ug/L	20	10/21/2016	10/21/2016 18:21	EPA 8260B	
tert-Butylbenzene	ND	2.4	10	ug/L	20	10/21/2016	10/21/2016 18:21	EPA 8260B	
Tetrachloroethene	970	1.6	10	ug/L	20	10/21/2016	10/21/2016 18:21	EPA 8260B	D
Tetrahydrofuran	ND	24	200	ug/L	20	10/21/2016	10/21/2016 18:21	EPA 8260B	
Toluene	ND	1.1	10	ug/L	20	10/21/2016	10/21/2016 18:21	EPA 8260B	
trans-1,2-Dichloroethene	ND	2.2	10	ug/L	20	10/21/2016	10/21/2016 18:21	EPA 8260B	
trans-1,3-Dichloropropene	ND	1.9	10	ug/L	20	10/21/2016	10/21/2016 18:21	EPA 8260B	
Trichloroethene	68	1.2	10	ug/L	20	10/21/2016	10/21/2016 18:21	EPA 8260B	D
Trichlorofluoromethane	ND	2.6	10	ug/L	20	10/21/2016	10/21/2016 18:21	EPA 8260B	
Vinyl chloride	ND	3.2	10	ug/L	20	10/21/2016	10/21/2016 18:21	EPA 8260B	

Surrogate: Dibromofluoromethane

119 % 60-140

10/21/2016 10/21/2016 18:21

EPA 8260B

Surrogate: Toluene-d8

99.1 % 60-140

10/21/2016 10/21/2016 18:21

EPA 8260B

Surrogate: 4-Bromofluorobenzene

106 % 60-140

10/21/2016 10/21/2016 18:21

EPA 8260B



2525 Advance Road
 Madison, WI 53718
 608.221.8700 Phone
 608.221.4889 Fax

TRC Environmental Corporation, Inc.
 708 Heartland Trail, Ste 3000
 Madison WI, 53717

Project: Madison Kipp Corp. Quarterly Sampling
 Project Number: 243950.000001
 Project Manager: Andrew Stehn

MW-6D
A164301-24 (Water)

Date Sampled
 10/12/2016 10:37

Analyte	Result	Limit of Detection	Limit of Quantitation	Units	Dilution	Prepared	Analyzed	Method	Qualifiers
---------	--------	--------------------	-----------------------	-------	----------	----------	----------	--------	------------

ECCS

Volatile Organic Compounds by Method 8260 - Purge and Trap

Preparation Batch:A610050

1,1,1,2-Tetrachloroethane	ND	5.5	25	ug/L	50	10/21/2016	10/21/2016 18:48	EPA 8260B	
1,1,1-Trichloroethane	ND	5.0	25	ug/L	50	10/21/2016	10/21/2016 18:48	EPA 8260B	
1,1,2,2-Tetrachloroethane	ND	5.0	25	ug/L	50	10/21/2016	10/21/2016 18:48	EPA 8260B	
1,1,2-Trichloroethane	ND	5.0	25	ug/L	50	10/21/2016	10/21/2016 18:48	EPA 8260B	
1,1,2-Trichlorotrifluoroethane	ND	6.5	25	ug/L	50	10/21/2016	10/21/2016 18:48	EPA 8260B	
1,1-Dichloroethane	ND	6.0	25	ug/L	50	10/21/2016	10/21/2016 18:48	EPA 8260B	
1,1-Dichloroethene	ND	7.0	25	ug/L	50	10/21/2016	10/21/2016 18:48	EPA 8260B	
1,1-Dichloropropene	ND	5.5	25	ug/L	50	10/21/2016	10/21/2016 18:48	EPA 8260B	
1,2,3-Trichlorobenzene	ND	2.3	100	ug/L	50	10/21/2016	10/21/2016 18:48	EPA 8260B	
1,2,3-Trichloropropane	ND	7.5	50	ug/L	50	10/21/2016	10/21/2016 18:48	EPA 8260B	
1,2,4-Trichlorobenzene	ND	3.9	100	ug/L	50	10/21/2016	10/21/2016 18:48	EPA 8260B	
1,2,4-Trimethylbenzene	100	3.0	25	ug/L	50	10/21/2016	10/21/2016 18:48	EPA 8260B	D
1,2-Dibromo-3-chloropropane	ND	13	25	ug/L	50	10/21/2016	10/21/2016 18:48	EPA 8260B	
1,2-Dibromoethane (EDB)	ND	6.5	25	ug/L	50	10/21/2016	10/21/2016 18:48	EPA 8260B	
1,2-Dichlorobenzene	ND	3.8	25	ug/L	50	10/21/2016	10/21/2016 18:48	EPA 8260B	
1,2-Dichloroethane	ND	3.9	25	ug/L	50	10/21/2016	10/21/2016 18:48	EPA 8260B	
1,2-Dichloropropane	ND	5.0	25	ug/L	50	10/21/2016	10/21/2016 18:48	EPA 8260B	
1,3,5-Trimethylbenzene	ND	3.8	25	ug/L	50	10/21/2016	10/21/2016 18:48	EPA 8260B	
1,3-Dichlorobenzene	ND	4.8	25	ug/L	50	10/21/2016	10/21/2016 18:48	EPA 8260B	
1,3-Dichloropropane	ND	5.5	25	ug/L	50	10/21/2016	10/21/2016 18:48	EPA 8260B	
1,4-Dichlorobenzene	ND	3.5	25	ug/L	50	10/21/2016	10/21/2016 18:48	EPA 8260B	
2,2-Dichloropropane	ND	7.0	25	ug/L	50	10/21/2016	10/21/2016 18:48	EPA 8260B	
2-Butanone	ND	150	1000	ug/L	50	10/21/2016	10/21/2016 18:48	EPA 8260B	
2-Chlorotoluene	ND	3.8	25	ug/L	50	10/21/2016	10/21/2016 18:48	EPA 8260B	
2-Hexanone	ND	48	1000	ug/L	50	10/21/2016	10/21/2016 18:48	EPA 8260B	
4-Chlorotoluene	ND	3.7	25	ug/L	50	10/21/2016	10/21/2016 18:48	EPA 8260B	
4-Methyl-2-pentanone	ND	39	1000	ug/L	50	10/21/2016	10/21/2016 18:48	EPA 8260B	
Acetone	ND	170	1000	ug/L	50	10/21/2016	10/21/2016 18:48	EPA 8260B	
Benzene	1600	4.5	25	ug/L	50	10/21/2016	10/21/2016 18:48	EPA 8260B	D
Bromobenzene	ND	4.2	25	ug/L	50	10/21/2016	10/21/2016 18:48	EPA 8260B	
Bromochloromethane	ND	16	25	ug/L	50	10/21/2016	10/21/2016 18:48	EPA 8260B	
Bromodichloromethane	ND	3.9	25	ug/L	50	10/21/2016	10/21/2016 18:48	EPA 8260B	
Bromoform	ND	4.4	25	ug/L	50	10/21/2016	10/21/2016 18:48	EPA 8260B	
Bromomethane	ND	30	250	ug/L	50	10/21/2016	10/21/2016 18:48	EPA 8260B	LC
Carbon disulfide	8.5	2.7	25	ug/L	50	10/21/2016	10/21/2016 18:48	EPA 8260B	J, D
Carbon tetrachloride	ND	1.9	25	ug/L	50	10/21/2016	10/21/2016 18:48	EPA 8260B	
Chlorobenzene	ND	3.7	25	ug/L	50	10/21/2016	10/21/2016 18:48	EPA 8260B	
Chloroethane	ND	13	250	ug/L	50	10/21/2016	10/21/2016 18:48	EPA 8260B	
Chloroform	ND	3.1	25	ug/L	50	10/21/2016	10/21/2016 18:48	EPA 8260B	
Chloromethane	45	8.0	100	ug/L	50	10/21/2016	10/21/2016 18:48	EPA 8260B	J, D



2525 Advance Road
Madison, WI 53718
608.221.8700 Phone
608.221.4889 Fax

TRC Environmental Corporation, Inc.
708 Heartland Trail, Ste 3000
Madison WI, 53717

Project: Madison Kipp Corp. Quarterly Sampling
Project Number: 243950.000001
Project Manager: Andrew Stehn

MW-6D
A164301-24 (Water)

Date Sampled
10/12/2016 10:37

Analyte	Result	Limit of Detection	Limit of Quantitation	Units	Dilution	Prepared	Analyzed	Method	Qualifiers
---------	--------	--------------------	-----------------------	-------	----------	----------	----------	--------	------------

ECCS

Volatile Organic Compounds by Method 8260 - Purge and Trap

Preparation Batch:A610050

cis-1,2-Dichloroethene	ND	5.5	25	ug/L	50	10/21/2016	10/21/2016 18:48	EPA 8260B	
cis-1,3-Dichloropropene	ND	3.1	25	ug/L	50	10/21/2016	10/21/2016 18:48	EPA 8260B	
Dibromochloromethane	ND	4.6	25	ug/L	50	10/21/2016	10/21/2016 18:48	EPA 8260B	
Dibromomethane	ND	7.0	25	ug/L	50	10/21/2016	10/21/2016 18:48	EPA 8260B	
Dichlorodifluoromethane	ND	5.5	25	ug/L	50	10/21/2016	10/21/2016 18:48	EPA 8260B	
Diisopropyl Ether	ND	7.5	25	ug/L	50	10/21/2016	10/21/2016 18:48	EPA 8260B	
Ethylbenzene	18	2.7	25	ug/L	50	10/21/2016	10/21/2016 18:48	EPA 8260B	J, D
Hexachlorobutadiene	ND	6.5	100	ug/L	50	10/21/2016	10/21/2016 18:48	EPA 8260B	
Isopropylbenzene	31	4.1	25	ug/L	50	10/21/2016	10/21/2016 18:48	EPA 8260B	D
m,p-Xylene	140	2.9	50	ug/L	50	10/21/2016	10/21/2016 18:48	EPA 8260B	D
Methyl t-Butyl Ether	ND	7.0	25	ug/L	50	10/21/2016	10/21/2016 18:48	EPA 8260B	
Methylene chloride	ND	7.0	100	ug/L	50	10/21/2016	10/21/2016 18:48	EPA 8260B	
Naphthalene	110	4.4	250	ug/L	50	10/21/2016	10/21/2016 18:48	EPA 8260B	J, D
n-Butyl Benzene	ND	7.0	25	ug/L	50	10/21/2016	10/21/2016 18:48	EPA 8260B	
n-Hexane	ND	11	25	ug/L	50	10/21/2016	10/21/2016 18:48	EPA 8260B	
n-Propyl Benzene	20	5.0	25	ug/L	50	10/21/2016	10/21/2016 18:48	EPA 8260B	J, D
o-Xylene	8.0	2.9	25	ug/L	50	10/21/2016	10/21/2016 18:48	EPA 8260B	J, D
p-Isopropyltoluene	ND	4.3	25	ug/L	50	10/21/2016	10/21/2016 18:48	EPA 8260B	
sec-Butyl Benzene	ND	6.5	25	ug/L	50	10/21/2016	10/21/2016 18:48	EPA 8260B	
Styrene	ND	3.3	25	ug/L	50	10/21/2016	10/21/2016 18:48	EPA 8260B	
tert-Butylbenzene	ND	6.0	25	ug/L	50	10/21/2016	10/21/2016 18:48	EPA 8260B	
Tetrachloroethene	7.0	4.1	25	ug/L	50	10/21/2016	10/21/2016 18:48	EPA 8260B	J, D
Tetrahydrofuran	ND	60	500	ug/L	50	10/21/2016	10/21/2016 18:48	EPA 8260B	
Toluene	90	2.7	25	ug/L	50	10/21/2016	10/21/2016 18:48	EPA 8260B	D
trans-1,2-Dichloroethene	ND	5.5	25	ug/L	50	10/21/2016	10/21/2016 18:48	EPA 8260B	
trans-1,3-Dichloropropene	ND	4.8	25	ug/L	50	10/21/2016	10/21/2016 18:48	EPA 8260B	
Trichloroethene	24	3.1	25	ug/L	50	10/21/2016	10/21/2016 18:48	EPA 8260B	J, D
Trichlorofluoromethane	ND	6.5	25	ug/L	50	10/21/2016	10/21/2016 18:48	EPA 8260B	
Vinyl chloride	ND	8.0	25	ug/L	50	10/21/2016	10/21/2016 18:48	EPA 8260B	

Surrogate: Dibromofluoromethane

123 % 60-140

10/21/2016 10/21/2016 18:48

EPA 8260B

Surrogate: Toluene-d8

96.8 % 60-140

10/21/2016 10/21/2016 18:48

EPA 8260B

Surrogate: 4-Bromofluorobenzene

107 % 60-140

10/21/2016 10/21/2016 18:48

EPA 8260B



2525 Advance Road
Madison, WI 53718
608.221.8700 Phone
608.221.4889 Fax

TRC Environmental Corporation, Inc.
708 Heartland Trail, Ste 3000
Madison WI, 53717

Project: Madison Kipp Corp. Quarterly Sampling
Project Number: 243950.000001
Project Manager: Andrew Stehn

MW-6S
A164301-25 (Water)

Date Sampled
10/12/2016 11:46

Analyte	Result	Limit of Detection	Limit of Quantitation	Units	Dilution	Prepared	Analyzed	Method	Qualifiers
---------	--------	--------------------	-----------------------	-------	----------	----------	----------	--------	------------

ECCS

Volatile Organic Compounds by Method 8260 - Purge and Trap

Preparation Batch:A610050

1,1,1,2-Tetrachloroethane	ND	0.11	0.50	ug/L	1	10/21/2016	10/21/2016 11:30	EPA 8260B	
1,1,1-Trichloroethane	ND	0.10	0.50	ug/L	1	10/21/2016	10/21/2016 11:30	EPA 8260B	
1,1,2,2-Tetrachloroethane	ND	0.099	0.50	ug/L	1	10/21/2016	10/21/2016 11:30	EPA 8260B	
1,1,2-Trichloroethane	ND	0.10	0.50	ug/L	1	10/21/2016	10/21/2016 11:30	EPA 8260B	
1,1,2-Trichlorotrifluoroethane	ND	0.13	0.50	ug/L	1	10/21/2016	10/21/2016 11:30	EPA 8260B	
1,1-Dichloroethane	ND	0.12	0.50	ug/L	1	10/21/2016	10/21/2016 11:30	EPA 8260B	
1,1-Dichloroethene	ND	0.14	0.50	ug/L	1	10/21/2016	10/21/2016 11:30	EPA 8260B	
1,1-Dichloropropene	ND	0.11	0.50	ug/L	1	10/21/2016	10/21/2016 11:30	EPA 8260B	
1,2,3-Trichlorobenzene	ND	0.045	2.0	ug/L	1	10/21/2016	10/21/2016 11:30	EPA 8260B	
1,2,3-Trichloropropane	ND	0.15	1.0	ug/L	1	10/21/2016	10/21/2016 11:30	EPA 8260B	
1,2,4-Trichlorobenzene	ND	0.077	2.0	ug/L	1	10/21/2016	10/21/2016 11:30	EPA 8260B	
1,2,4-Trimethylbenzene	0.83	0.060	0.50	ug/L	1	10/21/2016	10/21/2016 11:30	EPA 8260B	
1,2-Dibromo-3-chloropropane	ND	0.25	0.50	ug/L	1	10/21/2016	10/21/2016 11:30	EPA 8260B	
1,2-Dibromoethane (EDB)	ND	0.13	0.50	ug/L	1	10/21/2016	10/21/2016 11:30	EPA 8260B	
1,2-Dichlorobenzene	ND	0.076	0.50	ug/L	1	10/21/2016	10/21/2016 11:30	EPA 8260B	
1,2-Dichloroethane	ND	0.078	0.50	ug/L	1	10/21/2016	10/21/2016 11:30	EPA 8260B	
1,2-Dichloropropane	ND	0.10	0.50	ug/L	1	10/21/2016	10/21/2016 11:30	EPA 8260B	
1,3,5-Trimethylbenzene	0.45	0.075	0.50	ug/L	1	10/21/2016	10/21/2016 11:30	EPA 8260B	J
1,3-Dichlorobenzene	ND	0.096	0.50	ug/L	1	10/21/2016	10/21/2016 11:30	EPA 8260B	
1,3-Dichloropropane	ND	0.11	0.50	ug/L	1	10/21/2016	10/21/2016 11:30	EPA 8260B	
1,4-Dichlorobenzene	ND	0.070	0.50	ug/L	1	10/21/2016	10/21/2016 11:30	EPA 8260B	
2,2-Dichloropropane	ND	0.14	0.50	ug/L	1	10/21/2016	10/21/2016 11:30	EPA 8260B	
2-Butanone	ND	3.0	20	ug/L	1	10/21/2016	10/21/2016 11:30	EPA 8260B	
2-Chlorotoluene	ND	0.075	0.50	ug/L	1	10/21/2016	10/21/2016 11:30	EPA 8260B	
2-Hexanone	ND	0.95	20	ug/L	1	10/21/2016	10/21/2016 11:30	EPA 8260B	
4-Chlorotoluene	ND	0.073	0.50	ug/L	1	10/21/2016	10/21/2016 11:30	EPA 8260B	
4-Methyl-2-pentanone	ND	0.77	20	ug/L	1	10/21/2016	10/21/2016 11:30	EPA 8260B	
Acetone	ND	3.4	20	ug/L	1	10/21/2016	10/21/2016 11:30	EPA 8260B	
Benzene	2.9	0.089	0.50	ug/L	1	10/21/2016	10/21/2016 11:30	EPA 8260B	
Bromobenzene	ND	0.084	0.50	ug/L	1	10/21/2016	10/21/2016 11:30	EPA 8260B	
Bromochloromethane	ND	0.31	0.50	ug/L	1	10/21/2016	10/21/2016 11:30	EPA 8260B	
Bromodichloromethane	ND	0.077	0.50	ug/L	1	10/21/2016	10/21/2016 11:30	EPA 8260B	
Bromoform	ND	0.088	0.50	ug/L	1	10/21/2016	10/21/2016 11:30	EPA 8260B	
Bromomethane	ND	0.59	5.0	ug/L	1	10/21/2016	10/21/2016 11:30	EPA 8260B	LC
Carbon disulfide	ND	0.053	0.50	ug/L	1	10/21/2016	10/21/2016 11:30	EPA 8260B	
Carbon tetrachloride	ND	0.038	0.50	ug/L	1	10/21/2016	10/21/2016 11:30	EPA 8260B	
Chlorobenzene	ND	0.073	0.50	ug/L	1	10/21/2016	10/21/2016 11:30	EPA 8260B	
Chloroethane	ND	0.25	5.0	ug/L	1	10/21/2016	10/21/2016 11:30	EPA 8260B	
Chloroform	ND	0.062	0.50	ug/L	1	10/21/2016	10/21/2016 11:30	EPA 8260B	
Chloromethane	0.62	0.16	2.0	ug/L	1	10/21/2016	10/21/2016 11:30	EPA 8260B	J



2525 Advance Road
Madison, WI 53718
608.221.8700 Phone
608.221.4889 Fax

TRC Environmental Corporation, Inc.
708 Heartland Trail, Ste 3000
Madison WI, 53717

Project: Madison Kipp Corp. Quarterly Sampling
Project Number: 243950.000001
Project Manager: Andrew Stehn

MW-6S
A164301-25 (Water)

Date Sampled
10/12/2016 11:46

Analyte	Result	Limit of Detection	Limit of Quantitation	Units	Dilution	Prepared	Analyzed	Method	Qualifiers
---------	--------	--------------------	-----------------------	-------	----------	----------	----------	--------	------------

ECCS

Volatile Organic Compounds by Method 8260 - Purge and Trap

Preparation Batch:A610050

cis-1,2-Dichloroethene	ND	0.11	0.50	ug/L	1	10/21/2016	10/21/2016 11:30	EPA 8260B	
cis-1,3-Dichloropropene	ND	0.061	0.50	ug/L	1	10/21/2016	10/21/2016 11:30	EPA 8260B	
Dibromochloromethane	ND	0.091	0.50	ug/L	1	10/21/2016	10/21/2016 11:30	EPA 8260B	
Dibromomethane	ND	0.14	0.50	ug/L	1	10/21/2016	10/21/2016 11:30	EPA 8260B	
Dichlorodifluoromethane	ND	0.11	0.50	ug/L	1	10/21/2016	10/21/2016 11:30	EPA 8260B	
Diisopropyl Ether	ND	0.15	0.50	ug/L	1	10/21/2016	10/21/2016 11:30	EPA 8260B	
Ethylbenzene	2.0	0.054	0.50	ug/L	1	10/21/2016	10/21/2016 11:30	EPA 8260B	
Hexachlorobutadiene	ND	0.13	2.0	ug/L	1	10/21/2016	10/21/2016 11:30	EPA 8260B	
Isopropylbenzene	1.4	0.081	0.50	ug/L	1	10/21/2016	10/21/2016 11:30	EPA 8260B	
m,p-Xylene	0.78	0.057	1.0	ug/L	1	10/21/2016	10/21/2016 11:30	EPA 8260B	J
Methyl t-Butyl Ether	ND	0.14	0.50	ug/L	1	10/21/2016	10/21/2016 11:30	EPA 8260B	
Methylene chloride	ND	0.14	2.0	ug/L	1	10/21/2016	10/21/2016 11:30	EPA 8260B	
Naphthalene	2.0	0.088	5.0	ug/L	1	10/21/2016	10/21/2016 11:30	EPA 8260B	J
n-Butyl Benzene	ND	0.14	0.50	ug/L	1	10/21/2016	10/21/2016 11:30	EPA 8260B	
n-Hexane	ND	0.21	0.50	ug/L	1	10/21/2016	10/21/2016 11:30	EPA 8260B	
n-Propyl Benzene	0.46	0.10	0.50	ug/L	1	10/21/2016	10/21/2016 11:30	EPA 8260B	J
o-Xylene	0.17	0.058	0.50	ug/L	1	10/21/2016	10/21/2016 11:30	EPA 8260B	J
p-Isopropyltoluene	0.35	0.085	0.50	ug/L	1	10/21/2016	10/21/2016 11:30	EPA 8260B	J
sec-Butyl Benzene	0.38	0.13	0.50	ug/L	1	10/21/2016	10/21/2016 11:30	EPA 8260B	J
Styrene	ND	0.065	0.50	ug/L	1	10/21/2016	10/21/2016 11:30	EPA 8260B	
tert-Butylbenzene	ND	0.12	0.50	ug/L	1	10/21/2016	10/21/2016 11:30	EPA 8260B	
Tetrachloroethene	0.60	0.081	0.50	ug/L	1	10/21/2016	10/21/2016 11:30	EPA 8260B	
Tetrahydrofuran	ND	1.2	10	ug/L	1	10/21/2016	10/21/2016 11:30	EPA 8260B	
Toluene	0.75	0.053	0.50	ug/L	1	10/21/2016	10/21/2016 11:30	EPA 8260B	
trans-1,2-Dichloroethene	ND	0.11	0.50	ug/L	1	10/21/2016	10/21/2016 11:30	EPA 8260B	
trans-1,3-Dichloropropene	ND	0.096	0.50	ug/L	1	10/21/2016	10/21/2016 11:30	EPA 8260B	
Trichloroethene	ND	0.062	0.50	ug/L	1	10/21/2016	10/21/2016 11:30	EPA 8260B	
Trichlorofluoromethane	ND	0.13	0.50	ug/L	1	10/21/2016	10/21/2016 11:30	EPA 8260B	
Vinyl chloride	ND	0.16	0.50	ug/L	1	10/21/2016	10/21/2016 11:30	EPA 8260B	

Surrogate: Dibromofluoromethane

111 % 60-140

10/21/2016 10/21/2016 11:30

EPA 8260B

Surrogate: Toluene-d8

96.2 % 60-140

10/21/2016 10/21/2016 11:30

EPA 8260B

Surrogate: 4-Bromofluorobenzene

106 % 60-140

10/21/2016 10/21/2016 11:30

EPA 8260B



2525 Advance Road
 Madison, WI 53718
 608.221.8700 Phone
 608.221.4889 Fax

TRC Environmental Corporation, Inc.
 708 Heartland Trail, Ste 3000
 Madison WI, 53717

Project: Madison Kipp Corp. Quarterly Sampling
 Project Number: 243950.000001
 Project Manager: Andrew Stehn

MW-4D2
A164301-26 (Water)

Date Sampled
 10/12/2016 13:43

Analyte	Result	Limit of Detection	Limit of Quantitation	Units	Dilution	Prepared	Analyzed	Method	Qualifiers
---------	--------	--------------------	-----------------------	-------	----------	----------	----------	--------	------------

ECCS

Volatile Organic Compounds by Method 8260 - Purge and Trap

Preparation Batch:A610050

1,1,1,2-Tetrachloroethane	ND	0.11	0.50	ug/L	1	10/21/2016	10/21/2016 11:57	EPA 8260B	
1,1,1-Trichloroethane	0.27	0.10	0.50	ug/L	1	10/21/2016	10/21/2016 11:57	EPA 8260B	J
1,1,2,2-Tetrachloroethane	ND	0.099	0.50	ug/L	1	10/21/2016	10/21/2016 11:57	EPA 8260B	
1,1,2-Trichloroethane	ND	0.10	0.50	ug/L	1	10/21/2016	10/21/2016 11:57	EPA 8260B	
1,1,2-Trichlorotrifluoroethane	ND	0.13	0.50	ug/L	1	10/21/2016	10/21/2016 11:57	EPA 8260B	
1,1-Dichloroethane	ND	0.12	0.50	ug/L	1	10/21/2016	10/21/2016 11:57	EPA 8260B	
1,1-Dichloroethene	ND	0.14	0.50	ug/L	1	10/21/2016	10/21/2016 11:57	EPA 8260B	
1,1-Dichloropropene	ND	0.11	0.50	ug/L	1	10/21/2016	10/21/2016 11:57	EPA 8260B	
1,2,3-Trichlorobenzene	ND	0.045	2.0	ug/L	1	10/21/2016	10/21/2016 11:57	EPA 8260B	
1,2,3-Trichloropropane	ND	0.15	1.0	ug/L	1	10/21/2016	10/21/2016 11:57	EPA 8260B	
1,2,4-Trichlorobenzene	ND	0.077	2.0	ug/L	1	10/21/2016	10/21/2016 11:57	EPA 8260B	
1,2,4-Trimethylbenzene	ND	0.060	0.50	ug/L	1	10/21/2016	10/21/2016 11:57	EPA 8260B	
1,2-Dibromo-3-chloropropane	ND	0.25	0.50	ug/L	1	10/21/2016	10/21/2016 11:57	EPA 8260B	
1,2-Dibromoethane (EDB)	ND	0.13	0.50	ug/L	1	10/21/2016	10/21/2016 11:57	EPA 8260B	
1,2-Dichlorobenzene	ND	0.076	0.50	ug/L	1	10/21/2016	10/21/2016 11:57	EPA 8260B	
1,2-Dichloroethane	ND	0.078	0.50	ug/L	1	10/21/2016	10/21/2016 11:57	EPA 8260B	
1,2-Dichloropropane	ND	0.10	0.50	ug/L	1	10/21/2016	10/21/2016 11:57	EPA 8260B	
1,3,5-Trimethylbenzene	ND	0.075	0.50	ug/L	1	10/21/2016	10/21/2016 11:57	EPA 8260B	
1,3-Dichlorobenzene	ND	0.096	0.50	ug/L	1	10/21/2016	10/21/2016 11:57	EPA 8260B	
1,3-Dichloropropane	ND	0.11	0.50	ug/L	1	10/21/2016	10/21/2016 11:57	EPA 8260B	
1,4-Dichlorobenzene	ND	0.070	0.50	ug/L	1	10/21/2016	10/21/2016 11:57	EPA 8260B	
2,2-Dichloropropane	ND	0.14	0.50	ug/L	1	10/21/2016	10/21/2016 11:57	EPA 8260B	
2-Butanone	ND	3.0	20	ug/L	1	10/21/2016	10/21/2016 11:57	EPA 8260B	
2-Chlorotoluene	ND	0.075	0.50	ug/L	1	10/21/2016	10/21/2016 11:57	EPA 8260B	
2-Hexanone	ND	0.95	20	ug/L	1	10/21/2016	10/21/2016 11:57	EPA 8260B	
4-Chlorotoluene	ND	0.073	0.50	ug/L	1	10/21/2016	10/21/2016 11:57	EPA 8260B	
4-Methyl-2-pentanone	ND	0.77	20	ug/L	1	10/21/2016	10/21/2016 11:57	EPA 8260B	
Acetone	ND	3.4	20	ug/L	1	10/21/2016	10/21/2016 11:57	EPA 8260B	
Benzene	0.34	0.089	0.50	ug/L	1	10/21/2016	10/21/2016 11:57	EPA 8260B	J
Bromobenzene	ND	0.084	0.50	ug/L	1	10/21/2016	10/21/2016 11:57	EPA 8260B	
Bromochloromethane	ND	0.31	0.50	ug/L	1	10/21/2016	10/21/2016 11:57	EPA 8260B	
Bromodichloromethane	ND	0.077	0.50	ug/L	1	10/21/2016	10/21/2016 11:57	EPA 8260B	
Bromoform	ND	0.088	0.50	ug/L	1	10/21/2016	10/21/2016 11:57	EPA 8260B	
Bromomethane	ND	0.59	5.0	ug/L	1	10/21/2016	10/21/2016 11:57	EPA 8260B	LC
Carbon disulfide	ND	0.053	0.50	ug/L	1	10/21/2016	10/21/2016 11:57	EPA 8260B	
Carbon tetrachloride	ND	0.038	0.50	ug/L	1	10/21/2016	10/21/2016 11:57	EPA 8260B	
Chlorobenzene	ND	0.073	0.50	ug/L	1	10/21/2016	10/21/2016 11:57	EPA 8260B	
Chloroethane	ND	0.25	5.0	ug/L	1	10/21/2016	10/21/2016 11:57	EPA 8260B	
Chloroform	ND	0.062	0.50	ug/L	1	10/21/2016	10/21/2016 11:57	EPA 8260B	
Chloromethane	0.52	0.16	2.0	ug/L	1	10/21/2016	10/21/2016 11:57	EPA 8260B	J



2525 Advance Road
Madison, WI 53718
608.221.8700 Phone
608.221.4889 Fax

TRC Environmental Corporation, Inc.
708 Heartland Trail, Ste 3000
Madison WI, 53717

Project: Madison Kipp Corp. Quarterly Sampling
Project Number: 243950.000001
Project Manager: Andrew Stehn

MW-4D2
A164301-26 (Water)

Date Sampled
10/12/2016 13:43

Analyte	Result	Limit of Detection	Limit of Quantitation	Units	Dilution	Prepared	Analyzed	Method	Qualifiers
---------	--------	--------------------	-----------------------	-------	----------	----------	----------	--------	------------

ECCS

Volatile Organic Compounds by Method 8260 - Purge and Trap

Preparation Batch:A610050

cis-1,2-Dichloroethene	ND	0.11	0.50	ug/L	1	10/21/2016	10/21/2016 11:57	EPA 8260B	
cis-1,3-Dichloropropene	ND	0.061	0.50	ug/L	1	10/21/2016	10/21/2016 11:57	EPA 8260B	
Dibromochloromethane	ND	0.091	0.50	ug/L	1	10/21/2016	10/21/2016 11:57	EPA 8260B	
Dibromomethane	ND	0.14	0.50	ug/L	1	10/21/2016	10/21/2016 11:57	EPA 8260B	
Dichlorodifluoromethane	ND	0.11	0.50	ug/L	1	10/21/2016	10/21/2016 11:57	EPA 8260B	
Diisopropyl Ether	ND	0.15	0.50	ug/L	1	10/21/2016	10/21/2016 11:57	EPA 8260B	
Ethylbenzene	ND	0.054	0.50	ug/L	1	10/21/2016	10/21/2016 11:57	EPA 8260B	
Hexachlorobutadiene	ND	0.13	2.0	ug/L	1	10/21/2016	10/21/2016 11:57	EPA 8260B	
Isopropylbenzene	ND	0.081	0.50	ug/L	1	10/21/2016	10/21/2016 11:57	EPA 8260B	
m,p-Xylene	ND	0.057	1.0	ug/L	1	10/21/2016	10/21/2016 11:57	EPA 8260B	
Methyl t-Butyl Ether	ND	0.14	0.50	ug/L	1	10/21/2016	10/21/2016 11:57	EPA 8260B	
Methylene chloride	ND	0.14	2.0	ug/L	1	10/21/2016	10/21/2016 11:57	EPA 8260B	
Naphthalene	ND	0.088	5.0	ug/L	1	10/21/2016	10/21/2016 11:57	EPA 8260B	
n-Butyl Benzene	ND	0.14	0.50	ug/L	1	10/21/2016	10/21/2016 11:57	EPA 8260B	
n-Hexane	ND	0.21	0.50	ug/L	1	10/21/2016	10/21/2016 11:57	EPA 8260B	
n-Propyl Benzene	ND	0.10	0.50	ug/L	1	10/21/2016	10/21/2016 11:57	EPA 8260B	
o-Xylene	ND	0.058	0.50	ug/L	1	10/21/2016	10/21/2016 11:57	EPA 8260B	
p-Isopropyltoluene	ND	0.085	0.50	ug/L	1	10/21/2016	10/21/2016 11:57	EPA 8260B	
sec-Butyl Benzene	ND	0.13	0.50	ug/L	1	10/21/2016	10/21/2016 11:57	EPA 8260B	
Styrene	ND	0.065	0.50	ug/L	1	10/21/2016	10/21/2016 11:57	EPA 8260B	
tert-Butylbenzene	ND	0.12	0.50	ug/L	1	10/21/2016	10/21/2016 11:57	EPA 8260B	
Tetrachloroethene	0.65	0.081	0.50	ug/L	1	10/21/2016	10/21/2016 11:57	EPA 8260B	
Tetrahydrofuran	ND	1.2	10	ug/L	1	10/21/2016	10/21/2016 11:57	EPA 8260B	
Toluene	0.13	0.053	0.50	ug/L	1	10/21/2016	10/21/2016 11:57	EPA 8260B	J
trans-1,2-Dichloroethene	ND	0.11	0.50	ug/L	1	10/21/2016	10/21/2016 11:57	EPA 8260B	
trans-1,3-Dichloropropene	ND	0.096	0.50	ug/L	1	10/21/2016	10/21/2016 11:57	EPA 8260B	
Trichloroethene	ND	0.062	0.50	ug/L	1	10/21/2016	10/21/2016 11:57	EPA 8260B	
Trichlorofluoromethane	ND	0.13	0.50	ug/L	1	10/21/2016	10/21/2016 11:57	EPA 8260B	
Vinyl chloride	ND	0.16	0.50	ug/L	1	10/21/2016	10/21/2016 11:57	EPA 8260B	
<i>Surrogate: Dibromofluoromethane</i>			109 %	60-140		10/21/2016	10/21/2016 11:57	EPA 8260B	
<i>Surrogate: Toluene-d8</i>			95.7 %	60-140		10/21/2016	10/21/2016 11:57	EPA 8260B	
<i>Surrogate: 4-Bromofluorobenzene</i>			100 %	60-140		10/21/2016	10/21/2016 11:57	EPA 8260B	



2525 Advance Road
 Madison, WI 53718
 608.221.8700 Phone
 608.221.4889 Fax

TRC Environmental Corporation, Inc.
 708 Heartland Trail, Ste 3000
 Madison WI, 53717

Project: Madison Kipp Corp. Quarterly Sampling
 Project Number: 243950.000001
 Project Manager: Andrew Stehn

MW-5D3
A164301-27 (Water)

Date Sampled
 10/12/2016 15:14

Analyte	Result	Limit of Detection	Limit of Quantitation	Units	Dilution	Prepared	Analyzed	Method	Qualifiers
---------	--------	--------------------	-----------------------	-------	----------	----------	----------	--------	------------

ECCS

Volatile Organic Compounds by Method 8260 - Purge and Trap

Preparation Batch:A610050

1,1,1,2-Tetrachloroethane	ND	0.11	0.50	ug/L	1	10/21/2016	10/21/2016 12:24	EPA 8260B	
1,1,1-Trichloroethane	ND	0.10	0.50	ug/L	1	10/21/2016	10/21/2016 12:24	EPA 8260B	
1,1,2,2-Tetrachloroethane	ND	0.099	0.50	ug/L	1	10/21/2016	10/21/2016 12:24	EPA 8260B	
1,1,2-Trichloroethane	ND	0.10	0.50	ug/L	1	10/21/2016	10/21/2016 12:24	EPA 8260B	
1,1,2-Trichlorotrifluoroethane	ND	0.13	0.50	ug/L	1	10/21/2016	10/21/2016 12:24	EPA 8260B	
1,1-Dichloroethane	ND	0.12	0.50	ug/L	1	10/21/2016	10/21/2016 12:24	EPA 8260B	
1,1-Dichloroethene	ND	0.14	0.50	ug/L	1	10/21/2016	10/21/2016 12:24	EPA 8260B	
1,1-Dichloropropene	ND	0.11	0.50	ug/L	1	10/21/2016	10/21/2016 12:24	EPA 8260B	
1,2,3-Trichlorobenzene	ND	0.045	2.0	ug/L	1	10/21/2016	10/21/2016 12:24	EPA 8260B	
1,2,3-Trichloropropane	ND	0.15	1.0	ug/L	1	10/21/2016	10/21/2016 12:24	EPA 8260B	
1,2,4-Trichlorobenzene	ND	0.077	2.0	ug/L	1	10/21/2016	10/21/2016 12:24	EPA 8260B	
1,2,4-Trimethylbenzene	ND	0.060	0.50	ug/L	1	10/21/2016	10/21/2016 12:24	EPA 8260B	
1,2-Dibromo-3-chloropropane	ND	0.25	0.50	ug/L	1	10/21/2016	10/21/2016 12:24	EPA 8260B	
1,2-Dibromoethane (EDB)	ND	0.13	0.50	ug/L	1	10/21/2016	10/21/2016 12:24	EPA 8260B	
1,2-Dichlorobenzene	ND	0.076	0.50	ug/L	1	10/21/2016	10/21/2016 12:24	EPA 8260B	
1,2-Dichloroethane	ND	0.078	0.50	ug/L	1	10/21/2016	10/21/2016 12:24	EPA 8260B	
1,2-Dichloropropane	ND	0.10	0.50	ug/L	1	10/21/2016	10/21/2016 12:24	EPA 8260B	
1,3,5-Trimethylbenzene	ND	0.075	0.50	ug/L	1	10/21/2016	10/21/2016 12:24	EPA 8260B	
1,3-Dichlorobenzene	ND	0.096	0.50	ug/L	1	10/21/2016	10/21/2016 12:24	EPA 8260B	
1,3-Dichloropropane	ND	0.11	0.50	ug/L	1	10/21/2016	10/21/2016 12:24	EPA 8260B	
1,4-Dichlorobenzene	ND	0.070	0.50	ug/L	1	10/21/2016	10/21/2016 12:24	EPA 8260B	
2,2-Dichloropropane	ND	0.14	0.50	ug/L	1	10/21/2016	10/21/2016 12:24	EPA 8260B	
2-Butanone	ND	3.0	20	ug/L	1	10/21/2016	10/21/2016 12:24	EPA 8260B	
2-Chlorotoluene	ND	0.075	0.50	ug/L	1	10/21/2016	10/21/2016 12:24	EPA 8260B	
2-Hexanone	ND	0.95	20	ug/L	1	10/21/2016	10/21/2016 12:24	EPA 8260B	
4-Chlorotoluene	ND	0.073	0.50	ug/L	1	10/21/2016	10/21/2016 12:24	EPA 8260B	
4-Methyl-2-pentanone	ND	0.77	20	ug/L	1	10/21/2016	10/21/2016 12:24	EPA 8260B	
Acetone	ND	3.4	20	ug/L	1	10/21/2016	10/21/2016 12:24	EPA 8260B	
Benzene	0.19	0.089	0.50	ug/L	1	10/21/2016	10/21/2016 12:24	EPA 8260B	J
Bromobenzene	ND	0.084	0.50	ug/L	1	10/21/2016	10/21/2016 12:24	EPA 8260B	
Bromochloromethane	ND	0.31	0.50	ug/L	1	10/21/2016	10/21/2016 12:24	EPA 8260B	
Bromodichloromethane	ND	0.077	0.50	ug/L	1	10/21/2016	10/21/2016 12:24	EPA 8260B	
Bromoform	ND	0.088	0.50	ug/L	1	10/21/2016	10/21/2016 12:24	EPA 8260B	
Bromomethane	ND	0.59	5.0	ug/L	1	10/21/2016	10/21/2016 12:24	EPA 8260B	LC
Carbon disulfide	ND	0.053	0.50	ug/L	1	10/21/2016	10/21/2016 12:24	EPA 8260B	
Carbon tetrachloride	ND	0.038	0.50	ug/L	1	10/21/2016	10/21/2016 12:24	EPA 8260B	
Chlorobenzene	ND	0.073	0.50	ug/L	1	10/21/2016	10/21/2016 12:24	EPA 8260B	
Chloroethane	ND	0.25	5.0	ug/L	1	10/21/2016	10/21/2016 12:24	EPA 8260B	
Chloroform	ND	0.062	0.50	ug/L	1	10/21/2016	10/21/2016 12:24	EPA 8260B	
Chloromethane	0.67	0.16	2.0	ug/L	1	10/21/2016	10/21/2016 12:24	EPA 8260B	J



2525 Advance Road
Madison, WI 53718
608.221.8700 Phone
608.221.4889 Fax

TRC Environmental Corporation, Inc.
708 Heartland Trail, Ste 3000
Madison WI, 53717

Project: Madison Kipp Corp. Quarterly Sampling
Project Number: 243950.000001
Project Manager: Andrew Stehn

MW-5D3
A164301-27 (Water)

Date Sampled
10/12/2016 15:14

Analyte	Result	Limit of Detection	Limit of Quantitation	Units	Dilution	Prepared	Analyzed	Method	Qualifiers
---------	--------	--------------------	-----------------------	-------	----------	----------	----------	--------	------------

ECCS

Volatile Organic Compounds by Method 8260 - Purge and Trap

Preparation Batch:A610050

cis-1,2-Dichloroethene	ND	0.11	0.50	ug/L	1	10/21/2016	10/21/2016 12:24	EPA 8260B	
cis-1,3-Dichloropropene	ND	0.061	0.50	ug/L	1	10/21/2016	10/21/2016 12:24	EPA 8260B	
Dibromochloromethane	ND	0.091	0.50	ug/L	1	10/21/2016	10/21/2016 12:24	EPA 8260B	
Dibromomethane	ND	0.14	0.50	ug/L	1	10/21/2016	10/21/2016 12:24	EPA 8260B	
Dichlorodifluoromethane	ND	0.11	0.50	ug/L	1	10/21/2016	10/21/2016 12:24	EPA 8260B	
Diisopropyl Ether	ND	0.15	0.50	ug/L	1	10/21/2016	10/21/2016 12:24	EPA 8260B	
Ethylbenzene	ND	0.054	0.50	ug/L	1	10/21/2016	10/21/2016 12:24	EPA 8260B	
Hexachlorobutadiene	ND	0.13	2.0	ug/L	1	10/21/2016	10/21/2016 12:24	EPA 8260B	
Isopropylbenzene	ND	0.081	0.50	ug/L	1	10/21/2016	10/21/2016 12:24	EPA 8260B	
m,p-Xylene	ND	0.057	1.0	ug/L	1	10/21/2016	10/21/2016 12:24	EPA 8260B	
Methyl t-Butyl Ether	ND	0.14	0.50	ug/L	1	10/21/2016	10/21/2016 12:24	EPA 8260B	
Methylene chloride	ND	0.14	2.0	ug/L	1	10/21/2016	10/21/2016 12:24	EPA 8260B	
Naphthalene	ND	0.088	5.0	ug/L	1	10/21/2016	10/21/2016 12:24	EPA 8260B	
n-Butyl Benzene	ND	0.14	0.50	ug/L	1	10/21/2016	10/21/2016 12:24	EPA 8260B	
n-Hexane	ND	0.21	0.50	ug/L	1	10/21/2016	10/21/2016 12:24	EPA 8260B	
n-Propyl Benzene	ND	0.10	0.50	ug/L	1	10/21/2016	10/21/2016 12:24	EPA 8260B	
o-Xylene	ND	0.058	0.50	ug/L	1	10/21/2016	10/21/2016 12:24	EPA 8260B	
p-Isopropyltoluene	ND	0.085	0.50	ug/L	1	10/21/2016	10/21/2016 12:24	EPA 8260B	
sec-Butyl Benzene	ND	0.13	0.50	ug/L	1	10/21/2016	10/21/2016 12:24	EPA 8260B	
Styrene	ND	0.065	0.50	ug/L	1	10/21/2016	10/21/2016 12:24	EPA 8260B	
tert-Butylbenzene	ND	0.12	0.50	ug/L	1	10/21/2016	10/21/2016 12:24	EPA 8260B	
Tetrachloroethene	0.22	0.081	0.50	ug/L	1	10/21/2016	10/21/2016 12:24	EPA 8260B	J
Tetrahydrofuran	ND	1.2	10	ug/L	1	10/21/2016	10/21/2016 12:24	EPA 8260B	
Toluene	0.15	0.053	0.50	ug/L	1	10/21/2016	10/21/2016 12:24	EPA 8260B	J
trans-1,2-Dichloroethene	ND	0.11	0.50	ug/L	1	10/21/2016	10/21/2016 12:24	EPA 8260B	
trans-1,3-Dichloropropene	ND	0.096	0.50	ug/L	1	10/21/2016	10/21/2016 12:24	EPA 8260B	
Trichloroethene	ND	0.062	0.50	ug/L	1	10/21/2016	10/21/2016 12:24	EPA 8260B	
Trichlorofluoromethane	ND	0.13	0.50	ug/L	1	10/21/2016	10/21/2016 12:24	EPA 8260B	
Vinyl chloride	ND	0.16	0.50	ug/L	1	10/21/2016	10/21/2016 12:24	EPA 8260B	
<i>Surrogate: Dibromofluoromethane</i>			109 %	60-140		10/21/2016	10/21/2016 12:24	EPA 8260B	
<i>Surrogate: Toluene-d8</i>			96.2 %	60-140		10/21/2016	10/21/2016 12:24	EPA 8260B	
<i>Surrogate: 4-Bromofluorobenzene</i>			104 %	60-140		10/21/2016	10/21/2016 12:24	EPA 8260B	



2525 Advance Road
 Madison, WI 53718
 608.221.8700 Phone
 608.221.4889 Fax

TRC Environmental Corporation, Inc.
 708 Heartland Trail, Ste 3000
 Madison WI, 53717

Project: Madison Kipp Corp. Quarterly Sampling
 Project Number: 243950.000001
 Project Manager: Andrew Stehn

MW-5D2
A164301-28 (Water)

Date Sampled
 10/12/2016 17:08

Analyte	Result	Limit of Detection	Limit of Quantitation	Units	Dilution	Prepared	Analyzed	Method	Qualifiers
---------	--------	--------------------	-----------------------	-------	----------	----------	----------	--------	------------

ECCS

Volatile Organic Compounds by Method 8260 - Purge and Trap

Preparation Batch:A610050

1,1,1,2-Tetrachloroethane	ND	2.2	10	ug/L	20	10/21/2016	10/21/2016 19:15	EPA 8260B	
1,1,1-Trichloroethane	ND	2.0	10	ug/L	20	10/21/2016	10/21/2016 19:15	EPA 8260B	
1,1,2,2-Tetrachloroethane	ND	2.0	10	ug/L	20	10/21/2016	10/21/2016 19:15	EPA 8260B	
1,1,2-Trichloroethane	ND	2.0	10	ug/L	20	10/21/2016	10/21/2016 19:15	EPA 8260B	
1,1,2-Trichlorotrifluoroethane	ND	2.6	10	ug/L	20	10/21/2016	10/21/2016 19:15	EPA 8260B	
1,1-Dichloroethane	ND	2.4	10	ug/L	20	10/21/2016	10/21/2016 19:15	EPA 8260B	
1,1-Dichloroethene	ND	2.8	10	ug/L	20	10/21/2016	10/21/2016 19:15	EPA 8260B	
1,1-Dichloropropene	ND	2.2	10	ug/L	20	10/21/2016	10/21/2016 19:15	EPA 8260B	
1,2,3-Trichlorobenzene	ND	0.90	40	ug/L	20	10/21/2016	10/21/2016 19:15	EPA 8260B	
1,2,3-Trichloropropane	ND	3.0	20	ug/L	20	10/21/2016	10/21/2016 19:15	EPA 8260B	
1,2,4-Trichlorobenzene	ND	1.5	40	ug/L	20	10/21/2016	10/21/2016 19:15	EPA 8260B	
1,2,4-Trimethylbenzene	ND	1.2	10	ug/L	20	10/21/2016	10/21/2016 19:15	EPA 8260B	
1,2-Dibromo-3-chloropropane	ND	5.0	10	ug/L	20	10/21/2016	10/21/2016 19:15	EPA 8260B	
1,2-Dibromoethane (EDB)	ND	2.6	10	ug/L	20	10/21/2016	10/21/2016 19:15	EPA 8260B	
1,2-Dichlorobenzene	ND	1.5	10	ug/L	20	10/21/2016	10/21/2016 19:15	EPA 8260B	
1,2-Dichloroethane	ND	1.6	10	ug/L	20	10/21/2016	10/21/2016 19:15	EPA 8260B	
1,2-Dichloropropane	ND	2.0	10	ug/L	20	10/21/2016	10/21/2016 19:15	EPA 8260B	
1,3,5-Trimethylbenzene	ND	1.5	10	ug/L	20	10/21/2016	10/21/2016 19:15	EPA 8260B	
1,3-Dichlorobenzene	ND	1.9	10	ug/L	20	10/21/2016	10/21/2016 19:15	EPA 8260B	
1,3-Dichloropropane	ND	2.2	10	ug/L	20	10/21/2016	10/21/2016 19:15	EPA 8260B	
1,4-Dichlorobenzene	ND	1.4	10	ug/L	20	10/21/2016	10/21/2016 19:15	EPA 8260B	
2,2-Dichloropropane	ND	2.8	10	ug/L	20	10/21/2016	10/21/2016 19:15	EPA 8260B	
2-Butanone	ND	60	400	ug/L	20	10/21/2016	10/21/2016 19:15	EPA 8260B	
2-Chlorotoluene	ND	1.5	10	ug/L	20	10/21/2016	10/21/2016 19:15	EPA 8260B	
2-Hexanone	ND	19	400	ug/L	20	10/21/2016	10/21/2016 19:15	EPA 8260B	
4-Chlorotoluene	ND	1.5	10	ug/L	20	10/21/2016	10/21/2016 19:15	EPA 8260B	
4-Methyl-2-pentanone	ND	15	400	ug/L	20	10/21/2016	10/21/2016 19:15	EPA 8260B	
Acetone	ND	68	400	ug/L	20	10/21/2016	10/21/2016 19:15	EPA 8260B	
Benzene	ND	1.8	10	ug/L	20	10/21/2016	10/21/2016 19:15	EPA 8260B	
Bromobenzene	ND	1.7	10	ug/L	20	10/21/2016	10/21/2016 19:15	EPA 8260B	
Bromochloromethane	ND	6.2	10	ug/L	20	10/21/2016	10/21/2016 19:15	EPA 8260B	
Bromodichloromethane	ND	1.5	10	ug/L	20	10/21/2016	10/21/2016 19:15	EPA 8260B	
Bromoform	ND	1.8	10	ug/L	20	10/21/2016	10/21/2016 19:15	EPA 8260B	
Bromomethane	ND	12	100	ug/L	20	10/21/2016	10/21/2016 19:15	EPA 8260B	LC
Carbon disulfide	ND	1.1	10	ug/L	20	10/21/2016	10/21/2016 19:15	EPA 8260B	
Carbon tetrachloride	ND	0.76	10	ug/L	20	10/21/2016	10/21/2016 19:15	EPA 8260B	
Chlorobenzene	ND	1.5	10	ug/L	20	10/21/2016	10/21/2016 19:15	EPA 8260B	
Chloroethane	ND	5.0	100	ug/L	20	10/21/2016	10/21/2016 19:15	EPA 8260B	
Chloroform	ND	1.2	10	ug/L	20	10/21/2016	10/21/2016 19:15	EPA 8260B	



2525 Advance Road
Madison, WI 53718
608.221.8700 Phone
608.221.4889 Fax

TRC Environmental Corporation, Inc.
708 Heartland Trail, Ste 3000
Madison WI, 53717

Project: Madison Kipp Corp. Quarterly Sampling
Project Number: 243950.000001
Project Manager: Andrew Stehn

MW-5D2
A164301-28 (Water)

Date Sampled
10/12/2016 17:08

Analyte	Result	Limit of Detection	Limit of Quantitation	Units	Dilution	Prepared	Analyzed	Method	Qualifiers
---------	--------	--------------------	-----------------------	-------	----------	----------	----------	--------	------------

ECCS

Volatile Organic Compounds by Method 8260 - Purge and Trap

Preparation Batch:A610050

Chloromethane	11	3.2	40	ug/L	20	10/21/2016	10/21/2016 19:15	EPA 8260B	J, D
cis-1,2-Dichloroethene	ND	2.2	10	ug/L	20	10/21/2016	10/21/2016 19:15	EPA 8260B	
cis-1,3-Dichloropropene	ND	1.2	10	ug/L	20	10/21/2016	10/21/2016 19:15	EPA 8260B	
Dibromochloromethane	ND	1.8	10	ug/L	20	10/21/2016	10/21/2016 19:15	EPA 8260B	
Dibromomethane	ND	2.8	10	ug/L	20	10/21/2016	10/21/2016 19:15	EPA 8260B	
Dichlorodifluoromethane	ND	2.2	10	ug/L	20	10/21/2016	10/21/2016 19:15	EPA 8260B	
Diisopropyl Ether	ND	3.0	10	ug/L	20	10/21/2016	10/21/2016 19:15	EPA 8260B	
Ethylbenzene	ND	1.1	10	ug/L	20	10/21/2016	10/21/2016 19:15	EPA 8260B	
Hexachlorobutadiene	ND	2.6	40	ug/L	20	10/21/2016	10/21/2016 19:15	EPA 8260B	
Isopropylbenzene	ND	1.6	10	ug/L	20	10/21/2016	10/21/2016 19:15	EPA 8260B	
m,p-Xylene	ND	1.1	20	ug/L	20	10/21/2016	10/21/2016 19:15	EPA 8260B	
Methyl t-Butyl Ether	ND	2.8	10	ug/L	20	10/21/2016	10/21/2016 19:15	EPA 8260B	
Methylene chloride	ND	2.8	40	ug/L	20	10/21/2016	10/21/2016 19:15	EPA 8260B	
Naphthalene	ND	1.8	100	ug/L	20	10/21/2016	10/21/2016 19:15	EPA 8260B	
n-Butyl Benzene	ND	2.8	10	ug/L	20	10/21/2016	10/21/2016 19:15	EPA 8260B	
n-Hexane	ND	4.2	10	ug/L	20	10/21/2016	10/21/2016 19:15	EPA 8260B	
n-Propyl Benzene	ND	2.0	10	ug/L	20	10/21/2016	10/21/2016 19:15	EPA 8260B	
o-Xylene	ND	1.2	10	ug/L	20	10/21/2016	10/21/2016 19:15	EPA 8260B	
p-Isopropyltoluene	ND	1.7	10	ug/L	20	10/21/2016	10/21/2016 19:15	EPA 8260B	
sec-Butyl Benzene	ND	2.6	10	ug/L	20	10/21/2016	10/21/2016 19:15	EPA 8260B	
Styrene	ND	1.3	10	ug/L	20	10/21/2016	10/21/2016 19:15	EPA 8260B	
tert-Butylbenzene	ND	2.4	10	ug/L	20	10/21/2016	10/21/2016 19:15	EPA 8260B	
Tetrachloroethene	550	1.6	10	ug/L	20	10/21/2016	10/21/2016 19:15	EPA 8260B	D
Tetrahydrofuran	ND	24	200	ug/L	20	10/21/2016	10/21/2016 19:15	EPA 8260B	
Toluene	ND	1.1	10	ug/L	20	10/21/2016	10/21/2016 19:15	EPA 8260B	
trans-1,2-Dichloroethene	ND	2.2	10	ug/L	20	10/21/2016	10/21/2016 19:15	EPA 8260B	
trans-1,3-Dichloropropene	ND	1.9	10	ug/L	20	10/21/2016	10/21/2016 19:15	EPA 8260B	
Trichloroethene	8.4	1.2	10	ug/L	20	10/21/2016	10/21/2016 19:15	EPA 8260B	J, D
Trichlorofluoromethane	ND	2.6	10	ug/L	20	10/21/2016	10/21/2016 19:15	EPA 8260B	
Vinyl chloride	ND	3.2	10	ug/L	20	10/21/2016	10/21/2016 19:15	EPA 8260B	

Surrogate: Dibromofluoromethane

120 % 60-140

10/21/2016 10/21/2016 19:15

EPA 8260B

Surrogate: Toluene-d8

95.1 % 60-140

10/21/2016 10/21/2016 19:15

EPA 8260B

Surrogate: 4-Bromofluorobenzene

102 % 60-140

10/21/2016 10/21/2016 19:15

EPA 8260B



2525 Advance Road
 Madison, WI 53718
 608.221.8700 Phone
 608.221.4889 Fax

TRC Environmental Corporation, Inc.
 708 Heartland Trail, Ste 3000
 Madison WI, 53717

Project: Madison Kipp Corp. Quarterly Sampling
 Project Number: 243950.000001
 Project Manager: Andrew Stehn

MW-5D
A164301-29 (Water)

Date Sampled
 10/12/2016 17:58

Analyte	Result	Limit of Detection	Limit of Quantitation	Units	Dilution	Prepared	Analyzed	Method	Qualifiers
---------	--------	--------------------	-----------------------	-------	----------	----------	----------	--------	------------

ECCS

Volatile Organic Compounds by Method 8260 - Purge and Trap

Preparation Batch:A610050

1,1,1,2-Tetrachloroethane	0.51	0.11	0.50	ug/L	1	10/21/2016	10/21/2016 12:51	EPA 8260B	
1,1,1-Trichloroethane	ND	0.10	0.50	ug/L	1	10/21/2016	10/21/2016 12:51	EPA 8260B	
1,1,2,2-Tetrachloroethane	ND	0.099	0.50	ug/L	1	10/21/2016	10/21/2016 12:51	EPA 8260B	
1,1,2-Trichloroethane	ND	0.10	0.50	ug/L	1	10/21/2016	10/21/2016 12:51	EPA 8260B	
1,1,2-Trichlorotrifluoroethane	ND	0.13	0.50	ug/L	1	10/21/2016	10/21/2016 12:51	EPA 8260B	
1,1-Dichloroethane	ND	0.12	0.50	ug/L	1	10/21/2016	10/21/2016 12:51	EPA 8260B	
1,1-Dichloroethene	ND	0.14	0.50	ug/L	1	10/21/2016	10/21/2016 12:51	EPA 8260B	
1,1-Dichloropropene	ND	0.11	0.50	ug/L	1	10/21/2016	10/21/2016 12:51	EPA 8260B	
1,2,3-Trichlorobenzene	ND	0.045	2.0	ug/L	1	10/21/2016	10/21/2016 12:51	EPA 8260B	
1,2,3-Trichloropropane	ND	0.15	1.0	ug/L	1	10/21/2016	10/21/2016 12:51	EPA 8260B	
1,2,4-Trichlorobenzene	ND	0.077	2.0	ug/L	1	10/21/2016	10/21/2016 12:51	EPA 8260B	
1,2,4-Trimethylbenzene	ND	0.060	0.50	ug/L	1	10/21/2016	10/21/2016 12:51	EPA 8260B	
1,2-Dibromo-3-chloropropane	ND	0.25	0.50	ug/L	1	10/21/2016	10/21/2016 12:51	EPA 8260B	
1,2-Dibromoethane (EDB)	ND	0.13	0.50	ug/L	1	10/21/2016	10/21/2016 12:51	EPA 8260B	
1,2-Dichlorobenzene	ND	0.076	0.50	ug/L	1	10/21/2016	10/21/2016 12:51	EPA 8260B	
1,2-Dichloroethane	ND	0.078	0.50	ug/L	1	10/21/2016	10/21/2016 12:51	EPA 8260B	
1,2-Dichloropropane	ND	0.10	0.50	ug/L	1	10/21/2016	10/21/2016 12:51	EPA 8260B	
1,3,5-Trimethylbenzene	ND	0.075	0.50	ug/L	1	10/21/2016	10/21/2016 12:51	EPA 8260B	
1,3-Dichlorobenzene	ND	0.096	0.50	ug/L	1	10/21/2016	10/21/2016 12:51	EPA 8260B	
1,3-Dichloropropane	ND	0.11	0.50	ug/L	1	10/21/2016	10/21/2016 12:51	EPA 8260B	
1,4-Dichlorobenzene	ND	0.070	0.50	ug/L	1	10/21/2016	10/21/2016 12:51	EPA 8260B	
2,2-Dichloropropane	ND	0.14	0.50	ug/L	1	10/21/2016	10/21/2016 12:51	EPA 8260B	
2-Butanone	ND	3.0	20	ug/L	1	10/21/2016	10/21/2016 12:51	EPA 8260B	
2-Chlorotoluene	ND	0.075	0.50	ug/L	1	10/21/2016	10/21/2016 12:51	EPA 8260B	
2-Hexanone	ND	0.95	20	ug/L	1	10/21/2016	10/21/2016 12:51	EPA 8260B	
4-Chlorotoluene	ND	0.073	0.50	ug/L	1	10/21/2016	10/21/2016 12:51	EPA 8260B	
4-Methyl-2-pentanone	ND	0.77	20	ug/L	1	10/21/2016	10/21/2016 12:51	EPA 8260B	
Acetone	ND	3.4	20	ug/L	1	10/21/2016	10/21/2016 12:51	EPA 8260B	
Benzene	5.7	0.089	0.50	ug/L	1	10/21/2016	10/21/2016 12:51	EPA 8260B	
Bromobenzene	ND	0.084	0.50	ug/L	1	10/21/2016	10/21/2016 12:51	EPA 8260B	
Bromochloromethane	ND	0.31	0.50	ug/L	1	10/21/2016	10/21/2016 12:51	EPA 8260B	
Bromodichloromethane	ND	0.077	0.50	ug/L	1	10/21/2016	10/21/2016 12:51	EPA 8260B	
Bromoform	ND	0.088	0.50	ug/L	1	10/21/2016	10/21/2016 12:51	EPA 8260B	
Bromomethane	ND	0.59	5.0	ug/L	1	10/21/2016	10/21/2016 12:51	EPA 8260B	LC
Carbon disulfide	ND	0.053	0.50	ug/L	1	10/21/2016	10/21/2016 12:51	EPA 8260B	
Carbon tetrachloride	ND	0.038	0.50	ug/L	1	10/21/2016	10/21/2016 12:51	EPA 8260B	
Chlorobenzene	ND	0.073	0.50	ug/L	1	10/21/2016	10/21/2016 12:51	EPA 8260B	
Chloroethane	ND	0.25	5.0	ug/L	1	10/21/2016	10/21/2016 12:51	EPA 8260B	
Chloroform	1.0	0.062	0.50	ug/L	1	10/21/2016	10/21/2016 12:51	EPA 8260B	
Chloromethane	0.57	0.16	2.0	ug/L	1	10/21/2016	10/21/2016 12:51	EPA 8260B	J



2525 Advance Road
 Madison, WI 53718
 608.221.8700 Phone
 608.221.4889 Fax

TRC Environmental Corporation, Inc.
 708 Heartland Trail, Ste 3000
 Madison WI, 53717

Project: Madison Kipp Corp. Quarterly Sampling
 Project Number: 243950.000001
 Project Manager: Andrew Stehn

MW-5D
A164301-29 (Water)

Date Sampled
 10/12/2016 17:58

Analyte	Result	Limit of Detection	Limit of Quantitation	Units	Dilution	Prepared	Analyzed	Method	Qualifiers
---------	--------	--------------------	-----------------------	-------	----------	----------	----------	--------	------------

ECCS

Volatile Organic Compounds by Method 8260 - Purge and Trap

Preparation Batch:A610050

cis-1,2-Dichloroethene	210	1.1	5.0	ug/L	10	10/21/2016	10/24/2016 12:43	EPA 8260B	D
cis-1,3-Dichloropropene	ND	0.061	0.50	ug/L	1	10/21/2016	10/21/2016 12:51	EPA 8260B	
Dibromochloromethane	ND	0.091	0.50	ug/L	1	10/21/2016	10/21/2016 12:51	EPA 8260B	
Dibromomethane	ND	0.14	0.50	ug/L	1	10/21/2016	10/21/2016 12:51	EPA 8260B	
Dichlorodifluoromethane	ND	0.11	0.50	ug/L	1	10/21/2016	10/21/2016 12:51	EPA 8260B	
Diisopropyl Ether	ND	0.15	0.50	ug/L	1	10/21/2016	10/21/2016 12:51	EPA 8260B	
Ethylbenzene	ND	0.054	0.50	ug/L	1	10/21/2016	10/21/2016 12:51	EPA 8260B	
Hexachlorobutadiene	ND	0.13	2.0	ug/L	1	10/21/2016	10/21/2016 12:51	EPA 8260B	
Isopropylbenzene	ND	0.081	0.50	ug/L	1	10/21/2016	10/21/2016 12:51	EPA 8260B	
m,p-Xylene	ND	0.057	1.0	ug/L	1	10/21/2016	10/21/2016 12:51	EPA 8260B	
Methyl t-Butyl Ether	0.75	0.14	0.50	ug/L	1	10/21/2016	10/21/2016 12:51	EPA 8260B	
Methylene chloride	ND	0.14	2.0	ug/L	1	10/21/2016	10/21/2016 12:51	EPA 8260B	
Naphthalene	ND	0.088	5.0	ug/L	1	10/21/2016	10/21/2016 12:51	EPA 8260B	
n-Butyl Benzene	ND	0.14	0.50	ug/L	1	10/21/2016	10/21/2016 12:51	EPA 8260B	
n-Hexane	ND	0.21	0.50	ug/L	1	10/21/2016	10/21/2016 12:51	EPA 8260B	
n-Propyl Benzene	ND	0.10	0.50	ug/L	1	10/21/2016	10/21/2016 12:51	EPA 8260B	
o-Xylene	ND	0.058	0.50	ug/L	1	10/21/2016	10/21/2016 12:51	EPA 8260B	
p-Isopropyltoluene	ND	0.085	0.50	ug/L	1	10/21/2016	10/21/2016 12:51	EPA 8260B	
sec-Butyl Benzene	ND	0.13	0.50	ug/L	1	10/21/2016	10/21/2016 12:51	EPA 8260B	
Styrene	ND	0.065	0.50	ug/L	1	10/21/2016	10/21/2016 12:51	EPA 8260B	
tert-Butylbenzene	ND	0.12	0.50	ug/L	1	10/21/2016	10/21/2016 12:51	EPA 8260B	
Tetrachloroethene	3600	16	100	ug/L	200	10/21/2016	10/24/2016 14:45	EPA 8260B	D
Tetrahydrofuran	ND	1.2	10	ug/L	1	10/21/2016	10/21/2016 12:51	EPA 8260B	
Toluene	0.10	0.053	0.50	ug/L	1	10/21/2016	10/21/2016 12:51	EPA 8260B	J
trans-1,2-Dichloroethene	3.6	0.11	0.50	ug/L	1	10/21/2016	10/21/2016 12:51	EPA 8260B	
trans-1,3-Dichloropropene	ND	0.096	0.50	ug/L	1	10/21/2016	10/21/2016 12:51	EPA 8260B	
Trichloroethene	150	0.62	5.0	ug/L	10	10/21/2016	10/24/2016 12:43	EPA 8260B	D
Trichlorofluoromethane	ND	0.13	0.50	ug/L	1	10/21/2016	10/21/2016 12:51	EPA 8260B	
Vinyl chloride	ND	0.16	0.50	ug/L	1	10/21/2016	10/21/2016 12:51	EPA 8260B	
Surrogate: Dibromofluoromethane			109 %	60-140		10/21/2016	10/21/2016 12:51	EPA 8260B	
Surrogate: Toluene-d8			94.2 %	60-140		10/21/2016	10/21/2016 12:51	EPA 8260B	
Surrogate: 4-Bromofluorobenzene			102 %	60-140		10/21/2016	10/21/2016 12:51	EPA 8260B	



2525 Advance Road
 Madison, WI 53718
 608.221.8700 Phone
 608.221.4889 Fax

TRC Environmental Corporation, Inc.
 708 Heartland Trail, Ste 3000
 Madison WI, 53717

Project: Madison Kipp Corp. Quarterly Sampling
 Project Number: 243950.000001
 Project Manager: Andrew Stehn

MW-5S
A164301-30 (Water)

Date Sampled
10/12/2016 16:30

Analyte	Result	Limit of Detection	Limit of Quantitation	Units	Dilution	Prepared	Analyzed	Method	Qualifiers
---------	--------	--------------------	-----------------------	-------	----------	----------	----------	--------	------------

ECCS

Volatile Organic Compounds by Method 8260 - Purge and Trap

Preparation Batch:A610050

1,1,1,2-Tetrachloroethane	ND	0.22	1.0	ug/L	2	10/21/2016	10/21/2016 19:43	EPA 8260B	
1,1,1-Trichloroethane	ND	0.20	1.0	ug/L	2	10/21/2016	10/21/2016 19:43	EPA 8260B	
1,1,2,2-Tetrachloroethane	ND	0.20	1.0	ug/L	2	10/21/2016	10/21/2016 19:43	EPA 8260B	
1,1,2-Trichloroethane	ND	0.20	1.0	ug/L	2	10/21/2016	10/21/2016 19:43	EPA 8260B	
1,1,2-Trichlorotrifluoroethane	ND	0.26	1.0	ug/L	2	10/21/2016	10/21/2016 19:43	EPA 8260B	
1,1-Dichloroethane	ND	0.24	1.0	ug/L	2	10/21/2016	10/21/2016 19:43	EPA 8260B	
1,1-Dichloroethene	ND	0.28	1.0	ug/L	2	10/21/2016	10/21/2016 19:43	EPA 8260B	
1,1-Dichloropropene	ND	0.22	1.0	ug/L	2	10/21/2016	10/21/2016 19:43	EPA 8260B	
1,2,3-Trichlorobenzene	ND	0.090	4.0	ug/L	2	10/21/2016	10/21/2016 19:43	EPA 8260B	
1,2,3-Trichloropropane	ND	0.30	2.0	ug/L	2	10/21/2016	10/21/2016 19:43	EPA 8260B	
1,2,4-Trichlorobenzene	ND	0.15	4.0	ug/L	2	10/21/2016	10/21/2016 19:43	EPA 8260B	
1,2,4-Trimethylbenzene	ND	0.12	1.0	ug/L	2	10/21/2016	10/21/2016 19:43	EPA 8260B	
1,2-Dibromo-3-chloropropane	ND	0.50	1.0	ug/L	2	10/21/2016	10/21/2016 19:43	EPA 8260B	
1,2-Dibromoethane (EDB)	ND	0.26	1.0	ug/L	2	10/21/2016	10/21/2016 19:43	EPA 8260B	
1,2-Dichlorobenzene	ND	0.15	1.0	ug/L	2	10/21/2016	10/21/2016 19:43	EPA 8260B	
1,2-Dichloroethane	ND	0.16	1.0	ug/L	2	10/21/2016	10/21/2016 19:43	EPA 8260B	
1,2-Dichloropropane	ND	0.20	1.0	ug/L	2	10/21/2016	10/21/2016 19:43	EPA 8260B	
1,3,5-Trimethylbenzene	ND	0.15	1.0	ug/L	2	10/21/2016	10/21/2016 19:43	EPA 8260B	
1,3-Dichlorobenzene	ND	0.19	1.0	ug/L	2	10/21/2016	10/21/2016 19:43	EPA 8260B	
1,3-Dichloropropane	ND	0.22	1.0	ug/L	2	10/21/2016	10/21/2016 19:43	EPA 8260B	
1,4-Dichlorobenzene	ND	0.14	1.0	ug/L	2	10/21/2016	10/21/2016 19:43	EPA 8260B	
2,2-Dichloropropane	ND	0.28	1.0	ug/L	2	10/21/2016	10/21/2016 19:43	EPA 8260B	
2-Butanone	ND	6.0	40	ug/L	2	10/21/2016	10/21/2016 19:43	EPA 8260B	
2-Chlorotoluene	ND	0.15	1.0	ug/L	2	10/21/2016	10/21/2016 19:43	EPA 8260B	
2-Hexanone	ND	1.9	40	ug/L	2	10/21/2016	10/21/2016 19:43	EPA 8260B	
4-Chlorotoluene	ND	0.15	1.0	ug/L	2	10/21/2016	10/21/2016 19:43	EPA 8260B	
4-Methyl-2-pentanone	ND	1.5	40	ug/L	2	10/21/2016	10/21/2016 19:43	EPA 8260B	
Acetone	ND	6.8	40	ug/L	2	10/21/2016	10/21/2016 19:43	EPA 8260B	
Benzene	ND	0.18	1.0	ug/L	2	10/21/2016	10/21/2016 19:43	EPA 8260B	
Bromobenzene	ND	0.17	1.0	ug/L	2	10/21/2016	10/21/2016 19:43	EPA 8260B	
Bromochloromethane	ND	0.62	1.0	ug/L	2	10/21/2016	10/21/2016 19:43	EPA 8260B	
Bromodichloromethane	ND	0.15	1.0	ug/L	2	10/21/2016	10/21/2016 19:43	EPA 8260B	
Bromoform	ND	0.18	1.0	ug/L	2	10/21/2016	10/21/2016 19:43	EPA 8260B	
Bromomethane	ND	1.2	10	ug/L	2	10/21/2016	10/21/2016 19:43	EPA 8260B	LC
Carbon disulfide	ND	0.11	1.0	ug/L	2	10/21/2016	10/21/2016 19:43	EPA 8260B	
Carbon tetrachloride	ND	0.076	1.0	ug/L	2	10/21/2016	10/21/2016 19:43	EPA 8260B	
Chlorobenzene	ND	0.15	1.0	ug/L	2	10/21/2016	10/21/2016 19:43	EPA 8260B	
Chloroethane	ND	0.50	10	ug/L	2	10/21/2016	10/21/2016 19:43	EPA 8260B	
Chloroform	ND	0.12	1.0	ug/L	2	10/21/2016	10/21/2016 19:43	EPA 8260B	



2525 Advance Road
 Madison, WI 53718
 608.221.8700 Phone
 608.221.4889 Fax

TRC Environmental Corporation, Inc.
 708 Heartland Trail, Ste 3000
 Madison WI, 53717

Project: Madison Kipp Corp. Quarterly Sampling
 Project Number: 243950.000001
 Project Manager: Andrew Stehn

MW-5S
A164301-30 (Water)

Date Sampled
 10/12/2016 16:30

Analyte	Result	Limit of Detection	Limit of Quantitation	Units	Dilution	Prepared	Analyzed	Method	Qualifiers
---------	--------	--------------------	-----------------------	-------	----------	----------	----------	--------	------------

ECCS

Volatile Organic Compounds by Method 8260 - Purge and Trap

Preparation Batch:A610050

Chloromethane	1.2	0.32	4.0	ug/L	2	10/21/2016	10/21/2016 19:43	EPA 8260B	J, D
cis-1,2-Dichloroethene	ND	0.22	1.0	ug/L	2	10/21/2016	10/21/2016 19:43	EPA 8260B	
cis-1,3-Dichloropropene	ND	0.12	1.0	ug/L	2	10/21/2016	10/21/2016 19:43	EPA 8260B	
Dibromochloromethane	ND	0.18	1.0	ug/L	2	10/21/2016	10/21/2016 19:43	EPA 8260B	
Dibromomethane	ND	0.28	1.0	ug/L	2	10/21/2016	10/21/2016 19:43	EPA 8260B	
Dichlorodifluoromethane	ND	0.22	1.0	ug/L	2	10/21/2016	10/21/2016 19:43	EPA 8260B	
Diisopropyl Ether	ND	0.30	1.0	ug/L	2	10/21/2016	10/21/2016 19:43	EPA 8260B	
Ethylbenzene	ND	0.11	1.0	ug/L	2	10/21/2016	10/21/2016 19:43	EPA 8260B	
Hexachlorobutadiene	ND	0.26	4.0	ug/L	2	10/21/2016	10/21/2016 19:43	EPA 8260B	
Isopropylbenzene	ND	0.16	1.0	ug/L	2	10/21/2016	10/21/2016 19:43	EPA 8260B	
m,p-Xylene	ND	0.11	2.0	ug/L	2	10/21/2016	10/21/2016 19:43	EPA 8260B	
Methyl t-Butyl Ether	ND	0.28	1.0	ug/L	2	10/21/2016	10/21/2016 19:43	EPA 8260B	
Methylene chloride	ND	0.28	4.0	ug/L	2	10/21/2016	10/21/2016 19:43	EPA 8260B	
Naphthalene	ND	0.18	10	ug/L	2	10/21/2016	10/21/2016 19:43	EPA 8260B	
n-Butyl Benzene	ND	0.28	1.0	ug/L	2	10/21/2016	10/21/2016 19:43	EPA 8260B	
n-Hexane	ND	0.42	1.0	ug/L	2	10/21/2016	10/21/2016 19:43	EPA 8260B	
n-Propyl Benzene	ND	0.20	1.0	ug/L	2	10/21/2016	10/21/2016 19:43	EPA 8260B	
o-Xylene	ND	0.12	1.0	ug/L	2	10/21/2016	10/21/2016 19:43	EPA 8260B	
p-Isopropyltoluene	ND	0.17	1.0	ug/L	2	10/21/2016	10/21/2016 19:43	EPA 8260B	
sec-Butyl Benzene	ND	0.26	1.0	ug/L	2	10/21/2016	10/21/2016 19:43	EPA 8260B	
Styrene	ND	0.13	1.0	ug/L	2	10/21/2016	10/21/2016 19:43	EPA 8260B	
tert-Butylbenzene	ND	0.24	1.0	ug/L	2	10/21/2016	10/21/2016 19:43	EPA 8260B	
Tetrachloroethene	58	0.16	1.0	ug/L	2	10/21/2016	10/21/2016 19:43	EPA 8260B	D
Tetrahydrofuran	ND	2.4	20	ug/L	2	10/21/2016	10/21/2016 19:43	EPA 8260B	
Toluene	0.22	0.11	1.0	ug/L	2	10/21/2016	10/21/2016 19:43	EPA 8260B	J, D
trans-1,2-Dichloroethene	ND	0.22	1.0	ug/L	2	10/21/2016	10/21/2016 19:43	EPA 8260B	
trans-1,3-Dichloropropene	ND	0.19	1.0	ug/L	2	10/21/2016	10/21/2016 19:43	EPA 8260B	
Trichloroethene	ND	0.12	1.0	ug/L	2	10/21/2016	10/21/2016 19:43	EPA 8260B	
Trichlorofluoromethane	ND	0.26	1.0	ug/L	2	10/21/2016	10/21/2016 19:43	EPA 8260B	
Vinyl chloride	ND	0.32	1.0	ug/L	2	10/21/2016	10/21/2016 19:43	EPA 8260B	
<i>Surrogate: Dibromofluoromethane</i>			<i>116 %</i>	<i>60-140</i>		<i>10/21/2016</i>	<i>10/21/2016 19:43</i>	<i>EPA 8260B</i>	
<i>Surrogate: Toluene-d8</i>			<i>91.9 %</i>	<i>60-140</i>		<i>10/21/2016</i>	<i>10/21/2016 19:43</i>	<i>EPA 8260B</i>	
<i>Surrogate: 4-Bromofluorobenzene</i>			<i>99.0 %</i>	<i>60-140</i>		<i>10/21/2016</i>	<i>10/21/2016 19:43</i>	<i>EPA 8260B</i>	



2525 Advance Road
 Madison, WI 53718
 608.221.8700 Phone
 608.221.4889 Fax

TRC Environmental Corporation, Inc.
 708 Heartland Trail, Ste 3000
 Madison WI, 53717

Project: Madison Kipp Corp. Quarterly Sampling
 Project Number: 243950.000001
 Project Manager: Andrew Stehn

MW-3S
A164301-31 (Water)

Date Sampled
 10/13/2016 11:05

Analyte	Result	Limit of Detection	Limit of Quantitation	Units	Dilution	Prepared	Analyzed	Method	Qualifiers
---------	--------	--------------------	-----------------------	-------	----------	----------	----------	--------	------------

ECCS

Volatile Organic Compounds by Method 8260 - Purge and Trap

Preparation Batch:A610050

1,1,1,2-Tetrachloroethane	ND	2.2	10	ug/L	20	10/21/2016	10/21/2016 20:10	EPA 8260B	
1,1,1-Trichloroethane	ND	2.0	10	ug/L	20	10/21/2016	10/21/2016 20:10	EPA 8260B	
1,1,2,2-Tetrachloroethane	ND	2.0	10	ug/L	20	10/21/2016	10/21/2016 20:10	EPA 8260B	
1,1,2-Trichloroethane	ND	2.0	10	ug/L	20	10/21/2016	10/21/2016 20:10	EPA 8260B	
1,1,2-Trichlorotrifluoroethane	ND	2.6	10	ug/L	20	10/21/2016	10/21/2016 20:10	EPA 8260B	
1,1-Dichloroethane	ND	2.4	10	ug/L	20	10/21/2016	10/21/2016 20:10	EPA 8260B	
1,1-Dichloroethene	ND	2.8	10	ug/L	20	10/21/2016	10/21/2016 20:10	EPA 8260B	
1,1-Dichloropropene	ND	2.2	10	ug/L	20	10/21/2016	10/21/2016 20:10	EPA 8260B	
1,2,3-Trichlorobenzene	ND	0.90	40	ug/L	20	10/21/2016	10/21/2016 20:10	EPA 8260B	
1,2,3-Trichloropropane	ND	3.0	20	ug/L	20	10/21/2016	10/21/2016 20:10	EPA 8260B	
1,2,4-Trichlorobenzene	ND	1.5	40	ug/L	20	10/21/2016	10/21/2016 20:10	EPA 8260B	
1,2,4-Trimethylbenzene	ND	1.2	10	ug/L	20	10/21/2016	10/21/2016 20:10	EPA 8260B	
1,2-Dibromo-3-chloropropane	ND	5.0	10	ug/L	20	10/21/2016	10/21/2016 20:10	EPA 8260B	
1,2-Dibromoethane (EDB)	ND	2.6	10	ug/L	20	10/21/2016	10/21/2016 20:10	EPA 8260B	
1,2-Dichlorobenzene	ND	1.5	10	ug/L	20	10/21/2016	10/21/2016 20:10	EPA 8260B	
1,2-Dichloroethane	ND	1.6	10	ug/L	20	10/21/2016	10/21/2016 20:10	EPA 8260B	
1,2-Dichloropropane	ND	2.0	10	ug/L	20	10/21/2016	10/21/2016 20:10	EPA 8260B	
1,3,5-Trimethylbenzene	ND	1.5	10	ug/L	20	10/21/2016	10/21/2016 20:10	EPA 8260B	
1,3-Dichlorobenzene	ND	1.9	10	ug/L	20	10/21/2016	10/21/2016 20:10	EPA 8260B	
1,3-Dichloropropane	ND	2.2	10	ug/L	20	10/21/2016	10/21/2016 20:10	EPA 8260B	
1,4-Dichlorobenzene	ND	1.4	10	ug/L	20	10/21/2016	10/21/2016 20:10	EPA 8260B	
2,2-Dichloropropane	ND	2.8	10	ug/L	20	10/21/2016	10/21/2016 20:10	EPA 8260B	
2-Butanone	ND	60	400	ug/L	20	10/21/2016	10/21/2016 20:10	EPA 8260B	
2-Chlorotoluene	ND	1.5	10	ug/L	20	10/21/2016	10/21/2016 20:10	EPA 8260B	
2-Hexanone	ND	19	400	ug/L	20	10/21/2016	10/21/2016 20:10	EPA 8260B	
4-Chlorotoluene	ND	1.5	10	ug/L	20	10/21/2016	10/21/2016 20:10	EPA 8260B	
4-Methyl-2-pentanone	ND	15	400	ug/L	20	10/21/2016	10/21/2016 20:10	EPA 8260B	
Acetone	ND	68	400	ug/L	20	10/21/2016	10/21/2016 20:10	EPA 8260B	
Benzene	ND	1.8	10	ug/L	20	10/21/2016	10/21/2016 20:10	EPA 8260B	
Bromobenzene	ND	1.7	10	ug/L	20	10/21/2016	10/21/2016 20:10	EPA 8260B	
Bromochloromethane	ND	6.2	10	ug/L	20	10/21/2016	10/21/2016 20:10	EPA 8260B	
Bromodichloromethane	ND	1.5	10	ug/L	20	10/21/2016	10/21/2016 20:10	EPA 8260B	
Bromoform	ND	1.8	10	ug/L	20	10/21/2016	10/21/2016 20:10	EPA 8260B	
Bromomethane	ND	12	100	ug/L	20	10/21/2016	10/21/2016 20:10	EPA 8260B	LC
Carbon disulfide	ND	1.1	10	ug/L	20	10/21/2016	10/21/2016 20:10	EPA 8260B	
Carbon tetrachloride	ND	0.76	10	ug/L	20	10/21/2016	10/21/2016 20:10	EPA 8260B	
Chlorobenzene	ND	1.5	10	ug/L	20	10/21/2016	10/21/2016 20:10	EPA 8260B	
Chloroethane	ND	5.0	100	ug/L	20	10/21/2016	10/21/2016 20:10	EPA 8260B	
Chloroform	ND	1.2	10	ug/L	20	10/21/2016	10/21/2016 20:10	EPA 8260B	



2525 Advance Road
Madison, WI 53718
608.221.8700 Phone
608.221.4889 Fax

TRC Environmental Corporation, Inc.
708 Heartland Trail, Ste 3000
Madison WI, 53717

Project: Madison Kipp Corp. Quarterly Sampling
Project Number: 243950.000001
Project Manager: Andrew Stehn

MW-3S
A164301-31 (Water)

Date Sampled
10/13/2016 11:05

Analyte	Result	Limit of Detection	Limit of Quantitation	Units	Dilution	Prepared	Analyzed	Method	Qualifiers
---------	--------	--------------------	-----------------------	-------	----------	----------	----------	--------	------------

ECCS

Volatile Organic Compounds by Method 8260 - Purge and Trap

Preparation Batch:A610050

Chloromethane	11	3.2	40	ug/L	20	10/21/2016	10/21/2016 20:10	EPA 8260B	J, D
cis-1,2-Dichloroethene	29	2.2	10	ug/L	20	10/21/2016	10/21/2016 20:10	EPA 8260B	D
cis-1,3-Dichloropropene	ND	1.2	10	ug/L	20	10/21/2016	10/21/2016 20:10	EPA 8260B	
Dibromochloromethane	ND	1.8	10	ug/L	20	10/21/2016	10/21/2016 20:10	EPA 8260B	
Dibromomethane	ND	2.8	10	ug/L	20	10/21/2016	10/21/2016 20:10	EPA 8260B	
Dichlorodifluoromethane	ND	2.2	10	ug/L	20	10/21/2016	10/21/2016 20:10	EPA 8260B	
Diisopropyl Ether	ND	3.0	10	ug/L	20	10/21/2016	10/21/2016 20:10	EPA 8260B	
Ethylbenzene	ND	1.1	10	ug/L	20	10/21/2016	10/21/2016 20:10	EPA 8260B	
Hexachlorobutadiene	ND	2.6	40	ug/L	20	10/21/2016	10/21/2016 20:10	EPA 8260B	
Isopropylbenzene	ND	1.6	10	ug/L	20	10/21/2016	10/21/2016 20:10	EPA 8260B	
m,p-Xylene	ND	1.1	20	ug/L	20	10/21/2016	10/21/2016 20:10	EPA 8260B	
Methyl t-Butyl Ether	ND	2.8	10	ug/L	20	10/21/2016	10/21/2016 20:10	EPA 8260B	
Methylene chloride	ND	2.8	40	ug/L	20	10/21/2016	10/21/2016 20:10	EPA 8260B	
Naphthalene	ND	1.8	100	ug/L	20	10/21/2016	10/21/2016 20:10	EPA 8260B	
n-Butyl Benzene	ND	2.8	10	ug/L	20	10/21/2016	10/21/2016 20:10	EPA 8260B	
n-Hexane	ND	4.2	10	ug/L	20	10/21/2016	10/21/2016 20:10	EPA 8260B	
n-Propyl Benzene	ND	2.0	10	ug/L	20	10/21/2016	10/21/2016 20:10	EPA 8260B	
o-Xylene	ND	1.2	10	ug/L	20	10/21/2016	10/21/2016 20:10	EPA 8260B	
p-Isopropyltoluene	ND	1.7	10	ug/L	20	10/21/2016	10/21/2016 20:10	EPA 8260B	
sec-Butyl Benzene	ND	2.6	10	ug/L	20	10/21/2016	10/21/2016 20:10	EPA 8260B	
Styrene	ND	1.3	10	ug/L	20	10/21/2016	10/21/2016 20:10	EPA 8260B	
tert-Butylbenzene	ND	2.4	10	ug/L	20	10/21/2016	10/21/2016 20:10	EPA 8260B	
Tetrachloroethene	860	1.6	10	ug/L	20	10/21/2016	10/21/2016 20:10	EPA 8260B	D
Tetrahydrofuran	ND	24	200	ug/L	20	10/21/2016	10/21/2016 20:10	EPA 8260B	
Toluene	ND	1.1	10	ug/L	20	10/21/2016	10/21/2016 20:10	EPA 8260B	
trans-1,2-Dichloroethene	3.4	2.2	10	ug/L	20	10/21/2016	10/21/2016 20:10	EPA 8260B	J, D
trans-1,3-Dichloropropene	ND	1.9	10	ug/L	20	10/21/2016	10/21/2016 20:10	EPA 8260B	
Trichloroethene	86	1.2	10	ug/L	20	10/21/2016	10/21/2016 20:10	EPA 8260B	D
Trichlorofluoromethane	ND	2.6	10	ug/L	20	10/21/2016	10/21/2016 20:10	EPA 8260B	
Vinyl chloride	ND	3.2	10	ug/L	20	10/21/2016	10/21/2016 20:10	EPA 8260B	
Surrogate: Dibromofluoromethane			116 %	60-140		10/21/2016	10/21/2016 20:10	EPA 8260B	
Surrogate: Toluene-d8			91.8 %	60-140		10/21/2016	10/21/2016 20:10	EPA 8260B	
Surrogate: 4-Bromofluorobenzene			99.6 %	60-140		10/21/2016	10/21/2016 20:10	EPA 8260B	



2525 Advance Road
 Madison, WI 53718
 608.221.8700 Phone
 608.221.4889 Fax

TRC Environmental Corporation, Inc.
 708 Heartland Trail, Ste 3000
 Madison WI, 53717

Project: Madison Kipp Corp. Quarterly Sampling
 Project Number: 243950.000001
 Project Manager: Andrew Stehn

MW-3D
A164301-32 (Water)

Date Sampled
 10/13/2016 12:28

Analyte	Result	Limit of Detection	Limit of Quantitation	Units	Dilution	Prepared	Analyzed	Method	Qualifiers
---------	--------	--------------------	-----------------------	-------	----------	----------	----------	--------	------------

ECCS

Volatile Organic Compounds by Method 8260 - Purge and Trap

Preparation Batch:A610050

1,1,1,2-Tetrachloroethane	ND	0.11	0.50	ug/L	1	10/21/2016	10/24/2016 11:48	EPA 8260B	
1,1,1-Trichloroethane	ND	0.10	0.50	ug/L	1	10/21/2016	10/24/2016 11:48	EPA 8260B	
1,1,2,2-Tetrachloroethane	ND	0.099	0.50	ug/L	1	10/21/2016	10/24/2016 11:48	EPA 8260B	
1,1,2-Trichloroethane	ND	0.10	0.50	ug/L	1	10/21/2016	10/24/2016 11:48	EPA 8260B	
1,1,2-Trichlorotrifluoroethane	ND	0.13	0.50	ug/L	1	10/21/2016	10/24/2016 11:48	EPA 8260B	
1,1-Dichloroethane	ND	0.12	0.50	ug/L	1	10/21/2016	10/24/2016 11:48	EPA 8260B	
1,1-Dichloroethene	ND	0.14	0.50	ug/L	1	10/21/2016	10/24/2016 11:48	EPA 8260B	
1,1-Dichloropropene	ND	0.11	0.50	ug/L	1	10/21/2016	10/24/2016 11:48	EPA 8260B	
1,2,3-Trichlorobenzene	ND	0.045	2.0	ug/L	1	10/21/2016	10/24/2016 11:48	EPA 8260B	
1,2,3-Trichloropropane	ND	0.15	1.0	ug/L	1	10/21/2016	10/24/2016 11:48	EPA 8260B	
1,2,4-Trichlorobenzene	ND	0.077	2.0	ug/L	1	10/21/2016	10/24/2016 11:48	EPA 8260B	
1,2,4-Trimethylbenzene	ND	0.060	0.50	ug/L	1	10/21/2016	10/24/2016 11:48	EPA 8260B	
1,2-Dibromo-3-chloropropane	ND	0.25	0.50	ug/L	1	10/21/2016	10/24/2016 11:48	EPA 8260B	
1,2-Dibromoethane (EDB)	ND	0.13	0.50	ug/L	1	10/21/2016	10/24/2016 11:48	EPA 8260B	
1,2-Dichlorobenzene	ND	0.076	0.50	ug/L	1	10/21/2016	10/24/2016 11:48	EPA 8260B	
1,2-Dichloroethane	ND	0.078	0.50	ug/L	1	10/21/2016	10/24/2016 11:48	EPA 8260B	
1,2-Dichloropropane	ND	0.10	0.50	ug/L	1	10/21/2016	10/24/2016 11:48	EPA 8260B	
1,3,5-Trimethylbenzene	ND	0.075	0.50	ug/L	1	10/21/2016	10/24/2016 11:48	EPA 8260B	
1,3-Dichlorobenzene	ND	0.096	0.50	ug/L	1	10/21/2016	10/24/2016 11:48	EPA 8260B	
1,3-Dichloropropane	ND	0.11	0.50	ug/L	1	10/21/2016	10/24/2016 11:48	EPA 8260B	
1,4-Dichlorobenzene	ND	0.070	0.50	ug/L	1	10/21/2016	10/24/2016 11:48	EPA 8260B	
2,2-Dichloropropane	ND	0.14	0.50	ug/L	1	10/21/2016	10/24/2016 11:48	EPA 8260B	
2-Butanone	ND	3.0	20	ug/L	1	10/21/2016	10/24/2016 11:48	EPA 8260B	
2-Chlorotoluene	ND	0.075	0.50	ug/L	1	10/21/2016	10/24/2016 11:48	EPA 8260B	
2-Hexanone	ND	0.95	20	ug/L	1	10/21/2016	10/24/2016 11:48	EPA 8260B	
4-Chlorotoluene	ND	0.073	0.50	ug/L	1	10/21/2016	10/24/2016 11:48	EPA 8260B	
4-Methyl-2-pentanone	ND	0.77	20	ug/L	1	10/21/2016	10/24/2016 11:48	EPA 8260B	
Acetone	12	3.4	20	ug/L	1	10/21/2016	10/24/2016 11:48	EPA 8260B	J
Benzene	ND	0.089	0.50	ug/L	1	10/21/2016	10/24/2016 11:48	EPA 8260B	
Bromobenzene	ND	0.084	0.50	ug/L	1	10/21/2016	10/24/2016 11:48	EPA 8260B	
Bromochloromethane	ND	0.31	0.50	ug/L	1	10/21/2016	10/24/2016 11:48	EPA 8260B	
Bromodichloromethane	ND	0.077	0.50	ug/L	1	10/21/2016	10/24/2016 11:48	EPA 8260B	
Bromoform	ND	0.088	0.50	ug/L	1	10/21/2016	10/24/2016 11:48	EPA 8260B	
Bromomethane	ND	0.59	5.0	ug/L	1	10/21/2016	10/24/2016 11:48	EPA 8260B	LC
Carbon disulfide	0.38	0.053	0.50	ug/L	1	10/21/2016	10/24/2016 11:48	EPA 8260B	J
Carbon tetrachloride	ND	0.038	0.50	ug/L	1	10/21/2016	10/24/2016 11:48	EPA 8260B	
Chlorobenzene	ND	0.073	0.50	ug/L	1	10/21/2016	10/24/2016 11:48	EPA 8260B	
Chloroethane	ND	0.25	5.0	ug/L	1	10/21/2016	10/24/2016 11:48	EPA 8260B	
Chloroform	ND	0.062	0.50	ug/L	1	10/21/2016	10/24/2016 11:48	EPA 8260B	
Chloromethane	0.31	0.16	2.0	ug/L	1	10/21/2016	10/24/2016 11:48	EPA 8260B	J



2525 Advance Road
Madison, WI 53718
608.221.8700 Phone
608.221.4889 Fax

TRC Environmental Corporation, Inc.
708 Heartland Trail, Ste 3000
Madison WI, 53717

Project: Madison Kipp Corp. Quarterly Sampling
Project Number: 243950.000001
Project Manager: Andrew Stehn

MW-3D
A164301-32 (Water)

Date Sampled
10/13/2016 12:28

Analyte	Result	Limit of Detection	Limit of Quantitation	Units	Dilution	Prepared	Analyzed	Method	Qualifiers
---------	--------	--------------------	-----------------------	-------	----------	----------	----------	--------	------------

ECCS

Volatile Organic Compounds by Method 8260 - Purge and Trap

Preparation Batch:A610050

cis-1,2-Dichloroethene	3.6	0.11	0.50	ug/L	1	10/21/2016	10/24/2016 11:48	EPA 8260B	
cis-1,3-Dichloropropene	ND	0.061	0.50	ug/L	1	10/21/2016	10/24/2016 11:48	EPA 8260B	
Dibromochloromethane	ND	0.091	0.50	ug/L	1	10/21/2016	10/24/2016 11:48	EPA 8260B	
Dibromomethane	ND	0.14	0.50	ug/L	1	10/21/2016	10/24/2016 11:48	EPA 8260B	
Dichlorodifluoromethane	ND	0.11	0.50	ug/L	1	10/21/2016	10/24/2016 11:48	EPA 8260B	
Diisopropyl Ether	ND	0.15	0.50	ug/L	1	10/21/2016	10/24/2016 11:48	EPA 8260B	
Ethylbenzene	ND	0.054	0.50	ug/L	1	10/21/2016	10/24/2016 11:48	EPA 8260B	
Hexachlorobutadiene	ND	0.13	2.0	ug/L	1	10/21/2016	10/24/2016 11:48	EPA 8260B	
Isopropylbenzene	ND	0.081	0.50	ug/L	1	10/21/2016	10/24/2016 11:48	EPA 8260B	
m,p-Xylene	ND	0.057	1.0	ug/L	1	10/21/2016	10/24/2016 11:48	EPA 8260B	
Methyl t-Butyl Ether	ND	0.14	0.50	ug/L	1	10/21/2016	10/24/2016 11:48	EPA 8260B	
Methylene chloride	0.31	0.14	2.0	ug/L	1	10/21/2016	10/24/2016 11:48	EPA 8260B	J
Naphthalene	ND	0.088	5.0	ug/L	1	10/21/2016	10/24/2016 11:48	EPA 8260B	
n-Butyl Benzene	ND	0.14	0.50	ug/L	1	10/21/2016	10/24/2016 11:48	EPA 8260B	
n-Hexane	ND	0.21	0.50	ug/L	1	10/21/2016	10/24/2016 11:48	EPA 8260B	
n-Propyl Benzene	ND	0.10	0.50	ug/L	1	10/21/2016	10/24/2016 11:48	EPA 8260B	
o-Xylene	ND	0.058	0.50	ug/L	1	10/21/2016	10/24/2016 11:48	EPA 8260B	
p-Isopropyltoluene	ND	0.085	0.50	ug/L	1	10/21/2016	10/24/2016 11:48	EPA 8260B	
sec-Butyl Benzene	ND	0.13	0.50	ug/L	1	10/21/2016	10/24/2016 11:48	EPA 8260B	
Styrene	ND	0.065	0.50	ug/L	1	10/21/2016	10/24/2016 11:48	EPA 8260B	
tert-Butylbenzene	ND	0.12	0.50	ug/L	1	10/21/2016	10/24/2016 11:48	EPA 8260B	
Tetrachloroethene	13	0.081	0.50	ug/L	1	10/21/2016	10/24/2016 11:48	EPA 8260B	
Tetrahydrofuran	ND	1.2	10	ug/L	1	10/21/2016	10/24/2016 11:48	EPA 8260B	
Toluene	ND	0.053	0.50	ug/L	1	10/21/2016	10/24/2016 11:48	EPA 8260B	
trans-1,2-Dichloroethene	ND	0.11	0.50	ug/L	1	10/21/2016	10/24/2016 11:48	EPA 8260B	
trans-1,3-Dichloropropene	ND	0.096	0.50	ug/L	1	10/21/2016	10/24/2016 11:48	EPA 8260B	
Trichloroethene	3.9	0.062	0.50	ug/L	1	10/21/2016	10/24/2016 11:48	EPA 8260B	
Trichlorofluoromethane	ND	0.13	0.50	ug/L	1	10/21/2016	10/24/2016 11:48	EPA 8260B	
Vinyl chloride	ND	0.16	0.50	ug/L	1	10/21/2016	10/24/2016 11:48	EPA 8260B	
Surrogate: Dibromofluoromethane			95.8 %	60-140		10/21/2016	10/24/2016 11:48	EPA 8260B	
Surrogate: Toluene-d8			94.9 %	60-140		10/21/2016	10/24/2016 11:48	EPA 8260B	
Surrogate: 4-Bromofluorobenzene			96.2 %	60-140		10/21/2016	10/24/2016 11:48	EPA 8260B	



2525 Advance Road
Madison, WI 53718
608.221.8700 Phone
608.221.4889 Fax

TRC Environmental Corporation, Inc.
708 Heartland Trail, Ste 3000
Madison WI, 53717

Project: Madison Kipp Corp. Quarterly Sampling
Project Number: 243950.000001
Project Manager: Andrew Stehn

MW-3D2
A164301-33 (Water)

Date Sampled
10/13/2016 10:28

Analyte	Result	Limit of Detection	Limit of Quantitation	Units	Dilution	Prepared	Analyzed	Method	Qualifiers
---------	--------	--------------------	-----------------------	-------	----------	----------	----------	--------	------------

ECCS

Volatile Organic Compounds by Method 8260 - Purge and Trap

Preparation Batch:A610050

1,1,1,2-Tetrachloroethane	ND	0.11	0.50	ug/L	1	10/21/2016	10/21/2016 13:46	EPA 8260B	
1,1,1-Trichloroethane	ND	0.10	0.50	ug/L	1	10/21/2016	10/21/2016 13:46	EPA 8260B	
1,1,2,2-Tetrachloroethane	ND	0.099	0.50	ug/L	1	10/21/2016	10/21/2016 13:46	EPA 8260B	
1,1,2-Trichloroethane	ND	0.10	0.50	ug/L	1	10/21/2016	10/21/2016 13:46	EPA 8260B	
1,1,2-Trichlorotrifluoroethane	ND	0.13	0.50	ug/L	1	10/21/2016	10/21/2016 13:46	EPA 8260B	
1,1-Dichloroethane	ND	0.12	0.50	ug/L	1	10/21/2016	10/21/2016 13:46	EPA 8260B	
1,1-Dichloroethene	ND	0.14	0.50	ug/L	1	10/21/2016	10/21/2016 13:46	EPA 8260B	
1,1-Dichloropropene	ND	0.11	0.50	ug/L	1	10/21/2016	10/21/2016 13:46	EPA 8260B	
1,2,3-Trichlorobenzene	ND	0.045	2.0	ug/L	1	10/21/2016	10/21/2016 13:46	EPA 8260B	
1,2,3-Trichloropropane	ND	0.15	1.0	ug/L	1	10/21/2016	10/21/2016 13:46	EPA 8260B	
1,2,4-Trichlorobenzene	ND	0.077	2.0	ug/L	1	10/21/2016	10/21/2016 13:46	EPA 8260B	
1,2,4-Trimethylbenzene	ND	0.060	0.50	ug/L	1	10/21/2016	10/21/2016 13:46	EPA 8260B	
1,2-Dibromo-3-chloropropane	ND	0.25	0.50	ug/L	1	10/21/2016	10/21/2016 13:46	EPA 8260B	
1,2-Dibromoethane (EDB)	ND	0.13	0.50	ug/L	1	10/21/2016	10/21/2016 13:46	EPA 8260B	
1,2-Dichlorobenzene	ND	0.076	0.50	ug/L	1	10/21/2016	10/21/2016 13:46	EPA 8260B	
1,2-Dichloroethane	ND	0.078	0.50	ug/L	1	10/21/2016	10/21/2016 13:46	EPA 8260B	
1,2-Dichloropropane	ND	0.10	0.50	ug/L	1	10/21/2016	10/21/2016 13:46	EPA 8260B	
1,3,5-Trimethylbenzene	ND	0.075	0.50	ug/L	1	10/21/2016	10/21/2016 13:46	EPA 8260B	
1,3-Dichlorobenzene	ND	0.096	0.50	ug/L	1	10/21/2016	10/21/2016 13:46	EPA 8260B	
1,3-Dichloropropane	ND	0.11	0.50	ug/L	1	10/21/2016	10/21/2016 13:46	EPA 8260B	
1,4-Dichlorobenzene	ND	0.070	0.50	ug/L	1	10/21/2016	10/21/2016 13:46	EPA 8260B	
2,2-Dichloropropane	ND	0.14	0.50	ug/L	1	10/21/2016	10/21/2016 13:46	EPA 8260B	
2-Butanone	ND	3.0	20	ug/L	1	10/21/2016	10/21/2016 13:46	EPA 8260B	
2-Chlorotoluene	ND	0.075	0.50	ug/L	1	10/21/2016	10/21/2016 13:46	EPA 8260B	
2-Hexanone	ND	0.95	20	ug/L	1	10/21/2016	10/21/2016 13:46	EPA 8260B	
4-Chlorotoluene	ND	0.073	0.50	ug/L	1	10/21/2016	10/21/2016 13:46	EPA 8260B	
4-Methyl-2-pentanone	ND	0.77	20	ug/L	1	10/21/2016	10/21/2016 13:46	EPA 8260B	
Acetone	ND	3.4	20	ug/L	1	10/21/2016	10/21/2016 13:46	EPA 8260B	
Benzene	ND	0.089	0.50	ug/L	1	10/21/2016	10/21/2016 13:46	EPA 8260B	
Bromobenzene	ND	0.084	0.50	ug/L	1	10/21/2016	10/21/2016 13:46	EPA 8260B	
Bromochloromethane	ND	0.31	0.50	ug/L	1	10/21/2016	10/21/2016 13:46	EPA 8260B	
Bromodichloromethane	ND	0.077	0.50	ug/L	1	10/21/2016	10/21/2016 13:46	EPA 8260B	
Bromoform	ND	0.088	0.50	ug/L	1	10/21/2016	10/21/2016 13:46	EPA 8260B	
Bromomethane	ND	0.59	5.0	ug/L	1	10/21/2016	10/21/2016 13:46	EPA 8260B	LC
Carbon disulfide	0.35	0.053	0.50	ug/L	1	10/21/2016	10/21/2016 13:46	EPA 8260B	J
Carbon tetrachloride	ND	0.038	0.50	ug/L	1	10/21/2016	10/21/2016 13:46	EPA 8260B	
Chlorobenzene	ND	0.073	0.50	ug/L	1	10/21/2016	10/21/2016 13:46	EPA 8260B	
Chloroethane	ND	0.25	5.0	ug/L	1	10/21/2016	10/21/2016 13:46	EPA 8260B	
Chloroform	ND	0.062	0.50	ug/L	1	10/21/2016	10/21/2016 13:46	EPA 8260B	
Chloromethane	0.75	0.16	2.0	ug/L	1	10/21/2016	10/21/2016 13:46	EPA 8260B	J



2525 Advance Road
Madison, WI 53718
608.221.8700 Phone
608.221.4889 Fax

TRC Environmental Corporation, Inc.
708 Heartland Trail, Ste 3000
Madison WI, 53717

Project: Madison Kipp Corp. Quarterly Sampling
Project Number: 243950.000001
Project Manager: Andrew Stehn

MW-3D2
A164301-33 (Water)

Date Sampled
10/13/2016 10:28

Analyte	Result	Limit of Detection	Limit of Quantitation	Units	Dilution	Prepared	Analyzed	Method	Qualifiers
---------	--------	--------------------	-----------------------	-------	----------	----------	----------	--------	------------

ECCS

Volatile Organic Compounds by Method 8260 - Purge and Trap

Preparation Batch:A610050

cis-1,2-Dichloroethene	15	0.11	0.50	ug/L	1	10/21/2016	10/21/2016 13:46	EPA 8260B	
cis-1,3-Dichloropropene	ND	0.061	0.50	ug/L	1	10/21/2016	10/21/2016 13:46	EPA 8260B	
Dibromochloromethane	ND	0.091	0.50	ug/L	1	10/21/2016	10/21/2016 13:46	EPA 8260B	
Dibromomethane	ND	0.14	0.50	ug/L	1	10/21/2016	10/21/2016 13:46	EPA 8260B	
Dichlorodifluoromethane	ND	0.11	0.50	ug/L	1	10/21/2016	10/21/2016 13:46	EPA 8260B	
Diisopropyl Ether	ND	0.15	0.50	ug/L	1	10/21/2016	10/21/2016 13:46	EPA 8260B	
Ethylbenzene	ND	0.054	0.50	ug/L	1	10/21/2016	10/21/2016 13:46	EPA 8260B	
Hexachlorobutadiene	ND	0.13	2.0	ug/L	1	10/21/2016	10/21/2016 13:46	EPA 8260B	
Isopropylbenzene	ND	0.081	0.50	ug/L	1	10/21/2016	10/21/2016 13:46	EPA 8260B	
m,p-Xylene	ND	0.057	1.0	ug/L	1	10/21/2016	10/21/2016 13:46	EPA 8260B	
Methyl t-Butyl Ether	ND	0.14	0.50	ug/L	1	10/21/2016	10/21/2016 13:46	EPA 8260B	
Methylene chloride	ND	0.14	2.0	ug/L	1	10/21/2016	10/21/2016 13:46	EPA 8260B	
Naphthalene	ND	0.088	5.0	ug/L	1	10/21/2016	10/21/2016 13:46	EPA 8260B	
n-Butyl Benzene	ND	0.14	0.50	ug/L	1	10/21/2016	10/21/2016 13:46	EPA 8260B	
n-Hexane	ND	0.21	0.50	ug/L	1	10/21/2016	10/21/2016 13:46	EPA 8260B	
n-Propyl Benzene	ND	0.10	0.50	ug/L	1	10/21/2016	10/21/2016 13:46	EPA 8260B	
o-Xylene	ND	0.058	0.50	ug/L	1	10/21/2016	10/21/2016 13:46	EPA 8260B	
p-Isopropyltoluene	ND	0.085	0.50	ug/L	1	10/21/2016	10/21/2016 13:46	EPA 8260B	
sec-Butyl Benzene	ND	0.13	0.50	ug/L	1	10/21/2016	10/21/2016 13:46	EPA 8260B	
Styrene	ND	0.065	0.50	ug/L	1	10/21/2016	10/21/2016 13:46	EPA 8260B	
tert-Butylbenzene	ND	0.12	0.50	ug/L	1	10/21/2016	10/21/2016 13:46	EPA 8260B	
Tetrachloroethene	20	0.081	0.50	ug/L	1	10/21/2016	10/21/2016 13:46	EPA 8260B	
Tetrahydrofuran	ND	1.2	10	ug/L	1	10/21/2016	10/21/2016 13:46	EPA 8260B	
Toluene	ND	0.053	0.50	ug/L	1	10/21/2016	10/21/2016 13:46	EPA 8260B	
trans-1,2-Dichloroethene	0.22	0.11	0.50	ug/L	1	10/21/2016	10/21/2016 13:46	EPA 8260B	J
trans-1,3-Dichloropropene	ND	0.096	0.50	ug/L	1	10/21/2016	10/21/2016 13:46	EPA 8260B	
Trichloroethene	6.7	0.062	0.50	ug/L	1	10/21/2016	10/21/2016 13:46	EPA 8260B	
Trichlorofluoromethane	ND	0.13	0.50	ug/L	1	10/21/2016	10/21/2016 13:46	EPA 8260B	
Vinyl chloride	ND	0.16	0.50	ug/L	1	10/21/2016	10/21/2016 13:46	EPA 8260B	
Surrogate: Dibromofluoromethane			110 %	60-140		10/21/2016	10/21/2016 13:46	EPA 8260B	
Surrogate: Toluene-d8			93.9 %	60-140		10/21/2016	10/21/2016 13:46	EPA 8260B	
Surrogate: 4-Bromofluorobenzene			101 %	60-140		10/21/2016	10/21/2016 13:46	EPA 8260B	



2525 Advance Road
Madison, WI 53718
608.221.8700 Phone
608.221.4889 Fax

TRC Environmental Corporation, Inc.
708 Heartland Trail, Ste 3000
Madison WI, 53717

Project: Madison Kipp Corp. Quarterly Sampling
Project Number: 243950.000001
Project Manager: Andrew Stehn

MW-3D3
A164301-34 (Water)

Date Sampled
10/13/2016 10:02

Analyte	Result	Limit of Detection	Limit of Quantitation	Units	Dilution	Prepared	Analyzed	Method	Qualifiers
---------	--------	--------------------	-----------------------	-------	----------	----------	----------	--------	------------

ECCS

Volatile Organic Compounds by Method 8260 - Purge and Trap

Preparation Batch:A610050

1,1,1,2-Tetrachloroethane	ND	0.11	0.50	ug/L	1	10/21/2016	10/21/2016 14:13	EPA 8260B	
1,1,1-Trichloroethane	ND	0.10	0.50	ug/L	1	10/21/2016	10/21/2016 14:13	EPA 8260B	
1,1,2,2-Tetrachloroethane	ND	0.099	0.50	ug/L	1	10/21/2016	10/21/2016 14:13	EPA 8260B	
1,1,2-Trichloroethane	ND	0.10	0.50	ug/L	1	10/21/2016	10/21/2016 14:13	EPA 8260B	
1,1,2-Trichlorotrifluoroethane	ND	0.13	0.50	ug/L	1	10/21/2016	10/21/2016 14:13	EPA 8260B	
1,1-Dichloroethane	ND	0.12	0.50	ug/L	1	10/21/2016	10/21/2016 14:13	EPA 8260B	
1,1-Dichloroethene	ND	0.14	0.50	ug/L	1	10/21/2016	10/21/2016 14:13	EPA 8260B	
1,1-Dichloropropene	ND	0.11	0.50	ug/L	1	10/21/2016	10/21/2016 14:13	EPA 8260B	
1,2,3-Trichlorobenzene	ND	0.045	2.0	ug/L	1	10/21/2016	10/21/2016 14:13	EPA 8260B	
1,2,3-Trichloropropane	ND	0.15	1.0	ug/L	1	10/21/2016	10/21/2016 14:13	EPA 8260B	
1,2,4-Trichlorobenzene	ND	0.077	2.0	ug/L	1	10/21/2016	10/21/2016 14:13	EPA 8260B	
1,2,4-Trimethylbenzene	ND	0.060	0.50	ug/L	1	10/21/2016	10/21/2016 14:13	EPA 8260B	
1,2-Dibromo-3-chloropropane	ND	0.25	0.50	ug/L	1	10/21/2016	10/21/2016 14:13	EPA 8260B	
1,2-Dibromoethane (EDB)	ND	0.13	0.50	ug/L	1	10/21/2016	10/21/2016 14:13	EPA 8260B	
1,2-Dichlorobenzene	ND	0.076	0.50	ug/L	1	10/21/2016	10/21/2016 14:13	EPA 8260B	
1,2-Dichloroethane	ND	0.078	0.50	ug/L	1	10/21/2016	10/21/2016 14:13	EPA 8260B	
1,2-Dichloropropane	ND	0.10	0.50	ug/L	1	10/21/2016	10/21/2016 14:13	EPA 8260B	
1,3,5-Trimethylbenzene	ND	0.075	0.50	ug/L	1	10/21/2016	10/21/2016 14:13	EPA 8260B	
1,3-Dichlorobenzene	ND	0.096	0.50	ug/L	1	10/21/2016	10/21/2016 14:13	EPA 8260B	
1,3-Dichloropropane	ND	0.11	0.50	ug/L	1	10/21/2016	10/21/2016 14:13	EPA 8260B	
1,4-Dichlorobenzene	ND	0.070	0.50	ug/L	1	10/21/2016	10/21/2016 14:13	EPA 8260B	
2,2-Dichloropropane	ND	0.14	0.50	ug/L	1	10/21/2016	10/21/2016 14:13	EPA 8260B	
2-Butanone	ND	3.0	20	ug/L	1	10/21/2016	10/21/2016 14:13	EPA 8260B	
2-Chlorotoluene	ND	0.075	0.50	ug/L	1	10/21/2016	10/21/2016 14:13	EPA 8260B	
2-Hexanone	ND	0.95	20	ug/L	1	10/21/2016	10/21/2016 14:13	EPA 8260B	
4-Chlorotoluene	ND	0.073	0.50	ug/L	1	10/21/2016	10/21/2016 14:13	EPA 8260B	
4-Methyl-2-pentanone	ND	0.77	20	ug/L	1	10/21/2016	10/21/2016 14:13	EPA 8260B	
Acetone	ND	3.4	20	ug/L	1	10/21/2016	10/21/2016 14:13	EPA 8260B	
Benzene	ND	0.089	0.50	ug/L	1	10/21/2016	10/21/2016 14:13	EPA 8260B	
Bromobenzene	ND	0.084	0.50	ug/L	1	10/21/2016	10/21/2016 14:13	EPA 8260B	
Bromochloromethane	ND	0.31	0.50	ug/L	1	10/21/2016	10/21/2016 14:13	EPA 8260B	
Bromodichloromethane	ND	0.077	0.50	ug/L	1	10/21/2016	10/21/2016 14:13	EPA 8260B	
Bromoform	ND	0.088	0.50	ug/L	1	10/21/2016	10/21/2016 14:13	EPA 8260B	
Bromomethane	ND	0.59	5.0	ug/L	1	10/21/2016	10/21/2016 14:13	EPA 8260B	LC
Carbon disulfide	ND	0.053	0.50	ug/L	1	10/21/2016	10/21/2016 14:13	EPA 8260B	
Carbon tetrachloride	ND	0.038	0.50	ug/L	1	10/21/2016	10/21/2016 14:13	EPA 8260B	
Chlorobenzene	ND	0.073	0.50	ug/L	1	10/21/2016	10/21/2016 14:13	EPA 8260B	
Chloroethane	ND	0.25	5.0	ug/L	1	10/21/2016	10/21/2016 14:13	EPA 8260B	
Chloroform	ND	0.062	0.50	ug/L	1	10/21/2016	10/21/2016 14:13	EPA 8260B	



2525 Advance Road
 Madison, WI 53718
 608.221.8700 Phone
 608.221.4889 Fax

TRC Environmental Corporation, Inc.
 708 Heartland Trail, Ste 3000
 Madison WI, 53717

Project: Madison Kipp Corp. Quarterly Sampling
 Project Number: 243950.000001
 Project Manager: Andrew Stehn

MW-3D3
A164301-34 (Water)

Date Sampled
 10/13/2016 10:02

Analyte	Result	Limit of Detection	Limit of Quantitation	Units	Dilution	Prepared	Analyzed	Method	Qualifiers
---------	--------	--------------------	-----------------------	-------	----------	----------	----------	--------	------------

ECCS

Volatile Organic Compounds by Method 8260 - Purge and Trap

Preparation Batch:A610050

Chloromethane	0.79	0.16	2.0	ug/L	1	10/21/2016	10/21/2016 14:13	EPA 8260B	J
cis-1,2-Dichloroethene	ND	0.11	0.50	ug/L	1	10/21/2016	10/21/2016 14:13	EPA 8260B	
cis-1,3-Dichloropropene	ND	0.061	0.50	ug/L	1	10/21/2016	10/21/2016 14:13	EPA 8260B	
Dibromochloromethane	ND	0.091	0.50	ug/L	1	10/21/2016	10/21/2016 14:13	EPA 8260B	
Dibromomethane	ND	0.14	0.50	ug/L	1	10/21/2016	10/21/2016 14:13	EPA 8260B	
Dichlorodifluoromethane	ND	0.11	0.50	ug/L	1	10/21/2016	10/21/2016 14:13	EPA 8260B	
Diisopropyl Ether	ND	0.15	0.50	ug/L	1	10/21/2016	10/21/2016 14:13	EPA 8260B	
Ethylbenzene	ND	0.054	0.50	ug/L	1	10/21/2016	10/21/2016 14:13	EPA 8260B	
Hexachlorobutadiene	ND	0.13	2.0	ug/L	1	10/21/2016	10/21/2016 14:13	EPA 8260B	
Isopropylbenzene	ND	0.081	0.50	ug/L	1	10/21/2016	10/21/2016 14:13	EPA 8260B	
m,p-Xylene	ND	0.057	1.0	ug/L	1	10/21/2016	10/21/2016 14:13	EPA 8260B	
Methyl t-Butyl Ether	ND	0.14	0.50	ug/L	1	10/21/2016	10/21/2016 14:13	EPA 8260B	
Methylene chloride	ND	0.14	2.0	ug/L	1	10/21/2016	10/21/2016 14:13	EPA 8260B	
Naphthalene	ND	0.088	5.0	ug/L	1	10/21/2016	10/21/2016 14:13	EPA 8260B	
n-Butyl Benzene	ND	0.14	0.50	ug/L	1	10/21/2016	10/21/2016 14:13	EPA 8260B	
n-Hexane	ND	0.21	0.50	ug/L	1	10/21/2016	10/21/2016 14:13	EPA 8260B	
n-Propyl Benzene	ND	0.10	0.50	ug/L	1	10/21/2016	10/21/2016 14:13	EPA 8260B	
o-Xylene	ND	0.058	0.50	ug/L	1	10/21/2016	10/21/2016 14:13	EPA 8260B	
p-Isopropyltoluene	ND	0.085	0.50	ug/L	1	10/21/2016	10/21/2016 14:13	EPA 8260B	
sec-Butyl Benzene	ND	0.13	0.50	ug/L	1	10/21/2016	10/21/2016 14:13	EPA 8260B	
Styrene	ND	0.065	0.50	ug/L	1	10/21/2016	10/21/2016 14:13	EPA 8260B	
tert-Butylbenzene	ND	0.12	0.50	ug/L	1	10/21/2016	10/21/2016 14:13	EPA 8260B	
Tetrachloroethene	0.49	0.081	0.50	ug/L	1	10/21/2016	10/21/2016 14:13	EPA 8260B	J
Tetrahydrofuran	ND	1.2	10	ug/L	1	10/21/2016	10/21/2016 14:13	EPA 8260B	
Toluene	0.10	0.053	0.50	ug/L	1	10/21/2016	10/21/2016 14:13	EPA 8260B	J
trans-1,2-Dichloroethene	ND	0.11	0.50	ug/L	1	10/21/2016	10/21/2016 14:13	EPA 8260B	
trans-1,3-Dichloropropene	ND	0.096	0.50	ug/L	1	10/21/2016	10/21/2016 14:13	EPA 8260B	
Trichloroethene	ND	0.062	0.50	ug/L	1	10/21/2016	10/21/2016 14:13	EPA 8260B	
Trichlorofluoromethane	ND	0.13	0.50	ug/L	1	10/21/2016	10/21/2016 14:13	EPA 8260B	
Vinyl chloride	ND	0.16	0.50	ug/L	1	10/21/2016	10/21/2016 14:13	EPA 8260B	

Surrogate: Dibromofluoromethane			110 %	60-140		10/21/2016	10/21/2016 14:13	EPA 8260B	
Surrogate: Toluene-d8			96.5 %	60-140		10/21/2016	10/21/2016 14:13	EPA 8260B	
Surrogate: 4-Bromofluorobenzene			105 %	60-140		10/21/2016	10/21/2016 14:13	EPA 8260B	



2525 Advance Road
Madison, WI 53718
608.221.8700 Phone
608.221.4889 Fax

TRC Environmental Corporation, Inc.
708 Heartland Trail, Ste 3000
Madison WI, 53717

Project: Madison Kipp Corp. Quarterly Sampling
Project Number: 243950.000001
Project Manager: Andrew Stehn

MW-9D2
A164301-35 (Water)

Date Sampled
10/13/2016 13:44

Analyte	Result	Limit of Detection	Limit of Quantitation	Units	Dilution	Prepared	Analyzed	Method	Qualifiers
---------	--------	--------------------	-----------------------	-------	----------	----------	----------	--------	------------

ECCS

Volatile Organic Compounds by Method 8260 - Purge and Trap

Preparation Batch:A610050

1,1,1,2-Tetrachloroethane	ND	0.11	0.50	ug/L	1	10/21/2016	10/21/2016 14:41	EPA 8260B	
1,1,1-Trichloroethane	ND	0.10	0.50	ug/L	1	10/21/2016	10/21/2016 14:41	EPA 8260B	
1,1,2,2-Tetrachloroethane	ND	0.099	0.50	ug/L	1	10/21/2016	10/21/2016 14:41	EPA 8260B	
1,1,2-Trichloroethane	ND	0.10	0.50	ug/L	1	10/21/2016	10/21/2016 14:41	EPA 8260B	
1,1,2-Trichlorotrifluoroethane	ND	0.13	0.50	ug/L	1	10/21/2016	10/21/2016 14:41	EPA 8260B	
1,1-Dichloroethane	ND	0.12	0.50	ug/L	1	10/21/2016	10/21/2016 14:41	EPA 8260B	
1,1-Dichloroethene	ND	0.14	0.50	ug/L	1	10/21/2016	10/21/2016 14:41	EPA 8260B	
1,1-Dichloropropene	ND	0.11	0.50	ug/L	1	10/21/2016	10/21/2016 14:41	EPA 8260B	
1,2,3-Trichlorobenzene	ND	0.045	2.0	ug/L	1	10/21/2016	10/21/2016 14:41	EPA 8260B	
1,2,3-Trichloropropane	ND	0.15	1.0	ug/L	1	10/21/2016	10/21/2016 14:41	EPA 8260B	
1,2,4-Trichlorobenzene	ND	0.077	2.0	ug/L	1	10/21/2016	10/21/2016 14:41	EPA 8260B	
1,2,4-Trimethylbenzene	ND	0.060	0.50	ug/L	1	10/21/2016	10/21/2016 14:41	EPA 8260B	
1,2-Dibromo-3-chloropropane	ND	0.25	0.50	ug/L	1	10/21/2016	10/21/2016 14:41	EPA 8260B	
1,2-Dibromoethane (EDB)	ND	0.13	0.50	ug/L	1	10/21/2016	10/21/2016 14:41	EPA 8260B	
1,2-Dichlorobenzene	ND	0.076	0.50	ug/L	1	10/21/2016	10/21/2016 14:41	EPA 8260B	
1,2-Dichloroethane	ND	0.078	0.50	ug/L	1	10/21/2016	10/21/2016 14:41	EPA 8260B	
1,2-Dichloropropane	ND	0.10	0.50	ug/L	1	10/21/2016	10/21/2016 14:41	EPA 8260B	
1,3,5-Trimethylbenzene	ND	0.075	0.50	ug/L	1	10/21/2016	10/21/2016 14:41	EPA 8260B	
1,3-Dichlorobenzene	ND	0.096	0.50	ug/L	1	10/21/2016	10/21/2016 14:41	EPA 8260B	
1,3-Dichloropropane	ND	0.11	0.50	ug/L	1	10/21/2016	10/21/2016 14:41	EPA 8260B	
1,4-Dichlorobenzene	ND	0.070	0.50	ug/L	1	10/21/2016	10/21/2016 14:41	EPA 8260B	
2,2-Dichloropropane	ND	0.14	0.50	ug/L	1	10/21/2016	10/21/2016 14:41	EPA 8260B	
2-Butanone	ND	3.0	20	ug/L	1	10/21/2016	10/21/2016 14:41	EPA 8260B	
2-Chlorotoluene	ND	0.075	0.50	ug/L	1	10/21/2016	10/21/2016 14:41	EPA 8260B	
2-Hexanone	ND	0.95	20	ug/L	1	10/21/2016	10/21/2016 14:41	EPA 8260B	
4-Chlorotoluene	ND	0.073	0.50	ug/L	1	10/21/2016	10/21/2016 14:41	EPA 8260B	
4-Methyl-2-pentanone	ND	0.77	20	ug/L	1	10/21/2016	10/21/2016 14:41	EPA 8260B	
Acetone	ND	3.4	20	ug/L	1	10/21/2016	10/21/2016 14:41	EPA 8260B	
Benzene	ND	0.089	0.50	ug/L	1	10/21/2016	10/21/2016 14:41	EPA 8260B	
Bromobenzene	ND	0.084	0.50	ug/L	1	10/21/2016	10/21/2016 14:41	EPA 8260B	
Bromochloromethane	ND	0.31	0.50	ug/L	1	10/21/2016	10/21/2016 14:41	EPA 8260B	
Bromodichloromethane	ND	0.077	0.50	ug/L	1	10/21/2016	10/21/2016 14:41	EPA 8260B	
Bromoform	ND	0.088	0.50	ug/L	1	10/21/2016	10/21/2016 14:41	EPA 8260B	
Bromomethane	ND	0.59	5.0	ug/L	1	10/21/2016	10/21/2016 14:41	EPA 8260B	LC
Carbon disulfide	ND	0.053	0.50	ug/L	1	10/21/2016	10/21/2016 14:41	EPA 8260B	
Carbon tetrachloride	ND	0.038	0.50	ug/L	1	10/21/2016	10/21/2016 14:41	EPA 8260B	
Chlorobenzene	ND	0.073	0.50	ug/L	1	10/21/2016	10/21/2016 14:41	EPA 8260B	
Chloroethane	ND	0.25	5.0	ug/L	1	10/21/2016	10/21/2016 14:41	EPA 8260B	
Chloroform	ND	0.062	0.50	ug/L	1	10/21/2016	10/21/2016 14:41	EPA 8260B	



2525 Advance Road
Madison, WI 53718
608.221.8700 Phone
608.221.4889 Fax

TRC Environmental Corporation, Inc.
708 Heartland Trail, Ste 3000
Madison WI, 53717

Project: Madison Kipp Corp. Quarterly Sampling
Project Number: 243950.000001
Project Manager: Andrew Stehn

MW-9D2
A164301-35 (Water)

Date Sampled
10/13/2016 13:44

Analyte	Result	Limit of Detection	Limit of Quantitation	Units	Dilution	Prepared	Analyzed	Method	Qualifiers
---------	--------	--------------------	-----------------------	-------	----------	----------	----------	--------	------------

ECCS

Volatile Organic Compounds by Method 8260 - Purge and Trap

Preparation Batch:A610050

Chloromethane	0.55	0.16	2.0	ug/L	1	10/21/2016	10/21/2016 14:41	EPA 8260B	J
cis-1,2-Dichloroethene	35	0.11	0.50	ug/L	1	10/21/2016	10/21/2016 14:41	EPA 8260B	
cis-1,3-Dichloropropene	ND	0.061	0.50	ug/L	1	10/21/2016	10/21/2016 14:41	EPA 8260B	
Dibromochloromethane	ND	0.091	0.50	ug/L	1	10/21/2016	10/21/2016 14:41	EPA 8260B	
Dibromomethane	ND	0.14	0.50	ug/L	1	10/21/2016	10/21/2016 14:41	EPA 8260B	
Dichlorodifluoromethane	0.46	0.11	0.50	ug/L	1	10/21/2016	10/21/2016 14:41	EPA 8260B	J
Diisopropyl Ether	ND	0.15	0.50	ug/L	1	10/21/2016	10/21/2016 14:41	EPA 8260B	
Ethylbenzene	ND	0.054	0.50	ug/L	1	10/21/2016	10/21/2016 14:41	EPA 8260B	
Hexachlorobutadiene	ND	0.13	2.0	ug/L	1	10/21/2016	10/21/2016 14:41	EPA 8260B	
Isopropylbenzene	ND	0.081	0.50	ug/L	1	10/21/2016	10/21/2016 14:41	EPA 8260B	
m,p-Xylene	ND	0.057	1.0	ug/L	1	10/21/2016	10/21/2016 14:41	EPA 8260B	
Methyl t-Butyl Ether	29	0.14	0.50	ug/L	1	10/21/2016	10/21/2016 14:41	EPA 8260B	
Methylene chloride	ND	0.14	2.0	ug/L	1	10/21/2016	10/21/2016 14:41	EPA 8260B	
Naphthalene	ND	0.088	5.0	ug/L	1	10/21/2016	10/21/2016 14:41	EPA 8260B	
n-Butyl Benzene	ND	0.14	0.50	ug/L	1	10/21/2016	10/21/2016 14:41	EPA 8260B	
n-Hexane	ND	0.21	0.50	ug/L	1	10/21/2016	10/21/2016 14:41	EPA 8260B	
n-Propyl Benzene	ND	0.10	0.50	ug/L	1	10/21/2016	10/21/2016 14:41	EPA 8260B	
o-Xylene	ND	0.058	0.50	ug/L	1	10/21/2016	10/21/2016 14:41	EPA 8260B	
p-Isopropyltoluene	ND	0.085	0.50	ug/L	1	10/21/2016	10/21/2016 14:41	EPA 8260B	
sec-Butyl Benzene	ND	0.13	0.50	ug/L	1	10/21/2016	10/21/2016 14:41	EPA 8260B	
Styrene	ND	0.065	0.50	ug/L	1	10/21/2016	10/21/2016 14:41	EPA 8260B	
tert-Butylbenzene	ND	0.12	0.50	ug/L	1	10/21/2016	10/21/2016 14:41	EPA 8260B	
Tetrachloroethene	61	0.81	5.0	ug/L	10	10/21/2016	10/24/2016 14:18	EPA 8260B	D
Tetrahydrofuran	ND	1.2	10	ug/L	1	10/21/2016	10/21/2016 14:41	EPA 8260B	
Toluene	ND	0.053	0.50	ug/L	1	10/21/2016	10/21/2016 14:41	EPA 8260B	
trans-1,2-Dichloroethene	0.64	0.11	0.50	ug/L	1	10/21/2016	10/21/2016 14:41	EPA 8260B	
trans-1,3-Dichloropropene	ND	0.096	0.50	ug/L	1	10/21/2016	10/21/2016 14:41	EPA 8260B	
Trichloroethene	16	0.062	0.50	ug/L	1	10/21/2016	10/21/2016 14:41	EPA 8260B	
Trichlorofluoromethane	ND	0.13	0.50	ug/L	1	10/21/2016	10/21/2016 14:41	EPA 8260B	
Vinyl chloride	ND	0.16	0.50	ug/L	1	10/21/2016	10/21/2016 14:41	EPA 8260B	
Surrogate: Dibromofluoromethane			110 %	60-140		10/21/2016	10/21/2016 14:41	EPA 8260B	
Surrogate: Toluene-d8			95.6 %	60-140		10/21/2016	10/21/2016 14:41	EPA 8260B	
Surrogate: 4-Bromofluorobenzene			101 %	60-140		10/21/2016	10/21/2016 14:41	EPA 8260B	



2525 Advance Road
Madison, WI 53718
608.221.8700 Phone
608.221.4889 Fax

TRC Environmental Corporation, Inc.
708 Heartland Trail, Ste 3000
Madison WI, 53717

Project: Madison Kipp Corp. Quarterly Sampling
Project Number: 243950.000001
Project Manager: Andrew Stehn

MW-9D
A164301-36 (Water)

Date Sampled
10/13/2016 13:40

Analyte	Result	Limit of Detection	Limit of Quantitation	Units	Dilution	Prepared	Analyzed	Method	Qualifiers
---------	--------	--------------------	-----------------------	-------	----------	----------	----------	--------	------------

ECCS

Volatile Organic Compounds by Method 8260 - Purge and Trap

Preparation Batch:A610050

1,1,1,2-Tetrachloroethane	ND	0.11	0.50	ug/L	1	10/21/2016	10/21/2016 16:04	EPA 8260B	
1,1,1-Trichloroethane	ND	0.10	0.50	ug/L	1	10/21/2016	10/21/2016 16:04	EPA 8260B	
1,1,2,2-Tetrachloroethane	ND	0.099	0.50	ug/L	1	10/21/2016	10/21/2016 16:04	EPA 8260B	
1,1,2-Trichloroethane	ND	0.10	0.50	ug/L	1	10/21/2016	10/21/2016 16:04	EPA 8260B	
1,1,2-Trichlorotrifluoroethane	ND	0.13	0.50	ug/L	1	10/21/2016	10/21/2016 16:04	EPA 8260B	
1,1-Dichloroethane	ND	0.12	0.50	ug/L	1	10/21/2016	10/21/2016 16:04	EPA 8260B	
1,1-Dichloroethene	ND	0.14	0.50	ug/L	1	10/21/2016	10/21/2016 16:04	EPA 8260B	
1,1-Dichloropropene	ND	0.11	0.50	ug/L	1	10/21/2016	10/21/2016 16:04	EPA 8260B	
1,2,3-Trichlorobenzene	ND	0.045	2.0	ug/L	1	10/21/2016	10/21/2016 16:04	EPA 8260B	
1,2,3-Trichloropropane	ND	0.15	1.0	ug/L	1	10/21/2016	10/21/2016 16:04	EPA 8260B	
1,2,4-Trichlorobenzene	ND	0.077	2.0	ug/L	1	10/21/2016	10/21/2016 16:04	EPA 8260B	
1,2,4-Trimethylbenzene	ND	0.060	0.50	ug/L	1	10/21/2016	10/21/2016 16:04	EPA 8260B	
1,2-Dibromo-3-chloropropane	ND	0.25	0.50	ug/L	1	10/21/2016	10/21/2016 16:04	EPA 8260B	
1,2-Dibromoethane (EDB)	ND	0.13	0.50	ug/L	1	10/21/2016	10/21/2016 16:04	EPA 8260B	
1,2-Dichlorobenzene	ND	0.076	0.50	ug/L	1	10/21/2016	10/21/2016 16:04	EPA 8260B	
1,2-Dichloroethane	ND	0.078	0.50	ug/L	1	10/21/2016	10/21/2016 16:04	EPA 8260B	
1,2-Dichloropropane	ND	0.10	0.50	ug/L	1	10/21/2016	10/21/2016 16:04	EPA 8260B	
1,3,5-Trimethylbenzene	ND	0.075	0.50	ug/L	1	10/21/2016	10/21/2016 16:04	EPA 8260B	
1,3-Dichlorobenzene	ND	0.096	0.50	ug/L	1	10/21/2016	10/21/2016 16:04	EPA 8260B	
1,3-Dichloropropane	ND	0.11	0.50	ug/L	1	10/21/2016	10/21/2016 16:04	EPA 8260B	
1,4-Dichlorobenzene	ND	0.070	0.50	ug/L	1	10/21/2016	10/21/2016 16:04	EPA 8260B	
2,2-Dichloropropane	ND	0.14	0.50	ug/L	1	10/21/2016	10/21/2016 16:04	EPA 8260B	
2-Butanone	ND	3.0	20	ug/L	1	10/21/2016	10/21/2016 16:04	EPA 8260B	
2-Chlorotoluene	ND	0.075	0.50	ug/L	1	10/21/2016	10/21/2016 16:04	EPA 8260B	
2-Hexanone	ND	0.95	20	ug/L	1	10/21/2016	10/21/2016 16:04	EPA 8260B	
4-Chlorotoluene	ND	0.073	0.50	ug/L	1	10/21/2016	10/21/2016 16:04	EPA 8260B	
4-Methyl-2-pentanone	ND	0.77	20	ug/L	1	10/21/2016	10/21/2016 16:04	EPA 8260B	
Acetone	ND	3.4	20	ug/L	1	10/21/2016	10/21/2016 16:04	EPA 8260B	
Benzene	ND	0.089	0.50	ug/L	1	10/21/2016	10/21/2016 16:04	EPA 8260B	
Bromobenzene	ND	0.084	0.50	ug/L	1	10/21/2016	10/21/2016 16:04	EPA 8260B	
Bromochloromethane	ND	0.31	0.50	ug/L	1	10/21/2016	10/21/2016 16:04	EPA 8260B	
Bromodichloromethane	ND	0.077	0.50	ug/L	1	10/21/2016	10/21/2016 16:04	EPA 8260B	
Bromoform	ND	0.088	0.50	ug/L	1	10/21/2016	10/21/2016 16:04	EPA 8260B	
Bromomethane	ND	0.59	5.0	ug/L	1	10/21/2016	10/21/2016 16:04	EPA 8260B	LC
Carbon disulfide	0.16	0.053	0.50	ug/L	1	10/21/2016	10/21/2016 16:04	EPA 8260B	J
Carbon tetrachloride	ND	0.038	0.50	ug/L	1	10/21/2016	10/21/2016 16:04	EPA 8260B	
Chlorobenzene	ND	0.073	0.50	ug/L	1	10/21/2016	10/21/2016 16:04	EPA 8260B	
Chloroethane	ND	0.25	5.0	ug/L	1	10/21/2016	10/21/2016 16:04	EPA 8260B	
Chloroform	ND	0.062	0.50	ug/L	1	10/21/2016	10/21/2016 16:04	EPA 8260B	
Chloromethane	0.63	0.16	2.0	ug/L	1	10/21/2016	10/21/2016 16:04	EPA 8260B	J



2525 Advance Road
 Madison, WI 53718
 608.221.8700 Phone
 608.221.4889 Fax

TRC Environmental Corporation, Inc.
 708 Heartland Trail, Ste 3000
 Madison WI, 53717

Project: Madison Kipp Corp. Quarterly Sampling
 Project Number: 243950.000001
 Project Manager: Andrew Stehn

MW-9D
A164301-36 (Water)

Date Sampled
 10/13/2016 13:40

Analyte	Result	Limit of Detection	Limit of Quantitation	Units	Dilution	Prepared	Analyzed	Method	Qualifiers
---------	--------	--------------------	-----------------------	-------	----------	----------	----------	--------	------------

ECCS

Volatile Organic Compounds by Method 8260 - Purge and Trap

Preparation Batch:A610050

cis-1,2-Dichloroethene	ND	0.11	0.50	ug/L	1	10/21/2016	10/21/2016 16:04	EPA 8260B	
cis-1,3-Dichloropropene	ND	0.061	0.50	ug/L	1	10/21/2016	10/21/2016 16:04	EPA 8260B	
Dibromochloromethane	ND	0.091	0.50	ug/L	1	10/21/2016	10/21/2016 16:04	EPA 8260B	
Dibromomethane	ND	0.14	0.50	ug/L	1	10/21/2016	10/21/2016 16:04	EPA 8260B	
Dichlorodifluoromethane	ND	0.11	0.50	ug/L	1	10/21/2016	10/21/2016 16:04	EPA 8260B	
Diisopropyl Ether	ND	0.15	0.50	ug/L	1	10/21/2016	10/21/2016 16:04	EPA 8260B	
Ethylbenzene	ND	0.054	0.50	ug/L	1	10/21/2016	10/21/2016 16:04	EPA 8260B	
Hexachlorobutadiene	ND	0.13	2.0	ug/L	1	10/21/2016	10/21/2016 16:04	EPA 8260B	
Isopropylbenzene	ND	0.081	0.50	ug/L	1	10/21/2016	10/21/2016 16:04	EPA 8260B	
m,p-Xylene	ND	0.057	1.0	ug/L	1	10/21/2016	10/21/2016 16:04	EPA 8260B	
Methyl t-Butyl Ether	ND	0.14	0.50	ug/L	1	10/21/2016	10/21/2016 16:04	EPA 8260B	
Methylene chloride	ND	0.14	2.0	ug/L	1	10/21/2016	10/21/2016 16:04	EPA 8260B	
Naphthalene	ND	0.088	5.0	ug/L	1	10/21/2016	10/21/2016 16:04	EPA 8260B	
n-Butyl Benzene	ND	0.14	0.50	ug/L	1	10/21/2016	10/21/2016 16:04	EPA 8260B	
n-Hexane	ND	0.21	0.50	ug/L	1	10/21/2016	10/21/2016 16:04	EPA 8260B	
n-Propyl Benzene	ND	0.10	0.50	ug/L	1	10/21/2016	10/21/2016 16:04	EPA 8260B	
o-Xylene	ND	0.058	0.50	ug/L	1	10/21/2016	10/21/2016 16:04	EPA 8260B	
p-Isopropyltoluene	ND	0.085	0.50	ug/L	1	10/21/2016	10/21/2016 16:04	EPA 8260B	
sec-Butyl Benzene	ND	0.13	0.50	ug/L	1	10/21/2016	10/21/2016 16:04	EPA 8260B	
Styrene	ND	0.065	0.50	ug/L	1	10/21/2016	10/21/2016 16:04	EPA 8260B	
tert-Butylbenzene	ND	0.12	0.50	ug/L	1	10/21/2016	10/21/2016 16:04	EPA 8260B	
Tetrachloroethene	0.20	0.081	0.50	ug/L	1	10/21/2016	10/21/2016 16:04	EPA 8260B	J
Tetrahydrofuran	ND	1.2	10	ug/L	1	10/21/2016	10/21/2016 16:04	EPA 8260B	
Toluene	ND	0.053	0.50	ug/L	1	10/21/2016	10/21/2016 16:04	EPA 8260B	
trans-1,2-Dichloroethene	ND	0.11	0.50	ug/L	1	10/21/2016	10/21/2016 16:04	EPA 8260B	
trans-1,3-Dichloropropene	ND	0.096	0.50	ug/L	1	10/21/2016	10/21/2016 16:04	EPA 8260B	
Trichloroethene	ND	0.062	0.50	ug/L	1	10/21/2016	10/21/2016 16:04	EPA 8260B	
Trichlorofluoromethane	ND	0.13	0.50	ug/L	1	10/21/2016	10/21/2016 16:04	EPA 8260B	
Vinyl chloride	ND	0.16	0.50	ug/L	1	10/21/2016	10/21/2016 16:04	EPA 8260B	

Surrogate: Dibromofluoromethane		112 %	60-140	10/21/2016	10/21/2016 16:04	EPA 8260B
Surrogate: Toluene-d8		98.5 %	60-140	10/21/2016	10/21/2016 16:04	EPA 8260B
Surrogate: 4-Bromofluorobenzene		99.6 %	60-140	10/21/2016	10/21/2016 16:04	EPA 8260B



2525 Advance Road
Madison, WI 53718
608.221.8700 Phone
608.221.4889 Fax

TRC Environmental Corporation, Inc.
708 Heartland Trail, Ste 3000
Madison WI, 53717

Project: Madison Kipp Corp. Quarterly Sampling
Project Number: 243950.000001
Project Manager: Andrew Stehn

MW-1
A164301-37 (Water)

Date Sampled
10/13/2016 14:59

Analyte	Result	Limit of Detection	Limit of Quantitation	Units	Dilution	Prepared	Analyzed	Method	Qualifiers
---------	--------	--------------------	-----------------------	-------	----------	----------	----------	--------	------------

ECCS

Volatile Organic Compounds by Method 8260 - Purge and Trap

Preparation Batch:A610050

Analyte	Result	Limit of Detection	Limit of Quantitation	Units	Dilution	Prepared	Analyzed	Method	Qualifiers
1,1,1,2-Tetrachloroethane	ND	0.11	0.50	ug/L	1	10/21/2016	10/21/2016 16:31	EPA 8260B	
1,1,1-Trichloroethane	ND	0.10	0.50	ug/L	1	10/21/2016	10/21/2016 16:31	EPA 8260B	
1,1,2,2-Tetrachloroethane	ND	0.099	0.50	ug/L	1	10/21/2016	10/21/2016 16:31	EPA 8260B	
1,1,2-Trichloroethane	ND	0.10	0.50	ug/L	1	10/21/2016	10/21/2016 16:31	EPA 8260B	
1,1,2-Trichlorotrifluoroethane	ND	0.13	0.50	ug/L	1	10/21/2016	10/21/2016 16:31	EPA 8260B	
1,1-Dichloroethane	ND	0.12	0.50	ug/L	1	10/21/2016	10/21/2016 16:31	EPA 8260B	
1,1-Dichloroethene	ND	0.14	0.50	ug/L	1	10/21/2016	10/21/2016 16:31	EPA 8260B	
1,1-Dichloropropene	ND	0.11	0.50	ug/L	1	10/21/2016	10/21/2016 16:31	EPA 8260B	
1,2,3-Trichlorobenzene	ND	0.045	2.0	ug/L	1	10/21/2016	10/21/2016 16:31	EPA 8260B	
1,2,3-Trichloropropane	ND	0.15	1.0	ug/L	1	10/21/2016	10/21/2016 16:31	EPA 8260B	
1,2,4-Trichlorobenzene	ND	0.077	2.0	ug/L	1	10/21/2016	10/21/2016 16:31	EPA 8260B	
1,2,4-Trimethylbenzene	ND	0.060	0.50	ug/L	1	10/21/2016	10/21/2016 16:31	EPA 8260B	
1,2-Dibromo-3-chloropropane	ND	0.25	0.50	ug/L	1	10/21/2016	10/21/2016 16:31	EPA 8260B	
1,2-Dibromoethane (EDB)	ND	0.13	0.50	ug/L	1	10/21/2016	10/21/2016 16:31	EPA 8260B	
1,2-Dichlorobenzene	ND	0.076	0.50	ug/L	1	10/21/2016	10/21/2016 16:31	EPA 8260B	
1,2-Dichloroethane	ND	0.078	0.50	ug/L	1	10/21/2016	10/21/2016 16:31	EPA 8260B	
1,2-Dichloropropane	ND	0.10	0.50	ug/L	1	10/21/2016	10/21/2016 16:31	EPA 8260B	
1,3,5-Trimethylbenzene	ND	0.075	0.50	ug/L	1	10/21/2016	10/21/2016 16:31	EPA 8260B	
1,3-Dichlorobenzene	ND	0.096	0.50	ug/L	1	10/21/2016	10/21/2016 16:31	EPA 8260B	
1,3-Dichloropropane	ND	0.11	0.50	ug/L	1	10/21/2016	10/21/2016 16:31	EPA 8260B	
1,4-Dichlorobenzene	ND	0.070	0.50	ug/L	1	10/21/2016	10/21/2016 16:31	EPA 8260B	
2,2-Dichloropropane	ND	0.14	0.50	ug/L	1	10/21/2016	10/21/2016 16:31	EPA 8260B	
2-Butanone	ND	3.0	20	ug/L	1	10/21/2016	10/21/2016 16:31	EPA 8260B	
2-Chlorotoluene	ND	0.075	0.50	ug/L	1	10/21/2016	10/21/2016 16:31	EPA 8260B	
2-Hexanone	ND	0.95	20	ug/L	1	10/21/2016	10/21/2016 16:31	EPA 8260B	
4-Chlorotoluene	ND	0.073	0.50	ug/L	1	10/21/2016	10/21/2016 16:31	EPA 8260B	
4-Methyl-2-pentanone	ND	0.77	20	ug/L	1	10/21/2016	10/21/2016 16:31	EPA 8260B	
Acetone	ND	3.4	20	ug/L	1	10/21/2016	10/21/2016 16:31	EPA 8260B	
Benzene	ND	0.089	0.50	ug/L	1	10/21/2016	10/21/2016 16:31	EPA 8260B	
Bromobenzene	ND	0.084	0.50	ug/L	1	10/21/2016	10/21/2016 16:31	EPA 8260B	
Bromochloromethane	ND	0.31	0.50	ug/L	1	10/21/2016	10/21/2016 16:31	EPA 8260B	
Bromodichloromethane	ND	0.077	0.50	ug/L	1	10/21/2016	10/21/2016 16:31	EPA 8260B	
Bromoform	ND	0.088	0.50	ug/L	1	10/21/2016	10/21/2016 16:31	EPA 8260B	
Bromomethane	ND	0.59	5.0	ug/L	1	10/21/2016	10/21/2016 16:31	EPA 8260B	LC
Carbon disulfide	ND	0.053	0.50	ug/L	1	10/21/2016	10/21/2016 16:31	EPA 8260B	
Carbon tetrachloride	ND	0.038	0.50	ug/L	1	10/21/2016	10/21/2016 16:31	EPA 8260B	
Chlorobenzene	ND	0.073	0.50	ug/L	1	10/21/2016	10/21/2016 16:31	EPA 8260B	
Chloroethane	ND	0.25	5.0	ug/L	1	10/21/2016	10/21/2016 16:31	EPA 8260B	
Chloroform	ND	0.062	0.50	ug/L	1	10/21/2016	10/21/2016 16:31	EPA 8260B	



2525 Advance Road
 Madison, WI 53718
 608.221.8700 Phone
 608.221.4889 Fax

TRC Environmental Corporation, Inc.
 708 Heartland Trail, Ste 3000
 Madison WI, 53717

Project: Madison Kipp Corp. Quarterly Sampling
 Project Number: 243950.000001
 Project Manager: Andrew Stehn

MW-1
A164301-37 (Water)

Date Sampled
 10/13/2016 14:59

Analyte	Result	Limit of Detection	Limit of Quantitation	Units	Dilution	Prepared	Analyzed	Method	Qualifiers
---------	--------	--------------------	-----------------------	-------	----------	----------	----------	--------	------------

ECCS

Volatile Organic Compounds by Method 8260 - Purge and Trap

Preparation Batch:A610050

Chloromethane	0.75	0.16	2.0	ug/L	1	10/21/2016	10/21/2016 16:31	EPA 8260B	J
cis-1,2-Dichloroethene	3.6	0.11	0.50	ug/L	1	10/21/2016	10/21/2016 16:31	EPA 8260B	
cis-1,3-Dichloropropene	ND	0.061	0.50	ug/L	1	10/21/2016	10/21/2016 16:31	EPA 8260B	
Dibromochloromethane	ND	0.091	0.50	ug/L	1	10/21/2016	10/21/2016 16:31	EPA 8260B	
Dibromomethane	ND	0.14	0.50	ug/L	1	10/21/2016	10/21/2016 16:31	EPA 8260B	
Dichlorodifluoromethane	ND	0.11	0.50	ug/L	1	10/21/2016	10/21/2016 16:31	EPA 8260B	
Diisopropyl Ether	ND	0.15	0.50	ug/L	1	10/21/2016	10/21/2016 16:31	EPA 8260B	
Ethylbenzene	ND	0.054	0.50	ug/L	1	10/21/2016	10/21/2016 16:31	EPA 8260B	
Hexachlorobutadiene	ND	0.13	2.0	ug/L	1	10/21/2016	10/21/2016 16:31	EPA 8260B	
Isopropylbenzene	ND	0.081	0.50	ug/L	1	10/21/2016	10/21/2016 16:31	EPA 8260B	
m,p-Xylene	ND	0.057	1.0	ug/L	1	10/21/2016	10/21/2016 16:31	EPA 8260B	
Methyl t-Butyl Ether	ND	0.14	0.50	ug/L	1	10/21/2016	10/21/2016 16:31	EPA 8260B	
Methylene chloride	ND	0.14	2.0	ug/L	1	10/21/2016	10/21/2016 16:31	EPA 8260B	
Naphthalene	ND	0.088	5.0	ug/L	1	10/21/2016	10/21/2016 16:31	EPA 8260B	
n-Butyl Benzene	ND	0.14	0.50	ug/L	1	10/21/2016	10/21/2016 16:31	EPA 8260B	
n-Hexane	ND	0.21	0.50	ug/L	1	10/21/2016	10/21/2016 16:31	EPA 8260B	
n-Propyl Benzene	ND	0.10	0.50	ug/L	1	10/21/2016	10/21/2016 16:31	EPA 8260B	
o-Xylene	ND	0.058	0.50	ug/L	1	10/21/2016	10/21/2016 16:31	EPA 8260B	
p-Isopropyltoluene	ND	0.085	0.50	ug/L	1	10/21/2016	10/21/2016 16:31	EPA 8260B	
sec-Butyl Benzene	ND	0.13	0.50	ug/L	1	10/21/2016	10/21/2016 16:31	EPA 8260B	
Styrene	ND	0.065	0.50	ug/L	1	10/21/2016	10/21/2016 16:31	EPA 8260B	
tert-Butylbenzene	ND	0.12	0.50	ug/L	1	10/21/2016	10/21/2016 16:31	EPA 8260B	
Tetrachloroethene	5.5	0.081	0.50	ug/L	1	10/21/2016	10/21/2016 16:31	EPA 8260B	
Tetrahydrofuran	ND	1.2	10	ug/L	1	10/21/2016	10/21/2016 16:31	EPA 8260B	
Toluene	ND	0.053	0.50	ug/L	1	10/21/2016	10/21/2016 16:31	EPA 8260B	
trans-1,2-Dichloroethene	0.22	0.11	0.50	ug/L	1	10/21/2016	10/21/2016 16:31	EPA 8260B	J
trans-1,3-Dichloropropene	ND	0.096	0.50	ug/L	1	10/21/2016	10/21/2016 16:31	EPA 8260B	
Trichloroethene	3.8	0.062	0.50	ug/L	1	10/21/2016	10/21/2016 16:31	EPA 8260B	
Trichlorofluoromethane	ND	0.13	0.50	ug/L	1	10/21/2016	10/21/2016 16:31	EPA 8260B	
Vinyl chloride	ND	0.16	0.50	ug/L	1	10/21/2016	10/21/2016 16:31	EPA 8260B	
Surrogate: Dibromofluoromethane			112 %	60-140		10/21/2016	10/21/2016 16:31	EPA 8260B	
Surrogate: Toluene-d8			98.3 %	60-140		10/21/2016	10/21/2016 16:31	EPA 8260B	
Surrogate: 4-Bromofluorobenzene			102 %	60-140		10/21/2016	10/21/2016 16:31	EPA 8260B	



2525 Advance Road
 Madison, WI 53718
 608.221.8700 Phone
 608.221.4889 Fax

TRC Environmental Corporation, Inc.
 708 Heartland Trail, Ste 3000
 Madison WI, 53717

Project: Madison Kipp Corp. Quarterly Sampling
 Project Number: 243950.000001
 Project Manager: Andrew Stehn

MW-2D
A164301-38 (Water)

Date Sampled
 10/13/2016 15:37

Analyte	Result	Limit of Detection	Limit of Quantitation	Units	Dilution	Prepared	Analyzed	Method	Qualifiers
---------	--------	--------------------	-----------------------	-------	----------	----------	----------	--------	------------

ECCS

Volatile Organic Compounds by Method 8260 - Purge and Trap

Preparation Batch:A610050

1,1,1,2-Tetrachloroethane	ND	0.11	0.50	ug/L	1	10/21/2016	10/21/2016 17:26	EPA 8260B	
1,1,1-Trichloroethane	ND	0.10	0.50	ug/L	1	10/21/2016	10/21/2016 17:26	EPA 8260B	
1,1,2,2-Tetrachloroethane	ND	0.099	0.50	ug/L	1	10/21/2016	10/21/2016 17:26	EPA 8260B	
1,1,2-Trichloroethane	ND	0.10	0.50	ug/L	1	10/21/2016	10/21/2016 17:26	EPA 8260B	
1,1,2-Trichlorotrifluoroethane	ND	0.13	0.50	ug/L	1	10/21/2016	10/21/2016 17:26	EPA 8260B	
1,1-Dichloroethane	ND	0.12	0.50	ug/L	1	10/21/2016	10/21/2016 17:26	EPA 8260B	
1,1-Dichloroethene	ND	0.14	0.50	ug/L	1	10/21/2016	10/21/2016 17:26	EPA 8260B	
1,1-Dichloropropene	ND	0.11	0.50	ug/L	1	10/21/2016	10/21/2016 17:26	EPA 8260B	
1,2,3-Trichlorobenzene	ND	0.045	2.0	ug/L	1	10/21/2016	10/21/2016 17:26	EPA 8260B	
1,2,3-Trichloropropane	ND	0.15	1.0	ug/L	1	10/21/2016	10/21/2016 17:26	EPA 8260B	
1,2,4-Trichlorobenzene	ND	0.077	2.0	ug/L	1	10/21/2016	10/21/2016 17:26	EPA 8260B	
1,2,4-Trimethylbenzene	ND	0.060	0.50	ug/L	1	10/21/2016	10/21/2016 17:26	EPA 8260B	
1,2-Dibromo-3-chloropropane	ND	0.25	0.50	ug/L	1	10/21/2016	10/21/2016 17:26	EPA 8260B	
1,2-Dibromoethane (EDB)	ND	0.13	0.50	ug/L	1	10/21/2016	10/21/2016 17:26	EPA 8260B	
1,2-Dichlorobenzene	ND	0.076	0.50	ug/L	1	10/21/2016	10/21/2016 17:26	EPA 8260B	
1,2-Dichloroethane	ND	0.078	0.50	ug/L	1	10/21/2016	10/21/2016 17:26	EPA 8260B	
1,2-Dichloropropane	ND	0.10	0.50	ug/L	1	10/21/2016	10/21/2016 17:26	EPA 8260B	
1,3,5-Trimethylbenzene	ND	0.075	0.50	ug/L	1	10/21/2016	10/21/2016 17:26	EPA 8260B	
1,3-Dichlorobenzene	ND	0.096	0.50	ug/L	1	10/21/2016	10/21/2016 17:26	EPA 8260B	
1,3-Dichloropropane	ND	0.11	0.50	ug/L	1	10/21/2016	10/21/2016 17:26	EPA 8260B	
1,4-Dichlorobenzene	ND	0.070	0.50	ug/L	1	10/21/2016	10/21/2016 17:26	EPA 8260B	
2,2-Dichloropropane	ND	0.14	0.50	ug/L	1	10/21/2016	10/21/2016 17:26	EPA 8260B	
2-Butanone	ND	3.0	20	ug/L	1	10/21/2016	10/21/2016 17:26	EPA 8260B	
2-Chlorotoluene	ND	0.075	0.50	ug/L	1	10/21/2016	10/21/2016 17:26	EPA 8260B	
2-Hexanone	ND	0.95	20	ug/L	1	10/21/2016	10/21/2016 17:26	EPA 8260B	
4-Chlorotoluene	ND	0.073	0.50	ug/L	1	10/21/2016	10/21/2016 17:26	EPA 8260B	
4-Methyl-2-pentanone	ND	0.77	20	ug/L	1	10/21/2016	10/21/2016 17:26	EPA 8260B	
Acetone	ND	3.4	20	ug/L	1	10/21/2016	10/21/2016 17:26	EPA 8260B	
Benzene	ND	0.089	0.50	ug/L	1	10/21/2016	10/21/2016 17:26	EPA 8260B	
Bromobenzene	ND	0.084	0.50	ug/L	1	10/21/2016	10/21/2016 17:26	EPA 8260B	
Bromochloromethane	ND	0.31	0.50	ug/L	1	10/21/2016	10/21/2016 17:26	EPA 8260B	
Bromodichloromethane	ND	0.077	0.50	ug/L	1	10/21/2016	10/21/2016 17:26	EPA 8260B	
Bromoform	ND	0.088	0.50	ug/L	1	10/21/2016	10/21/2016 17:26	EPA 8260B	
Bromomethane	ND	0.59	5.0	ug/L	1	10/21/2016	10/21/2016 17:26	EPA 8260B	LC
Carbon disulfide	ND	0.053	0.50	ug/L	1	10/21/2016	10/21/2016 17:26	EPA 8260B	
Carbon tetrachloride	ND	0.038	0.50	ug/L	1	10/21/2016	10/21/2016 17:26	EPA 8260B	
Chlorobenzene	ND	0.073	0.50	ug/L	1	10/21/2016	10/21/2016 17:26	EPA 8260B	
Chloroethane	ND	0.25	5.0	ug/L	1	10/21/2016	10/21/2016 17:26	EPA 8260B	
Chloroform	ND	0.062	0.50	ug/L	1	10/21/2016	10/21/2016 17:26	EPA 8260B	



2525 Advance Road
Madison, WI 53718
608.221.8700 Phone
608.221.4889 Fax

TRC Environmental Corporation, Inc.
708 Heartland Trail, Ste 3000
Madison WI, 53717

Project: Madison Kipp Corp. Quarterly Sampling
Project Number: 243950.000001
Project Manager: Andrew Stehn

MW-2D
A164301-38 (Water)

Date Sampled
10/13/2016 15:37

Analyte	Result	Limit of Detection	Limit of Quantitation	Units	Dilution	Prepared	Analyzed	Method	Qualifiers
---------	--------	--------------------	-----------------------	-------	----------	----------	----------	--------	------------

ECCS

Volatile Organic Compounds by Method 8260 - Purge and Trap

Preparation Batch:A610050

Chloromethane	0.81	0.16	2.0	ug/L	1	10/21/2016	10/21/2016 17:26	EPA 8260B	J
cis-1,2-Dichloroethene	ND	0.11	0.50	ug/L	1	10/21/2016	10/21/2016 17:26	EPA 8260B	
cis-1,3-Dichloropropene	ND	0.061	0.50	ug/L	1	10/21/2016	10/21/2016 17:26	EPA 8260B	
Dibromochloromethane	ND	0.091	0.50	ug/L	1	10/21/2016	10/21/2016 17:26	EPA 8260B	
Dibromomethane	ND	0.14	0.50	ug/L	1	10/21/2016	10/21/2016 17:26	EPA 8260B	
Dichlorodifluoromethane	ND	0.11	0.50	ug/L	1	10/21/2016	10/21/2016 17:26	EPA 8260B	
Diisopropyl Ether	ND	0.15	0.50	ug/L	1	10/21/2016	10/21/2016 17:26	EPA 8260B	
Ethylbenzene	ND	0.054	0.50	ug/L	1	10/21/2016	10/21/2016 17:26	EPA 8260B	
Hexachlorobutadiene	ND	0.13	2.0	ug/L	1	10/21/2016	10/21/2016 17:26	EPA 8260B	
Isopropylbenzene	ND	0.081	0.50	ug/L	1	10/21/2016	10/21/2016 17:26	EPA 8260B	
m,p-Xylene	ND	0.057	1.0	ug/L	1	10/21/2016	10/21/2016 17:26	EPA 8260B	
Methyl t-Butyl Ether	ND	0.14	0.50	ug/L	1	10/21/2016	10/21/2016 17:26	EPA 8260B	
Methylene chloride	ND	0.14	2.0	ug/L	1	10/21/2016	10/21/2016 17:26	EPA 8260B	
Naphthalene	ND	0.088	5.0	ug/L	1	10/21/2016	10/21/2016 17:26	EPA 8260B	
n-Butyl Benzene	ND	0.14	0.50	ug/L	1	10/21/2016	10/21/2016 17:26	EPA 8260B	
n-Hexane	ND	0.21	0.50	ug/L	1	10/21/2016	10/21/2016 17:26	EPA 8260B	
n-Propyl Benzene	ND	0.10	0.50	ug/L	1	10/21/2016	10/21/2016 17:26	EPA 8260B	
o-Xylene	ND	0.058	0.50	ug/L	1	10/21/2016	10/21/2016 17:26	EPA 8260B	
p-Isopropyltoluene	ND	0.085	0.50	ug/L	1	10/21/2016	10/21/2016 17:26	EPA 8260B	
sec-Butyl Benzene	ND	0.13	0.50	ug/L	1	10/21/2016	10/21/2016 17:26	EPA 8260B	
Styrene	ND	0.065	0.50	ug/L	1	10/21/2016	10/21/2016 17:26	EPA 8260B	
tert-Butylbenzene	ND	0.12	0.50	ug/L	1	10/21/2016	10/21/2016 17:26	EPA 8260B	
Tetrachloroethene	28	0.081	0.50	ug/L	1	10/21/2016	10/21/2016 17:26	EPA 8260B	
Tetrahydrofuran	ND	1.2	10	ug/L	1	10/21/2016	10/21/2016 17:26	EPA 8260B	
Toluene	0.090	0.053	0.50	ug/L	1	10/21/2016	10/21/2016 17:26	EPA 8260B	J
trans-1,2-Dichloroethene	ND	0.11	0.50	ug/L	1	10/21/2016	10/21/2016 17:26	EPA 8260B	
trans-1,3-Dichloropropene	ND	0.096	0.50	ug/L	1	10/21/2016	10/21/2016 17:26	EPA 8260B	
Trichloroethene	0.10	0.062	0.50	ug/L	1	10/21/2016	10/21/2016 17:26	EPA 8260B	J
Trichlorofluoromethane	ND	0.13	0.50	ug/L	1	10/21/2016	10/21/2016 17:26	EPA 8260B	
Vinyl chloride	ND	0.16	0.50	ug/L	1	10/21/2016	10/21/2016 17:26	EPA 8260B	

Surrogate: Dibromofluoromethane
Surrogate: Toluene-d8
Surrogate: 4-Bromofluorobenzene

111 % 60-140 10/21/2016 10/21/2016 17:26 EPA 8260B
98.4 % 60-140 10/21/2016 10/21/2016 17:26 EPA 8260B
103 % 60-140 10/21/2016 10/21/2016 17:26 EPA 8260B



2525 Advance Road
 Madison, WI 53718
 608.221.8700 Phone
 608.221.4889 Fax

TRC Environmental Corporation, Inc.
 708 Heartland Trail, Ste 3000
 Madison WI, 53717

Project: Madison Kipp Corp. Quarterly Sampling
 Project Number: 243950.000001
 Project Manager: Andrew Stehn

MW-23S
A164301-39 (Water)

Date Sampled
 10/14/2016 12:24

Analyte	Result	Limit of Detection	Limit of Quantitation	Units	Dilution	Prepared	Analyzed	Method	Qualifiers
---------	--------	--------------------	-----------------------	-------	----------	----------	----------	--------	------------

ECCS

Volatile Organic Compounds by Method 8260 - Purge and Trap

Preparation Batch:A610050

1,1,1,2-Tetrachloroethane	ND	0.44	2.0	ug/L	4	10/21/2016	10/21/2016 20:37	EPA 8260B	
1,1,1-Trichloroethane	ND	0.40	2.0	ug/L	4	10/21/2016	10/21/2016 20:37	EPA 8260B	
1,1,2,2-Tetrachloroethane	ND	0.40	2.0	ug/L	4	10/21/2016	10/21/2016 20:37	EPA 8260B	
1,1,2-Trichloroethane	ND	0.40	2.0	ug/L	4	10/21/2016	10/21/2016 20:37	EPA 8260B	
1,1,2-Trichlorotrifluoroethane	ND	0.52	2.0	ug/L	4	10/21/2016	10/21/2016 20:37	EPA 8260B	
1,1-Dichloroethane	ND	0.48	2.0	ug/L	4	10/21/2016	10/21/2016 20:37	EPA 8260B	
1,1-Dichloroethene	ND	0.56	2.0	ug/L	4	10/21/2016	10/21/2016 20:37	EPA 8260B	
1,1-Dichloropropene	ND	0.44	2.0	ug/L	4	10/21/2016	10/21/2016 20:37	EPA 8260B	
1,2,3-Trichlorobenzene	ND	0.18	8.0	ug/L	4	10/21/2016	10/21/2016 20:37	EPA 8260B	
1,2,3-Trichloropropane	ND	0.60	4.0	ug/L	4	10/21/2016	10/21/2016 20:37	EPA 8260B	
1,2,4-Trichlorobenzene	ND	0.31	8.0	ug/L	4	10/21/2016	10/21/2016 20:37	EPA 8260B	
1,2,4-Trimethylbenzene	ND	0.24	2.0	ug/L	4	10/21/2016	10/21/2016 20:37	EPA 8260B	
1,2-Dibromo-3-chloropropane	ND	1.0	2.0	ug/L	4	10/21/2016	10/21/2016 20:37	EPA 8260B	
1,2-Dibromoethane (EDB)	ND	0.52	2.0	ug/L	4	10/21/2016	10/21/2016 20:37	EPA 8260B	
1,2-Dichlorobenzene	ND	0.30	2.0	ug/L	4	10/21/2016	10/21/2016 20:37	EPA 8260B	
1,2-Dichloroethane	ND	0.31	2.0	ug/L	4	10/21/2016	10/21/2016 20:37	EPA 8260B	
1,2-Dichloropropane	ND	0.40	2.0	ug/L	4	10/21/2016	10/21/2016 20:37	EPA 8260B	
1,3,5-Trimethylbenzene	ND	0.30	2.0	ug/L	4	10/21/2016	10/21/2016 20:37	EPA 8260B	
1,3-Dichlorobenzene	ND	0.38	2.0	ug/L	4	10/21/2016	10/21/2016 20:37	EPA 8260B	
1,3-Dichloropropane	ND	0.44	2.0	ug/L	4	10/21/2016	10/21/2016 20:37	EPA 8260B	
1,4-Dichlorobenzene	ND	0.28	2.0	ug/L	4	10/21/2016	10/21/2016 20:37	EPA 8260B	
2,2-Dichloropropane	ND	0.56	2.0	ug/L	4	10/21/2016	10/21/2016 20:37	EPA 8260B	
2-Butanone	ND	12	80	ug/L	4	10/21/2016	10/21/2016 20:37	EPA 8260B	
2-Chlorotoluene	ND	0.30	2.0	ug/L	4	10/21/2016	10/21/2016 20:37	EPA 8260B	
2-Hexanone	ND	3.8	80	ug/L	4	10/21/2016	10/21/2016 20:37	EPA 8260B	
4-Chlorotoluene	ND	0.29	2.0	ug/L	4	10/21/2016	10/21/2016 20:37	EPA 8260B	
4-Methyl-2-pentanone	ND	3.1	80	ug/L	4	10/21/2016	10/21/2016 20:37	EPA 8260B	
Acetone	ND	14	80	ug/L	4	10/21/2016	10/21/2016 20:37	EPA 8260B	
Benzene	ND	0.36	2.0	ug/L	4	10/21/2016	10/21/2016 20:37	EPA 8260B	
Bromobenzene	ND	0.34	2.0	ug/L	4	10/21/2016	10/21/2016 20:37	EPA 8260B	
Bromochloromethane	ND	1.2	2.0	ug/L	4	10/21/2016	10/21/2016 20:37	EPA 8260B	
Bromodichloromethane	ND	0.31	2.0	ug/L	4	10/21/2016	10/21/2016 20:37	EPA 8260B	
Bromoform	ND	0.35	2.0	ug/L	4	10/21/2016	10/21/2016 20:37	EPA 8260B	
Bromomethane	ND	2.4	20	ug/L	4	10/21/2016	10/21/2016 20:37	EPA 8260B	LC
Carbon disulfide	ND	0.21	2.0	ug/L	4	10/21/2016	10/21/2016 20:37	EPA 8260B	
Carbon tetrachloride	ND	0.15	2.0	ug/L	4	10/21/2016	10/21/2016 20:37	EPA 8260B	
Chlorobenzene	ND	0.29	2.0	ug/L	4	10/21/2016	10/21/2016 20:37	EPA 8260B	
Chloroethane	ND	1.0	20	ug/L	4	10/21/2016	10/21/2016 20:37	EPA 8260B	
Chloroform	ND	0.25	2.0	ug/L	4	10/21/2016	10/21/2016 20:37	EPA 8260B	



2525 Advance Road
Madison, WI 53718
608.221.8700 Phone
608.221.4889 Fax

TRC Environmental Corporation, Inc.
708 Heartland Trail, Ste 3000
Madison WI, 53717

Project: Madison Kipp Corp. Quarterly Sampling
Project Number: 243950.000001
Project Manager: Andrew Stehn

MW-23S
A164301-39 (Water)

Date Sampled
10/14/2016 12:24

Analyte	Result	Limit of Detection	Limit of Quantitation	Units	Dilution	Prepared	Analyzed	Method	Qualifiers
---------	--------	--------------------	-----------------------	-------	----------	----------	----------	--------	------------

ECCS

Volatile Organic Compounds by Method 8260 - Purge and Trap

Preparation Batch:A610050

Chloromethane	2.3	0.64	8.0	ug/L	4	10/21/2016	10/21/2016 20:37	EPA 8260B	J, D
cis-1,2-Dichloroethene	12	0.44	2.0	ug/L	4	10/21/2016	10/21/2016 20:37	EPA 8260B	D
cis-1,3-Dichloropropene	ND	0.24	2.0	ug/L	4	10/21/2016	10/21/2016 20:37	EPA 8260B	
Dibromochloromethane	ND	0.36	2.0	ug/L	4	10/21/2016	10/21/2016 20:37	EPA 8260B	
Dibromomethane	ND	0.56	2.0	ug/L	4	10/21/2016	10/21/2016 20:37	EPA 8260B	
Dichlorodifluoromethane	ND	0.44	2.0	ug/L	4	10/21/2016	10/21/2016 20:37	EPA 8260B	
Diisopropyl Ether	ND	0.60	2.0	ug/L	4	10/21/2016	10/21/2016 20:37	EPA 8260B	
Ethylbenzene	ND	0.22	2.0	ug/L	4	10/21/2016	10/21/2016 20:37	EPA 8260B	
Hexachlorobutadiene	ND	0.52	8.0	ug/L	4	10/21/2016	10/21/2016 20:37	EPA 8260B	
Isopropylbenzene	ND	0.32	2.0	ug/L	4	10/21/2016	10/21/2016 20:37	EPA 8260B	
m,p-Xylene	ND	0.23	4.0	ug/L	4	10/21/2016	10/21/2016 20:37	EPA 8260B	
Methyl t-Butyl Ether	ND	0.56	2.0	ug/L	4	10/21/2016	10/21/2016 20:37	EPA 8260B	
Methylene chloride	ND	0.56	8.0	ug/L	4	10/21/2016	10/21/2016 20:37	EPA 8260B	
Naphthalene	ND	0.35	20	ug/L	4	10/21/2016	10/21/2016 20:37	EPA 8260B	
n-Butyl Benzene	ND	0.56	2.0	ug/L	4	10/21/2016	10/21/2016 20:37	EPA 8260B	
n-Hexane	ND	0.84	2.0	ug/L	4	10/21/2016	10/21/2016 20:37	EPA 8260B	
n-Propyl Benzene	ND	0.40	2.0	ug/L	4	10/21/2016	10/21/2016 20:37	EPA 8260B	
o-Xylene	ND	0.23	2.0	ug/L	4	10/21/2016	10/21/2016 20:37	EPA 8260B	
p-Isopropyltoluene	ND	0.34	2.0	ug/L	4	10/21/2016	10/21/2016 20:37	EPA 8260B	
sec-Butyl Benzene	ND	0.52	2.0	ug/L	4	10/21/2016	10/21/2016 20:37	EPA 8260B	
Styrene	ND	0.26	2.0	ug/L	4	10/21/2016	10/21/2016 20:37	EPA 8260B	
tert-Butylbenzene	ND	0.48	2.0	ug/L	4	10/21/2016	10/21/2016 20:37	EPA 8260B	
Tetrachloroethene	66	0.32	2.0	ug/L	4	10/21/2016	10/21/2016 20:37	EPA 8260B	D
Tetrahydrofuran	ND	4.8	40	ug/L	4	10/21/2016	10/21/2016 20:37	EPA 8260B	
Toluene	ND	0.21	2.0	ug/L	4	10/21/2016	10/21/2016 20:37	EPA 8260B	
trans-1,2-Dichloroethene	ND	0.44	2.0	ug/L	4	10/21/2016	10/21/2016 20:37	EPA 8260B	
trans-1,3-Dichloropropene	ND	0.38	2.0	ug/L	4	10/21/2016	10/21/2016 20:37	EPA 8260B	
Trichloroethene	7.2	0.25	2.0	ug/L	4	10/21/2016	10/21/2016 20:37	EPA 8260B	D
Trichlorofluoromethane	ND	0.52	2.0	ug/L	4	10/21/2016	10/21/2016 20:37	EPA 8260B	
Vinyl chloride	ND	0.64	2.0	ug/L	4	10/21/2016	10/21/2016 20:37	EPA 8260B	
<i>Surrogate: Dibromofluoromethane</i>			118 %	60-140		10/21/2016	10/21/2016 20:37	EPA 8260B	
<i>Surrogate: Toluene-d8</i>			96.4 %	60-140		10/21/2016	10/21/2016 20:37	EPA 8260B	
<i>Surrogate: 4-Bromofluorobenzene</i>			99.7 %	60-140		10/21/2016	10/21/2016 20:37	EPA 8260B	

Pace Analytical

SM 2540C

Preparation Batch:WET 26550

Total Dissolved Solids	478	8.7	20.0	mg/L	1	10/20/2016	10/20/2016 16:09	SM 2540C	
-------------------------------	------------	-----	------	------	---	------------	------------------	----------	--

SM 2540D

Preparation Batch:WET 26542



2525 Advance Road
 Madison, WI 53718
 608.221.8700 Phone
 608.221.4889 Fax

TRC Environmental Corporation, Inc. 708 Heartland Trail, Ste 3000 Madison WI, 53717	Project: Madison Kipp Corp. Quarterly Sampling Project Number: 243950.000001 Project Manager: Andrew Stehn
---	--

MW-23S
A164301-39 (Water)

Date Sampled
 10/14/2016 12:24

Analyte	Result	Limit of Detection	Limit of Quantitation	Units	Dilution	Prepared	Analyzed	Method	Qualifiers
---------	--------	--------------------	-----------------------	-------	----------	----------	----------	--------	------------

Pace Analytical

SM 2540D

Preparation Batch:WET 26542

Total Suspended Solids	5.8	0.95	2.0	mg/L	1	10/20/2016	10/20/2016 10:14	SM 2540D	
------------------------	-----	------	-----	------	---	------------	------------------	----------	--



2525 Advance Road
 Madison, WI 53718
 608.221.8700 Phone
 608.221.4889 Fax

TRC Environmental Corporation, Inc.
 708 Heartland Trail, Ste 3000
 Madison WI, 53717

Project: Madison Kipp Corp. Quarterly Sampling
 Project Number: 243950.000001
 Project Manager: Andrew Stehn

MW-23D
A164301-40 (Water)

Date Sampled
 10/14/2016 10:49

Analyte	Result	Limit of Detection	Limit of Quantitation	Units	Dilution	Prepared	Analyzed	Method	Qualifiers
---------	--------	--------------------	-----------------------	-------	----------	----------	----------	--------	------------

ECCS

Volatile Organic Compounds by Method 8260 - Purge and Trap

Preparation Batch:A610050

1,1,1,2-Tetrachloroethane	ND	0.11	0.50	ug/L	1	10/21/2016	10/21/2016 16:59	EPA 8260B	
1,1,1-Trichloroethane	ND	0.10	0.50	ug/L	1	10/21/2016	10/21/2016 16:59	EPA 8260B	
1,1,2,2-Tetrachloroethane	ND	0.099	0.50	ug/L	1	10/21/2016	10/21/2016 16:59	EPA 8260B	
1,1,2-Trichloroethane	ND	0.10	0.50	ug/L	1	10/21/2016	10/21/2016 16:59	EPA 8260B	
1,1,2-Trichlorotrifluoroethane	ND	0.13	0.50	ug/L	1	10/21/2016	10/21/2016 16:59	EPA 8260B	
1,1-Dichloroethane	ND	0.12	0.50	ug/L	1	10/21/2016	10/21/2016 16:59	EPA 8260B	
1,1-Dichloroethene	ND	0.14	0.50	ug/L	1	10/21/2016	10/21/2016 16:59	EPA 8260B	
1,1-Dichloropropene	ND	0.11	0.50	ug/L	1	10/21/2016	10/21/2016 16:59	EPA 8260B	
1,2,3-Trichlorobenzene	ND	0.045	2.0	ug/L	1	10/21/2016	10/21/2016 16:59	EPA 8260B	
1,2,3-Trichloropropane	ND	0.15	1.0	ug/L	1	10/21/2016	10/21/2016 16:59	EPA 8260B	
1,2,4-Trichlorobenzene	ND	0.077	2.0	ug/L	1	10/21/2016	10/21/2016 16:59	EPA 8260B	
1,2,4-Trimethylbenzene	ND	0.060	0.50	ug/L	1	10/21/2016	10/21/2016 16:59	EPA 8260B	
1,2-Dibromo-3-chloropropane	ND	0.25	0.50	ug/L	1	10/21/2016	10/21/2016 16:59	EPA 8260B	
1,2-Dibromoethane (EDB)	ND	0.13	0.50	ug/L	1	10/21/2016	10/21/2016 16:59	EPA 8260B	
1,2-Dichlorobenzene	ND	0.076	0.50	ug/L	1	10/21/2016	10/21/2016 16:59	EPA 8260B	
1,2-Dichloroethane	ND	0.078	0.50	ug/L	1	10/21/2016	10/21/2016 16:59	EPA 8260B	
1,2-Dichloropropane	ND	0.10	0.50	ug/L	1	10/21/2016	10/21/2016 16:59	EPA 8260B	
1,3,5-Trimethylbenzene	ND	0.075	0.50	ug/L	1	10/21/2016	10/21/2016 16:59	EPA 8260B	
1,3-Dichlorobenzene	ND	0.096	0.50	ug/L	1	10/21/2016	10/21/2016 16:59	EPA 8260B	
1,3-Dichloropropane	ND	0.11	0.50	ug/L	1	10/21/2016	10/21/2016 16:59	EPA 8260B	
1,4-Dichlorobenzene	ND	0.070	0.50	ug/L	1	10/21/2016	10/21/2016 16:59	EPA 8260B	
2,2-Dichloropropane	ND	0.14	0.50	ug/L	1	10/21/2016	10/21/2016 16:59	EPA 8260B	
2-Butanone	ND	3.0	20	ug/L	1	10/21/2016	10/21/2016 16:59	EPA 8260B	
2-Chlorotoluene	ND	0.075	0.50	ug/L	1	10/21/2016	10/21/2016 16:59	EPA 8260B	
2-Hexanone	ND	0.95	20	ug/L	1	10/21/2016	10/21/2016 16:59	EPA 8260B	
4-Chlorotoluene	ND	0.073	0.50	ug/L	1	10/21/2016	10/21/2016 16:59	EPA 8260B	
4-Methyl-2-pentanone	ND	0.77	20	ug/L	1	10/21/2016	10/21/2016 16:59	EPA 8260B	
Acetone	ND	3.4	20	ug/L	1	10/21/2016	10/21/2016 16:59	EPA 8260B	
Benzene	ND	0.089	0.50	ug/L	1	10/21/2016	10/21/2016 16:59	EPA 8260B	
Bromobenzene	ND	0.084	0.50	ug/L	1	10/21/2016	10/21/2016 16:59	EPA 8260B	
Bromochloromethane	ND	0.31	0.50	ug/L	1	10/21/2016	10/21/2016 16:59	EPA 8260B	
Bromodichloromethane	ND	0.077	0.50	ug/L	1	10/21/2016	10/21/2016 16:59	EPA 8260B	
Bromoform	ND	0.088	0.50	ug/L	1	10/21/2016	10/21/2016 16:59	EPA 8260B	
Bromomethane	ND	0.59	5.0	ug/L	1	10/21/2016	10/21/2016 16:59	EPA 8260B	LC
Carbon disulfide	ND	0.053	0.50	ug/L	1	10/21/2016	10/21/2016 16:59	EPA 8260B	
Carbon tetrachloride	ND	0.038	0.50	ug/L	1	10/21/2016	10/21/2016 16:59	EPA 8260B	
Chlorobenzene	ND	0.073	0.50	ug/L	1	10/21/2016	10/21/2016 16:59	EPA 8260B	
Chloroethane	ND	0.25	5.0	ug/L	1	10/21/2016	10/21/2016 16:59	EPA 8260B	
Chloroform	ND	0.062	0.50	ug/L	1	10/21/2016	10/21/2016 16:59	EPA 8260B	



2525 Advance Road
Madison, WI 53718
608.221.8700 Phone
608.221.4889 Fax

TRC Environmental Corporation, Inc.
708 Heartland Trail, Ste 3000
Madison WI, 53717

Project: Madison Kipp Corp. Quarterly Sampling
Project Number: 243950.000001
Project Manager: Andrew Stehn

MW-23D
A164301-40 (Water)

Date Sampled
10/14/2016 10:49

Analyte	Result	Limit of Detection	Limit of Quantitation	Units	Dilution	Prepared	Analyzed	Method	Qualifiers
---------	--------	--------------------	-----------------------	-------	----------	----------	----------	--------	------------

ECCS

Volatile Organic Compounds by Method 8260 - Purge and Trap

Preparation Batch:A610050

Chloromethane	ND	0.16	2.0	ug/L	1	10/21/2016	10/21/2016 16:59	EPA 8260B	
cis-1,2-Dichloroethene	ND	0.11	0.50	ug/L	1	10/21/2016	10/21/2016 16:59	EPA 8260B	
cis-1,3-Dichloropropene	ND	0.061	0.50	ug/L	1	10/21/2016	10/21/2016 16:59	EPA 8260B	
Dibromochloromethane	ND	0.091	0.50	ug/L	1	10/21/2016	10/21/2016 16:59	EPA 8260B	
Dibromomethane	ND	0.14	0.50	ug/L	1	10/21/2016	10/21/2016 16:59	EPA 8260B	
Dichlorodifluoromethane	ND	0.11	0.50	ug/L	1	10/21/2016	10/21/2016 16:59	EPA 8260B	
Diisopropyl Ether	ND	0.15	0.50	ug/L	1	10/21/2016	10/21/2016 16:59	EPA 8260B	
Ethylbenzene	ND	0.054	0.50	ug/L	1	10/21/2016	10/21/2016 16:59	EPA 8260B	
Hexachlorobutadiene	ND	0.13	2.0	ug/L	1	10/21/2016	10/21/2016 16:59	EPA 8260B	
Isopropylbenzene	ND	0.081	0.50	ug/L	1	10/21/2016	10/21/2016 16:59	EPA 8260B	
m,p-Xylene	ND	0.057	1.0	ug/L	1	10/21/2016	10/21/2016 16:59	EPA 8260B	
Methyl t-Butyl Ether	ND	0.14	0.50	ug/L	1	10/21/2016	10/21/2016 16:59	EPA 8260B	
Methylene chloride	ND	0.14	2.0	ug/L	1	10/21/2016	10/21/2016 16:59	EPA 8260B	
Naphthalene	ND	0.088	5.0	ug/L	1	10/21/2016	10/21/2016 16:59	EPA 8260B	
n-Butyl Benzene	ND	0.14	0.50	ug/L	1	10/21/2016	10/21/2016 16:59	EPA 8260B	
n-Hexane	ND	0.21	0.50	ug/L	1	10/21/2016	10/21/2016 16:59	EPA 8260B	
n-Propyl Benzene	ND	0.10	0.50	ug/L	1	10/21/2016	10/21/2016 16:59	EPA 8260B	
o-Xylene	ND	0.058	0.50	ug/L	1	10/21/2016	10/21/2016 16:59	EPA 8260B	
p-Isopropyltoluene	ND	0.085	0.50	ug/L	1	10/21/2016	10/21/2016 16:59	EPA 8260B	
sec-Butyl Benzene	ND	0.13	0.50	ug/L	1	10/21/2016	10/21/2016 16:59	EPA 8260B	
Styrene	ND	0.065	0.50	ug/L	1	10/21/2016	10/21/2016 16:59	EPA 8260B	
tert-Butylbenzene	ND	0.12	0.50	ug/L	1	10/21/2016	10/21/2016 16:59	EPA 8260B	
Tetrachloroethene	160	0.81	5.0	ug/L	10	10/21/2016	10/24/2016 12:16	EPA 8260B	D
Tetrahydrofuran	ND	1.2	10	ug/L	1	10/21/2016	10/21/2016 16:59	EPA 8260B	
Toluene	ND	0.053	0.50	ug/L	1	10/21/2016	10/21/2016 16:59	EPA 8260B	
trans-1,2-Dichloroethene	ND	0.11	0.50	ug/L	1	10/21/2016	10/21/2016 16:59	EPA 8260B	
trans-1,3-Dichloropropene	ND	0.096	0.50	ug/L	1	10/21/2016	10/21/2016 16:59	EPA 8260B	
Trichloroethene	0.19	0.062	0.50	ug/L	1	10/21/2016	10/21/2016 16:59	EPA 8260B	J
Trichlorofluoromethane	ND	0.13	0.50	ug/L	1	10/21/2016	10/21/2016 16:59	EPA 8260B	
Vinyl chloride	ND	0.16	0.50	ug/L	1	10/21/2016	10/21/2016 16:59	EPA 8260B	
Surrogate: Dibromofluoromethane			112 %	60-140		10/21/2016	10/21/2016 16:59	EPA 8260B	
Surrogate: Toluene-d8			96.1 %	60-140		10/21/2016	10/21/2016 16:59	EPA 8260B	
Surrogate: 4-Bromofluorobenzene			102 %	60-140		10/21/2016	10/21/2016 16:59	EPA 8260B	



2525 Advance Road
Madison, WI 53718
608.221.8700 Phone
608.221.4889 Fax

TRC Environmental Corporation, Inc.
708 Heartland Trail, Ste 3000
Madison WI, 53717

Project: Madison Kipp Corp. Quarterly Sampling
Project Number: 243950.000001
Project Manager: Andrew Stehn

MW-22S
A164301-41 (Water)

Date Sampled
10/14/2016 15:41

Analyte	Result	Limit of Detection	Limit of Quantitation	Units	Dilution	Prepared	Analyzed	Method	Qualifiers
---------	--------	--------------------	-----------------------	-------	----------	----------	----------	--------	------------

ECCS

Volatile Organic Compounds by Method 8260 - Purge and Trap

Preparation Batch:A610051

1,1,1,2-Tetrachloroethane	ND	0.11	0.50	ug/L	1	10/21/2016	10/22/2016 03:53	EPA 8260B	
1,1,1-Trichloroethane	ND	0.10	0.50	ug/L	1	10/21/2016	10/22/2016 03:53	EPA 8260B	
1,1,2,2-Tetrachloroethane	ND	0.099	0.50	ug/L	1	10/21/2016	10/22/2016 03:53	EPA 8260B	
1,1,2-Trichloroethane	ND	0.10	0.50	ug/L	1	10/21/2016	10/22/2016 03:53	EPA 8260B	
1,1,2-Trichlorotrifluoroethane	ND	0.13	0.50	ug/L	1	10/21/2016	10/22/2016 03:53	EPA 8260B	
1,1-Dichloroethane	ND	0.12	0.50	ug/L	1	10/21/2016	10/22/2016 03:53	EPA 8260B	
1,1-Dichloroethene	ND	0.14	0.50	ug/L	1	10/21/2016	10/22/2016 03:53	EPA 8260B	
1,1-Dichloropropene	ND	0.11	0.50	ug/L	1	10/21/2016	10/22/2016 03:53	EPA 8260B	
1,2,3-Trichlorobenzene	ND	0.045	2.0	ug/L	1	10/21/2016	10/22/2016 03:53	EPA 8260B	
1,2,3-Trichloropropane	ND	0.15	1.0	ug/L	1	10/21/2016	10/22/2016 03:53	EPA 8260B	
1,2,4-Trichlorobenzene	ND	0.077	2.0	ug/L	1	10/21/2016	10/22/2016 03:53	EPA 8260B	
1,2,4-Trimethylbenzene	ND	0.060	0.50	ug/L	1	10/21/2016	10/22/2016 03:53	EPA 8260B	
1,2-Dibromo-3-chloropropane	ND	0.25	0.50	ug/L	1	10/21/2016	10/22/2016 03:53	EPA 8260B	
1,2-Dibromoethane (EDB)	ND	0.13	0.50	ug/L	1	10/21/2016	10/22/2016 03:53	EPA 8260B	
1,2-Dichlorobenzene	ND	0.076	0.50	ug/L	1	10/21/2016	10/22/2016 03:53	EPA 8260B	
1,2-Dichloroethane	ND	0.078	0.50	ug/L	1	10/21/2016	10/22/2016 03:53	EPA 8260B	
1,2-Dichloropropane	ND	0.10	0.50	ug/L	1	10/21/2016	10/22/2016 03:53	EPA 8260B	
1,3,5-Trimethylbenzene	ND	0.075	0.50	ug/L	1	10/21/2016	10/22/2016 03:53	EPA 8260B	
1,3-Dichlorobenzene	ND	0.096	0.50	ug/L	1	10/21/2016	10/22/2016 03:53	EPA 8260B	
1,3-Dichloropropane	ND	0.11	0.50	ug/L	1	10/21/2016	10/22/2016 03:53	EPA 8260B	
1,4-Dichlorobenzene	ND	0.070	0.50	ug/L	1	10/21/2016	10/22/2016 03:53	EPA 8260B	
2,2-Dichloropropane	ND	0.14	0.50	ug/L	1	10/21/2016	10/22/2016 03:53	EPA 8260B	
2-Butanone	ND	3.0	20	ug/L	1	10/21/2016	10/22/2016 03:53	EPA 8260B	
2-Chlorotoluene	ND	0.075	0.50	ug/L	1	10/21/2016	10/22/2016 03:53	EPA 8260B	
2-Hexanone	ND	0.95	20	ug/L	1	10/21/2016	10/22/2016 03:53	EPA 8260B	
4-Chlorotoluene	ND	0.073	0.50	ug/L	1	10/21/2016	10/22/2016 03:53	EPA 8260B	
4-Methyl-2-pentanone	ND	0.77	20	ug/L	1	10/21/2016	10/22/2016 03:53	EPA 8260B	
Acetone	ND	3.4	20	ug/L	1	10/21/2016	10/22/2016 03:53	EPA 8260B	
Benzene	ND	0.089	0.50	ug/L	1	10/21/2016	10/22/2016 03:53	EPA 8260B	
Bromobenzene	ND	0.084	0.50	ug/L	1	10/21/2016	10/22/2016 03:53	EPA 8260B	
Bromochloromethane	ND	0.31	0.50	ug/L	1	10/21/2016	10/22/2016 03:53	EPA 8260B	
Bromodichloromethane	ND	0.077	0.50	ug/L	1	10/21/2016	10/22/2016 03:53	EPA 8260B	
Bromoform	ND	0.088	0.50	ug/L	1	10/21/2016	10/22/2016 03:53	EPA 8260B	
Bromomethane	ND	0.59	5.0	ug/L	1	10/21/2016	10/22/2016 03:53	EPA 8260B	
Carbon disulfide	ND	0.053	0.50	ug/L	1	10/21/2016	10/22/2016 03:53	EPA 8260B	
Carbon tetrachloride	ND	0.038	0.50	ug/L	1	10/21/2016	10/22/2016 03:53	EPA 8260B	
Chlorobenzene	ND	0.073	0.50	ug/L	1	10/21/2016	10/22/2016 03:53	EPA 8260B	
Chloroethane	ND	0.25	5.0	ug/L	1	10/21/2016	10/22/2016 03:53	EPA 8260B	
Chloroform	0.91	0.062	0.50	ug/L	1	10/21/2016	10/22/2016 03:53	EPA 8260B	HC
Chloromethane	0.72	0.16	2.0	ug/L	1	10/21/2016	10/22/2016 03:53	EPA 8260B	HC, J



2525 Advance Road
Madison, WI 53718
608.221.8700 Phone
608.221.4889 Fax

TRC Environmental Corporation, Inc.
708 Heartland Trail, Ste 3000
Madison WI, 53717

Project: Madison Kipp Corp. Quarterly Sampling
Project Number: 243950.000001
Project Manager: Andrew Stehn

MW-22S
A164301-41 (Water)

Date Sampled
10/14/2016 15:41

Analyte	Result	Limit of Detection	Limit of Quantitation	Units	Dilution	Prepared	Analyzed	Method	Qualifiers
---------	--------	--------------------	-----------------------	-------	----------	----------	----------	--------	------------

ECCS

Volatile Organic Compounds by Method 8260 - Purge and Trap

Preparation Batch:A610051

cis-1,2-Dichloroethene	46	0.11	0.50	ug/L	1	10/21/2016	10/22/2016 03:53	EPA 8260B	
cis-1,3-Dichloropropene	ND	0.061	0.50	ug/L	1	10/21/2016	10/22/2016 03:53	EPA 8260B	
Dibromochloromethane	ND	0.091	0.50	ug/L	1	10/21/2016	10/22/2016 03:53	EPA 8260B	
Dibromomethane	ND	0.14	0.50	ug/L	1	10/21/2016	10/22/2016 03:53	EPA 8260B	
Dichlorodifluoromethane	ND	0.11	0.50	ug/L	1	10/21/2016	10/22/2016 03:53	EPA 8260B	
Diisopropyl Ether	ND	0.15	0.50	ug/L	1	10/21/2016	10/22/2016 03:53	EPA 8260B	
Ethylbenzene	ND	0.054	0.50	ug/L	1	10/21/2016	10/22/2016 03:53	EPA 8260B	
Hexachlorobutadiene	ND	0.13	2.0	ug/L	1	10/21/2016	10/22/2016 03:53	EPA 8260B	
Isopropylbenzene	ND	0.081	0.50	ug/L	1	10/21/2016	10/22/2016 03:53	EPA 8260B	
m,p-Xylene	ND	0.057	1.0	ug/L	1	10/21/2016	10/22/2016 03:53	EPA 8260B	
Methyl t-Butyl Ether	ND	0.14	0.50	ug/L	1	10/21/2016	10/22/2016 03:53	EPA 8260B	
Methylene chloride	ND	0.14	2.0	ug/L	1	10/21/2016	10/22/2016 03:53	EPA 8260B	
Naphthalene	ND	0.088	5.0	ug/L	1	10/21/2016	10/22/2016 03:53	EPA 8260B	
n-Butyl Benzene	ND	0.14	0.50	ug/L	1	10/21/2016	10/22/2016 03:53	EPA 8260B	
n-Hexane	ND	0.21	0.50	ug/L	1	10/21/2016	10/22/2016 03:53	EPA 8260B	
n-Propyl Benzene	ND	0.10	0.50	ug/L	1	10/21/2016	10/22/2016 03:53	EPA 8260B	
o-Xylene	ND	0.058	0.50	ug/L	1	10/21/2016	10/22/2016 03:53	EPA 8260B	
p-Isopropyltoluene	ND	0.085	0.50	ug/L	1	10/21/2016	10/22/2016 03:53	EPA 8260B	
sec-Butyl Benzene	ND	0.13	0.50	ug/L	1	10/21/2016	10/22/2016 03:53	EPA 8260B	
Styrene	ND	0.065	0.50	ug/L	1	10/21/2016	10/22/2016 03:53	EPA 8260B	
tert-Butylbenzene	ND	0.12	0.50	ug/L	1	10/21/2016	10/22/2016 03:53	EPA 8260B	
Tetrachloroethene	18	0.081	0.50	ug/L	1	10/21/2016	10/22/2016 03:53	EPA 8260B	
Tetrahydrofuran	ND	1.2	10	ug/L	1	10/21/2016	10/22/2016 03:53	EPA 8260B	
Toluene	0.12	0.053	0.50	ug/L	1	10/21/2016	10/22/2016 03:53	EPA 8260B	J
trans-1,2-Dichloroethene	0.36	0.11	0.50	ug/L	1	10/21/2016	10/22/2016 03:53	EPA 8260B	J
trans-1,3-Dichloropropene	ND	0.096	0.50	ug/L	1	10/21/2016	10/22/2016 03:53	EPA 8260B	
Trichloroethene	9.8	0.062	0.50	ug/L	1	10/21/2016	10/22/2016 03:53	EPA 8260B	
Trichlorofluoromethane	ND	0.13	0.50	ug/L	1	10/21/2016	10/22/2016 03:53	EPA 8260B	
Vinyl chloride	0.40	0.16	0.50	ug/L	1	10/21/2016	10/22/2016 03:53	EPA 8260B	HC, J
Surrogate: Dibromofluoromethane			119 %	60-140		10/21/2016	10/22/2016 03:53	EPA 8260B	
Surrogate: Toluene-d8			94.9 %	60-140		10/21/2016	10/22/2016 03:53	EPA 8260B	
Surrogate: 4-Bromofluorobenzene			99.7 %	60-140		10/21/2016	10/22/2016 03:53	EPA 8260B	

Pace Analytical

SM 2540C

Preparation Batch:WET 26550

Total Dissolved Solids	806	8.7	20.0	mg/L	1	10/20/2016	10/20/2016 16:10	SM 2540C	
-------------------------------	------------	-----	------	------	---	------------	------------------	----------	--

SM 2540D

Preparation Batch:WET 26542

Total Suspended Solids	4.0	0.95	2.0	mg/L	1	10/20/2016	10/20/2016 10:14	SM 2540D	
-------------------------------	------------	------	-----	------	---	------------	------------------	----------	--



2525 Advance Road
 Madison, WI 53718
 608.221.8700 Phone
 608.221.4889 Fax

TRC Environmental Corporation, Inc. 708 Heartland Trail, Ste 3000 Madison WI, 53717	Project: Madison Kipp Corp. Quarterly Sampling Project Number: 243950.000001 Project Manager: Andrew Stehn
---	--

MW-22S
A164301-41 (Water)

Date Sampled
 10/14/2016 15:41

Analyte	Result	Limit of Detection	Limit of Quantitation	Units	Dilution	Prepared	Analyzed	Method	Qualifiers
---------	--------	--------------------	-----------------------	-------	----------	----------	----------	--------	------------



2525 Advance Road
 Madison, WI 53718
 608.221.8700 Phone
 608.221.4889 Fax

TRC Environmental Corporation, Inc.
 708 Heartland Trail, Ste 3000
 Madison WI, 53717

Project: Madison Kipp Corp. Quarterly Sampling
 Project Number: 243950.000001
 Project Manager: Andrew Stehn

MW-22D
A164301-42 (Water)

Date Sampled
 10/14/2016 15:37

Analyte	Result	Limit of Detection	Limit of Quantitation	Units	Dilution	Prepared	Analyzed	Method	Qualifiers
---------	--------	--------------------	-----------------------	-------	----------	----------	----------	--------	------------

ECCS

Volatile Organic Compounds by Method 8260 - Purge and Trap

Preparation Batch:A610051

1,1,1,2-Tetrachloroethane	ND	0.44	2.0	ug/L	4	10/21/2016	10/22/2016 04:48	EPA 8260B	
1,1,1-Trichloroethane	ND	0.40	2.0	ug/L	4	10/21/2016	10/22/2016 04:48	EPA 8260B	
1,1,2,2-Tetrachloroethane	ND	0.40	2.0	ug/L	4	10/21/2016	10/22/2016 04:48	EPA 8260B	
1,1,2-Trichloroethane	ND	0.40	2.0	ug/L	4	10/21/2016	10/22/2016 04:48	EPA 8260B	
1,1,2-Trichlorotrifluoroethane	ND	0.52	2.0	ug/L	4	10/21/2016	10/22/2016 04:48	EPA 8260B	
1,1-Dichloroethane	ND	0.48	2.0	ug/L	4	10/21/2016	10/22/2016 04:48	EPA 8260B	
1,1-Dichloroethene	ND	0.56	2.0	ug/L	4	10/21/2016	10/22/2016 04:48	EPA 8260B	
1,1-Dichloropropene	ND	0.44	2.0	ug/L	4	10/21/2016	10/22/2016 04:48	EPA 8260B	
1,2,3-Trichlorobenzene	ND	0.18	8.0	ug/L	4	10/21/2016	10/22/2016 04:48	EPA 8260B	
1,2,3-Trichloropropane	ND	0.60	4.0	ug/L	4	10/21/2016	10/22/2016 04:48	EPA 8260B	
1,2,4-Trichlorobenzene	ND	0.31	8.0	ug/L	4	10/21/2016	10/22/2016 04:48	EPA 8260B	
1,2,4-Trimethylbenzene	ND	0.24	2.0	ug/L	4	10/21/2016	10/22/2016 04:48	EPA 8260B	
1,2-Dibromo-3-chloropropane	ND	1.0	2.0	ug/L	4	10/21/2016	10/22/2016 04:48	EPA 8260B	
1,2-Dibromoethane (EDB)	ND	0.52	2.0	ug/L	4	10/21/2016	10/22/2016 04:48	EPA 8260B	
1,2-Dichlorobenzene	ND	0.30	2.0	ug/L	4	10/21/2016	10/22/2016 04:48	EPA 8260B	
1,2-Dichloroethane	ND	0.31	2.0	ug/L	4	10/21/2016	10/22/2016 04:48	EPA 8260B	
1,2-Dichloropropane	ND	0.40	2.0	ug/L	4	10/21/2016	10/22/2016 04:48	EPA 8260B	
1,3,5-Trimethylbenzene	ND	0.30	2.0	ug/L	4	10/21/2016	10/22/2016 04:48	EPA 8260B	
1,3-Dichlorobenzene	ND	0.38	2.0	ug/L	4	10/21/2016	10/22/2016 04:48	EPA 8260B	
1,3-Dichloropropane	ND	0.44	2.0	ug/L	4	10/21/2016	10/22/2016 04:48	EPA 8260B	
1,4-Dichlorobenzene	ND	0.28	2.0	ug/L	4	10/21/2016	10/22/2016 04:48	EPA 8260B	
2,2-Dichloropropane	ND	0.56	2.0	ug/L	4	10/21/2016	10/22/2016 04:48	EPA 8260B	
2-Butanone	ND	12	80	ug/L	4	10/21/2016	10/22/2016 04:48	EPA 8260B	
2-Chlorotoluene	ND	0.30	2.0	ug/L	4	10/21/2016	10/22/2016 04:48	EPA 8260B	
2-Hexanone	ND	3.8	80	ug/L	4	10/21/2016	10/22/2016 04:48	EPA 8260B	
4-Chlorotoluene	ND	0.29	2.0	ug/L	4	10/21/2016	10/22/2016 04:48	EPA 8260B	
4-Methyl-2-pentanone	ND	3.1	80	ug/L	4	10/21/2016	10/22/2016 04:48	EPA 8260B	
Acetone	ND	14	80	ug/L	4	10/21/2016	10/22/2016 04:48	EPA 8260B	
Benzene	ND	0.36	2.0	ug/L	4	10/21/2016	10/22/2016 04:48	EPA 8260B	
Bromobenzene	ND	0.34	2.0	ug/L	4	10/21/2016	10/22/2016 04:48	EPA 8260B	
Bromochloromethane	ND	1.2	2.0	ug/L	4	10/21/2016	10/22/2016 04:48	EPA 8260B	
Bromodichloromethane	ND	0.31	2.0	ug/L	4	10/21/2016	10/22/2016 04:48	EPA 8260B	
Bromoform	ND	0.35	2.0	ug/L	4	10/21/2016	10/22/2016 04:48	EPA 8260B	
Bromomethane	ND	2.4	20	ug/L	4	10/21/2016	10/22/2016 04:48	EPA 8260B	
Carbon disulfide	ND	0.21	2.0	ug/L	4	10/21/2016	10/22/2016 04:48	EPA 8260B	
Carbon tetrachloride	ND	0.15	2.0	ug/L	4	10/21/2016	10/22/2016 04:48	EPA 8260B	
Chlorobenzene	ND	0.29	2.0	ug/L	4	10/21/2016	10/22/2016 04:48	EPA 8260B	
Chloroethane	ND	1.0	20	ug/L	4	10/21/2016	10/22/2016 04:48	EPA 8260B	
Chloroform	ND	0.25	2.0	ug/L	4	10/21/2016	10/22/2016 04:48	EPA 8260B	



2525 Advance Road
Madison, WI 53718
608.221.8700 Phone
608.221.4889 Fax

TRC Environmental Corporation, Inc.
708 Heartland Trail, Ste 3000
Madison WI, 53717

Project: Madison Kipp Corp. Quarterly Sampling
Project Number: 243950.000001
Project Manager: Andrew Stehn

MW-22D
A164301-42 (Water)

Date Sampled
10/14/2016 15:37

Analyte	Result	Limit of Detection	Limit of Quantitation	Units	Dilution	Prepared	Analyzed	Method	Qualifiers
---------	--------	--------------------	-----------------------	-------	----------	----------	----------	--------	------------

ECCS

Volatile Organic Compounds by Method 8260 - Purge and Trap

Preparation Batch:A610051

Chloromethane	3.4	0.64	8.0	ug/L	4	10/21/2016	10/22/2016 04:48	EPA 8260B	HC, J, D
cis-1,2-Dichloroethene	5.6	0.44	2.0	ug/L	4	10/21/2016	10/22/2016 04:48	EPA 8260B	D
cis-1,3-Dichloropropene	ND	0.24	2.0	ug/L	4	10/21/2016	10/22/2016 04:48	EPA 8260B	
Dibromochloromethane	ND	0.36	2.0	ug/L	4	10/21/2016	10/22/2016 04:48	EPA 8260B	
Dibromomethane	ND	0.56	2.0	ug/L	4	10/21/2016	10/22/2016 04:48	EPA 8260B	
Dichlorodifluoromethane	ND	0.44	2.0	ug/L	4	10/21/2016	10/22/2016 04:48	EPA 8260B	
Diisopropyl Ether	ND	0.60	2.0	ug/L	4	10/21/2016	10/22/2016 04:48	EPA 8260B	
Ethylbenzene	ND	0.22	2.0	ug/L	4	10/21/2016	10/22/2016 04:48	EPA 8260B	
Hexachlorobutadiene	ND	0.52	8.0	ug/L	4	10/21/2016	10/22/2016 04:48	EPA 8260B	
Isopropylbenzene	ND	0.32	2.0	ug/L	4	10/21/2016	10/22/2016 04:48	EPA 8260B	
m,p-Xylene	ND	0.23	4.0	ug/L	4	10/21/2016	10/22/2016 04:48	EPA 8260B	
Methyl t-Butyl Ether	ND	0.56	2.0	ug/L	4	10/21/2016	10/22/2016 04:48	EPA 8260B	
Methylene chloride	ND	0.56	8.0	ug/L	4	10/21/2016	10/22/2016 04:48	EPA 8260B	
Naphthalene	ND	0.35	20	ug/L	4	10/21/2016	10/22/2016 04:48	EPA 8260B	
n-Butyl Benzene	ND	0.56	2.0	ug/L	4	10/21/2016	10/22/2016 04:48	EPA 8260B	
n-Hexane	ND	0.84	2.0	ug/L	4	10/21/2016	10/22/2016 04:48	EPA 8260B	
n-Propyl Benzene	ND	0.40	2.0	ug/L	4	10/21/2016	10/22/2016 04:48	EPA 8260B	
o-Xylene	ND	0.23	2.0	ug/L	4	10/21/2016	10/22/2016 04:48	EPA 8260B	
p-Isopropyltoluene	ND	0.34	2.0	ug/L	4	10/21/2016	10/22/2016 04:48	EPA 8260B	
sec-Butyl Benzene	ND	0.52	2.0	ug/L	4	10/21/2016	10/22/2016 04:48	EPA 8260B	
Styrene	ND	0.26	2.0	ug/L	4	10/21/2016	10/22/2016 04:48	EPA 8260B	
tert-Butylbenzene	ND	0.48	2.0	ug/L	4	10/21/2016	10/22/2016 04:48	EPA 8260B	
Tetrachloroethene	92	0.32	2.0	ug/L	4	10/21/2016	10/22/2016 04:48	EPA 8260B	D
Tetrahydrofuran	ND	4.8	40	ug/L	4	10/21/2016	10/22/2016 04:48	EPA 8260B	
Toluene	0.48	0.21	2.0	ug/L	4	10/21/2016	10/22/2016 04:48	EPA 8260B	J, D
trans-1,2-Dichloroethene	ND	0.44	2.0	ug/L	4	10/21/2016	10/22/2016 04:48	EPA 8260B	
trans-1,3-Dichloropropene	ND	0.38	2.0	ug/L	4	10/21/2016	10/22/2016 04:48	EPA 8260B	
Trichloroethene	4.4	0.25	2.0	ug/L	4	10/21/2016	10/22/2016 04:48	EPA 8260B	D
Trichlorofluoromethane	ND	0.52	2.0	ug/L	4	10/21/2016	10/22/2016 04:48	EPA 8260B	
Vinyl chloride	2.2	0.64	2.0	ug/L	4	10/21/2016	10/22/2016 04:48	EPA 8260B	HC, D
Surrogate: Dibromofluoromethane			120 %	60-140		10/21/2016	10/22/2016 04:48	EPA 8260B	
Surrogate: Toluene-d8			94.4 %	60-140		10/21/2016	10/22/2016 04:48	EPA 8260B	
Surrogate: 4-Bromofluorobenzene			97.8 %	60-140		10/21/2016	10/22/2016 04:48	EPA 8260B	



2525 Advance Road
 Madison, WI 53718
 608.221.8700 Phone
 608.221.4889 Fax

TRC Environmental Corporation, Inc.
 708 Heartland Trail, Ste 3000
 Madison WI, 53717

Project: Madison Kipp Corp. Quarterly Sampling
 Project Number: 243950.000001
 Project Manager: Andrew Stehn

DUP-01
A164301-43 (Water)

Date Sampled
 10/11/2016 00:00

Analyte	Result	Limit of Detection	Limit of Quantitation	Units	Dilution	Prepared	Analyzed	Method	Qualifiers
---------	--------	--------------------	-----------------------	-------	----------	----------	----------	--------	------------

ECCS

Volatile Organic Compounds by Method 8260 - Purge and Trap

Preparation Batch:A610051

1,1,1,2-Tetrachloroethane	ND	0.22	1.0	ug/L	2	10/21/2016	10/22/2016 05:15	EPA 8260B	
1,1,1-Trichloroethane	ND	0.20	1.0	ug/L	2	10/21/2016	10/22/2016 05:15	EPA 8260B	
1,1,2,2-Tetrachloroethane	ND	0.20	1.0	ug/L	2	10/21/2016	10/22/2016 05:15	EPA 8260B	
1,1,2-Trichloroethane	ND	0.20	1.0	ug/L	2	10/21/2016	10/22/2016 05:15	EPA 8260B	
1,1,2-Trichlorotrifluoroethane	ND	0.26	1.0	ug/L	2	10/21/2016	10/22/2016 05:15	EPA 8260B	
1,1-Dichloroethane	ND	0.24	1.0	ug/L	2	10/21/2016	10/22/2016 05:15	EPA 8260B	
1,1-Dichloroethene	ND	0.28	1.0	ug/L	2	10/21/2016	10/22/2016 05:15	EPA 8260B	
1,1-Dichloropropene	ND	0.22	1.0	ug/L	2	10/21/2016	10/22/2016 05:15	EPA 8260B	
1,2,3-Trichlorobenzene	ND	0.090	4.0	ug/L	2	10/21/2016	10/22/2016 05:15	EPA 8260B	
1,2,3-Trichloropropane	ND	0.30	2.0	ug/L	2	10/21/2016	10/22/2016 05:15	EPA 8260B	
1,2,4-Trichlorobenzene	ND	0.15	4.0	ug/L	2	10/21/2016	10/22/2016 05:15	EPA 8260B	
1,2,4-Trimethylbenzene	ND	0.12	1.0	ug/L	2	10/21/2016	10/22/2016 05:15	EPA 8260B	
1,2-Dibromo-3-chloropropane	ND	0.50	1.0	ug/L	2	10/21/2016	10/22/2016 05:15	EPA 8260B	
1,2-Dibromoethane (EDB)	ND	0.26	1.0	ug/L	2	10/21/2016	10/22/2016 05:15	EPA 8260B	
1,2-Dichlorobenzene	ND	0.15	1.0	ug/L	2	10/21/2016	10/22/2016 05:15	EPA 8260B	
1,2-Dichloroethane	ND	0.16	1.0	ug/L	2	10/21/2016	10/22/2016 05:15	EPA 8260B	
1,2-Dichloropropane	ND	0.20	1.0	ug/L	2	10/21/2016	10/22/2016 05:15	EPA 8260B	
1,3,5-Trimethylbenzene	ND	0.15	1.0	ug/L	2	10/21/2016	10/22/2016 05:15	EPA 8260B	
1,3-Dichlorobenzene	ND	0.19	1.0	ug/L	2	10/21/2016	10/22/2016 05:15	EPA 8260B	
1,3-Dichloropropane	ND	0.22	1.0	ug/L	2	10/21/2016	10/22/2016 05:15	EPA 8260B	
1,4-Dichlorobenzene	ND	0.14	1.0	ug/L	2	10/21/2016	10/22/2016 05:15	EPA 8260B	
2,2-Dichloropropane	ND	0.28	1.0	ug/L	2	10/21/2016	10/22/2016 05:15	EPA 8260B	
2-Butanone	ND	6.0	40	ug/L	2	10/21/2016	10/22/2016 05:15	EPA 8260B	
2-Chlorotoluene	ND	0.15	1.0	ug/L	2	10/21/2016	10/22/2016 05:15	EPA 8260B	
2-Hexanone	ND	1.9	40	ug/L	2	10/21/2016	10/22/2016 05:15	EPA 8260B	
4-Chlorotoluene	ND	0.15	1.0	ug/L	2	10/21/2016	10/22/2016 05:15	EPA 8260B	
4-Methyl-2-pentanone	ND	1.5	40	ug/L	2	10/21/2016	10/22/2016 05:15	EPA 8260B	
Acetone	ND	6.8	40	ug/L	2	10/21/2016	10/22/2016 05:15	EPA 8260B	
Benzene	ND	0.18	1.0	ug/L	2	10/21/2016	10/22/2016 05:15	EPA 8260B	
Bromobenzene	ND	0.17	1.0	ug/L	2	10/21/2016	10/22/2016 05:15	EPA 8260B	
Bromochloromethane	ND	0.62	1.0	ug/L	2	10/21/2016	10/22/2016 05:15	EPA 8260B	
Bromodichloromethane	ND	0.15	1.0	ug/L	2	10/21/2016	10/22/2016 05:15	EPA 8260B	
Bromoform	ND	0.18	1.0	ug/L	2	10/21/2016	10/22/2016 05:15	EPA 8260B	
Bromomethane	ND	1.2	10	ug/L	2	10/21/2016	10/22/2016 05:15	EPA 8260B	
Carbon disulfide	ND	0.11	1.0	ug/L	2	10/21/2016	10/22/2016 05:15	EPA 8260B	
Carbon tetrachloride	ND	0.076	1.0	ug/L	2	10/21/2016	10/22/2016 05:15	EPA 8260B	
Chlorobenzene	ND	0.15	1.0	ug/L	2	10/21/2016	10/22/2016 05:15	EPA 8260B	
Chloroethane	ND	0.50	10	ug/L	2	10/21/2016	10/22/2016 05:15	EPA 8260B	
Chloroform	ND	0.12	1.0	ug/L	2	10/21/2016	10/22/2016 05:15	EPA 8260B	



2525 Advance Road
Madison, WI 53718
608.221.8700 Phone
608.221.4889 Fax

TRC Environmental Corporation, Inc.
708 Heartland Trail, Ste 3000
Madison WI, 53717

Project: Madison Kipp Corp. Quarterly Sampling
Project Number: 243950.000001
Project Manager: Andrew Stehn

DUP-01
A164301-43 (Water)

Date Sampled
10/11/2016 00:00

Analyte	Result	Limit of Detection	Limit of Quantitation	Units	Dilution	Prepared	Analyzed	Method	Qualifiers
---------	--------	--------------------	-----------------------	-------	----------	----------	----------	--------	------------

ECCS

Volatile Organic Compounds by Method 8260 - Purge and Trap

Preparation Batch:A610051

Chloromethane	1.0	0.32	4.0	ug/L	2	10/21/2016	10/22/2016 05:15	EPA 8260B	HC, J, D
cis-1,2-Dichloroethene	23	0.22	1.0	ug/L	2	10/21/2016	10/22/2016 05:15	EPA 8260B	D
cis-1,3-Dichloropropene	ND	0.12	1.0	ug/L	2	10/21/2016	10/22/2016 05:15	EPA 8260B	
Dibromochloromethane	ND	0.18	1.0	ug/L	2	10/21/2016	10/22/2016 05:15	EPA 8260B	
Dibromomethane	ND	0.28	1.0	ug/L	2	10/21/2016	10/22/2016 05:15	EPA 8260B	
Dichlorodifluoromethane	ND	0.22	1.0	ug/L	2	10/21/2016	10/22/2016 05:15	EPA 8260B	
Diisopropyl Ether	ND	0.30	1.0	ug/L	2	10/21/2016	10/22/2016 05:15	EPA 8260B	
Ethylbenzene	ND	0.11	1.0	ug/L	2	10/21/2016	10/22/2016 05:15	EPA 8260B	
Hexachlorobutadiene	ND	0.26	4.0	ug/L	2	10/21/2016	10/22/2016 05:15	EPA 8260B	
Isopropylbenzene	ND	0.16	1.0	ug/L	2	10/21/2016	10/22/2016 05:15	EPA 8260B	
m,p-Xylene	ND	0.11	2.0	ug/L	2	10/21/2016	10/22/2016 05:15	EPA 8260B	
Methyl t-Butyl Ether	ND	0.28	1.0	ug/L	2	10/21/2016	10/22/2016 05:15	EPA 8260B	
Methylene chloride	ND	0.28	4.0	ug/L	2	10/21/2016	10/22/2016 05:15	EPA 8260B	
Naphthalene	ND	0.18	10	ug/L	2	10/21/2016	10/22/2016 05:15	EPA 8260B	
n-Butyl Benzene	ND	0.28	1.0	ug/L	2	10/21/2016	10/22/2016 05:15	EPA 8260B	
n-Hexane	ND	0.42	1.0	ug/L	2	10/21/2016	10/22/2016 05:15	EPA 8260B	
n-Propyl Benzene	ND	0.20	1.0	ug/L	2	10/21/2016	10/22/2016 05:15	EPA 8260B	
o-Xylene	ND	0.12	1.0	ug/L	2	10/21/2016	10/22/2016 05:15	EPA 8260B	
p-Isopropyltoluene	ND	0.17	1.0	ug/L	2	10/21/2016	10/22/2016 05:15	EPA 8260B	
sec-Butyl Benzene	ND	0.26	1.0	ug/L	2	10/21/2016	10/22/2016 05:15	EPA 8260B	
Styrene	ND	0.13	1.0	ug/L	2	10/21/2016	10/22/2016 05:15	EPA 8260B	
tert-Butylbenzene	ND	0.24	1.0	ug/L	2	10/21/2016	10/22/2016 05:15	EPA 8260B	
Tetrachloroethene	63	0.16	1.0	ug/L	2	10/21/2016	10/22/2016 05:15	EPA 8260B	D
Tetrahydrofuran	ND	2.4	20	ug/L	2	10/21/2016	10/22/2016 05:15	EPA 8260B	
Toluene	0.18	0.11	1.0	ug/L	2	10/21/2016	10/22/2016 05:15	EPA 8260B	J, D
trans-1,2-Dichloroethene	0.66	0.22	1.0	ug/L	2	10/21/2016	10/22/2016 05:15	EPA 8260B	J, D
trans-1,3-Dichloropropene	ND	0.19	1.0	ug/L	2	10/21/2016	10/22/2016 05:15	EPA 8260B	
Trichloroethene	45	0.12	1.0	ug/L	2	10/21/2016	10/22/2016 05:15	EPA 8260B	D
Trichlorofluoromethane	ND	0.26	1.0	ug/L	2	10/21/2016	10/22/2016 05:15	EPA 8260B	
Vinyl chloride	ND	0.32	1.0	ug/L	2	10/21/2016	10/22/2016 05:15	EPA 8260B	
<i>Surrogate: Dibromofluoromethane</i>			123 %	60-140		10/21/2016	10/22/2016 05:15	EPA 8260B	
<i>Surrogate: Toluene-d8</i>			94.5 %	60-140		10/21/2016	10/22/2016 05:15	EPA 8260B	
<i>Surrogate: 4-Bromofluorobenzene</i>			99.4 %	60-140		10/21/2016	10/22/2016 05:15	EPA 8260B	



2525 Advance Road
 Madison, WI 53718
 608.221.8700 Phone
 608.221.4889 Fax

TRC Environmental Corporation, Inc.
 708 Heartland Trail, Ste 3000
 Madison WI, 53717

Project: Madison Kipp Corp. Quarterly Sampling
 Project Number: 243950.000001
 Project Manager: Andrew Stehn

DUP-02
A164301-44 (Water)

Date Sampled
 10/12/2016 00:00

Analyte	Result	Limit of Detection	Limit of Quantitation	Units	Dilution	Prepared	Analyzed	Method	Qualifiers
---------	--------	--------------------	-----------------------	-------	----------	----------	----------	--------	------------

ECCS

Volatile Organic Compounds by Method 8260 - Purge and Trap

Preparation Batch:A610051

1,1,1,2-Tetrachloroethane	ND	5.5	25	ug/L	50	10/21/2016	10/22/2016 05:42	EPA 8260B	
1,1,1-Trichloroethane	ND	5.0	25	ug/L	50	10/21/2016	10/22/2016 05:42	EPA 8260B	
1,1,2,2-Tetrachloroethane	ND	5.0	25	ug/L	50	10/21/2016	10/22/2016 05:42	EPA 8260B	
1,1,2-Trichloroethane	ND	5.0	25	ug/L	50	10/21/2016	10/22/2016 05:42	EPA 8260B	
1,1,2-Trichlorotrifluoroethane	ND	6.5	25	ug/L	50	10/21/2016	10/22/2016 05:42	EPA 8260B	
1,1-Dichloroethane	ND	6.0	25	ug/L	50	10/21/2016	10/22/2016 05:42	EPA 8260B	
1,1-Dichloroethene	ND	7.0	25	ug/L	50	10/21/2016	10/22/2016 05:42	EPA 8260B	
1,1-Dichloropropene	ND	5.5	25	ug/L	50	10/21/2016	10/22/2016 05:42	EPA 8260B	
1,2,3-Trichlorobenzene	ND	2.3	100	ug/L	50	10/21/2016	10/22/2016 05:42	EPA 8260B	
1,2,3-Trichloropropane	ND	7.5	50	ug/L	50	10/21/2016	10/22/2016 05:42	EPA 8260B	
1,2,4-Trichlorobenzene	ND	3.9	100	ug/L	50	10/21/2016	10/22/2016 05:42	EPA 8260B	
1,2,4-Trimethylbenzene	110	3.0	25	ug/L	50	10/21/2016	10/22/2016 05:42	EPA 8260B	D
1,2-Dibromo-3-chloropropane	ND	13	25	ug/L	50	10/21/2016	10/22/2016 05:42	EPA 8260B	
1,2-Dibromoethane (EDB)	ND	6.5	25	ug/L	50	10/21/2016	10/22/2016 05:42	EPA 8260B	
1,2-Dichlorobenzene	ND	3.8	25	ug/L	50	10/21/2016	10/22/2016 05:42	EPA 8260B	
1,2-Dichloroethane	ND	3.9	25	ug/L	50	10/21/2016	10/22/2016 05:42	EPA 8260B	
1,2-Dichloropropane	ND	5.0	25	ug/L	50	10/21/2016	10/22/2016 05:42	EPA 8260B	
1,3,5-Trimethylbenzene	ND	3.8	25	ug/L	50	10/21/2016	10/22/2016 05:42	EPA 8260B	
1,3-Dichlorobenzene	ND	4.8	25	ug/L	50	10/21/2016	10/22/2016 05:42	EPA 8260B	
1,3-Dichloropropane	ND	5.5	25	ug/L	50	10/21/2016	10/22/2016 05:42	EPA 8260B	
1,4-Dichlorobenzene	ND	3.5	25	ug/L	50	10/21/2016	10/22/2016 05:42	EPA 8260B	
2,2-Dichloropropane	ND	7.0	25	ug/L	50	10/21/2016	10/22/2016 05:42	EPA 8260B	
2-Butanone	ND	150	1000	ug/L	50	10/21/2016	10/22/2016 05:42	EPA 8260B	
2-Chlorotoluene	ND	3.8	25	ug/L	50	10/21/2016	10/22/2016 05:42	EPA 8260B	
2-Hexanone	ND	48	1000	ug/L	50	10/21/2016	10/22/2016 05:42	EPA 8260B	
4-Chlorotoluene	ND	3.7	25	ug/L	50	10/21/2016	10/22/2016 05:42	EPA 8260B	
4-Methyl-2-pentanone	ND	39	1000	ug/L	50	10/21/2016	10/22/2016 05:42	EPA 8260B	
Acetone	ND	170	1000	ug/L	50	10/21/2016	10/22/2016 05:42	EPA 8260B	
Benzene	1700	4.5	25	ug/L	50	10/21/2016	10/22/2016 05:42	EPA 8260B	D
Bromobenzene	ND	4.2	25	ug/L	50	10/21/2016	10/22/2016 05:42	EPA 8260B	
Bromochloromethane	ND	16	25	ug/L	50	10/21/2016	10/22/2016 05:42	EPA 8260B	
Bromodichloromethane	ND	3.9	25	ug/L	50	10/21/2016	10/22/2016 05:42	EPA 8260B	
Bromoform	ND	4.4	25	ug/L	50	10/21/2016	10/22/2016 05:42	EPA 8260B	
Bromomethane	ND	30	250	ug/L	50	10/21/2016	10/22/2016 05:42	EPA 8260B	
Carbon disulfide	ND	2.7	25	ug/L	50	10/21/2016	10/22/2016 05:42	EPA 8260B	
Carbon tetrachloride	ND	1.9	25	ug/L	50	10/21/2016	10/22/2016 05:42	EPA 8260B	
Chlorobenzene	ND	3.7	25	ug/L	50	10/21/2016	10/22/2016 05:42	EPA 8260B	
Chloroethane	ND	13	250	ug/L	50	10/21/2016	10/22/2016 05:42	EPA 8260B	
Chloroform	ND	3.1	25	ug/L	50	10/21/2016	10/22/2016 05:42	EPA 8260B	
Chloromethane	47	8.0	100	ug/L	50	10/21/2016	10/22/2016 05:42	EPA 8260B	HC, J, D



2525 Advance Road
Madison, WI 53718
608.221.8700 Phone
608.221.4889 Fax

TRC Environmental Corporation, Inc.
708 Heartland Trail, Ste 3000
Madison WI, 53717

Project: Madison Kipp Corp. Quarterly Sampling
Project Number: 243950.000001
Project Manager: Andrew Stehn

DUP-02
A164301-44 (Water)

Date Sampled
10/12/2016 00:00

Analyte	Result	Limit of Detection	Limit of Quantitation	Units	Dilution	Prepared	Analyzed	Method	Qualifiers
---------	--------	--------------------	-----------------------	-------	----------	----------	----------	--------	------------

ECCS

Volatile Organic Compounds by Method 8260 - Purge and Trap

Preparation Batch:A610051

cis-1,2-Dichloroethene	ND	5.5	25	ug/L	50	10/21/2016	10/22/2016 05:42	EPA 8260B	
cis-1,3-Dichloropropene	ND	3.1	25	ug/L	50	10/21/2016	10/22/2016 05:42	EPA 8260B	
Dibromochloromethane	ND	4.6	25	ug/L	50	10/21/2016	10/22/2016 05:42	EPA 8260B	
Dibromomethane	ND	7.0	25	ug/L	50	10/21/2016	10/22/2016 05:42	EPA 8260B	
Dichlorodifluoromethane	ND	5.5	25	ug/L	50	10/21/2016	10/22/2016 05:42	EPA 8260B	
Diisopropyl Ether	ND	7.5	25	ug/L	50	10/21/2016	10/22/2016 05:42	EPA 8260B	
Ethylbenzene	20	2.7	25	ug/L	50	10/21/2016	10/22/2016 05:42	EPA 8260B	J, D
Hexachlorobutadiene	ND	6.5	100	ug/L	50	10/21/2016	10/22/2016 05:42	EPA 8260B	
Isopropylbenzene	28	4.1	25	ug/L	50	10/21/2016	10/22/2016 05:42	EPA 8260B	D
m,p-Xylene	130	2.9	50	ug/L	50	10/21/2016	10/22/2016 05:42	EPA 8260B	D
Methyl t-Butyl Ether	ND	7.0	25	ug/L	50	10/21/2016	10/22/2016 05:42	EPA 8260B	
Methylene chloride	ND	7.0	100	ug/L	50	10/21/2016	10/22/2016 05:42	EPA 8260B	
Naphthalene	110	4.4	250	ug/L	50	10/21/2016	10/22/2016 05:42	EPA 8260B	J, D
n-Butyl Benzene	ND	7.0	25	ug/L	50	10/21/2016	10/22/2016 05:42	EPA 8260B	
n-Hexane	ND	11	25	ug/L	50	10/21/2016	10/22/2016 05:42	EPA 8260B	
n-Propyl Benzene	19	5.0	25	ug/L	50	10/21/2016	10/22/2016 05:42	EPA 8260B	J, D
o-Xylene	6.5	2.9	25	ug/L	50	10/21/2016	10/22/2016 05:42	EPA 8260B	J, D
p-Isopropyltoluene	ND	4.3	25	ug/L	50	10/21/2016	10/22/2016 05:42	EPA 8260B	
sec-Butyl Benzene	ND	6.5	25	ug/L	50	10/21/2016	10/22/2016 05:42	EPA 8260B	
Styrene	ND	3.3	25	ug/L	50	10/21/2016	10/22/2016 05:42	EPA 8260B	
tert-Butylbenzene	ND	6.0	25	ug/L	50	10/21/2016	10/22/2016 05:42	EPA 8260B	
Tetrachloroethene	9.0	4.1	25	ug/L	50	10/21/2016	10/22/2016 05:42	EPA 8260B	J, D
Tetrahydrofuran	ND	60	500	ug/L	50	10/21/2016	10/22/2016 05:42	EPA 8260B	
Toluene	95	2.7	25	ug/L	50	10/21/2016	10/22/2016 05:42	EPA 8260B	D
trans-1,2-Dichloroethene	ND	5.5	25	ug/L	50	10/21/2016	10/22/2016 05:42	EPA 8260B	
trans-1,3-Dichloropropene	ND	4.8	25	ug/L	50	10/21/2016	10/22/2016 05:42	EPA 8260B	
Trichloroethene	22	3.1	25	ug/L	50	10/21/2016	10/22/2016 05:42	EPA 8260B	J, D
Trichlorofluoromethane	ND	6.5	25	ug/L	50	10/21/2016	10/22/2016 05:42	EPA 8260B	
Vinyl chloride	ND	8.0	25	ug/L	50	10/21/2016	10/22/2016 05:42	EPA 8260B	

Surrogate: Dibromofluoromethane

126 % 60-140

10/21/2016 10/22/2016 05:42

EPA 8260B

Surrogate: Toluene-d8

94.0 % 60-140

10/21/2016 10/22/2016 05:42

EPA 8260B

Surrogate: 4-Bromofluorobenzene

107 % 60-140

10/21/2016 10/22/2016 05:42

EPA 8260B



2525 Advance Road
 Madison, WI 53718
 608.221.8700 Phone
 608.221.4889 Fax

TRC Environmental Corporation, Inc.
 708 Heartland Trail, Ste 3000
 Madison WI, 53717

Project: Madison Kipp Corp. Quarterly Sampling
 Project Number: 243950.000001
 Project Manager: Andrew Stehn

DUP-03
A164301-45 (Water)

Date Sampled
 10/12/2016 00:00

Analyte	Result	Limit of Detection	Limit of Quantitation	Units	Dilution	Prepared	Analyzed	Method	Qualifiers
---------	--------	--------------------	-----------------------	-------	----------	----------	----------	--------	------------

ECCS

Volatile Organic Compounds by Method 8260 - Purge and Trap

Preparation Batch:A610051

1,1,1,2-Tetrachloroethane	ND	11	50	ug/L	100	10/21/2016	10/22/2016 06:09	EPA 8260B	
1,1,1-Trichloroethane	ND	10	50	ug/L	100	10/21/2016	10/22/2016 06:09	EPA 8260B	
1,1,2,2-Tetrachloroethane	ND	9.9	50	ug/L	100	10/21/2016	10/22/2016 06:09	EPA 8260B	
1,1,2-Trichloroethane	ND	10	50	ug/L	100	10/21/2016	10/22/2016 06:09	EPA 8260B	
1,1,2-Trichlorotrifluoroethane	ND	13	50	ug/L	100	10/21/2016	10/22/2016 06:09	EPA 8260B	
1,1-Dichloroethane	ND	12	50	ug/L	100	10/21/2016	10/22/2016 06:09	EPA 8260B	
1,1-Dichloroethene	ND	14	50	ug/L	100	10/21/2016	10/22/2016 06:09	EPA 8260B	
1,1-Dichloropropene	ND	11	50	ug/L	100	10/21/2016	10/22/2016 06:09	EPA 8260B	
1,2,3-Trichlorobenzene	ND	4.5	200	ug/L	100	10/21/2016	10/22/2016 06:09	EPA 8260B	
1,2,3-Trichloropropane	ND	15	100	ug/L	100	10/21/2016	10/22/2016 06:09	EPA 8260B	
1,2,4-Trichlorobenzene	ND	7.7	200	ug/L	100	10/21/2016	10/22/2016 06:09	EPA 8260B	
1,2,4-Trimethylbenzene	ND	6.0	50	ug/L	100	10/21/2016	10/22/2016 06:09	EPA 8260B	
1,2-Dibromo-3-chloropropane	ND	25	50	ug/L	100	10/21/2016	10/22/2016 06:09	EPA 8260B	
1,2-Dibromoethane (EDB)	ND	13	50	ug/L	100	10/21/2016	10/22/2016 06:09	EPA 8260B	
1,2-Dichlorobenzene	ND	7.6	50	ug/L	100	10/21/2016	10/22/2016 06:09	EPA 8260B	
1,2-Dichloroethane	ND	7.8	50	ug/L	100	10/21/2016	10/22/2016 06:09	EPA 8260B	
1,2-Dichloropropane	ND	10	50	ug/L	100	10/21/2016	10/22/2016 06:09	EPA 8260B	
1,3,5-Trimethylbenzene	ND	7.5	50	ug/L	100	10/21/2016	10/22/2016 06:09	EPA 8260B	
1,3-Dichlorobenzene	ND	9.6	50	ug/L	100	10/21/2016	10/22/2016 06:09	EPA 8260B	
1,3-Dichloropropane	ND	11	50	ug/L	100	10/21/2016	10/22/2016 06:09	EPA 8260B	
1,4-Dichlorobenzene	ND	7.0	50	ug/L	100	10/21/2016	10/22/2016 06:09	EPA 8260B	
2,2-Dichloropropane	ND	14	50	ug/L	100	10/21/2016	10/22/2016 06:09	EPA 8260B	
2-Butanone	ND	300	2000	ug/L	100	10/21/2016	10/22/2016 06:09	EPA 8260B	
2-Chlorotoluene	ND	7.5	50	ug/L	100	10/21/2016	10/22/2016 06:09	EPA 8260B	
2-Hexanone	ND	95	2000	ug/L	100	10/21/2016	10/22/2016 06:09	EPA 8260B	
4-Chlorotoluene	ND	7.3	50	ug/L	100	10/21/2016	10/22/2016 06:09	EPA 8260B	
4-Methyl-2-pentanone	ND	77	2000	ug/L	100	10/21/2016	10/22/2016 06:09	EPA 8260B	
Acetone	ND	340	2000	ug/L	100	10/21/2016	10/22/2016 06:09	EPA 8260B	
Benzene	ND	8.9	50	ug/L	100	10/21/2016	10/22/2016 06:09	EPA 8260B	
Bromobenzene	ND	8.4	50	ug/L	100	10/21/2016	10/22/2016 06:09	EPA 8260B	
Bromochloromethane	ND	31	50	ug/L	100	10/21/2016	10/22/2016 06:09	EPA 8260B	
Bromodichloromethane	ND	7.7	50	ug/L	100	10/21/2016	10/22/2016 06:09	EPA 8260B	
Bromoform	ND	8.8	50	ug/L	100	10/21/2016	10/22/2016 06:09	EPA 8260B	
Bromomethane	ND	59	500	ug/L	100	10/21/2016	10/22/2016 06:09	EPA 8260B	
Carbon disulfide	ND	5.3	50	ug/L	100	10/21/2016	10/22/2016 06:09	EPA 8260B	
Carbon tetrachloride	ND	3.8	50	ug/L	100	10/21/2016	10/22/2016 06:09	EPA 8260B	
Chlorobenzene	ND	7.3	50	ug/L	100	10/21/2016	10/22/2016 06:09	EPA 8260B	
Chloroethane	ND	25	500	ug/L	100	10/21/2016	10/22/2016 06:09	EPA 8260B	
Chloroform	ND	6.2	50	ug/L	100	10/21/2016	10/22/2016 06:09	EPA 8260B	



2525 Advance Road
Madison, WI 53718
608.221.8700 Phone
608.221.4889 Fax

TRC Environmental Corporation, Inc.
708 Heartland Trail, Ste 3000
Madison WI, 53717

Project: Madison Kipp Corp. Quarterly Sampling
Project Number: 243950.000001
Project Manager: Andrew Stehn

DUP-03
A164301-45 (Water)

Date Sampled
10/12/2016 00:00

Analyte	Result	Limit of Detection	Limit of Quantitation	Units	Dilution	Prepared	Analyzed	Method	Qualifiers
---------	--------	--------------------	-----------------------	-------	----------	----------	----------	--------	------------

ECCS

Volatile Organic Compounds by Method 8260 - Purge and Trap

Preparation Batch:A610051

Chloromethane	100	16	200	ug/L	100	10/21/2016	10/22/2016 06:09	EPA 8260B	HC, J, D
cis-1,2-Dichloroethene	270	11	50	ug/L	100	10/21/2016	10/22/2016 06:09	EPA 8260B	D
cis-1,3-Dichloropropene	ND	6.1	50	ug/L	100	10/21/2016	10/22/2016 06:09	EPA 8260B	
Dibromochloromethane	ND	9.1	50	ug/L	100	10/21/2016	10/22/2016 06:09	EPA 8260B	
Dibromomethane	ND	14	50	ug/L	100	10/21/2016	10/22/2016 06:09	EPA 8260B	
Dichlorodifluoromethane	ND	11	50	ug/L	100	10/21/2016	10/22/2016 06:09	EPA 8260B	
Diisopropyl Ether	ND	15	50	ug/L	100	10/21/2016	10/22/2016 06:09	EPA 8260B	
Ethylbenzene	ND	5.4	50	ug/L	100	10/21/2016	10/22/2016 06:09	EPA 8260B	
Hexachlorobutadiene	ND	13	200	ug/L	100	10/21/2016	10/22/2016 06:09	EPA 8260B	
Isopropylbenzene	ND	8.1	50	ug/L	100	10/21/2016	10/22/2016 06:09	EPA 8260B	
m,p-Xylene	ND	5.7	100	ug/L	100	10/21/2016	10/22/2016 06:09	EPA 8260B	
Methyl t-Butyl Ether	ND	14	50	ug/L	100	10/21/2016	10/22/2016 06:09	EPA 8260B	
Methylene chloride	ND	14	200	ug/L	100	10/21/2016	10/22/2016 06:09	EPA 8260B	
Naphthalene	ND	8.8	500	ug/L	100	10/21/2016	10/22/2016 06:09	EPA 8260B	
n-Butyl Benzene	ND	14	50	ug/L	100	10/21/2016	10/22/2016 06:09	EPA 8260B	
n-Hexane	ND	21	50	ug/L	100	10/21/2016	10/22/2016 06:09	EPA 8260B	
n-Propyl Benzene	ND	10	50	ug/L	100	10/21/2016	10/22/2016 06:09	EPA 8260B	
o-Xylene	ND	5.8	50	ug/L	100	10/21/2016	10/22/2016 06:09	EPA 8260B	
p-Isopropyltoluene	ND	8.5	50	ug/L	100	10/21/2016	10/22/2016 06:09	EPA 8260B	
sec-Butyl Benzene	ND	13	50	ug/L	100	10/21/2016	10/22/2016 06:09	EPA 8260B	
Styrene	ND	6.5	50	ug/L	100	10/21/2016	10/22/2016 06:09	EPA 8260B	
tert-Butylbenzene	ND	12	50	ug/L	100	10/21/2016	10/22/2016 06:09	EPA 8260B	
Tetrachloroethene	4100	8.1	50	ug/L	100	10/21/2016	10/22/2016 06:09	EPA 8260B	D
Tetrahydrofuran	ND	120	1000	ug/L	100	10/21/2016	10/22/2016 06:09	EPA 8260B	
Toluene	11	5.3	50	ug/L	100	10/21/2016	10/22/2016 06:09	EPA 8260B	J, D
trans-1,2-Dichloroethene	ND	11	50	ug/L	100	10/21/2016	10/22/2016 06:09	EPA 8260B	
trans-1,3-Dichloropropene	ND	9.6	50	ug/L	100	10/21/2016	10/22/2016 06:09	EPA 8260B	
Trichloroethene	180	6.2	50	ug/L	100	10/21/2016	10/22/2016 06:09	EPA 8260B	D
Trichlorofluoromethane	ND	13	50	ug/L	100	10/21/2016	10/22/2016 06:09	EPA 8260B	
Vinyl chloride	ND	16	50	ug/L	100	10/21/2016	10/22/2016 06:09	EPA 8260B	
Surrogate: Dibromofluoromethane			128 %	60-140		10/21/2016	10/22/2016 06:09	EPA 8260B	
Surrogate: Toluene-d8			96.1 %	60-140		10/21/2016	10/22/2016 06:09	EPA 8260B	
Surrogate: 4-Bromofluorobenzene			101 %	60-140		10/21/2016	10/22/2016 06:09	EPA 8260B	



2525 Advance Road
 Madison, WI 53718
 608.221.8700 Phone
 608.221.4889 Fax

TRC Environmental Corporation, Inc.
 708 Heartland Trail, Ste 3000
 Madison WI, 53717

Project: Madison Kipp Corp. Quarterly Sampling
 Project Number: 243950.000001
 Project Manager: Andrew Stehn

FB-01
A164301-46 (Water)

Date Sampled
 10/14/2016 12:21

Analyte	Result	Limit of Detection	Limit of Quantitation	Units	Dilution	Prepared	Analyzed	Method	Qualifiers
---------	--------	--------------------	-----------------------	-------	----------	----------	----------	--------	------------

ECCS

Volatile Organic Compounds by Method 8260 - Purge and Trap

Preparation Batch:A610051

1,1,1,2-Tetrachloroethane	ND	0.11	0.50	ug/L	1	10/21/2016	10/22/2016 02:32	EPA 8260B	
1,1,1-Trichloroethane	ND	0.10	0.50	ug/L	1	10/21/2016	10/22/2016 02:32	EPA 8260B	
1,1,2,2-Tetrachloroethane	ND	0.099	0.50	ug/L	1	10/21/2016	10/22/2016 02:32	EPA 8260B	
1,1,2-Trichloroethane	ND	0.10	0.50	ug/L	1	10/21/2016	10/22/2016 02:32	EPA 8260B	
1,1,2-Trichlorotrifluoroethane	ND	0.13	0.50	ug/L	1	10/21/2016	10/22/2016 02:32	EPA 8260B	
1,1-Dichloroethane	ND	0.12	0.50	ug/L	1	10/21/2016	10/22/2016 02:32	EPA 8260B	
1,1-Dichloroethene	ND	0.14	0.50	ug/L	1	10/21/2016	10/22/2016 02:32	EPA 8260B	
1,1-Dichloropropene	ND	0.11	0.50	ug/L	1	10/21/2016	10/22/2016 02:32	EPA 8260B	
1,2,3-Trichlorobenzene	ND	0.045	2.0	ug/L	1	10/21/2016	10/22/2016 02:32	EPA 8260B	
1,2,3-Trichloropropane	ND	0.15	1.0	ug/L	1	10/21/2016	10/22/2016 02:32	EPA 8260B	
1,2,4-Trichlorobenzene	ND	0.077	2.0	ug/L	1	10/21/2016	10/22/2016 02:32	EPA 8260B	
1,2,4-Trimethylbenzene	ND	0.060	0.50	ug/L	1	10/21/2016	10/22/2016 02:32	EPA 8260B	
1,2-Dibromo-3-chloropropane	ND	0.25	0.50	ug/L	1	10/21/2016	10/22/2016 02:32	EPA 8260B	
1,2-Dibromoethane (EDB)	ND	0.13	0.50	ug/L	1	10/21/2016	10/22/2016 02:32	EPA 8260B	
1,2-Dichlorobenzene	ND	0.076	0.50	ug/L	1	10/21/2016	10/22/2016 02:32	EPA 8260B	
1,2-Dichloroethane	ND	0.078	0.50	ug/L	1	10/21/2016	10/22/2016 02:32	EPA 8260B	
1,2-Dichloropropane	ND	0.10	0.50	ug/L	1	10/21/2016	10/22/2016 02:32	EPA 8260B	
1,3,5-Trimethylbenzene	ND	0.075	0.50	ug/L	1	10/21/2016	10/22/2016 02:32	EPA 8260B	
1,3-Dichlorobenzene	ND	0.096	0.50	ug/L	1	10/21/2016	10/22/2016 02:32	EPA 8260B	
1,3-Dichloropropane	ND	0.11	0.50	ug/L	1	10/21/2016	10/22/2016 02:32	EPA 8260B	
1,4-Dichlorobenzene	ND	0.070	0.50	ug/L	1	10/21/2016	10/22/2016 02:32	EPA 8260B	
2,2-Dichloropropane	ND	0.14	0.50	ug/L	1	10/21/2016	10/22/2016 02:32	EPA 8260B	
2-Butanone	ND	3.0	20	ug/L	1	10/21/2016	10/22/2016 02:32	EPA 8260B	
2-Chlorotoluene	ND	0.075	0.50	ug/L	1	10/21/2016	10/22/2016 02:32	EPA 8260B	
2-Hexanone	ND	0.95	20	ug/L	1	10/21/2016	10/22/2016 02:32	EPA 8260B	
4-Chlorotoluene	ND	0.073	0.50	ug/L	1	10/21/2016	10/22/2016 02:32	EPA 8260B	
4-Methyl-2-pentanone	ND	0.77	20	ug/L	1	10/21/2016	10/22/2016 02:32	EPA 8260B	
Acetone	ND	3.4	20	ug/L	1	10/21/2016	10/22/2016 02:32	EPA 8260B	
Benzene	ND	0.089	0.50	ug/L	1	10/21/2016	10/22/2016 02:32	EPA 8260B	
Bromobenzene	ND	0.084	0.50	ug/L	1	10/21/2016	10/22/2016 02:32	EPA 8260B	
Bromochloromethane	ND	0.31	0.50	ug/L	1	10/21/2016	10/22/2016 02:32	EPA 8260B	
Bromodichloromethane	ND	0.077	0.50	ug/L	1	10/21/2016	10/22/2016 02:32	EPA 8260B	
Bromoform	ND	0.088	0.50	ug/L	1	10/21/2016	10/22/2016 02:32	EPA 8260B	
Bromomethane	ND	0.59	5.0	ug/L	1	10/21/2016	10/22/2016 02:32	EPA 8260B	
Carbon disulfide	ND	0.053	0.50	ug/L	1	10/21/2016	10/22/2016 02:32	EPA 8260B	
Carbon tetrachloride	ND	0.038	0.50	ug/L	1	10/21/2016	10/22/2016 02:32	EPA 8260B	
Chlorobenzene	ND	0.073	0.50	ug/L	1	10/21/2016	10/22/2016 02:32	EPA 8260B	
Chloroethane	ND	0.25	5.0	ug/L	1	10/21/2016	10/22/2016 02:32	EPA 8260B	
Chloroform	ND	0.062	0.50	ug/L	1	10/21/2016	10/22/2016 02:32	EPA 8260B	



2525 Advance Road
Madison, WI 53718
608.221.8700 Phone
608.221.4889 Fax

TRC Environmental Corporation, Inc.
708 Heartland Trail, Ste 3000
Madison WI, 53717

Project: Madison Kipp Corp. Quarterly Sampling
Project Number: 243950.000001
Project Manager: Andrew Stehn

FB-01
A164301-46 (Water)

Date Sampled
10/14/2016 12:21

Analyte	Result	Limit of Detection	Limit of Quantitation	Units	Dilution	Prepared	Analyzed	Method	Qualifiers
---------	--------	--------------------	-----------------------	-------	----------	----------	----------	--------	------------

ECCS

Volatile Organic Compounds by Method 8260 - Purge and Trap

Preparation Batch:A610051

Chloromethane	0.53	0.16	2.0	ug/L	1	10/21/2016	10/22/2016 02:32	EPA 8260B	HC, J
cis-1,2-Dichloroethene	ND	0.11	0.50	ug/L	1	10/21/2016	10/22/2016 02:32	EPA 8260B	
cis-1,3-Dichloropropene	ND	0.061	0.50	ug/L	1	10/21/2016	10/22/2016 02:32	EPA 8260B	
Dibromochloromethane	ND	0.091	0.50	ug/L	1	10/21/2016	10/22/2016 02:32	EPA 8260B	
Dibromomethane	ND	0.14	0.50	ug/L	1	10/21/2016	10/22/2016 02:32	EPA 8260B	
Dichlorodifluoromethane	ND	0.11	0.50	ug/L	1	10/21/2016	10/22/2016 02:32	EPA 8260B	
Diisopropyl Ether	ND	0.15	0.50	ug/L	1	10/21/2016	10/22/2016 02:32	EPA 8260B	
Ethylbenzene	ND	0.054	0.50	ug/L	1	10/21/2016	10/22/2016 02:32	EPA 8260B	
Hexachlorobutadiene	ND	0.13	2.0	ug/L	1	10/21/2016	10/22/2016 02:32	EPA 8260B	
Isopropylbenzene	ND	0.081	0.50	ug/L	1	10/21/2016	10/22/2016 02:32	EPA 8260B	
m,p-Xylene	0.12	0.057	1.0	ug/L	1	10/21/2016	10/22/2016 02:32	EPA 8260B	J
Methyl t-Butyl Ether	ND	0.14	0.50	ug/L	1	10/21/2016	10/22/2016 02:32	EPA 8260B	
Methylene chloride	ND	0.14	2.0	ug/L	1	10/21/2016	10/22/2016 02:32	EPA 8260B	
Naphthalene	ND	0.088	5.0	ug/L	1	10/21/2016	10/22/2016 02:32	EPA 8260B	
n-Butyl Benzene	ND	0.14	0.50	ug/L	1	10/21/2016	10/22/2016 02:32	EPA 8260B	
n-Hexane	ND	0.21	0.50	ug/L	1	10/21/2016	10/22/2016 02:32	EPA 8260B	
n-Propyl Benzene	ND	0.10	0.50	ug/L	1	10/21/2016	10/22/2016 02:32	EPA 8260B	
o-Xylene	ND	0.058	0.50	ug/L	1	10/21/2016	10/22/2016 02:32	EPA 8260B	
p-Isopropyltoluene	ND	0.085	0.50	ug/L	1	10/21/2016	10/22/2016 02:32	EPA 8260B	
sec-Butyl Benzene	ND	0.13	0.50	ug/L	1	10/21/2016	10/22/2016 02:32	EPA 8260B	
Styrene	ND	0.065	0.50	ug/L	1	10/21/2016	10/22/2016 02:32	EPA 8260B	
tert-Butylbenzene	ND	0.12	0.50	ug/L	1	10/21/2016	10/22/2016 02:32	EPA 8260B	
Tetrachloroethene	0.57	0.081	0.50	ug/L	1	10/21/2016	10/22/2016 02:32	EPA 8260B	
Tetrahydrofuran	ND	1.2	10	ug/L	1	10/21/2016	10/22/2016 02:32	EPA 8260B	
Toluene	0.14	0.053	0.50	ug/L	1	10/21/2016	10/22/2016 02:32	EPA 8260B	J
trans-1,2-Dichloroethene	ND	0.11	0.50	ug/L	1	10/21/2016	10/22/2016 02:32	EPA 8260B	
trans-1,3-Dichloropropene	ND	0.096	0.50	ug/L	1	10/21/2016	10/22/2016 02:32	EPA 8260B	
Trichloroethene	0.10	0.062	0.50	ug/L	1	10/21/2016	10/22/2016 02:32	EPA 8260B	J
Trichlorofluoromethane	ND	0.13	0.50	ug/L	1	10/21/2016	10/22/2016 02:32	EPA 8260B	
Vinyl chloride	ND	0.16	0.50	ug/L	1	10/21/2016	10/22/2016 02:32	EPA 8260B	
Surrogate: Dibromofluoromethane			125 %	60-140		10/21/2016	10/22/2016 02:32	EPA 8260B	
Surrogate: Toluene-d8			97.0 %	60-140		10/21/2016	10/22/2016 02:32	EPA 8260B	
Surrogate: 4-Bromofluorobenzene			100 %	60-140		10/21/2016	10/22/2016 02:32	EPA 8260B	



2525 Advance Road
 Madison, WI 53718
 608.221.8700 Phone
 608.221.4889 Fax

TRC Environmental Corporation, Inc.
 708 Heartland Trail, Ste 3000
 Madison WI, 53717

Project: Madison Kipp Corp. Quarterly Sampling
 Project Number: 243950.000001
 Project Manager: Andrew Stehn

TB-1
A164301-47 (Water)

Date Sampled
 10/10/2016 00:00

Analyte	Result	Limit of Detection	Limit of Quantitation	Units	Dilution	Prepared	Analyzed	Method	Qualifiers
---------	--------	--------------------	-----------------------	-------	----------	----------	----------	--------	------------

ECCS

Volatile Organic Compounds by Method 8260 - Purge and Trap

Preparation Batch:A610051

1,1,1,2-Tetrachloroethane	ND	0.11	0.50	ug/L	1	10/21/2016	10/22/2016 02:59	EPA 8260B	
1,1,1-Trichloroethane	ND	0.10	0.50	ug/L	1	10/21/2016	10/22/2016 02:59	EPA 8260B	
1,1,2,2-Tetrachloroethane	ND	0.099	0.50	ug/L	1	10/21/2016	10/22/2016 02:59	EPA 8260B	
1,1,2-Trichloroethane	ND	0.10	0.50	ug/L	1	10/21/2016	10/22/2016 02:59	EPA 8260B	
1,1,2-Trichlorotrifluoroethane	ND	0.13	0.50	ug/L	1	10/21/2016	10/22/2016 02:59	EPA 8260B	
1,1-Dichloroethane	ND	0.12	0.50	ug/L	1	10/21/2016	10/22/2016 02:59	EPA 8260B	
1,1-Dichloroethene	ND	0.14	0.50	ug/L	1	10/21/2016	10/22/2016 02:59	EPA 8260B	
1,1-Dichloropropene	ND	0.11	0.50	ug/L	1	10/21/2016	10/22/2016 02:59	EPA 8260B	
1,2,3-Trichlorobenzene	ND	0.045	2.0	ug/L	1	10/21/2016	10/22/2016 02:59	EPA 8260B	
1,2,3-Trichloropropane	ND	0.15	1.0	ug/L	1	10/21/2016	10/22/2016 02:59	EPA 8260B	
1,2,4-Trichlorobenzene	ND	0.077	2.0	ug/L	1	10/21/2016	10/22/2016 02:59	EPA 8260B	
1,2,4-Trimethylbenzene	ND	0.060	0.50	ug/L	1	10/21/2016	10/22/2016 02:59	EPA 8260B	
1,2-Dibromo-3-chloropropane	ND	0.25	0.50	ug/L	1	10/21/2016	10/22/2016 02:59	EPA 8260B	
1,2-Dibromoethane (EDB)	ND	0.13	0.50	ug/L	1	10/21/2016	10/22/2016 02:59	EPA 8260B	
1,2-Dichlorobenzene	ND	0.076	0.50	ug/L	1	10/21/2016	10/22/2016 02:59	EPA 8260B	
1,2-Dichloroethane	ND	0.078	0.50	ug/L	1	10/21/2016	10/22/2016 02:59	EPA 8260B	
1,2-Dichloropropane	ND	0.10	0.50	ug/L	1	10/21/2016	10/22/2016 02:59	EPA 8260B	
1,3,5-Trimethylbenzene	ND	0.075	0.50	ug/L	1	10/21/2016	10/22/2016 02:59	EPA 8260B	
1,3-Dichlorobenzene	ND	0.096	0.50	ug/L	1	10/21/2016	10/22/2016 02:59	EPA 8260B	
1,3-Dichloropropane	ND	0.11	0.50	ug/L	1	10/21/2016	10/22/2016 02:59	EPA 8260B	
1,4-Dichlorobenzene	ND	0.070	0.50	ug/L	1	10/21/2016	10/22/2016 02:59	EPA 8260B	
2,2-Dichloropropane	ND	0.14	0.50	ug/L	1	10/21/2016	10/22/2016 02:59	EPA 8260B	
2-Butanone	ND	3.0	20	ug/L	1	10/21/2016	10/22/2016 02:59	EPA 8260B	
2-Chlorotoluene	ND	0.075	0.50	ug/L	1	10/21/2016	10/22/2016 02:59	EPA 8260B	
2-Hexanone	ND	0.95	20	ug/L	1	10/21/2016	10/22/2016 02:59	EPA 8260B	
4-Chlorotoluene	ND	0.073	0.50	ug/L	1	10/21/2016	10/22/2016 02:59	EPA 8260B	
4-Methyl-2-pentanone	ND	0.77	20	ug/L	1	10/21/2016	10/22/2016 02:59	EPA 8260B	
Acetone	ND	3.4	20	ug/L	1	10/21/2016	10/22/2016 02:59	EPA 8260B	
Benzene	ND	0.089	0.50	ug/L	1	10/21/2016	10/22/2016 02:59	EPA 8260B	
Bromobenzene	ND	0.084	0.50	ug/L	1	10/21/2016	10/22/2016 02:59	EPA 8260B	
Bromochloromethane	ND	0.31	0.50	ug/L	1	10/21/2016	10/22/2016 02:59	EPA 8260B	
Bromodichloromethane	ND	0.077	0.50	ug/L	1	10/21/2016	10/22/2016 02:59	EPA 8260B	
Bromoform	ND	0.088	0.50	ug/L	1	10/21/2016	10/22/2016 02:59	EPA 8260B	
Bromomethane	ND	0.59	5.0	ug/L	1	10/21/2016	10/22/2016 02:59	EPA 8260B	
Carbon disulfide	ND	0.053	0.50	ug/L	1	10/21/2016	10/22/2016 02:59	EPA 8260B	
Carbon tetrachloride	ND	0.038	0.50	ug/L	1	10/21/2016	10/22/2016 02:59	EPA 8260B	
Chlorobenzene	ND	0.073	0.50	ug/L	1	10/21/2016	10/22/2016 02:59	EPA 8260B	
Chloroethane	ND	0.25	5.0	ug/L	1	10/21/2016	10/22/2016 02:59	EPA 8260B	
Chloroform	ND	0.062	0.50	ug/L	1	10/21/2016	10/22/2016 02:59	EPA 8260B	



2525 Advance Road
 Madison, WI 53718
 608.221.8700 Phone
 608.221.4889 Fax

TRC Environmental Corporation, Inc.
 708 Heartland Trail, Ste 3000
 Madison WI, 53717

Project: Madison Kipp Corp. Quarterly Sampling
 Project Number: 243950.000001
 Project Manager: Andrew Stehn

TB-1
A164301-47 (Water)

Date Sampled
 10/10/2016 00:00

Analyte	Result	Limit of Detection	Limit of Quantitation	Units	Dilution	Prepared	Analyzed	Method	Qualifiers
---------	--------	--------------------	-----------------------	-------	----------	----------	----------	--------	------------

ECCS

Volatile Organic Compounds by Method 8260 - Purge and Trap

Preparation Batch:A610051

Chloromethane	0.57	0.16	2.0	ug/L	1	10/21/2016	10/22/2016 02:59	EPA 8260B	HC, J
cis-1,2-Dichloroethene	ND	0.11	0.50	ug/L	1	10/21/2016	10/22/2016 02:59	EPA 8260B	
cis-1,3-Dichloropropene	ND	0.061	0.50	ug/L	1	10/21/2016	10/22/2016 02:59	EPA 8260B	
Dibromochloromethane	ND	0.091	0.50	ug/L	1	10/21/2016	10/22/2016 02:59	EPA 8260B	
Dibromomethane	ND	0.14	0.50	ug/L	1	10/21/2016	10/22/2016 02:59	EPA 8260B	
Dichlorodifluoromethane	ND	0.11	0.50	ug/L	1	10/21/2016	10/22/2016 02:59	EPA 8260B	
Diisopropyl Ether	ND	0.15	0.50	ug/L	1	10/21/2016	10/22/2016 02:59	EPA 8260B	
Ethylbenzene	ND	0.054	0.50	ug/L	1	10/21/2016	10/22/2016 02:59	EPA 8260B	
Hexachlorobutadiene	ND	0.13	2.0	ug/L	1	10/21/2016	10/22/2016 02:59	EPA 8260B	
Isopropylbenzene	ND	0.081	0.50	ug/L	1	10/21/2016	10/22/2016 02:59	EPA 8260B	
m,p-Xylene	ND	0.057	1.0	ug/L	1	10/21/2016	10/22/2016 02:59	EPA 8260B	
Methyl t-Butyl Ether	ND	0.14	0.50	ug/L	1	10/21/2016	10/22/2016 02:59	EPA 8260B	
Methylene chloride	ND	0.14	2.0	ug/L	1	10/21/2016	10/22/2016 02:59	EPA 8260B	
Naphthalene	ND	0.088	5.0	ug/L	1	10/21/2016	10/22/2016 02:59	EPA 8260B	
n-Butyl Benzene	ND	0.14	0.50	ug/L	1	10/21/2016	10/22/2016 02:59	EPA 8260B	
n-Hexane	ND	0.21	0.50	ug/L	1	10/21/2016	10/22/2016 02:59	EPA 8260B	
n-Propyl Benzene	ND	0.10	0.50	ug/L	1	10/21/2016	10/22/2016 02:59	EPA 8260B	
o-Xylene	ND	0.058	0.50	ug/L	1	10/21/2016	10/22/2016 02:59	EPA 8260B	
p-Isopropyltoluene	ND	0.085	0.50	ug/L	1	10/21/2016	10/22/2016 02:59	EPA 8260B	
sec-Butyl Benzene	ND	0.13	0.50	ug/L	1	10/21/2016	10/22/2016 02:59	EPA 8260B	
Styrene	ND	0.065	0.50	ug/L	1	10/21/2016	10/22/2016 02:59	EPA 8260B	
tert-Butylbenzene	ND	0.12	0.50	ug/L	1	10/21/2016	10/22/2016 02:59	EPA 8260B	
Tetrachloroethene	ND	0.081	0.50	ug/L	1	10/21/2016	10/22/2016 02:59	EPA 8260B	
Tetrahydrofuran	ND	1.2	10	ug/L	1	10/21/2016	10/22/2016 02:59	EPA 8260B	
Toluene	0.12	0.053	0.50	ug/L	1	10/21/2016	10/22/2016 02:59	EPA 8260B	J
trans-1,2-Dichloroethene	ND	0.11	0.50	ug/L	1	10/21/2016	10/22/2016 02:59	EPA 8260B	
trans-1,3-Dichloropropene	ND	0.096	0.50	ug/L	1	10/21/2016	10/22/2016 02:59	EPA 8260B	
Trichloroethene	ND	0.062	0.50	ug/L	1	10/21/2016	10/22/2016 02:59	EPA 8260B	
Trichlorofluoromethane	ND	0.13	0.50	ug/L	1	10/21/2016	10/22/2016 02:59	EPA 8260B	
Vinyl chloride	ND	0.16	0.50	ug/L	1	10/21/2016	10/22/2016 02:59	EPA 8260B	

Surrogate: Dibromofluoromethane			124 %	60-140		10/21/2016	10/22/2016 02:59	EPA 8260B	
Surrogate: Toluene-d8			93.6 %	60-140		10/21/2016	10/22/2016 02:59	EPA 8260B	
Surrogate: 4-Bromofluorobenzene			99.7 %	60-140		10/21/2016	10/22/2016 02:59	EPA 8260B	



2525 Advance Road
 Madison, WI 53718
 608.221.8700 Phone
 608.221.4889 Fax

TRC Environmental Corporation, Inc.
 708 Heartland Trail, Ste 3000
 Madison WI, 53717

Project: Madison Kipp Corp. Quarterly Sampling
 Project Number: 243950.000001
 Project Manager: Andrew Stehn

TB-2
A164301-48 (Water)

Date Sampled
 10/10/2016 00:00

Analyte	Result	Limit of Detection	Limit of Quantitation	Units	Dilution	Prepared	Analyzed	Method	Qualifiers
---------	--------	--------------------	-----------------------	-------	----------	----------	----------	--------	------------

ECCS

Volatile Organic Compounds by Method 8260 - Purge and Trap

Preparation Batch:A610051

1,1,1,2-Tetrachloroethane	ND	0.11	0.50	ug/L	1	10/21/2016	10/22/2016 03:26	EPA 8260B	
1,1,1-Trichloroethane	ND	0.10	0.50	ug/L	1	10/21/2016	10/22/2016 03:26	EPA 8260B	
1,1,2,2-Tetrachloroethane	ND	0.099	0.50	ug/L	1	10/21/2016	10/22/2016 03:26	EPA 8260B	
1,1,2-Trichloroethane	ND	0.10	0.50	ug/L	1	10/21/2016	10/22/2016 03:26	EPA 8260B	
1,1,2-Trichlorotrifluoroethane	ND	0.13	0.50	ug/L	1	10/21/2016	10/22/2016 03:26	EPA 8260B	
1,1-Dichloroethane	ND	0.12	0.50	ug/L	1	10/21/2016	10/22/2016 03:26	EPA 8260B	
1,1-Dichloroethene	ND	0.14	0.50	ug/L	1	10/21/2016	10/22/2016 03:26	EPA 8260B	
1,1-Dichloropropene	ND	0.11	0.50	ug/L	1	10/21/2016	10/22/2016 03:26	EPA 8260B	
1,2,3-Trichlorobenzene	ND	0.045	2.0	ug/L	1	10/21/2016	10/22/2016 03:26	EPA 8260B	
1,2,3-Trichloropropane	ND	0.15	1.0	ug/L	1	10/21/2016	10/22/2016 03:26	EPA 8260B	
1,2,4-Trichlorobenzene	ND	0.077	2.0	ug/L	1	10/21/2016	10/22/2016 03:26	EPA 8260B	
1,2,4-Trimethylbenzene	ND	0.060	0.50	ug/L	1	10/21/2016	10/22/2016 03:26	EPA 8260B	
1,2-Dibromo-3-chloropropane	ND	0.25	0.50	ug/L	1	10/21/2016	10/22/2016 03:26	EPA 8260B	
1,2-Dibromoethane (EDB)	ND	0.13	0.50	ug/L	1	10/21/2016	10/22/2016 03:26	EPA 8260B	
1,2-Dichlorobenzene	ND	0.076	0.50	ug/L	1	10/21/2016	10/22/2016 03:26	EPA 8260B	
1,2-Dichloroethane	ND	0.078	0.50	ug/L	1	10/21/2016	10/22/2016 03:26	EPA 8260B	
1,2-Dichloropropane	ND	0.10	0.50	ug/L	1	10/21/2016	10/22/2016 03:26	EPA 8260B	
1,3,5-Trimethylbenzene	ND	0.075	0.50	ug/L	1	10/21/2016	10/22/2016 03:26	EPA 8260B	
1,3-Dichlorobenzene	ND	0.096	0.50	ug/L	1	10/21/2016	10/22/2016 03:26	EPA 8260B	
1,3-Dichloropropane	ND	0.11	0.50	ug/L	1	10/21/2016	10/22/2016 03:26	EPA 8260B	
1,4-Dichlorobenzene	ND	0.070	0.50	ug/L	1	10/21/2016	10/22/2016 03:26	EPA 8260B	
2,2-Dichloropropane	ND	0.14	0.50	ug/L	1	10/21/2016	10/22/2016 03:26	EPA 8260B	
2-Butanone	ND	3.0	20	ug/L	1	10/21/2016	10/22/2016 03:26	EPA 8260B	
2-Chlorotoluene	ND	0.075	0.50	ug/L	1	10/21/2016	10/22/2016 03:26	EPA 8260B	
2-Hexanone	ND	0.95	20	ug/L	1	10/21/2016	10/22/2016 03:26	EPA 8260B	
4-Chlorotoluene	ND	0.073	0.50	ug/L	1	10/21/2016	10/22/2016 03:26	EPA 8260B	
4-Methyl-2-pentanone	ND	0.77	20	ug/L	1	10/21/2016	10/22/2016 03:26	EPA 8260B	
Acetone	ND	3.4	20	ug/L	1	10/21/2016	10/22/2016 03:26	EPA 8260B	
Benzene	ND	0.089	0.50	ug/L	1	10/21/2016	10/22/2016 03:26	EPA 8260B	
Bromobenzene	ND	0.084	0.50	ug/L	1	10/21/2016	10/22/2016 03:26	EPA 8260B	
Bromochloromethane	ND	0.31	0.50	ug/L	1	10/21/2016	10/22/2016 03:26	EPA 8260B	
Bromodichloromethane	ND	0.077	0.50	ug/L	1	10/21/2016	10/22/2016 03:26	EPA 8260B	
Bromoform	ND	0.088	0.50	ug/L	1	10/21/2016	10/22/2016 03:26	EPA 8260B	
Bromomethane	ND	0.59	5.0	ug/L	1	10/21/2016	10/22/2016 03:26	EPA 8260B	
Carbon disulfide	ND	0.053	0.50	ug/L	1	10/21/2016	10/22/2016 03:26	EPA 8260B	
Carbon tetrachloride	ND	0.038	0.50	ug/L	1	10/21/2016	10/22/2016 03:26	EPA 8260B	
Chlorobenzene	ND	0.073	0.50	ug/L	1	10/21/2016	10/22/2016 03:26	EPA 8260B	
Chloroethane	ND	0.25	5.0	ug/L	1	10/21/2016	10/22/2016 03:26	EPA 8260B	
Chloroform	ND	0.062	0.50	ug/L	1	10/21/2016	10/22/2016 03:26	EPA 8260B	



2525 Advance Road
 Madison, WI 53718
 608.221.8700 Phone
 608.221.4889 Fax

TRC Environmental Corporation, Inc.
 708 Heartland Trail, Ste 3000
 Madison WI, 53717

Project: Madison Kipp Corp. Quarterly Sampling
 Project Number: 243950.000001
 Project Manager: Andrew Stehn

TB-2
A164301-48 (Water)

Date Sampled
 10/10/2016 00:00

Analyte	Result	Limit of Detection	Limit of Quantitation	Units	Dilution	Prepared	Analyzed	Method	Qualifiers
---------	--------	--------------------	-----------------------	-------	----------	----------	----------	--------	------------

ECCS

Volatile Organic Compounds by Method 8260 - Purge and Trap

Preparation Batch:A610051

Chloromethane	0.74	0.16	2.0	ug/L	1	10/21/2016	10/22/2016 03:26	EPA 8260B	HC, J
cis-1,2-Dichloroethene	ND	0.11	0.50	ug/L	1	10/21/2016	10/22/2016 03:26	EPA 8260B	
cis-1,3-Dichloropropene	ND	0.061	0.50	ug/L	1	10/21/2016	10/22/2016 03:26	EPA 8260B	
Dibromochloromethane	ND	0.091	0.50	ug/L	1	10/21/2016	10/22/2016 03:26	EPA 8260B	
Dibromomethane	ND	0.14	0.50	ug/L	1	10/21/2016	10/22/2016 03:26	EPA 8260B	
Dichlorodifluoromethane	ND	0.11	0.50	ug/L	1	10/21/2016	10/22/2016 03:26	EPA 8260B	
Diisopropyl Ether	ND	0.15	0.50	ug/L	1	10/21/2016	10/22/2016 03:26	EPA 8260B	
Ethylbenzene	ND	0.054	0.50	ug/L	1	10/21/2016	10/22/2016 03:26	EPA 8260B	
Hexachlorobutadiene	ND	0.13	2.0	ug/L	1	10/21/2016	10/22/2016 03:26	EPA 8260B	
Isopropylbenzene	ND	0.081	0.50	ug/L	1	10/21/2016	10/22/2016 03:26	EPA 8260B	
m,p-Xylene	ND	0.057	1.0	ug/L	1	10/21/2016	10/22/2016 03:26	EPA 8260B	
Methyl t-Butyl Ether	ND	0.14	0.50	ug/L	1	10/21/2016	10/22/2016 03:26	EPA 8260B	
Methylene chloride	0.14	0.14	2.0	ug/L	1	10/21/2016	10/22/2016 03:26	EPA 8260B	J
Naphthalene	ND	0.088	5.0	ug/L	1	10/21/2016	10/22/2016 03:26	EPA 8260B	
n-Butyl Benzene	ND	0.14	0.50	ug/L	1	10/21/2016	10/22/2016 03:26	EPA 8260B	
n-Hexane	ND	0.21	0.50	ug/L	1	10/21/2016	10/22/2016 03:26	EPA 8260B	
n-Propyl Benzene	ND	0.10	0.50	ug/L	1	10/21/2016	10/22/2016 03:26	EPA 8260B	
o-Xylene	ND	0.058	0.50	ug/L	1	10/21/2016	10/22/2016 03:26	EPA 8260B	
p-Isopropyltoluene	ND	0.085	0.50	ug/L	1	10/21/2016	10/22/2016 03:26	EPA 8260B	
sec-Butyl Benzene	ND	0.13	0.50	ug/L	1	10/21/2016	10/22/2016 03:26	EPA 8260B	
Styrene	ND	0.065	0.50	ug/L	1	10/21/2016	10/22/2016 03:26	EPA 8260B	
tert-Butylbenzene	ND	0.12	0.50	ug/L	1	10/21/2016	10/22/2016 03:26	EPA 8260B	
Tetrachloroethene	ND	0.081	0.50	ug/L	1	10/21/2016	10/22/2016 03:26	EPA 8260B	
Tetrahydrofuran	ND	1.2	10	ug/L	1	10/21/2016	10/22/2016 03:26	EPA 8260B	
Toluene	0.14	0.053	0.50	ug/L	1	10/21/2016	10/22/2016 03:26	EPA 8260B	J
trans-1,2-Dichloroethene	ND	0.11	0.50	ug/L	1	10/21/2016	10/22/2016 03:26	EPA 8260B	
trans-1,3-Dichloropropene	ND	0.096	0.50	ug/L	1	10/21/2016	10/22/2016 03:26	EPA 8260B	
Trichloroethene	ND	0.062	0.50	ug/L	1	10/21/2016	10/22/2016 03:26	EPA 8260B	
Trichlorofluoromethane	ND	0.13	0.50	ug/L	1	10/21/2016	10/22/2016 03:26	EPA 8260B	
Vinyl chloride	ND	0.16	0.50	ug/L	1	10/21/2016	10/22/2016 03:26	EPA 8260B	
<i>Surrogate: Dibromofluoromethane</i>			124 %	60-140		10/21/2016	10/22/2016 03:26	EPA 8260B	
<i>Surrogate: Toluene-d8</i>			95.9 %	60-140		10/21/2016	10/22/2016 03:26	EPA 8260B	
<i>Surrogate: 4-Bromofluorobenzene</i>			103 %	60-140		10/21/2016	10/22/2016 03:26	EPA 8260B	



2525 Advance Road
 Madison, WI 53718
 608.221.8700 Phone
 608.221.4889 Fax

TRC Environmental Corporation, Inc.
 708 Heartland Trail, Ste 3000
 Madison WI, 53717

Project: Madison Kipp Corp. Quarterly Sampling
 Project Number: 243950.000001
 Project Manager: Andrew Stehn

DUP-04
A164301-49 (Water)

Date Sampled
 10/13/2016 00:00

Analyte	Result	Limit of Detection	Limit of Quantitation	Units	Dilution	Prepared	Analyzed	Method	Qualifiers
---------	--------	--------------------	-----------------------	-------	----------	----------	----------	--------	------------

ECCS

Volatile Organic Compounds by Method 8260 - Purge and Trap

Preparation Batch:A610051

1,1,1,2-Tetrachloroethane	ND	0.11	0.50	ug/L	1	10/21/2016	10/22/2016 04:21	EPA 8260B	
1,1,1-Trichloroethane	ND	0.10	0.50	ug/L	1	10/21/2016	10/22/2016 04:21	EPA 8260B	
1,1,2,2-Tetrachloroethane	ND	0.099	0.50	ug/L	1	10/21/2016	10/22/2016 04:21	EPA 8260B	
1,1,2-Trichloroethane	ND	0.10	0.50	ug/L	1	10/21/2016	10/22/2016 04:21	EPA 8260B	
1,1,2-Trichlorotrifluoroethane	ND	0.13	0.50	ug/L	1	10/21/2016	10/22/2016 04:21	EPA 8260B	
1,1-Dichloroethane	ND	0.12	0.50	ug/L	1	10/21/2016	10/22/2016 04:21	EPA 8260B	
1,1-Dichloroethene	ND	0.14	0.50	ug/L	1	10/21/2016	10/22/2016 04:21	EPA 8260B	
1,1-Dichloropropene	ND	0.11	0.50	ug/L	1	10/21/2016	10/22/2016 04:21	EPA 8260B	
1,2,3-Trichlorobenzene	ND	0.045	2.0	ug/L	1	10/21/2016	10/22/2016 04:21	EPA 8260B	
1,2,3-Trichloropropane	ND	0.15	1.0	ug/L	1	10/21/2016	10/22/2016 04:21	EPA 8260B	
1,2,4-Trichlorobenzene	ND	0.077	2.0	ug/L	1	10/21/2016	10/22/2016 04:21	EPA 8260B	
1,2,4-Trimethylbenzene	ND	0.060	0.50	ug/L	1	10/21/2016	10/22/2016 04:21	EPA 8260B	
1,2-Dibromo-3-chloropropane	ND	0.25	0.50	ug/L	1	10/21/2016	10/22/2016 04:21	EPA 8260B	
1,2-Dibromoethane (EDB)	ND	0.13	0.50	ug/L	1	10/21/2016	10/22/2016 04:21	EPA 8260B	
1,2-Dichlorobenzene	ND	0.076	0.50	ug/L	1	10/21/2016	10/22/2016 04:21	EPA 8260B	
1,2-Dichloroethane	ND	0.078	0.50	ug/L	1	10/21/2016	10/22/2016 04:21	EPA 8260B	
1,2-Dichloropropane	ND	0.10	0.50	ug/L	1	10/21/2016	10/22/2016 04:21	EPA 8260B	
1,3,5-Trimethylbenzene	ND	0.075	0.50	ug/L	1	10/21/2016	10/22/2016 04:21	EPA 8260B	
1,3-Dichlorobenzene	ND	0.096	0.50	ug/L	1	10/21/2016	10/22/2016 04:21	EPA 8260B	
1,3-Dichloropropane	ND	0.11	0.50	ug/L	1	10/21/2016	10/22/2016 04:21	EPA 8260B	
1,4-Dichlorobenzene	ND	0.070	0.50	ug/L	1	10/21/2016	10/22/2016 04:21	EPA 8260B	
2,2-Dichloropropane	ND	0.14	0.50	ug/L	1	10/21/2016	10/22/2016 04:21	EPA 8260B	
2-Butanone	ND	3.0	20	ug/L	1	10/21/2016	10/22/2016 04:21	EPA 8260B	
2-Chlorotoluene	ND	0.075	0.50	ug/L	1	10/21/2016	10/22/2016 04:21	EPA 8260B	
2-Hexanone	ND	0.95	20	ug/L	1	10/21/2016	10/22/2016 04:21	EPA 8260B	
4-Chlorotoluene	ND	0.073	0.50	ug/L	1	10/21/2016	10/22/2016 04:21	EPA 8260B	
4-Methyl-2-pentanone	ND	0.77	20	ug/L	1	10/21/2016	10/22/2016 04:21	EPA 8260B	
Acetone	ND	3.4	20	ug/L	1	10/21/2016	10/22/2016 04:21	EPA 8260B	
Benzene	ND	0.089	0.50	ug/L	1	10/21/2016	10/22/2016 04:21	EPA 8260B	
Bromobenzene	ND	0.084	0.50	ug/L	1	10/21/2016	10/22/2016 04:21	EPA 8260B	
Bromochloromethane	ND	0.31	0.50	ug/L	1	10/21/2016	10/22/2016 04:21	EPA 8260B	
Bromodichloromethane	ND	0.077	0.50	ug/L	1	10/21/2016	10/22/2016 04:21	EPA 8260B	
Bromoform	ND	0.088	0.50	ug/L	1	10/21/2016	10/22/2016 04:21	EPA 8260B	
Bromomethane	ND	0.59	5.0	ug/L	1	10/21/2016	10/22/2016 04:21	EPA 8260B	
Carbon disulfide	ND	0.053	0.50	ug/L	1	10/21/2016	10/22/2016 04:21	EPA 8260B	
Carbon tetrachloride	ND	0.038	0.50	ug/L	1	10/21/2016	10/22/2016 04:21	EPA 8260B	
Chlorobenzene	ND	0.073	0.50	ug/L	1	10/21/2016	10/22/2016 04:21	EPA 8260B	
Chloroethane	ND	0.25	5.0	ug/L	1	10/21/2016	10/22/2016 04:21	EPA 8260B	
Chloroform	ND	0.062	0.50	ug/L	1	10/21/2016	10/22/2016 04:21	EPA 8260B	



2525 Advance Road
Madison, WI 53718
608.221.8700 Phone
608.221.4889 Fax

TRC Environmental Corporation, Inc.
708 Heartland Trail, Ste 3000
Madison WI, 53717

Project: Madison Kipp Corp. Quarterly Sampling
Project Number: 243950.000001
Project Manager: Andrew Stehn

DUP-04

A164301-49 (Water)

Date Sampled
10/13/2016 00:00

Analyte	Result	Limit of Detection	Limit of Quantitation	Units	Dilution	Prepared	Analyzed	Method	Qualifiers
---------	--------	--------------------	-----------------------	-------	----------	----------	----------	--------	------------

ECCS

Volatile Organic Compounds by Method 8260 - Purge and Trap

Preparation Batch:A610051

Chloromethane	0.63	0.16	2.0	ug/L	1	10/21/2016	10/22/2016 04:21	EPA 8260B	HC, J
cis-1,2-Dichloroethene	17	0.11	0.50	ug/L	1	10/21/2016	10/22/2016 04:21	EPA 8260B	
cis-1,3-Dichloropropene	ND	0.061	0.50	ug/L	1	10/21/2016	10/22/2016 04:21	EPA 8260B	
Dibromochloromethane	ND	0.091	0.50	ug/L	1	10/21/2016	10/22/2016 04:21	EPA 8260B	
Dibromomethane	ND	0.14	0.50	ug/L	1	10/21/2016	10/22/2016 04:21	EPA 8260B	
Dichlorodifluoromethane	ND	0.11	0.50	ug/L	1	10/21/2016	10/22/2016 04:21	EPA 8260B	
Diisopropyl Ether	ND	0.15	0.50	ug/L	1	10/21/2016	10/22/2016 04:21	EPA 8260B	
Ethylbenzene	ND	0.054	0.50	ug/L	1	10/21/2016	10/22/2016 04:21	EPA 8260B	
Hexachlorobutadiene	ND	0.13	2.0	ug/L	1	10/21/2016	10/22/2016 04:21	EPA 8260B	
Isopropylbenzene	ND	0.081	0.50	ug/L	1	10/21/2016	10/22/2016 04:21	EPA 8260B	
m,p-Xylene	ND	0.057	1.0	ug/L	1	10/21/2016	10/22/2016 04:21	EPA 8260B	
Methyl t-Butyl Ether	ND	0.14	0.50	ug/L	1	10/21/2016	10/22/2016 04:21	EPA 8260B	
Methylene chloride	ND	0.14	2.0	ug/L	1	10/21/2016	10/22/2016 04:21	EPA 8260B	
Naphthalene	ND	0.088	5.0	ug/L	1	10/21/2016	10/22/2016 04:21	EPA 8260B	
n-Butyl Benzene	ND	0.14	0.50	ug/L	1	10/21/2016	10/22/2016 04:21	EPA 8260B	
n-Hexane	ND	0.21	0.50	ug/L	1	10/21/2016	10/22/2016 04:21	EPA 8260B	
n-Propyl Benzene	ND	0.10	0.50	ug/L	1	10/21/2016	10/22/2016 04:21	EPA 8260B	
o-Xylene	ND	0.058	0.50	ug/L	1	10/21/2016	10/22/2016 04:21	EPA 8260B	
p-Isopropyltoluene	ND	0.085	0.50	ug/L	1	10/21/2016	10/22/2016 04:21	EPA 8260B	
sec-Butyl Benzene	ND	0.13	0.50	ug/L	1	10/21/2016	10/22/2016 04:21	EPA 8260B	
Styrene	ND	0.065	0.50	ug/L	1	10/21/2016	10/22/2016 04:21	EPA 8260B	
tert-Butylbenzene	ND	0.12	0.50	ug/L	1	10/21/2016	10/22/2016 04:21	EPA 8260B	
Tetrachloroethene	18	0.081	0.50	ug/L	1	10/21/2016	10/22/2016 04:21	EPA 8260B	
Tetrahydrofuran	ND	1.2	10	ug/L	1	10/21/2016	10/22/2016 04:21	EPA 8260B	
Toluene	ND	0.053	0.50	ug/L	1	10/21/2016	10/22/2016 04:21	EPA 8260B	
trans-1,2-Dichloroethene	0.17	0.11	0.50	ug/L	1	10/21/2016	10/22/2016 04:21	EPA 8260B	J
trans-1,3-Dichloropropene	ND	0.096	0.50	ug/L	1	10/21/2016	10/22/2016 04:21	EPA 8260B	
Trichloroethene	7.2	0.062	0.50	ug/L	1	10/21/2016	10/22/2016 04:21	EPA 8260B	
Trichlorofluoromethane	ND	0.13	0.50	ug/L	1	10/21/2016	10/22/2016 04:21	EPA 8260B	
Vinyl chloride	0.17	0.16	0.50	ug/L	1	10/21/2016	10/22/2016 04:21	EPA 8260B	HC, J
Surrogate: Dibromofluoromethane			127 %	60-140		10/21/2016	10/22/2016 04:21	EPA 8260B	
Surrogate: Toluene-d8			98.7 %	60-140		10/21/2016	10/22/2016 04:21	EPA 8260B	
Surrogate: 4-Bromofluorobenzene			106 %	60-140		10/21/2016	10/22/2016 04:21	EPA 8260B	



2525 Advance Road
 Madison, WI 53718
 608.221.8700 Phone
 608.221.4889 Fax

TRC Environmental Corporation, Inc.
 708 Heartland Trail, Ste 3000
 Madison WI, 53717

Project: Madison Kipp Corp. Quarterly Sampling
 Project Number: 243950.000001
 Project Manager: Andrew Stehn

DUP-05
A164301-50 (Water)

Date Sampled
 10/14/2016 00:00

Analyte	Result	Limit of Detection	Limit of Quantitation	Units	Dilution	Prepared	Analyzed	Method	Qualifiers
---------	--------	--------------------	-----------------------	-------	----------	----------	----------	--------	------------

ECCS

Volatile Organic Compounds by Method 8260 - Purge and Trap

Preparation Batch:A610051

1,1,1,2-Tetrachloroethane	ND	0.22	1.0	ug/L	2	10/21/2016	10/22/2016 06:37	EPA 8260B	
1,1,1-Trichloroethane	ND	0.20	1.0	ug/L	2	10/21/2016	10/22/2016 06:37	EPA 8260B	
1,1,2,2-Tetrachloroethane	ND	0.20	1.0	ug/L	2	10/21/2016	10/22/2016 06:37	EPA 8260B	
1,1,2-Trichloroethane	ND	0.20	1.0	ug/L	2	10/21/2016	10/22/2016 06:37	EPA 8260B	
1,1,2-Trichlorotrifluoroethane	ND	0.26	1.0	ug/L	2	10/21/2016	10/22/2016 06:37	EPA 8260B	
1,1-Dichloroethane	ND	0.24	1.0	ug/L	2	10/21/2016	10/22/2016 06:37	EPA 8260B	
1,1-Dichloroethene	ND	0.28	1.0	ug/L	2	10/21/2016	10/22/2016 06:37	EPA 8260B	
1,1-Dichloropropene	ND	0.22	1.0	ug/L	2	10/21/2016	10/22/2016 06:37	EPA 8260B	
1,2,3-Trichlorobenzene	ND	0.090	4.0	ug/L	2	10/21/2016	10/22/2016 06:37	EPA 8260B	
1,2,3-Trichloropropane	ND	0.30	2.0	ug/L	2	10/21/2016	10/22/2016 06:37	EPA 8260B	
1,2,4-Trichlorobenzene	ND	0.15	4.0	ug/L	2	10/21/2016	10/22/2016 06:37	EPA 8260B	
1,2,4-Trimethylbenzene	ND	0.12	1.0	ug/L	2	10/21/2016	10/22/2016 06:37	EPA 8260B	
1,2-Dibromo-3-chloropropane	ND	0.50	1.0	ug/L	2	10/21/2016	10/22/2016 06:37	EPA 8260B	
1,2-Dibromoethane (EDB)	ND	0.26	1.0	ug/L	2	10/21/2016	10/22/2016 06:37	EPA 8260B	
1,2-Dichlorobenzene	ND	0.15	1.0	ug/L	2	10/21/2016	10/22/2016 06:37	EPA 8260B	
1,2-Dichloroethane	ND	0.16	1.0	ug/L	2	10/21/2016	10/22/2016 06:37	EPA 8260B	
1,2-Dichloropropane	ND	0.20	1.0	ug/L	2	10/21/2016	10/22/2016 06:37	EPA 8260B	
1,3,5-Trimethylbenzene	ND	0.15	1.0	ug/L	2	10/21/2016	10/22/2016 06:37	EPA 8260B	
1,3-Dichlorobenzene	ND	0.19	1.0	ug/L	2	10/21/2016	10/22/2016 06:37	EPA 8260B	
1,3-Dichloropropane	ND	0.22	1.0	ug/L	2	10/21/2016	10/22/2016 06:37	EPA 8260B	
1,4-Dichlorobenzene	ND	0.14	1.0	ug/L	2	10/21/2016	10/22/2016 06:37	EPA 8260B	
2,2-Dichloropropane	ND	0.28	1.0	ug/L	2	10/21/2016	10/22/2016 06:37	EPA 8260B	
2-Butanone	ND	6.0	40	ug/L	2	10/21/2016	10/22/2016 06:37	EPA 8260B	
2-Chlorotoluene	ND	0.15	1.0	ug/L	2	10/21/2016	10/22/2016 06:37	EPA 8260B	
2-Hexanone	ND	1.9	40	ug/L	2	10/21/2016	10/22/2016 06:37	EPA 8260B	
4-Chlorotoluene	ND	0.15	1.0	ug/L	2	10/21/2016	10/22/2016 06:37	EPA 8260B	
4-Methyl-2-pentanone	ND	1.5	40	ug/L	2	10/21/2016	10/22/2016 06:37	EPA 8260B	
Acetone	ND	6.8	40	ug/L	2	10/21/2016	10/22/2016 06:37	EPA 8260B	
Benzene	ND	0.18	1.0	ug/L	2	10/21/2016	10/22/2016 06:37	EPA 8260B	
Bromobenzene	ND	0.17	1.0	ug/L	2	10/21/2016	10/22/2016 06:37	EPA 8260B	
Bromochloromethane	ND	0.62	1.0	ug/L	2	10/21/2016	10/22/2016 06:37	EPA 8260B	
Bromodichloromethane	ND	0.15	1.0	ug/L	2	10/21/2016	10/22/2016 06:37	EPA 8260B	
Bromoform	ND	0.18	1.0	ug/L	2	10/21/2016	10/22/2016 06:37	EPA 8260B	
Bromomethane	ND	1.2	10	ug/L	2	10/21/2016	10/22/2016 06:37	EPA 8260B	
Carbon disulfide	ND	0.11	1.0	ug/L	2	10/21/2016	10/22/2016 06:37	EPA 8260B	
Carbon tetrachloride	ND	0.076	1.0	ug/L	2	10/21/2016	10/22/2016 06:37	EPA 8260B	
Chlorobenzene	ND	0.15	1.0	ug/L	2	10/21/2016	10/22/2016 06:37	EPA 8260B	
Chloroethane	ND	0.50	10	ug/L	2	10/21/2016	10/22/2016 06:37	EPA 8260B	
Chloroform	ND	0.12	1.0	ug/L	2	10/21/2016	10/22/2016 06:37	EPA 8260B	



2525 Advance Road
 Madison, WI 53718
 608.221.8700 Phone
 608.221.4889 Fax

TRC Environmental Corporation, Inc.
 708 Heartland Trail, Ste 3000
 Madison WI, 53717

Project: Madison Kipp Corp. Quarterly Sampling
 Project Number: 243950.000001
 Project Manager: Andrew Stehn

DUP-05
A164301-50 (Water)

Date Sampled
 10/14/2016 00:00

Analyte	Result	Limit of Detection	Limit of Quantitation	Units	Dilution	Prepared	Analyzed	Method	Qualifiers
---------	--------	--------------------	-----------------------	-------	----------	----------	----------	--------	------------

ECCS

Volatile Organic Compounds by Method 8260 - Purge and Trap

Preparation Batch:A610051

Chloromethane	0.86	0.32	4.0	ug/L	2	10/21/2016	10/22/2016 06:37	EPA 8260B	HC, J, D
cis-1,2-Dichloroethene	15	0.22	1.0	ug/L	2	10/21/2016	10/22/2016 06:37	EPA 8260B	D
cis-1,3-Dichloropropene	ND	0.12	1.0	ug/L	2	10/21/2016	10/22/2016 06:37	EPA 8260B	
Dibromochloromethane	ND	0.18	1.0	ug/L	2	10/21/2016	10/22/2016 06:37	EPA 8260B	
Dibromomethane	ND	0.28	1.0	ug/L	2	10/21/2016	10/22/2016 06:37	EPA 8260B	
Dichlorodifluoromethane	ND	0.22	1.0	ug/L	2	10/21/2016	10/22/2016 06:37	EPA 8260B	
Diisopropyl Ether	ND	0.30	1.0	ug/L	2	10/21/2016	10/22/2016 06:37	EPA 8260B	
Ethylbenzene	ND	0.11	1.0	ug/L	2	10/21/2016	10/22/2016 06:37	EPA 8260B	
Hexachlorobutadiene	ND	0.26	4.0	ug/L	2	10/21/2016	10/22/2016 06:37	EPA 8260B	
Isopropylbenzene	ND	0.16	1.0	ug/L	2	10/21/2016	10/22/2016 06:37	EPA 8260B	
m,p-Xylene	ND	0.11	2.0	ug/L	2	10/21/2016	10/22/2016 06:37	EPA 8260B	
Methyl t-Butyl Ether	ND	0.28	1.0	ug/L	2	10/21/2016	10/22/2016 06:37	EPA 8260B	
Methylene chloride	ND	0.28	4.0	ug/L	2	10/21/2016	10/22/2016 06:37	EPA 8260B	
Naphthalene	ND	0.18	10	ug/L	2	10/21/2016	10/22/2016 06:37	EPA 8260B	
n-Butyl Benzene	ND	0.28	1.0	ug/L	2	10/21/2016	10/22/2016 06:37	EPA 8260B	
n-Hexane	ND	0.42	1.0	ug/L	2	10/21/2016	10/22/2016 06:37	EPA 8260B	
n-Propyl Benzene	ND	0.20	1.0	ug/L	2	10/21/2016	10/22/2016 06:37	EPA 8260B	
o-Xylene	ND	0.12	1.0	ug/L	2	10/21/2016	10/22/2016 06:37	EPA 8260B	
p-Isopropyltoluene	ND	0.17	1.0	ug/L	2	10/21/2016	10/22/2016 06:37	EPA 8260B	
sec-Butyl Benzene	ND	0.26	1.0	ug/L	2	10/21/2016	10/22/2016 06:37	EPA 8260B	
Styrene	ND	0.13	1.0	ug/L	2	10/21/2016	10/22/2016 06:37	EPA 8260B	
tert-Butylbenzene	ND	0.24	1.0	ug/L	2	10/21/2016	10/22/2016 06:37	EPA 8260B	
Tetrachloroethene	88	0.16	1.0	ug/L	2	10/21/2016	10/22/2016 06:37	EPA 8260B	D
Tetrahydrofuran	ND	2.4	20	ug/L	2	10/21/2016	10/22/2016 06:37	EPA 8260B	
Toluene	ND	0.11	1.0	ug/L	2	10/21/2016	10/22/2016 06:37	EPA 8260B	
trans-1,2-Dichloroethene	ND	0.22	1.0	ug/L	2	10/21/2016	10/22/2016 06:37	EPA 8260B	
trans-1,3-Dichloropropene	ND	0.19	1.0	ug/L	2	10/21/2016	10/22/2016 06:37	EPA 8260B	
Trichloroethene	9.1	0.12	1.0	ug/L	2	10/21/2016	10/22/2016 06:37	EPA 8260B	D
Trichlorofluoromethane	ND	0.26	1.0	ug/L	2	10/21/2016	10/22/2016 06:37	EPA 8260B	
Vinyl chloride	ND	0.32	1.0	ug/L	2	10/21/2016	10/22/2016 06:37	EPA 8260B	
Surrogate: Dibromofluoromethane			125 %	60-140		10/21/2016	10/22/2016 06:37	EPA 8260B	
Surrogate: Toluene-d8			93.2 %	60-140		10/21/2016	10/22/2016 06:37	EPA 8260B	
Surrogate: 4-Bromofluorobenzene			101 %	60-140		10/21/2016	10/22/2016 06:37	EPA 8260B	



2525 Advance Road
 Madison, WI 53718
 608.221.8700 Phone
 608.221.4889 Fax

TRC Environmental Corporation, Inc.
 708 Heartland Trail, Ste 3000
 Madison WI, 53717

Project: Madison Kipp Corp. Quarterly Sampling
 Project Number: 243950.000001
 Project Manager: Andrew Stehn

Volatile Organic Compounds by Method 8260 - Purge and Trap - Quality Control
ECCS

Analyte	Result	Limit of Quantitation	Units	Spike Level	Source Result	%REC	%REC Limits	RPD	RPD Limit	Notes
---------	--------	-----------------------	-------	-------------	---------------	------	-------------	-----	-----------	-------

Batch A610048 - EPA 5030B

Blank (A610048-BLK1)

Prepared: 10/20/2016 Analyzed: 10/20/2016 22:49

1,1,1,2-Tetrachloroethane	ND	0.50	ug/L							
1,1,1-Trichloroethane	ND	0.50	ug/L							
1,1,2,2-Tetrachloroethane	ND	0.50	ug/L							
1,1,2-Trichloroethane	ND	0.50	ug/L							
1,1,2-Trichlorotrifluoroethane	ND	0.50	ug/L							
1,1-Dichloroethane	ND	0.50	ug/L							
1,1-Dichloroethene	ND	0.50	ug/L							
1,1-Dichloropropene	ND	0.50	ug/L							
1,2,3-Trichlorobenzene	ND	2.0	ug/L							
1,2,3-Trichloropropane	ND	1.0	ug/L							
1,2,4-Trichlorobenzene	ND	2.0	ug/L							
1,2,4-Trimethylbenzene	ND	0.50	ug/L							
1,2-Dibromo-3-chloropropane	ND	0.50	ug/L							
1,2-Dibromoethane (EDB)	ND	0.50	ug/L							
1,2-Dichlorobenzene	ND	0.50	ug/L							
1,2-Dichloroethane	ND	0.50	ug/L							
1,2-Dichloropropane	ND	0.50	ug/L							
1,3,5-Trimethylbenzene	ND	0.50	ug/L							
1,3-Dichlorobenzene	ND	0.50	ug/L							
1,3-Dichloropropane	ND	0.50	ug/L							
1,4-Dichlorobenzene	ND	0.50	ug/L							
2,2-Dichloropropane	ND	0.50	ug/L							
2-Butanone	ND	20	ug/L							
2-Chlorotoluene	ND	0.50	ug/L							
2-Hexanone	ND	20	ug/L							
4-Chlorotoluene	ND	0.50	ug/L							
4-Methyl-2-pentanone	ND	20	ug/L							
Acetone	ND	20	ug/L							
Benzene	ND	0.50	ug/L							
Bromobenzene	ND	0.50	ug/L							
Bromochloromethane	ND	0.50	ug/L							
Bromodichloromethane	ND	0.50	ug/L							
Bromoform	ND	0.50	ug/L							
Bromomethane	ND	5.0	ug/L							
Carbon disulfide	ND	0.50	ug/L							
Carbon tetrachloride	ND	0.50	ug/L							
Chlorobenzene	ND	0.50	ug/L							
Chloroethane	ND	5.0	ug/L							
Chloroform	ND	0.50	ug/L							
Chloromethane	0.28	2.0	ug/L							
cis-1,2-Dichloroethene	ND	0.50	ug/L							
cis-1,3-Dichloropropene	ND	0.50	ug/L							
Dibromochloromethane	ND	0.50	ug/L							
Dibromomethane	ND	0.50	ug/L							

J



2525 Advance Road
 Madison, WI 53718
 608.221.8700 Phone
 608.221.4889 Fax

TRC Environmental Corporation, Inc.
 708 Heartland Trail, Ste 3000
 Madison WI, 53717

Project: Madison Kipp Corp. Quarterly Sampling
 Project Number: 243950.000001
 Project Manager: Andrew Stehn

Volatile Organic Compounds by Method 8260 - Purge and Trap - Quality Control
ECCS

Analyte	Result	Limit of Quantitation	Units	Spike Level	Source Result	%REC	%REC Limits	RPD	RPD Limit	Notes
---------	--------	-----------------------	-------	-------------	---------------	------	-------------	-----	-----------	-------

Batch A610048 - EPA 5030B

Blank (A610048-BLK1)

Prepared: 10/20/2016 Analyzed: 10/20/2016 22:49

Dichlorodifluoromethane	ND	0.50	ug/L							
Diisopropyl Ether	ND	0.50	ug/L							
Ethylbenzene	ND	0.50	ug/L							
Hexachlorobutadiene	ND	2.0	ug/L							
Isopropylbenzene	ND	0.50	ug/L							
m,p-Xylene	ND	1.0	ug/L							
Methyl t-Butyl Ether	ND	0.50	ug/L							
Methylene chloride	ND	2.0	ug/L							
Naphthalene	ND	5.0	ug/L							
n-Butyl Benzene	ND	0.50	ug/L							
n-Hexane	ND	0.50	ug/L							
n-Propyl Benzene	ND	0.50	ug/L							
o-Xylene	ND	0.50	ug/L							
p-Isopropyltoluene	ND	0.50	ug/L							
sec-Butyl Benzene	ND	0.50	ug/L							
Styrene	ND	0.50	ug/L							
tert-Butylbenzene	ND	0.50	ug/L							
Tetrachloroethene	ND	0.50	ug/L							
Tetrahydrofuran	ND	10	ug/L							
Toluene	ND	0.50	ug/L							
trans-1,2-Dichloroethene	ND	0.50	ug/L							
trans-1,3-Dichloropropene	ND	0.50	ug/L							
Trichloroethene	ND	0.50	ug/L							
Trichlorofluoromethane	ND	0.50	ug/L							
Vinyl chloride	ND	0.50	ug/L							
<i>Surrogate: Dibromofluoromethane</i>	<i>12.1</i>		<i>ug/L</i>	<i>10.00</i>		<i>121</i>	<i>60-140</i>			
<i>Surrogate: Toluene-d8</i>	<i>10.1</i>		<i>ug/L</i>	<i>10.00</i>		<i>101</i>	<i>60-140</i>			
<i>Surrogate: 4-Bromofluorobenzene</i>	<i>10.0</i>		<i>ug/L</i>	<i>10.00</i>		<i>100</i>	<i>60-140</i>			

LCS (A610048-BS1)

Prepared: 10/20/2016 Analyzed: 10/21/2016 04:42

1,1,1,2-Tetrachloroethane	5.21	0.50	ug/L	5.000		104	76.4-131			
1,1,1-Trichloroethane	6.51	0.50	ug/L	5.000		130	72.9-141			
1,1,2,2-Tetrachloroethane	4.70	0.50	ug/L	5.000		94.0	74.9-124			
1,1,2-Trichloroethane	4.84	0.50	ug/L	5.000		96.8	80.9-126			
1,1,2-Trichlorotrifluoroethane	6.49	0.50	ug/L	5.000		130	58-155			
1,1-Dichloroethane	5.91	0.50	ug/L	5.000		118	74-137			
1,1-Dichloroethene	6.47	0.50	ug/L	5.000		129	53.4-153			
1,1-Dichloropropene	5.10	0.50	ug/L	5.000		102	75.9-130			
1,2,3-Trichlorobenzene	4.69	2.0	ug/L	5.000		93.8	79.3-122			
1,2,3-Trichloropropane	5.22	1.0	ug/L	5.000		104	66.7-127			
1,2,4-Trichlorobenzene	4.53	2.0	ug/L	5.000		90.6	76.4-124			
1,2,4-Trimethylbenzene	5.36	0.50	ug/L	5.000		107	81.4-122			
1,2-Dibromo-3-chloropropane	4.45	0.50	ug/L	5.000		89.0	58.1-129			
1,2-Dibromoethane (EDB)	4.99	0.50	ug/L	5.000		99.8	75.6-126			



2525 Advance Road
 Madison, WI 53718
 608.221.8700 Phone
 608.221.4889 Fax

TRC Environmental Corporation, Inc.
 708 Heartland Trail, Ste 3000
 Madison WI, 53717

Project: Madison Kipp Corp. Quarterly Sampling
 Project Number: 243950.000001
 Project Manager: Andrew Stehn

Volatile Organic Compounds by Method 8260 - Purge and Trap - Quality Control
ECCS

Analyte	Result	Limit of Quantitation	Units	Spike Level	Source Result	%REC	%REC Limits	RPD	RPD Limit	Notes
---------	--------	-----------------------	-------	-------------	---------------	------	-------------	-----	-----------	-------

Batch A610048 - EPA 5030B

LCS (A610048-BS1)

Prepared: 10/20/2016 Analyzed: 10/21/2016 04:42

1,2-Dichlorobenzene	5.02	0.50	ug/L	5.000		100	88.5-116			
1,2-Dichloroethane	6.59	0.50	ug/L	5.000		132	66.7-147			
1,2-Dichloropropane	4.95	0.50	ug/L	5.000		99.0	83.7-117			
1,3,5-Trimethylbenzene	5.25	0.50	ug/L	5.000		105	83.5-120			
1,3-Dichlorobenzene	4.94	0.50	ug/L	5.000		98.8	89-116			
1,3-Dichloropropane	4.86	0.50	ug/L	5.000		97.2	80.4-121			
1,4-Dichlorobenzene	4.90	0.50	ug/L	5.000		98.0	86.7-116			
2,2-Dichloropropane	5.97	0.50	ug/L	5.000		119	67.9-135			
2-Butanone	42.3	20	ug/L	50.00		84.5	59.2-137			
2-Chlorotoluene	5.43	0.50	ug/L	5.000		109	82.4-123			
2-Hexanone	39.7	20	ug/L	50.00		79.5	59.4-135			
4-Chlorotoluene	5.32	0.50	ug/L	5.000		106	83.8-121			
4-Methyl-2-pentanone	41.3	20	ug/L	50.00		82.6	58.7-142			
Acetone	55.1	20	ug/L	50.00		110	37.9-167			
Benzene	5.24	0.50	ug/L	5.000		105	78.5-123			
Bromobenzene	4.74	0.50	ug/L	5.000		94.8	84.4-116			
Bromochloromethane	5.70	0.50	ug/L	5.000		114	81-126			
Bromodichloromethane	5.73	0.50	ug/L	5.000		115	73.7-134			
Bromoform	4.78	0.50	ug/L	5.000		95.6	60.5-138			
Bromomethane	6.27	5.0	ug/L	5.000		125	30.9-196			
Carbon disulfide	6.62	0.50	ug/L	5.000		132	55.2-145			
Carbon tetrachloride	5.97	0.50	ug/L	5.000		119	55.9-147			
Chlorobenzene	5.07	0.50	ug/L	5.000		101	90.4-114			
Chloroethane	6.17	5.0	ug/L	5.000		123	35.4-176			
Chloroform	6.33	0.50	ug/L	5.000		127	73.5-136			
Chloromethane	5.99	2.0	ug/L	5.000		120	40.6-154			
cis-1,2-Dichloroethene	5.65	0.50	ug/L	5.000		113	84.6-122			
cis-1,3-Dichloropropene	4.78	0.50	ug/L	5.000		95.6	78.3-119			
Dibromochloromethane	5.31	0.50	ug/L	5.000		106	72-132			
Dibromomethane	5.59	0.50	ug/L	5.000		112	75.5-131			
Dichlorodifluoromethane	6.38	0.50	ug/L	5.000		128	28.4-185			
Diisopropyl Ether	5.34	0.50	ug/L	5.000		107	73-126			
Ethylbenzene	5.24	0.50	ug/L	5.000		105	86.8-118			
Hexachlorobutadiene	5.19	2.0	ug/L	5.000		104	82.5-127			
Isopropylbenzene	5.28	0.50	ug/L	5.000		106	86.1-120			
m,p-Xylene	10.0	1.0	ug/L	10.00		100	86.9-120			
Methyl t-Butyl Ether	5.38	0.50	ug/L	5.000		108	66.1-131			
Methylene chloride	5.50	2.0	ug/L	5.000		110	73.2-131			
Naphthalene	4.14	5.0	ug/L	5.000		82.8	57.7-131			
n-Butyl Benzene	4.92	0.50	ug/L	5.000		98.4	79.2-126			
n-Hexane	4.59	0.50	ug/L	5.000		91.8	53.6-148			
n-Propyl Benzene	5.12	0.50	ug/L	5.000		102	82.9-122			
o-Xylene	5.03	0.50	ug/L	5.000		101	82.8-119			
p-Isopropyltoluene	4.90	0.50	ug/L	5.000		98.0	81.9-122			

J



2525 Advance Road
Madison, WI 53718
608.221.8700 Phone
608.221.4889 Fax

TRC Environmental Corporation, Inc.
708 Heartland Trail, Ste 3000
Madison WI, 53717

Project: Madison Kipp Corp. Quarterly Sampling
Project Number: 243950.000001
Project Manager: Andrew Stehn

Volatile Organic Compounds by Method 8260 - Purge and Trap - Quality Control
ECCS

Analyte	Result	Limit of Quantitation	Units	Spike Level	Source Result	%REC	%REC Limits	RPD	RPD Limit	Notes
---------	--------	-----------------------	-------	-------------	---------------	------	-------------	-----	-----------	-------

Batch A610048 - EPA 5030B

LCS (A610048-BS1)

Prepared: 10/20/2016 Analyzed: 10/21/2016 04:42

sec-Butyl Benzene	5.02	0.50	ug/L	5.000		100	83.1-121			
Styrene	5.03	0.50	ug/L	5.000		101	86.3-119			
tert-Butylbenzene	5.03	0.50	ug/L	5.000		101	80.4-122			
Tetrachloroethene	4.58	0.50	ug/L	5.000		91.6	87.2-121			
Tetrahydrofuran	20.7	10	ug/L	25.00		82.7	57.7-138			
Toluene	4.86	0.50	ug/L	5.000		97.2	82.2-121			
trans-1,2-Dichloroethene	5.80	0.50	ug/L	5.000		116	81.4-124			
trans-1,3-Dichloropropene	5.23	0.50	ug/L	5.000		105	74.5-123			
Trichloroethene	5.07	0.50	ug/L	5.000		101	85.7-121			
Trichlorofluoromethane	7.41	0.50	ug/L	5.000		148	45.7-170			
Vinyl chloride	5.65	0.50	ug/L	5.000		113	40.2-170			
<i>Surrogate: Dibromofluoromethane</i>	6.40		ug/L	5.000		128	60-140			
<i>Surrogate: Toluene-d8</i>	5.10		ug/L	5.000		102	60-140			
<i>Surrogate: 4-Bromofluorobenzene</i>	5.29		ug/L	5.000		106	60-140			

Matrix Spike (A610048-MS1)

Source: A164301-19

Prepared: 10/20/2016 Analyzed: 10/21/2016 03:48

1,1,1,2-Tetrachloroethane	5.36	0.50	ug/L	5.000	ND	107	79-130			
1,1,1-Trichloroethane	6.63	0.50	ug/L	5.000	ND	133	72.9-143			
1,1,2,2-Tetrachloroethane	4.50	0.50	ug/L	5.000	ND	90.0	71.2-130			
1,1,2-Trichloroethane	4.97	0.50	ug/L	5.000	ND	99.4	79.4-132			
1,1,2-Trichlorotrifluoroethane	6.98	0.50	ug/L	5.000	ND	140	48.9-171			
1,1-Dichloroethane	6.09	0.50	ug/L	5.000	ND	122	79.1-133			
1,1-Dichloroethene	6.16	0.50	ug/L	5.000	ND	123	54.9-154			
1,1-Dichloropropene	5.41	0.50	ug/L	5.000	ND	108	76.1-128			
1,2,3-Trichlorobenzene	4.68	2.0	ug/L	5.000	ND	93.6	73.3-124			
1,2,3-Trichloropropane	5.11	1.0	ug/L	5.000	ND	102	66.4-129			
1,2,4-Trichlorobenzene	4.69	2.0	ug/L	5.000	ND	93.8	71.4-125			
1,2,4-Trimethylbenzene	5.41	0.50	ug/L	5.000	ND	108	71.7-128			
1,2-Dibromo-3-chloropropane	4.20	0.50	ug/L	5.000	ND	84.0	52.4-136			
1,2-Dibromoethane (EDB)	5.08	0.50	ug/L	5.000	ND	102	73.4-131			
1,2-Dichlorobenzene	5.06	0.50	ug/L	5.000	ND	101	87.2-117			
1,2-Dichloroethane	6.61	0.50	ug/L	5.000	ND	132	69.3-145			
1,2-Dichloropropane	4.89	0.50	ug/L	5.000	ND	97.8	80.7-121			
1,3,5-Trimethylbenzene	5.44	0.50	ug/L	5.000	ND	109	74.3-126			
1,3-Dichlorobenzene	5.08	0.50	ug/L	5.000	ND	102	88.7-117			
1,3-Dichloropropane	5.02	0.50	ug/L	5.000	ND	100	84.9-119			
1,4-Dichlorobenzene	4.74	0.50	ug/L	5.000	ND	94.8	86.3-117			
2,2-Dichloropropane	5.87	0.50	ug/L	5.000	ND	117	70.5-133			
2-Butanone	41.7	20	ug/L	50.00	ND	83.4	54.8-140			
2-Chlorotoluene	5.50	0.50	ug/L	5.000	ND	110	81-123			
2-Hexanone	39.9	20	ug/L	50.00	ND	79.8	47.7-148			
4-Chlorotoluene	5.56	0.50	ug/L	5.000	ND	111	82.2-123			
4-Methyl-2-pentanone	39.8	20	ug/L	50.00	ND	79.6	52.2-148			
Acetone	52.3	20	ug/L	50.00	ND	105	11.1-197			



2525 Advance Road
 Madison, WI 53718
 608.221.8700 Phone
 608.221.4889 Fax

TRC Environmental Corporation, Inc.
 708 Heartland Trail, Ste 3000
 Madison WI, 53717

Project: Madison Kipp Corp. Quarterly Sampling
 Project Number: 243950.000001
 Project Manager: Andrew Stehn

Volatile Organic Compounds by Method 8260 - Purge and Trap - Quality Control
ECCS

Analyte	Result	Limit of Quantitation	Units	Spike Level	Source Result	%REC	%REC Limits	RPD	RPD Limit	Notes
---------	--------	-----------------------	-------	-------------	---------------	------	-------------	-----	-----------	-------

Batch A610048 - EPA 5030B

Matrix Spike (A610048-MS1)	Source: A164301-19		Prepared: 10/20/2016		Analyzed: 10/21/2016 03:48		
Benzene	5.39	0.50	ug/L	5.000	ND	108	77.2-124
Bromobenzene	4.95	0.50	ug/L	5.000	ND	99.0	83.2-117
Bromochloromethane	5.78	0.50	ug/L	5.000	ND	116	85.8-124
Bromodichloromethane	5.85	0.50	ug/L	5.000	ND	117	79.5-128
Bromoform	4.78	0.50	ug/L	5.000	ND	95.6	61.6-139
Bromomethane	6.18	5.0	ug/L	5.000	ND	124	24.3-199
Carbon disulfide	6.73	0.50	ug/L	5.000	ND	135	44.7-158
Carbon tetrachloride	6.42	0.50	ug/L	5.000	ND	128	62.3-145
Chlorobenzene	5.16	0.50	ug/L	5.000	ND	103	88.5-117
Chloroethane	6.17	5.0	ug/L	5.000	ND	123	26.4-185
Chloroform	6.65	0.50	ug/L	5.000	ND	133	75.4-135
Chloromethane	6.26	2.0	ug/L	5.000	0.370	118	26.7-168
cis-1,2-Dichloroethene	5.78	0.50	ug/L	5.000	ND	116	80.2-125
cis-1,3-Dichloropropene	4.80	0.50	ug/L	5.000	ND	96.0	76.1-121
Dibromochloromethane	5.42	0.50	ug/L	5.000	ND	108	77.8-127
Dibromomethane	5.70	0.50	ug/L	5.000	ND	114	79.7-128
Dichlorodifluoromethane	6.61	0.50	ug/L	5.000	ND	132	15.1-198
Diisopropyl Ether	5.58	0.50	ug/L	5.000	ND	112	73.7-125
Ethylbenzene	5.32	0.50	ug/L	5.000	ND	106	85.8-120
Hexachlorobutadiene	5.37	2.0	ug/L	5.000	ND	107	80.4-128
Isopropylbenzene	5.33	0.50	ug/L	5.000	ND	107	84.1-123
m,p-Xylene	10.0	1.0	ug/L	10.00	ND	100	81.3-124
Methyl t-Butyl Ether	5.67	0.50	ug/L	5.000	ND	113	63.2-134
Methylene chloride	6.26	2.0	ug/L	5.000	0.230	121	75.9-129
Naphthalene	4.07	5.0	ug/L	5.000	ND	81.4	47.9-135
n-Butyl Benzene	5.18	0.50	ug/L	5.000	ND	104	77.5-126
n-Hexane	4.86	0.50	ug/L	5.000	ND	97.2	48.8-150
n-Propyl Benzene	5.19	0.50	ug/L	5.000	ND	104	81.7-122
o-Xylene	4.93	0.50	ug/L	5.000	ND	98.6	81.6-119
p-Isopropyltoluene	5.00	0.50	ug/L	5.000	ND	100	78-124
sec-Butyl Benzene	5.19	0.50	ug/L	5.000	ND	104	80.3-123
Styrene	4.85	0.50	ug/L	5.000	ND	97.0	78.2-124
tert-Butylbenzene	5.26	0.50	ug/L	5.000	ND	105	78.4-122
Tetrachloroethene	5.10	0.50	ug/L	5.000	0.550	91.0	81.1-126
Tetrahydrofuran	19.3	10	ug/L	25.00	ND	77.0	45.4-144
Toluene	5.07	0.50	ug/L	5.000	0.0900	99.6	77.9-123
trans-1,2-Dichloroethene	5.82	0.50	ug/L	5.000	ND	116	81.4-124
trans-1,3-Dichloropropene	5.19	0.50	ug/L	5.000	ND	104	75.2-123
Trichloroethene	5.38	0.50	ug/L	5.000	ND	108	77.5-125
Trichlorofluoromethane	7.63	0.50	ug/L	5.000	ND	153	37.7-187
Vinyl chloride	5.58	0.50	ug/L	5.000	ND	112	40.1-168
Surrogate: Dibromofluoromethane	6.46		ug/L	5.000		129	60-140
Surrogate: Toluene-d8	5.12		ug/L	5.000		102	60-140
Surrogate: 4-Bromofluorobenzene	5.51		ug/L	5.000		110	60-140



2525 Advance Road
 Madison, WI 53718
 608.221.8700 Phone
 608.221.4889 Fax

TRC Environmental Corporation, Inc.
 708 Heartland Trail, Ste 3000
 Madison WI, 53717

Project: Madison Kipp Corp. Quarterly Sampling
 Project Number: 243950.000001
 Project Manager: Andrew Stehn

Volatile Organic Compounds by Method 8260 - Purge and Trap - Quality Control
ECCS

Analyte	Result	Limit of Quantitation	Units	Spike Level	Source Result	%REC	%REC Limits	RPD	RPD Limit	Notes
---------	--------	-----------------------	-------	-------------	---------------	------	-------------	-----	-----------	-------

Batch A610048 - EPA 5030B

Matrix Spike Dup (A610048-MSD1)

Source: A164301-19

Prepared: 10/20/2016 Analyzed: 10/21/2016 04:15

1,1,1,2-Tetrachloroethane	5.26	0.50	ug/L	5.000	ND	105	79-130	1.88	20	
1,1,1-Trichloroethane	6.49	0.50	ug/L	5.000	ND	130	72.9-143	2.13	20	
1,1,2,2-Tetrachloroethane	5.02	0.50	ug/L	5.000	ND	100	71.2-130	10.9	20	
1,1,2-Trichloroethane	4.81	0.50	ug/L	5.000	ND	96.2	79.4-132	3.27	20	
1,1,2-Trichlorotrifluoroethane	6.74	0.50	ug/L	5.000	ND	135	48.9-171	3.50	20	
1,1-Dichloroethane	5.83	0.50	ug/L	5.000	ND	117	79.1-133	4.36	20	
1,1-Dichloroethene	6.34	0.50	ug/L	5.000	ND	127	54.9-154	2.88	20	
1,1-Dichloropropene	5.20	0.50	ug/L	5.000	ND	104	76.1-128	3.96	20	
1,2,3-Trichlorobenzene	4.81	2.0	ug/L	5.000	ND	96.2	73.3-124	2.74	20	
1,2,3-Trichloropropane	5.05	1.0	ug/L	5.000	ND	101	66.4-129	1.18	20	
1,2,4-Trichlorobenzene	4.49	2.0	ug/L	5.000	ND	89.8	71.4-125	4.36	20	
1,2,4-Trimethylbenzene	5.32	0.50	ug/L	5.000	ND	106	71.7-128	1.68	20	
1,2-Dibromo-3-chloropropane	4.60	0.50	ug/L	5.000	ND	92.0	52.4-136	9.09	20	
1,2-Dibromoethane (EDB)	5.28	0.50	ug/L	5.000	ND	106	73.4-131	3.86	20	
1,2-Dichlorobenzene	4.99	0.50	ug/L	5.000	ND	99.8	87.2-117	1.39	20	
1,2-Dichloroethane	6.45	0.50	ug/L	5.000	ND	129	69.3-145	2.45	20	
1,2-Dichloropropane	4.92	0.50	ug/L	5.000	ND	98.4	80.7-121	0.612	20	
1,3,5-Trimethylbenzene	5.33	0.50	ug/L	5.000	ND	107	74.3-126	2.04	20	
1,3-Dichlorobenzene	4.99	0.50	ug/L	5.000	ND	99.8	88.7-117	1.79	20	
1,3-Dichloropropane	4.98	0.50	ug/L	5.000	ND	99.6	84.9-119	0.800	20	
1,4-Dichlorobenzene	4.92	0.50	ug/L	5.000	ND	98.4	86.3-117	3.73	20	
2,2-Dichloropropane	5.72	0.50	ug/L	5.000	ND	114	70.5-133	2.59	20	
2-Butanone	45.2	20	ug/L	50.00	ND	90.3	54.8-140	7.99	20	
2-Chlorotoluene	5.43	0.50	ug/L	5.000	ND	109	81-123	1.28	20	
2-Hexanone	40.8	20	ug/L	50.00	ND	81.6	47.7-148	2.21	20	
4-Chlorotoluene	5.53	0.50	ug/L	5.000	ND	111	82.2-123	0.541	20	
4-Methyl-2-pentanone	42.4	20	ug/L	50.00	ND	84.8	52.2-148	6.35	20	
Acetone	50.9	20	ug/L	50.00	ND	102	11.1-197	2.89	20	
Benzene	5.17	0.50	ug/L	5.000	ND	103	77.2-124	4.17	20	
Bromobenzene	4.79	0.50	ug/L	5.000	ND	95.8	83.2-117	3.29	20	
Bromochloromethane	5.44	0.50	ug/L	5.000	ND	109	85.8-124	6.06	20	
Bromodichloromethane	5.54	0.50	ug/L	5.000	ND	111	79.5-128	5.44	20	
Bromoform	4.99	0.50	ug/L	5.000	ND	99.8	61.6-139	4.30	20	
Bromomethane	6.06	5.0	ug/L	5.000	ND	121	24.3-199	1.96	20	
Carbon disulfide	6.59	0.50	ug/L	5.000	ND	132	44.7-158	2.10	20	
Carbon tetrachloride	6.22	0.50	ug/L	5.000	ND	124	62.3-145	3.16	20	
Chlorobenzene	5.09	0.50	ug/L	5.000	ND	102	88.5-117	1.37	20	
Chloroethane	6.28	5.0	ug/L	5.000	ND	126	26.4-185	1.77	20	
Chloroform	6.43	0.50	ug/L	5.000	ND	129	75.4-135	3.36	20	
Chloromethane	6.01	2.0	ug/L	5.000	0.370	113	26.7-168	4.34	20	
cis-1,2-Dichloroethene	5.81	0.50	ug/L	5.000	ND	116	80.2-125	0.518	20	
cis-1,3-Dichloropropene	4.88	0.50	ug/L	5.000	ND	97.6	76.1-121	1.65	20	
Dibromochloromethane	5.29	0.50	ug/L	5.000	ND	106	77.8-127	2.43	20	
Dibromomethane	5.54	0.50	ug/L	5.000	ND	111	79.7-128	2.85	20	



2525 Advance Road
 Madison, WI 53718
 608.221.8700 Phone
 608.221.4889 Fax

TRC Environmental Corporation, Inc.
 708 Heartland Trail, Ste 3000
 Madison WI, 53717

Project: Madison Kipp Corp. Quarterly Sampling
 Project Number: 243950.000001
 Project Manager: Andrew Stehn

Volatile Organic Compounds by Method 8260 - Purge and Trap - Quality Control
ECCS

Analyte	Result	Limit of Quantitation	Units	Spike Level	Source Result	%REC	%REC Limits	RPD	RPD Limit	Notes
---------	--------	-----------------------	-------	-------------	---------------	------	-------------	-----	-----------	-------

Batch A610048 - EPA 5030B

Matrix Spike Dup (A610048-MSD1)	Source: A164301-19		Prepared: 10/20/2016		Analyzed: 10/21/2016 04:15					
Dichlorodifluoromethane	6.45	0.50	ug/L	5.000	ND	129	15.1-198	2.45	20	
Diisopropyl Ether	5.56	0.50	ug/L	5.000	ND	111	73.7-125	0.359	20	
Ethylbenzene	5.22	0.50	ug/L	5.000	ND	104	85.8-120	1.90	20	
Hexachlorobutadiene	5.30	2.0	ug/L	5.000	ND	106	80.4-128	1.31	20	
Isopropylbenzene	5.10	0.50	ug/L	5.000	ND	102	84.1-123	4.41	20	
m,p-Xylene	9.90	1.0	ug/L	10.00	ND	99.0	81.3-124	1.20	20	
Methyl t-Butyl Ether	5.85	0.50	ug/L	5.000	ND	117	63.2-134	3.12	20	
Methylene chloride	5.92	2.0	ug/L	5.000	0.230	114	75.9-129	5.80	20	
Naphthalene	4.16	5.0	ug/L	5.000	ND	83.2	47.9-135	2.19	20	J
n-Butyl Benzene	5.11	0.50	ug/L	5.000	ND	102	77.5-126	1.36	20	
n-Hexane	4.88	0.50	ug/L	5.000	ND	97.6	48.8-150	0.411	20	
n-Propyl Benzene	5.23	0.50	ug/L	5.000	ND	105	81.7-122	0.768	20	
o-Xylene	4.93	0.50	ug/L	5.000	ND	98.6	81.6-119	0.00	20	
p-Isopropyltoluene	4.98	0.50	ug/L	5.000	ND	99.6	78-124	0.401	20	
sec-Butyl Benzene	5.17	0.50	ug/L	5.000	ND	103	80.3-123	0.386	20	
Styrene	4.54	0.50	ug/L	5.000	ND	90.8	78.2-124	6.60	20	
tert-Butylbenzene	5.10	0.50	ug/L	5.000	ND	102	78.4-122	3.09	20	
Tetrachloroethene	5.13	0.50	ug/L	5.000	0.550	91.6	81.1-126	0.657	20	
Tetrahydrofuran	22.5	10	ug/L	25.00	ND	90.0	45.4-144	15.5	20	
Toluene	4.69	0.50	ug/L	5.000	0.0900	92.0	77.9-123	7.93	20	
trans-1,2-Dichloroethene	5.83	0.50	ug/L	5.000	ND	117	81.4-124	0.172	20	
trans-1,3-Dichloropropene	5.20	0.50	ug/L	5.000	ND	104	75.2-123	0.192	20	
Trichloroethene	5.48	0.50	ug/L	5.000	ND	110	77.5-125	1.84	20	
Trichlorofluoromethane	7.10	0.50	ug/L	5.000	ND	142	37.7-187	7.20	20	
Vinyl chloride	5.69	0.50	ug/L	5.000	ND	114	40.1-168	1.95	20	
<i>Surrogate: Dibromofluoromethane</i>	<i>6.24</i>		<i>ug/L</i>	<i>5.000</i>		<i>125</i>	<i>60-140</i>			
<i>Surrogate: Toluene-d8</i>	<i>4.90</i>		<i>ug/L</i>	<i>5.000</i>		<i>98.0</i>	<i>60-140</i>			
<i>Surrogate: 4-Bromofluorobenzene</i>	<i>5.18</i>		<i>ug/L</i>	<i>5.000</i>		<i>104</i>	<i>60-140</i>			



2525 Advance Road
 Madison, WI 53718
 608.221.8700 Phone
 608.221.4889 Fax

TRC Environmental Corporation, Inc.
 708 Heartland Trail, Ste 3000
 Madison WI, 53717

Project: Madison Kipp Corp. Quarterly Sampling
 Project Number: 243950.000001
 Project Manager: Andrew Stehn

Volatile Organic Compounds by Method 8260 - Purge and Trap - Quality Control
ECCS

Analyte	Result	Limit of Quantitation	Units	Spike Level	Source Result	%REC	%REC Limits	RPD	RPD Limit	Notes
---------	--------	-----------------------	-------	-------------	---------------	------	-------------	-----	-----------	-------

Batch A610050 - EPA 5030B

Blank (A610050-BLK1)

Prepared: 10/21/2016 Analyzed: 10/21/2016 10:35

1,1,1,2-Tetrachloroethane	ND	0.50	ug/L							
1,1,1-Trichloroethane	ND	0.50	ug/L							
1,1,2,2-Tetrachloroethane	ND	0.50	ug/L							
1,1,2-Trichloroethane	ND	0.50	ug/L							
1,1,2-Trichlorotrifluoroethane	ND	0.50	ug/L							
1,1-Dichloroethane	ND	0.50	ug/L							
1,1-Dichloroethene	ND	0.50	ug/L							
1,1-Dichloropropene	ND	0.50	ug/L							
1,2,3-Trichlorobenzene	ND	2.0	ug/L							
1,2,3-Trichloropropane	ND	1.0	ug/L							
1,2,4-Trichlorobenzene	ND	2.0	ug/L							
1,2,4-Trimethylbenzene	ND	0.50	ug/L							
1,2-Dibromo-3-chloropropane	ND	0.50	ug/L							
1,2-Dibromoethane (EDB)	ND	0.50	ug/L							
1,2-Dichlorobenzene	ND	0.50	ug/L							
1,2-Dichloroethane	ND	0.50	ug/L							
1,2-Dichloropropane	ND	0.50	ug/L							
1,3,5-Trimethylbenzene	ND	0.50	ug/L							
1,3-Dichlorobenzene	ND	0.50	ug/L							
1,3-Dichloropropane	ND	0.50	ug/L							
1,4-Dichlorobenzene	ND	0.50	ug/L							
2,2-Dichloropropane	ND	0.50	ug/L							
2-Butanone	ND	20	ug/L							
2-Chlorotoluene	ND	0.50	ug/L							
2-Hexanone	ND	20	ug/L							
4-Chlorotoluene	ND	0.50	ug/L							
4-Methyl-2-pentanone	ND	20	ug/L							
Acetone	ND	20	ug/L							
Benzene	ND	0.50	ug/L							
Bromobenzene	ND	0.50	ug/L							
Bromochloromethane	ND	0.50	ug/L							
Bromodichloromethane	ND	0.50	ug/L							
Bromoform	ND	0.50	ug/L							
Bromomethane	ND	5.0	ug/L							
Carbon disulfide	ND	0.50	ug/L							
Carbon tetrachloride	ND	0.50	ug/L							
Chlorobenzene	ND	0.50	ug/L							
Chloroethane	ND	5.0	ug/L							
Chloroform	ND	0.50	ug/L							
Chloromethane	0.33	2.0	ug/L							
cis-1,2-Dichloroethene	ND	0.50	ug/L							
cis-1,3-Dichloropropene	ND	0.50	ug/L							
Dibromochloromethane	ND	0.50	ug/L							
Dibromomethane	ND	0.50	ug/L							

J



2525 Advance Road
 Madison, WI 53718
 608.221.8700 Phone
 608.221.4889 Fax

TRC Environmental Corporation, Inc.
 708 Heartland Trail, Ste 3000
 Madison WI, 53717

Project: Madison Kipp Corp. Quarterly Sampling
 Project Number: 243950.000001
 Project Manager: Andrew Stehn

Volatile Organic Compounds by Method 8260 - Purge and Trap - Quality Control
ECCS

Analyte	Result	Limit of Quantitation	Units	Spike Level	Source Result	%REC	%REC Limits	RPD	RPD Limit	Notes
---------	--------	-----------------------	-------	-------------	---------------	------	-------------	-----	-----------	-------

Batch A610050 - EPA 5030B

Blank (A610050-BLK1)

Prepared: 10/21/2016 Analyzed: 10/21/2016 10:35

Dichlorodifluoromethane	ND	0.50	ug/L							
Diisopropyl Ether	ND	0.50	ug/L							
Ethylbenzene	ND	0.50	ug/L							
Hexachlorobutadiene	ND	2.0	ug/L							
Isopropylbenzene	ND	0.50	ug/L							
m,p-Xylene	ND	1.0	ug/L							
Methyl t-Butyl Ether	ND	0.50	ug/L							
Methylene chloride	ND	2.0	ug/L							
Naphthalene	ND	5.0	ug/L							
n-Butyl Benzene	ND	0.50	ug/L							
n-Hexane	ND	0.50	ug/L							
n-Propyl Benzene	ND	0.50	ug/L							
o-Xylene	ND	0.50	ug/L							
p-Isopropyltoluene	ND	0.50	ug/L							
sec-Butyl Benzene	ND	0.50	ug/L							
Styrene	ND	0.50	ug/L							
tert-Butylbenzene	ND	0.50	ug/L							
Tetrachloroethene	ND	0.50	ug/L							
Tetrahydrofuran	ND	10	ug/L							
Toluene	ND	0.50	ug/L							
trans-1,2-Dichloroethene	ND	0.50	ug/L							
trans-1,3-Dichloropropene	ND	0.50	ug/L							
Trichloroethene	ND	0.50	ug/L							
Trichlorofluoromethane	ND	0.50	ug/L							
Vinyl chloride	ND	0.50	ug/L							
<i>Surrogate: Dibromofluoromethane</i>	<i>11.4</i>		<i>ug/L</i>	<i>10.00</i>		<i>114</i>	<i>60-140</i>			
<i>Surrogate: Toluene-d8</i>	<i>9.89</i>		<i>ug/L</i>	<i>10.00</i>		<i>98.9</i>	<i>60-140</i>			
<i>Surrogate: 4-Bromofluorobenzene</i>	<i>10.6</i>		<i>ug/L</i>	<i>10.00</i>		<i>106</i>	<i>60-140</i>			

LCS (A610050-BS1)

Prepared: 10/21/2016 Analyzed: 10/21/2016 23:20

1,1,1,2-Tetrachloroethane	5.71	0.50	ug/L	5.000		114	76.4-131			
1,1,1-Trichloroethane	6.40	0.50	ug/L	5.000		128	72.9-141			
1,1,2,2-Tetrachloroethane	5.27	0.50	ug/L	5.000		105	74.9-124			
1,1,2-Trichloroethane	5.30	0.50	ug/L	5.000		106	80.9-126			
1,1,2-Trichlorotrifluoroethane	6.44	0.50	ug/L	5.000		129	58-155			
1,1-Dichloroethane	5.86	0.50	ug/L	5.000		117	74-137			
1,1-Dichloroethene	6.16	0.50	ug/L	5.000		123	53.4-153			
1,1-Dichloropropene	5.51	0.50	ug/L	5.000		110	75.9-130			
1,2,3-Trichlorobenzene	5.34	2.0	ug/L	5.000		107	79.3-122			
1,2,3-Trichloropropane	5.55	1.0	ug/L	5.000		111	66.7-127			
1,2,4-Trichlorobenzene	4.81	2.0	ug/L	5.000		96.2	76.4-124			
1,2,4-Trimethylbenzene	5.30	0.50	ug/L	5.000		106	81.4-122			
1,2-Dibromo-3-chloropropane	5.71	0.50	ug/L	5.000		114	58.1-129			
1,2-Dibromoethane (EDB)	6.01	0.50	ug/L	5.000		120	75.6-126			



2525 Advance Road
 Madison, WI 53718
 608.221.8700 Phone
 608.221.4889 Fax

TRC Environmental Corporation, Inc.
 708 Heartland Trail, Ste 3000
 Madison WI, 53717

Project: Madison Kipp Corp. Quarterly Sampling
 Project Number: 243950.000001
 Project Manager: Andrew Stehn

Volatile Organic Compounds by Method 8260 - Purge and Trap - Quality Control
ECCS

Analyte	Result	Limit of Quantitation	Units	Spike Level	Source Result	%REC	%REC Limits	RPD	RPD Limit	Notes
---------	--------	-----------------------	-------	-------------	---------------	------	-------------	-----	-----------	-------

Batch A610050 - EPA 5030B

LCS (A610050-BS1)

Prepared: 10/21/2016 Analyzed: 10/21/2016 23:20

1,2-Dichlorobenzene	5.06	0.50	ug/L	5.000		101	88.5-116			
1,2-Dichloroethane	6.84	0.50	ug/L	5.000		137	66.7-147			
1,2-Dichloropropane	4.77	0.50	ug/L	5.000		95.4	83.7-117			
1,3,5-Trimethylbenzene	5.10	0.50	ug/L	5.000		102	83.5-120			
1,3-Dichlorobenzene	4.95	0.50	ug/L	5.000		99.0	89-116			
1,3-Dichloropropane	5.42	0.50	ug/L	5.000		108	80.4-121			
1,4-Dichlorobenzene	5.05	0.50	ug/L	5.000		101	86.7-116			
2,2-Dichloropropane	5.38	0.50	ug/L	5.000		108	67.9-135			
2-Butanone	57.6	20	ug/L	50.00		115	59.2-137			
2-Chlorotoluene	5.39	0.50	ug/L	5.000		108	82.4-123			
2-Hexanone	50.1	20	ug/L	50.00		100	59.4-135			
4-Chlorotoluene	5.18	0.50	ug/L	5.000		104	83.8-121			
4-Methyl-2-pentanone	50.6	20	ug/L	50.00		101	58.7-142			
Acetone	81.7	20	ug/L	50.00		163	37.9-167			
Benzene	5.25	0.50	ug/L	5.000		105	78.5-123			
Bromobenzene	4.97	0.50	ug/L	5.000		99.4	84.4-116			
Bromochloromethane	5.81	0.50	ug/L	5.000		116	81-126			
Bromodichloromethane	5.97	0.50	ug/L	5.000		119	73.7-134			
Bromoform	5.69	0.50	ug/L	5.000		114	60.5-138			
Bromomethane	4.65	5.0	ug/L	5.000		93.0	30.9-196			J
Carbon disulfide	6.15	0.50	ug/L	5.000		123	55.2-145			
Carbon tetrachloride	6.02	0.50	ug/L	5.000		120	55.9-147			
Chlorobenzene	4.92	0.50	ug/L	5.000		98.4	90.4-114			
Chloroethane	7.24	5.0	ug/L	5.000		145	35.4-176			
Chloroform	6.39	0.50	ug/L	5.000		128	73.5-136			
Chloromethane	6.27	2.0	ug/L	5.000		125	40.6-154			
cis-1,2-Dichloroethene	5.75	0.50	ug/L	5.000		115	84.6-122			
cis-1,3-Dichloropropene	4.98	0.50	ug/L	5.000		99.6	78.3-119			
Dibromochloromethane	6.13	0.50	ug/L	5.000		123	72-132			
Dibromomethane	6.25	0.50	ug/L	5.000		125	75.5-131			
Dichlorodifluoromethane	6.36	0.50	ug/L	5.000		127	28.4-185			
Diisopropyl Ether	5.80	0.50	ug/L	5.000		116	73-126			
Ethylbenzene	5.08	0.50	ug/L	5.000		102	86.8-118			
Hexachlorobutadiene	5.51	2.0	ug/L	5.000		110	82.5-127			
Isopropylbenzene	5.12	0.50	ug/L	5.000		102	86.1-120			
m,p-Xylene	9.87	1.0	ug/L	10.00		98.7	86.9-120			
Methyl t-Butyl Ether	6.24	0.50	ug/L	5.000		125	66.1-131			
Methylene chloride	5.58	2.0	ug/L	5.000		112	73.2-131			
Naphthalene	4.96	5.0	ug/L	5.000		99.2	57.7-131			J
n-Butyl Benzene	4.82	0.50	ug/L	5.000		96.4	79.2-126			
n-Hexane	4.71	0.50	ug/L	5.000		94.2	53.6-148			
n-Propyl Benzene	4.82	0.50	ug/L	5.000		96.4	82.9-122			
o-Xylene	4.95	0.50	ug/L	5.000		99.0	82.8-119			
p-Isopropyltoluene	4.95	0.50	ug/L	5.000		99.0	81.9-122			



2525 Advance Road
Madison, WI 53718
608.221.8700 Phone
608.221.4889 Fax

TRC Environmental Corporation, Inc.
708 Heartland Trail, Ste 3000
Madison WI, 53717

Project: Madison Kipp Corp. Quarterly Sampling
Project Number: 243950.000001
Project Manager: Andrew Stehn

Volatile Organic Compounds by Method 8260 - Purge and Trap - Quality Control

ECCS

Analyte	Result	Limit of Quantitation	Units	Spike Level	Source Result	%REC	%REC Limits	RPD	RPD Limit	Notes
---------	--------	-----------------------	-------	-------------	---------------	------	-------------	-----	-----------	-------

Batch A610050 - EPA 5030B

LCS (A610050-BS1)		Prepared: 10/21/2016 Analyzed: 10/21/2016 23:20								
sec-Butyl Benzene	4.88	0.50	ug/L	5.000		97.6	83.1-121			
Styrene	5.07	0.50	ug/L	5.000		101	86.3-119			
tert-Butylbenzene	4.98	0.50	ug/L	5.000		99.6	80.4-122			
Tetrachloroethene	4.84	0.50	ug/L	5.000		96.8	87.2-121			
Tetrahydrofuran	30.1	10	ug/L	25.00		120	57.7-138			
Toluene	4.79	0.50	ug/L	5.000		95.8	82.2-121			
trans-1,2-Dichloroethene	5.52	0.50	ug/L	5.000		110	81.4-124			
trans-1,3-Dichloropropene	5.44	0.50	ug/L	5.000		109	74.5-123			
Trichloroethene	5.26	0.50	ug/L	5.000		105	85.7-121			
Trichlorofluoromethane	6.62	0.50	ug/L	5.000		132	45.7-170			
Vinyl chloride	6.35	0.50	ug/L	5.000		127	40.2-170			
<i>Surrogate: Dibromofluoromethane</i>	6.59		ug/L	5.000		132	60-140			
<i>Surrogate: Toluene-d8</i>	5.05		ug/L	5.000		101	60-140			
<i>Surrogate: 4-Bromofluorobenzene</i>	5.55		ug/L	5.000		111	60-140			

Matrix Spike (A610050-MS1)		Source: A164301-33 Prepared: 10/21/2016 Analyzed: 10/21/2016 21:31								
1,1,1,2-Tetrachloroethane	5.79	0.50	ug/L	5.000	ND	116	79-130			
1,1,1-Trichloroethane	6.36	0.50	ug/L	5.000	ND	127	72.9-143			
1,1,2,2-Tetrachloroethane	5.36	0.50	ug/L	5.000	ND	107	71.2-130			
1,1,2-Trichloroethane	5.62	0.50	ug/L	5.000	ND	112	79.4-132			
1,1,2-Trichlorotrifluoroethane	6.77	0.50	ug/L	5.000	ND	135	48.9-171			
1,1-Dichloroethane	5.70	0.50	ug/L	5.000	ND	114	79.1-133			
1,1-Dichloroethene	6.53	0.50	ug/L	5.000	ND	131	54.9-154			
1,1-Dichloropropene	5.14	0.50	ug/L	5.000	ND	103	76.1-128			
1,2,3-Trichlorobenzene	5.26	2.0	ug/L	5.000	ND	105	73.3-124			
1,2,3-Trichloropropane	5.59	1.0	ug/L	5.000	ND	112	66.4-129			
1,2,4-Trichlorobenzene	4.90	2.0	ug/L	5.000	ND	98.0	71.4-125			
1,2,4-Trimethylbenzene	5.25	0.50	ug/L	5.000	ND	105	71.7-128			
1,2-Dibromo-3-chloropropane	5.67	0.50	ug/L	5.000	ND	113	52.4-136			
1,2-Dibromoethane (EDB)	5.84	0.50	ug/L	5.000	ND	117	73.4-131			
1,2-Dichlorobenzene	5.16	0.50	ug/L	5.000	ND	103	87.2-117			
1,2-Dichloroethane	6.68	0.50	ug/L	5.000	ND	134	69.3-145			
1,2-Dichloropropane	4.81	0.50	ug/L	5.000	ND	96.2	80.7-121			
1,3,5-Trimethylbenzene	5.18	0.50	ug/L	5.000	ND	104	74.3-126			
1,3-Dichlorobenzene	4.89	0.50	ug/L	5.000	ND	97.8	88.7-117			
1,3-Dichloropropane	5.31	0.50	ug/L	5.000	ND	106	84.9-119			
1,4-Dichlorobenzene	4.95	0.50	ug/L	5.000	ND	99.0	86.3-117			
2,2-Dichloropropane	5.45	0.50	ug/L	5.000	ND	109	70.5-133			
2-Butanone	60.4	20	ug/L	50.00	ND	121	54.8-140			
2-Chlorotoluene	5.16	0.50	ug/L	5.000	ND	103	81-123			
2-Hexanone	49.5	20	ug/L	50.00	ND	99.0	47.7-148			
4-Chlorotoluene	4.96	0.50	ug/L	5.000	ND	99.2	82.2-123			
4-Methyl-2-pentanone	50.7	20	ug/L	50.00	ND	101	52.2-148			
Acetone	79.9	20	ug/L	50.00	ND	160	11.1-197			



2525 Advance Road
 Madison, WI 53718
 608.221.8700 Phone
 608.221.4889 Fax

TRC Environmental Corporation, Inc.
 708 Heartland Trail, Ste 3000
 Madison WI, 53717

Project: Madison Kipp Corp. Quarterly Sampling
 Project Number: 243950.000001
 Project Manager: Andrew Stehn

Volatile Organic Compounds by Method 8260 - Purge and Trap - Quality Control
ECCS

Analyte	Result	Limit of Quantitation	Units	Spike Level	Source Result	%REC	%REC Limits	RPD	RPD Limit	Notes
---------	--------	-----------------------	-------	-------------	---------------	------	-------------	-----	-----------	-------

Batch A610050 - EPA 5030B

Matrix Spike (A610050-MS1)	Source: A164301-33		Prepared: 10/21/2016		Analyzed: 10/21/2016 21:31					
Benzene	4.98	0.50	ug/L	5.000	ND	99.6	77.2-124			
Bromobenzene	4.75	0.50	ug/L	5.000	ND	95.0	83.2-117			
Bromochloromethane	5.68	0.50	ug/L	5.000	ND	114	85.8-124			
Bromodichloromethane	6.03	0.50	ug/L	5.000	ND	121	79.5-128			
Bromoform	5.85	0.50	ug/L	5.000	ND	117	61.6-139			
Bromomethane	4.13	5.0	ug/L	5.000	ND	82.6	24.3-199			J
Carbon disulfide	5.05	0.50	ug/L	5.000	0.350	94.0	44.7-158			
Carbon tetrachloride	6.20	0.50	ug/L	5.000	ND	124	62.3-145			
Chlorobenzene	5.01	0.50	ug/L	5.000	ND	100	88.5-117			
Chloroethane	6.89	5.0	ug/L	5.000	ND	138	26.4-185			
Chloroform	6.26	0.50	ug/L	5.000	ND	125	75.4-135			
Chloromethane	6.51	2.0	ug/L	5.000	0.750	115	26.7-168			
cis-1,2-Dichloroethene	20.0	0.50	ug/L	5.000	14.8	103	80.2-125			
cis-1,3-Dichloropropene	4.78	0.50	ug/L	5.000	ND	95.6	76.1-121			
Dibromochloromethane	6.12	0.50	ug/L	5.000	ND	122	77.8-127			
Dibromomethane	6.15	0.50	ug/L	5.000	ND	123	79.7-128			
Dichlorodifluoromethane	6.78	0.50	ug/L	5.000	ND	136	15.1-198			
Diisopropyl Ether	5.61	0.50	ug/L	5.000	ND	112	73.7-125			
Ethylbenzene	5.10	0.50	ug/L	5.000	ND	102	85.8-120			
Hexachlorobutadiene	5.62	2.0	ug/L	5.000	ND	112	80.4-128			
Isopropylbenzene	5.20	0.50	ug/L	5.000	ND	104	84.1-123			
m,p-Xylene	9.79	1.0	ug/L	10.00	ND	97.9	81.3-124			
Methyl t-Butyl Ether	6.06	0.50	ug/L	5.000	ND	121	63.2-134			
Methylene chloride	5.40	2.0	ug/L	5.000	ND	108	75.9-129			
Naphthalene	4.69	5.0	ug/L	5.000	ND	93.8	47.9-135			J
n-Butyl Benzene	5.00	0.50	ug/L	5.000	ND	100	77.5-126			
n-Hexane	4.77	0.50	ug/L	5.000	ND	95.4	48.8-150			
n-Propyl Benzene	4.86	0.50	ug/L	5.000	ND	97.2	81.7-122			
o-Xylene	4.82	0.50	ug/L	5.000	ND	96.4	81.6-119			
p-Isopropyltoluene	4.96	0.50	ug/L	5.000	ND	99.2	78-124			
sec-Butyl Benzene	5.10	0.50	ug/L	5.000	ND	102	80.3-123			
Styrene	4.89	0.50	ug/L	5.000	ND	97.8	78.2-124			
tert-Butylbenzene	4.92	0.50	ug/L	5.000	ND	98.4	78.4-122			
Tetrachloroethene	21.6	0.50	ug/L	5.000	19.5	42.4	81.1-126			M
Tetrahydrofuran	27.2	10	ug/L	25.00	ND	109	45.4-144			
Toluene	4.76	0.50	ug/L	5.000	ND	95.2	77.9-123			
trans-1,2-Dichloroethene	5.39	0.50	ug/L	5.000	0.220	103	81.4-124			
trans-1,3-Dichloropropene	5.50	0.50	ug/L	5.000	ND	110	75.2-123			
Trichloroethene	11.6	0.50	ug/L	5.000	6.74	97.0	77.5-125			
Trichlorofluoromethane	6.83	0.50	ug/L	5.000	ND	137	37.7-187			
Vinyl chloride	6.72	0.50	ug/L	5.000	ND	134	40.1-168			
Surrogate: Dibromofluoromethane	6.20		ug/L	5.000		124	60-140			
Surrogate: Toluene-d8	4.91		ug/L	5.000		98.2	60-140			
Surrogate: 4-Bromofluorobenzene	5.54		ug/L	5.000		111	60-140			



2525 Advance Road
Madison, WI 53718
608.221.8700 Phone
608.221.4889 Fax

TRC Environmental Corporation, Inc.
708 Heartland Trail, Ste 3000
Madison WI, 53717

Project: Madison Kipp Corp. Quarterly Sampling
Project Number: 243950.000001
Project Manager: Andrew Stehn

Volatile Organic Compounds by Method 8260 - Purge and Trap - Quality Control
ECCS

Analyte	Result	Limit of Quantitation	Units	Spike Level	Source Result	%REC	%REC Limits	RPD	RPD Limit	Notes
---------	--------	-----------------------	-------	-------------	---------------	------	-------------	-----	-----------	-------

Batch A610050 - EPA 5030B

Matrix Spike Dup (A610050-MSD1)

Source: A164301-33

Prepared: 10/21/2016 Analyzed: 10/21/2016 21:58

1,1,1,2-Tetrachloroethane	5.79	0.50	ug/L	5.000	ND	116	79-130	0.00	20	
1,1,1-Trichloroethane	6.20	0.50	ug/L	5.000	ND	124	72.9-143	2.55	20	
1,1,2,2-Tetrachloroethane	5.26	0.50	ug/L	5.000	ND	105	71.2-130	1.88	20	
1,1,2-Trichloroethane	5.56	0.50	ug/L	5.000	ND	111	79.4-132	1.07	20	
1,1,2-Trichlorotrifluoroethane	6.33	0.50	ug/L	5.000	ND	127	48.9-171	6.72	20	
1,1-Dichloroethane	5.52	0.50	ug/L	5.000	ND	110	79.1-133	3.21	20	
1,1-Dichloroethene	6.46	0.50	ug/L	5.000	ND	129	54.9-154	1.08	20	
1,1-Dichloropropene	5.17	0.50	ug/L	5.000	ND	103	76.1-128	0.582	20	
1,2,3-Trichlorobenzene	5.18	2.0	ug/L	5.000	ND	104	73.3-124	1.53	20	
1,2,3-Trichloropropane	5.91	1.0	ug/L	5.000	ND	118	66.4-129	5.57	20	
1,2,4-Trichlorobenzene	4.88	2.0	ug/L	5.000	ND	97.6	71.4-125	0.409	20	
1,2,4-Trimethylbenzene	5.11	0.50	ug/L	5.000	ND	102	71.7-128	2.70	20	
1,2-Dibromo-3-chloropropane	5.60	0.50	ug/L	5.000	ND	112	52.4-136	1.24	20	
1,2-Dibromoethane (EDB)	6.11	0.50	ug/L	5.000	ND	122	73.4-131	4.52	20	
1,2-Dichlorobenzene	5.24	0.50	ug/L	5.000	ND	105	87.2-117	1.54	20	
1,2-Dichloroethane	6.49	0.50	ug/L	5.000	ND	130	69.3-145	2.89	20	
1,2-Dichloropropane	4.89	0.50	ug/L	5.000	ND	97.8	80.7-121	1.65	20	
1,3,5-Trimethylbenzene	5.04	0.50	ug/L	5.000	ND	101	74.3-126	2.74	20	
1,3-Dichlorobenzene	4.97	0.50	ug/L	5.000	ND	99.4	88.7-117	1.62	20	
1,3-Dichloropropane	5.51	0.50	ug/L	5.000	ND	110	84.9-119	3.70	20	
1,4-Dichlorobenzene	4.95	0.50	ug/L	5.000	ND	99.0	86.3-117	0.00	20	
2,2-Dichloropropane	5.36	0.50	ug/L	5.000	ND	107	70.5-133	1.67	20	
2-Butanone	61.6	20	ug/L	50.00	ND	123	54.8-140	2.03	20	
2-Chlorotoluene	5.19	0.50	ug/L	5.000	ND	104	81-123	0.580	20	
2-Hexanone	52.6	20	ug/L	50.00	ND	105	47.7-148	6.00	20	
4-Chlorotoluene	5.06	0.50	ug/L	5.000	ND	101	82.2-123	2.00	20	
4-Methyl-2-pentanone	52.9	20	ug/L	50.00	ND	106	52.2-148	4.25	20	
Acetone	81.6	20	ug/L	50.00	ND	163	11.1-197	2.12	20	
Benzene	5.04	0.50	ug/L	5.000	ND	101	77.2-124	1.20	20	
Bromobenzene	4.89	0.50	ug/L	5.000	ND	97.8	83.2-117	2.90	20	
Bromochloromethane	5.66	0.50	ug/L	5.000	ND	113	85.8-124	0.353	20	
Bromodichloromethane	5.96	0.50	ug/L	5.000	ND	119	79.5-128	1.17	20	
Bromoform	5.93	0.50	ug/L	5.000	ND	119	61.6-139	1.36	20	
Bromomethane	4.09	5.0	ug/L	5.000	ND	81.8	24.3-199	0.973	20	J
Carbon disulfide	4.86	0.50	ug/L	5.000	0.350	90.2	44.7-158	4.13	20	
Carbon tetrachloride	6.13	0.50	ug/L	5.000	ND	123	62.3-145	1.14	20	
Chlorobenzene	5.14	0.50	ug/L	5.000	ND	103	88.5-117	2.56	20	
Chloroethane	7.15	5.0	ug/L	5.000	ND	143	26.4-185	3.70	20	
Chloroform	6.27	0.50	ug/L	5.000	ND	125	75.4-135	0.160	20	
Chloromethane	6.16	2.0	ug/L	5.000	0.750	108	26.7-168	6.27	20	
cis-1,2-Dichloroethene	20.1	0.50	ug/L	5.000	14.8	105	80.2-125	1.73	20	
cis-1,3-Dichloropropene	4.91	0.50	ug/L	5.000	ND	98.2	76.1-121	2.68	20	
Dibromochloromethane	6.30	0.50	ug/L	5.000	ND	126	77.8-127	2.90	20	
Dibromomethane	6.24	0.50	ug/L	5.000	ND	125	79.7-128	1.45	20	



2525 Advance Road
Madison, WI 53718
608.221.8700 Phone
608.221.4889 Fax

TRC Environmental Corporation, Inc.
708 Heartland Trail, Ste 3000
Madison WI, 53717

Project: Madison Kipp Corp. Quarterly Sampling
Project Number: 243950.000001
Project Manager: Andrew Stehn

Volatile Organic Compounds by Method 8260 - Purge and Trap - Quality Control
ECCS

Analyte	Result	Limit of Quantitation	Units	Spike Level	Source Result	%REC	%REC Limits	RPD	RPD Limit	Notes
---------	--------	-----------------------	-------	-------------	---------------	------	-------------	-----	-----------	-------

Batch A610050 - EPA 5030B

Matrix Spike Dup (A610050-MSD1)	Source: A164301-33		Prepared: 10/21/2016		Analyzed: 10/21/2016 21:58					
Dichlorodifluoromethane	6.51	0.50	ug/L	5.000	ND	130	15.1-198	4.06	20	
Diisopropyl Ether	5.65	0.50	ug/L	5.000	ND	113	73.7-125	0.710	20	
Ethylbenzene	5.36	0.50	ug/L	5.000	ND	107	85.8-120	4.97	20	
Hexachlorobutadiene	5.28	2.0	ug/L	5.000	ND	106	80.4-128	6.24	20	
Isopropylbenzene	5.30	0.50	ug/L	5.000	ND	106	84.1-123	1.90	20	
m,p-Xylene	9.89	1.0	ug/L	10.00	ND	98.9	81.3-124	1.02	20	
Methyl t-Butyl Ether	5.84	0.50	ug/L	5.000	ND	117	63.2-134	3.70	20	
Methylene chloride	5.07	2.0	ug/L	5.000	ND	101	75.9-129	6.30	20	
Naphthalene	4.70	5.0	ug/L	5.000	ND	94.0	47.9-135	0.213	20	J
n-Butyl Benzene	4.93	0.50	ug/L	5.000	ND	98.6	77.5-126	1.41	20	
n-Hexane	4.59	0.50	ug/L	5.000	ND	91.8	48.8-150	3.85	20	
n-Propyl Benzene	4.86	0.50	ug/L	5.000	ND	97.2	81.7-122	0.00	20	
o-Xylene	4.89	0.50	ug/L	5.000	ND	97.8	81.6-119	1.44	20	
p-Isopropyltoluene	4.78	0.50	ug/L	5.000	ND	95.6	78-124	3.70	20	
sec-Butyl Benzene	4.89	0.50	ug/L	5.000	ND	97.8	80.3-123	4.20	20	
Styrene	4.96	0.50	ug/L	5.000	ND	99.2	78.2-124	1.42	20	
tert-Butylbenzene	4.97	0.50	ug/L	5.000	ND	99.4	78.4-122	1.01	20	
Tetrachloroethene	21.8	0.50	ug/L	5.000	19.5	45.2	81.1-126	6.39	20	M
Tetrahydrofuran	28.4	10	ug/L	25.00	ND	114	45.4-144	4.38	20	
Toluene	4.87	0.50	ug/L	5.000	ND	97.4	77.9-123	2.28	20	
trans-1,2-Dichloroethene	5.23	0.50	ug/L	5.000	0.220	100	81.4-124	3.14	20	
trans-1,3-Dichloropropene	5.67	0.50	ug/L	5.000	ND	113	75.2-123	3.04	20	
Trichloroethene	11.7	0.50	ug/L	5.000	6.74	98.8	77.5-125	1.84	20	
Trichlorofluoromethane	6.54	0.50	ug/L	5.000	ND	131	37.7-187	4.34	20	
Vinyl chloride	6.62	0.50	ug/L	5.000	ND	132	40.1-168	1.50	20	
<i>Surrogate: Dibromofluoromethane</i>	<i>6.11</i>		<i>ug/L</i>	<i>5.000</i>		<i>122</i>	<i>60-140</i>			
<i>Surrogate: Toluene-d8</i>	<i>5.11</i>		<i>ug/L</i>	<i>5.000</i>		<i>102</i>	<i>60-140</i>			
<i>Surrogate: 4-Bromofluorobenzene</i>	<i>5.64</i>		<i>ug/L</i>	<i>5.000</i>		<i>113</i>	<i>60-140</i>			



2525 Advance Road
 Madison, WI 53718
 608.221.8700 Phone
 608.221.4889 Fax

TRC Environmental Corporation, Inc.
 708 Heartland Trail, Ste 3000
 Madison WI, 53717

Project: Madison Kipp Corp. Quarterly Sampling
 Project Number: 243950.000001
 Project Manager: Andrew Stehn

Volatile Organic Compounds by Method 8260 - Purge and Trap - Quality Control
ECCS

Analyte	Result	Limit of Quantitation	Units	Spike Level	Source Result	%REC	%REC Limits	RPD	RPD Limit	Notes
---------	--------	-----------------------	-------	-------------	---------------	------	-------------	-----	-----------	-------

Batch A610051 - EPA 5030B

Blank (A610051-BLK1)

Prepared: 10/21/2016 Analyzed: 10/22/2016 01:37

1,1,1,2-Tetrachloroethane	ND	0.50	ug/L							
1,1,1-Trichloroethane	ND	0.50	ug/L							
1,1,2,2-Tetrachloroethane	ND	0.50	ug/L							
1,1,2-Trichloroethane	ND	0.50	ug/L							
1,1,2-Trichlorotrifluoroethane	ND	0.50	ug/L							
1,1-Dichloroethane	ND	0.50	ug/L							
1,1-Dichloroethene	ND	0.50	ug/L							
1,1-Dichloropropene	ND	0.50	ug/L							
1,2,3-Trichlorobenzene	ND	2.0	ug/L							
1,2,3-Trichloropropane	ND	1.0	ug/L							
1,2,4-Trichlorobenzene	ND	2.0	ug/L							
1,2,4-Trimethylbenzene	ND	0.50	ug/L							
1,2-Dibromo-3-chloropropane	ND	0.50	ug/L							
1,2-Dibromoethane (EDB)	ND	0.50	ug/L							
1,2-Dichlorobenzene	ND	0.50	ug/L							
1,2-Dichloroethane	ND	0.50	ug/L							
1,2-Dichloropropane	ND	0.50	ug/L							
1,3,5-Trimethylbenzene	ND	0.50	ug/L							
1,3-Dichlorobenzene	ND	0.50	ug/L							
1,3-Dichloropropane	ND	0.50	ug/L							
1,4-Dichlorobenzene	ND	0.50	ug/L							
2,2-Dichloropropane	ND	0.50	ug/L							
2-Butanone	ND	20	ug/L							
2-Chlorotoluene	ND	0.50	ug/L							
2-Hexanone	ND	20	ug/L							
4-Chlorotoluene	ND	0.50	ug/L							
4-Methyl-2-pentanone	ND	20	ug/L							
Acetone	ND	20	ug/L							
Benzene	ND	0.50	ug/L							
Bromobenzene	ND	0.50	ug/L							
Bromochloromethane	ND	0.50	ug/L							
Bromodichloromethane	ND	0.50	ug/L							
Bromoform	ND	0.50	ug/L							
Bromomethane	ND	5.0	ug/L							
Carbon disulfide	ND	0.50	ug/L							
Carbon tetrachloride	ND	0.50	ug/L							
Chlorobenzene	ND	0.50	ug/L							
Chloroethane	ND	5.0	ug/L							
Chloroform	ND	0.50	ug/L							
Chloromethane	ND	2.0	ug/L							
cis-1,2-Dichloroethene	ND	0.50	ug/L							
cis-1,3-Dichloropropene	ND	0.50	ug/L							
Dibromochloromethane	ND	0.50	ug/L							
Dibromomethane	ND	0.50	ug/L							



2525 Advance Road
 Madison, WI 53718
 608.221.8700 Phone
 608.221.4889 Fax

TRC Environmental Corporation, Inc.
 708 Heartland Trail, Ste 3000
 Madison WI, 53717

Project: Madison Kipp Corp. Quarterly Sampling
 Project Number: 243950.000001
 Project Manager: Andrew Stehn

Volatile Organic Compounds by Method 8260 - Purge and Trap - Quality Control
ECCS

Analyte	Result	Limit of Quantitation	Units	Spike Level	Source Result	%REC	%REC Limits	RPD	RPD Limit	Notes
---------	--------	-----------------------	-------	-------------	---------------	------	-------------	-----	-----------	-------

Batch A610051 - EPA 5030B

Blank (A610051-BLK1)

Prepared: 10/21/2016 Analyzed: 10/22/2016 01:37

Dichlorodifluoromethane	ND	0.50	ug/L							
Diisopropyl Ether	ND	0.50	ug/L							
Ethylbenzene	ND	0.50	ug/L							
Hexachlorobutadiene	ND	2.0	ug/L							
Isopropylbenzene	ND	0.50	ug/L							
m,p-Xylene	ND	1.0	ug/L							
Methyl t-Butyl Ether	ND	0.50	ug/L							
Methylene chloride	ND	2.0	ug/L							
Naphthalene	ND	5.0	ug/L							
n-Butyl Benzene	ND	0.50	ug/L							
n-Hexane	ND	0.50	ug/L							
n-Propyl Benzene	ND	0.50	ug/L							
o-Xylene	ND	0.50	ug/L							
p-Isopropyltoluene	ND	0.50	ug/L							
sec-Butyl Benzene	ND	0.50	ug/L							
Styrene	ND	0.50	ug/L							
tert-Butylbenzene	ND	0.50	ug/L							
Tetrachloroethene	ND	0.50	ug/L							
Tetrahydrofuran	ND	10	ug/L							
Toluene	ND	0.50	ug/L							
trans-1,2-Dichloroethene	ND	0.50	ug/L							
trans-1,3-Dichloropropene	ND	0.50	ug/L							
Trichloroethene	ND	0.50	ug/L							
Trichlorofluoromethane	ND	0.50	ug/L							
Vinyl chloride	ND	0.50	ug/L							
<i>Surrogate: Dibromofluoromethane</i>	<i>12.7</i>		<i>ug/L</i>	<i>10.00</i>		<i>127</i>	<i>60-140</i>			
<i>Surrogate: Toluene-d8</i>	<i>9.89</i>		<i>ug/L</i>	<i>10.00</i>		<i>98.9</i>	<i>60-140</i>			
<i>Surrogate: 4-Bromofluorobenzene</i>	<i>10.2</i>		<i>ug/L</i>	<i>10.00</i>		<i>102</i>	<i>60-140</i>			

LCS (A610051-BS1)

Prepared: 10/21/2016 Analyzed: 10/21/2016 23:48

1,1,1,2-Tetrachloroethane	5.41	0.50	ug/L	5.000		108	76.4-131			
1,1,1-Trichloroethane	6.08	0.50	ug/L	5.000		122	72.9-141			
1,1,2,2-Tetrachloroethane	5.26	0.50	ug/L	5.000		105	74.9-124			
1,1,2-Trichloroethane	5.11	0.50	ug/L	5.000		102	80.9-126			
1,1,2-Trichlorotrifluoroethane	6.12	0.50	ug/L	5.000		122	58-155			
1,1-Dichloroethane	5.49	0.50	ug/L	5.000		110	74-137			
1,1-Dichloroethene	6.27	0.50	ug/L	5.000		125	53.4-153			
1,1-Dichloropropene	5.02	0.50	ug/L	5.000		100	75.9-130			
1,2,3-Trichlorobenzene	5.13	2.0	ug/L	5.000		103	79.3-122			
1,2,3-Trichloropropane	5.64	1.0	ug/L	5.000		113	66.7-127			
1,2,4-Trichlorobenzene	5.01	2.0	ug/L	5.000		100	76.4-124			
1,2,4-Trimethylbenzene	5.07	0.50	ug/L	5.000		101	81.4-122			
1,2-Dibromo-3-chloropropane	5.91	0.50	ug/L	5.000		118	58.1-129			
1,2-Dibromoethane (EDB)	5.66	0.50	ug/L	5.000		113	75.6-126			



2525 Advance Road
 Madison, WI 53718
 608.221.8700 Phone
 608.221.4889 Fax

TRC Environmental Corporation, Inc.
 708 Heartland Trail, Ste 3000
 Madison WI, 53717

Project: Madison Kipp Corp. Quarterly Sampling
 Project Number: 243950.000001
 Project Manager: Andrew Stehn

Volatile Organic Compounds by Method 8260 - Purge and Trap - Quality Control
ECCS

Analyte	Result	Limit of Quantitation	Units	Spike Level	Source Result	%REC	%REC Limits	RPD	RPD Limit	Notes
---------	--------	-----------------------	-------	-------------	---------------	------	-------------	-----	-----------	-------

Batch A610051 - EPA 5030B

LCS (A610051-BS1)

Prepared: 10/21/2016 Analyzed: 10/21/2016 23:48

1,2-Dichlorobenzene	5.08	0.50	ug/L	5.000		102	88.5-116			
1,2-Dichloroethane	6.47	0.50	ug/L	5.000		129	66.7-147			
1,2-Dichloropropane	5.03	0.50	ug/L	5.000		101	83.7-117			
1,3,5-Trimethylbenzene	5.26	0.50	ug/L	5.000		105	83.5-120			
1,3-Dichlorobenzene	4.99	0.50	ug/L	5.000		99.8	89-116			
1,3-Dichloropropane	5.42	0.50	ug/L	5.000		108	80.4-121			
1,4-Dichlorobenzene	4.91	0.50	ug/L	5.000		98.2	86.7-116			
2,2-Dichloropropane	5.07	0.50	ug/L	5.000		101	67.9-135			
2-Butanone	55.0	20	ug/L	50.00		110	59.2-137			
2-Chlorotoluene	5.07	0.50	ug/L	5.000		101	82.4-123			
2-Hexanone	52.3	20	ug/L	50.00		105	59.4-135			
4-Chlorotoluene	5.02	0.50	ug/L	5.000		100	83.8-121			
4-Methyl-2-pentanone	53.3	20	ug/L	50.00		107	58.7-142			
Acetone	90.4	20	ug/L	50.00		181	37.9-167			
Benzene	5.11	0.50	ug/L	5.000		102	78.5-123			
Bromobenzene	4.94	0.50	ug/L	5.000		98.8	84.4-116			
Bromochloromethane	5.50	0.50	ug/L	5.000		110	81-126			
Bromodichloromethane	5.90	0.50	ug/L	5.000		118	73.7-134			
Bromoform	5.82	0.50	ug/L	5.000		116	60.5-138			
Bromomethane	4.56	5.0	ug/L	5.000		91.2	30.9-196			J
Carbon disulfide	6.11	0.50	ug/L	5.000		122	55.2-145			
Carbon tetrachloride	5.87	0.50	ug/L	5.000		117	55.9-147			
Chlorobenzene	4.98	0.50	ug/L	5.000		99.6	90.4-114			
Chloroethane	6.48	5.0	ug/L	5.000		130	35.4-176			
Chloroform	6.03	0.50	ug/L	5.000		121	73.5-136			
Chloromethane	6.09	2.0	ug/L	5.000		122	40.6-154			
cis-1,2-Dichloroethene	5.37	0.50	ug/L	5.000		107	84.6-122			
cis-1,3-Dichloropropene	4.85	0.50	ug/L	5.000		97.0	78.3-119			
Dibromochloromethane	6.08	0.50	ug/L	5.000		122	72-132			
Dibromomethane	6.22	0.50	ug/L	5.000		124	75.5-131			
Dichlorodifluoromethane	6.34	0.50	ug/L	5.000		127	28.4-185			
Diisopropyl Ether	5.54	0.50	ug/L	5.000		111	73-126			
Ethylbenzene	5.01	0.50	ug/L	5.000		100	86.8-118			
Hexachlorobutadiene	5.31	2.0	ug/L	5.000		106	82.5-127			
Isopropylbenzene	5.07	0.50	ug/L	5.000		101	86.1-120			
m,p-Xylene	9.43	1.0	ug/L	10.00		94.3	86.9-120			
Methyl t-Butyl Ether	6.02	0.50	ug/L	5.000		120	66.1-131			
Methylene chloride	5.41	2.0	ug/L	5.000		108	73.2-131			
Naphthalene	5.00	5.0	ug/L	5.000		100	57.7-131			
n-Butyl Benzene	4.70	0.50	ug/L	5.000		94.0	79.2-126			
n-Hexane	4.32	0.50	ug/L	5.000		86.4	53.6-148			
n-Propyl Benzene	4.89	0.50	ug/L	5.000		97.8	82.9-122			
o-Xylene	5.02	0.50	ug/L	5.000		100	82.8-119			
p-Isopropyltoluene	4.77	0.50	ug/L	5.000		95.4	81.9-122			



2525 Advance Road
 Madison, WI 53718
 608.221.8700 Phone
 608.221.4889 Fax

TRC Environmental Corporation, Inc.
 708 Heartland Trail, Ste 3000
 Madison WI, 53717

Project: Madison Kipp Corp. Quarterly Sampling
 Project Number: 243950.000001
 Project Manager: Andrew Stehn

Volatile Organic Compounds by Method 8260 - Purge and Trap - Quality Control
ECCS

Analyte	Result	Limit of Quantitation	Units	Spike Level	Source Result	%REC	%REC Limits	RPD	RPD Limit	Notes
---------	--------	-----------------------	-------	-------------	---------------	------	-------------	-----	-----------	-------

Batch A610051 - EPA 5030B

LCS (A610051-BS1)

Prepared: 10/21/2016 Analyzed: 10/21/2016 23:48

sec-Butyl Benzene	4.83	0.50	ug/L	5.000		96.6	83.1-121			
Styrene	5.05	0.50	ug/L	5.000		101	86.3-119			
tert-Butylbenzene	4.94	0.50	ug/L	5.000		98.8	80.4-122			
Tetrachloroethene	4.55	0.50	ug/L	5.000		91.0	87.2-121			
Tetrahydrofuran	29.7	10	ug/L	25.00		119	57.7-138			
Toluene	4.74	0.50	ug/L	5.000		94.8	82.2-121			
trans-1,2-Dichloroethene	5.37	0.50	ug/L	5.000		107	81.4-124			
trans-1,3-Dichloropropene	5.47	0.50	ug/L	5.000		109	74.5-123			
Trichloroethene	5.15	0.50	ug/L	5.000		103	85.7-121			
Trichlorofluoromethane	6.25	0.50	ug/L	5.000		125	45.7-170			
Vinyl chloride	6.26	0.50	ug/L	5.000		125	40.2-170			
<i>Surrogate: Dibromofluoromethane</i>	6.30		ug/L	5.000		126	60-140			
<i>Surrogate: Toluene-d8</i>	4.98		ug/L	5.000		99.6	60-140			
<i>Surrogate: 4-Bromofluorobenzene</i>	5.12		ug/L	5.000		102	60-140			

Matrix Spike (A610051-MS1)

Source: A164301-41

Prepared: 10/21/2016 Analyzed: 10/21/2016 22:25

1,1,1,2-Tetrachloroethane	5.62	0.50	ug/L	5.000	ND	112	79-130			
1,1,1-Trichloroethane	6.04	0.50	ug/L	5.000	ND	121	72.9-143			
1,1,2,2-Tetrachloroethane	5.34	0.50	ug/L	5.000	ND	107	71.2-130			
1,1,2-Trichloroethane	5.54	0.50	ug/L	5.000	ND	111	79.4-132			
1,1,2-Trichlorotrifluoroethane	6.51	0.50	ug/L	5.000	ND	130	48.9-171			
1,1-Dichloroethane	5.10	0.50	ug/L	5.000	ND	102	79.1-133			
1,1-Dichloroethene	6.07	0.50	ug/L	5.000	ND	121	54.9-154			
1,1-Dichloropropene	4.90	0.50	ug/L	5.000	ND	98.0	76.1-128			
1,2,3-Trichlorobenzene	5.19	2.0	ug/L	5.000	ND	104	73.3-124			
1,2,3-Trichloropropane	5.63	1.0	ug/L	5.000	ND	113	66.4-129			
1,2,4-Trichlorobenzene	4.95	2.0	ug/L	5.000	ND	99.0	71.4-125			
1,2,4-Trimethylbenzene	5.30	0.50	ug/L	5.000	ND	106	71.7-128			
1,2-Dibromo-3-chloropropane	5.65	0.50	ug/L	5.000	ND	113	52.4-136			
1,2-Dibromoethane (EDB)	5.88	0.50	ug/L	5.000	ND	118	73.4-131			
1,2-Dichlorobenzene	5.28	0.50	ug/L	5.000	ND	106	87.2-117			
1,2-Dichloroethane	6.09	0.50	ug/L	5.000	ND	122	69.3-145			
1,2-Dichloropropane	4.71	0.50	ug/L	5.000	ND	94.2	80.7-121			
1,3,5-Trimethylbenzene	5.22	0.50	ug/L	5.000	ND	104	74.3-126			
1,3-Dichlorobenzene	4.99	0.50	ug/L	5.000	ND	99.8	88.7-117			
1,3-Dichloropropane	5.33	0.50	ug/L	5.000	ND	107	84.9-119			
1,4-Dichlorobenzene	4.91	0.50	ug/L	5.000	ND	98.2	86.3-117			
2,2-Dichloropropane	4.91	0.50	ug/L	5.000	ND	98.2	70.5-133			
2-Butanone	64.3	20	ug/L	50.00	ND	129	54.8-140			
2-Chlorotoluene	5.28	0.50	ug/L	5.000	ND	106	81-123			
2-Hexanone	50.0	20	ug/L	50.00	ND	100	47.7-148			
4-Chlorotoluene	5.04	0.50	ug/L	5.000	ND	101	82.2-123			
4-Methyl-2-pentanone	50.9	20	ug/L	50.00	ND	102	52.2-148			
Acetone	74.0	20	ug/L	50.00	ND	148	11.1-197			



2525 Advance Road
Madison, WI 53718
608.221.8700 Phone
608.221.4889 Fax

TRC Environmental Corporation, Inc.
708 Heartland Trail, Ste 3000
Madison WI, 53717

Project: Madison Kipp Corp. Quarterly Sampling
Project Number: 243950.000001
Project Manager: Andrew Stehn

Volatile Organic Compounds by Method 8260 - Purge and Trap - Quality Control
ECCS

Analyte	Result	Limit of Quantitation	Units	Spike Level	Source Result	%REC	%REC Limits	RPD	RPD Limit	Notes
---------	--------	-----------------------	-------	-------------	---------------	------	-------------	-----	-----------	-------

Batch A610051 - EPA 5030B

Matrix Spike (A610051-MS1)	Source: A164301-41		Prepared: 10/21/2016		Analyzed: 10/21/2016 22:25					
Benzene	4.68	0.50	ug/L	5.000	ND	93.6	77.2-124			
Bromobenzene	4.98	0.50	ug/L	5.000	ND	99.6	83.2-117			
Bromochloromethane	5.31	0.50	ug/L	5.000	ND	106	85.8-124			
Bromodichloromethane	5.80	0.50	ug/L	5.000	ND	116	79.5-128			
Bromoform	5.86	0.50	ug/L	5.000	ND	117	61.6-139			
Bromomethane	4.33	5.0	ug/L	5.000	ND	86.6	24.3-199			J
Carbon disulfide	5.02	0.50	ug/L	5.000	ND	100	44.7-158			
Carbon tetrachloride	6.01	0.50	ug/L	5.000	ND	120	62.3-145			
Chlorobenzene	4.96	0.50	ug/L	5.000	ND	99.2	88.5-117			
Chloroethane	6.66	5.0	ug/L	5.000	ND	133	26.4-185			
Chloroform	6.59	0.50	ug/L	5.000	0.910	114	75.4-135			
Chloromethane	5.77	2.0	ug/L	5.000	0.720	101	26.7-168			
cis-1,2-Dichloroethene	45.3	0.50	ug/L	5.000	45.9	NR	80.2-125			M1
cis-1,3-Dichloropropene	4.72	0.50	ug/L	5.000	ND	94.4	76.1-121			
Dibromochloromethane	5.84	0.50	ug/L	5.000	ND	117	77.8-127			
Dibromomethane	5.79	0.50	ug/L	5.000	ND	116	79.7-128			
Dichlorodifluoromethane	6.39	0.50	ug/L	5.000	ND	128	15.1-198			
Diisopropyl Ether	5.16	0.50	ug/L	5.000	ND	103	73.7-125			
Ethylbenzene	5.21	0.50	ug/L	5.000	ND	104	85.8-120			
Hexachlorobutadiene	6.15	2.0	ug/L	5.000	ND	123	80.4-128			
Isopropylbenzene	5.38	0.50	ug/L	5.000	ND	108	84.1-123			
m,p-Xylene	9.80	1.0	ug/L	10.00	ND	98.0	81.3-124			
Methyl t-Butyl Ether	5.57	0.50	ug/L	5.000	ND	111	63.2-134			
Methylene chloride	5.20	2.0	ug/L	5.000	ND	104	75.9-129			
Naphthalene	4.89	5.0	ug/L	5.000	ND	97.8	47.9-135			J
n-Butyl Benzene	5.20	0.50	ug/L	5.000	ND	104	77.5-126			
n-Hexane	4.65	0.50	ug/L	5.000	ND	93.0	48.8-150			
n-Propyl Benzene	5.08	0.50	ug/L	5.000	ND	102	81.7-122			
o-Xylene	4.97	0.50	ug/L	5.000	ND	99.4	81.6-119			
p-Isopropyltoluene	5.10	0.50	ug/L	5.000	ND	102	78-124			
sec-Butyl Benzene	5.20	0.50	ug/L	5.000	ND	104	80.3-123			
Styrene	4.94	0.50	ug/L	5.000	ND	98.8	78.2-124			
tert-Butylbenzene	5.14	0.50	ug/L	5.000	ND	103	78.4-122			
Tetrachloroethene	22.8	0.50	ug/L	5.000	17.7	101	81.1-126			
Tetrahydrofuran	24.6	10	ug/L	25.00	ND	98.4	45.4-144			
Toluene	4.81	0.50	ug/L	5.000	0.120	93.8	77.9-123			
trans-1,2-Dichloroethene	5.28	0.50	ug/L	5.000	0.360	98.4	81.4-124			
trans-1,3-Dichloropropene	5.15	0.50	ug/L	5.000	ND	103	75.2-123			
Trichloroethene	14.3	0.50	ug/L	5.000	9.83	89.4	77.5-125			
Trichlorofluoromethane	6.36	0.50	ug/L	5.000	ND	127	37.7-187			
Vinyl chloride	6.44	0.50	ug/L	5.000	0.400	121	40.1-168			
Surrogate: Dibromofluoromethane	5.74		ug/L	5.000		115	60-140			
Surrogate: Toluene-d8	4.85		ug/L	5.000		97.0	60-140			
Surrogate: 4-Bromofluorobenzene	5.31		ug/L	5.000		106	60-140			



2525 Advance Road
 Madison, WI 53718
 608.221.8700 Phone
 608.221.4889 Fax

TRC Environmental Corporation, Inc.
 708 Heartland Trail, Ste 3000
 Madison WI, 53717

Project: Madison Kipp Corp. Quarterly Sampling
 Project Number: 243950.000001
 Project Manager: Andrew Stehn

Volatile Organic Compounds by Method 8260 - Purge and Trap - Quality Control
ECCS

Analyte	Result	Limit of Quantitation	Units	Spike Level	Source Result	%REC	%REC Limits	RPD	RPD Limit	Notes
---------	--------	-----------------------	-------	-------------	---------------	------	-------------	-----	-----------	-------

Batch A610051 - EPA 5030B

Matrix Spike Dup (A610051-MSD1)	Source: A164301-41		Prepared: 10/21/2016		Analyzed: 10/21/2016 22:53					
1,1,1,2-Tetrachloroethane	5.46	0.50	ug/L	5.000	ND	109	79-130	2.89	20	
1,1,1-Trichloroethane	5.91	0.50	ug/L	5.000	ND	118	72.9-143	2.18	20	
1,1,2,2-Tetrachloroethane	5.14	0.50	ug/L	5.000	ND	103	71.2-130	3.82	20	
1,1,2-Trichloroethane	5.38	0.50	ug/L	5.000	ND	108	79.4-132	2.93	20	
1,1,2-Trichlorotrifluoroethane	6.37	0.50	ug/L	5.000	ND	127	48.9-171	2.17	20	
1,1-Dichloroethane	4.98	0.50	ug/L	5.000	ND	99.6	79.1-133	2.38	20	
1,1-Dichloroethene	6.22	0.50	ug/L	5.000	ND	124	54.9-154	2.44	20	
1,1-Dichloropropene	4.75	0.50	ug/L	5.000	ND	95.0	76.1-128	3.11	20	
1,2,3-Trichlorobenzene	5.21	2.0	ug/L	5.000	ND	104	73.3-124	0.385	20	
1,2,3-Trichloropropane	5.17	1.0	ug/L	5.000	ND	103	66.4-129	8.52	20	
1,2,4-Trichlorobenzene	5.02	2.0	ug/L	5.000	ND	100	71.4-125	1.40	20	
1,2,4-Trimethylbenzene	5.23	0.50	ug/L	5.000	ND	105	71.7-128	1.33	20	
1,2-Dibromo-3-chloropropane	4.97	0.50	ug/L	5.000	ND	99.4	52.4-136	12.8	20	
1,2-Dibromoethane (EDB)	5.57	0.50	ug/L	5.000	ND	111	73.4-131	5.41	20	
1,2-Dichlorobenzene	5.09	0.50	ug/L	5.000	ND	102	87.2-117	3.66	20	
1,2-Dichloroethane	6.11	0.50	ug/L	5.000	ND	122	69.3-145	0.328	20	
1,2-Dichloropropane	4.67	0.50	ug/L	5.000	ND	93.4	80.7-121	0.853	20	
1,3,5-Trimethylbenzene	5.20	0.50	ug/L	5.000	ND	104	74.3-126	0.384	20	
1,3-Dichlorobenzene	4.98	0.50	ug/L	5.000	ND	99.6	88.7-117	0.201	20	
1,3-Dichloropropane	5.15	0.50	ug/L	5.000	ND	103	84.9-119	3.44	20	
1,4-Dichlorobenzene	4.81	0.50	ug/L	5.000	ND	96.2	86.3-117	2.06	20	
2,2-Dichloropropane	4.59	0.50	ug/L	5.000	ND	91.8	70.5-133	6.74	20	
2-Butanone	51.3	20	ug/L	50.00	ND	103	54.8-140	22.4	20	X
2-Chlorotoluene	5.18	0.50	ug/L	5.000	ND	104	81-123	1.91	20	
2-Hexanone	46.6	20	ug/L	50.00	ND	93.1	47.7-148	7.23	20	
4-Chlorotoluene	4.94	0.50	ug/L	5.000	ND	98.8	82.2-123	2.00	20	
4-Methyl-2-pentanone	47.0	20	ug/L	50.00	ND	93.9	52.2-148	8.07	20	
Acetone	67.3	20	ug/L	50.00	ND	135	11.1-197	9.56	20	
Benzene	4.78	0.50	ug/L	5.000	ND	95.6	77.2-124	2.11	20	
Bromobenzene	4.62	0.50	ug/L	5.000	ND	92.4	83.2-117	7.50	20	
Bromochloromethane	5.06	0.50	ug/L	5.000	ND	101	85.8-124	4.82	20	
Bromodichloromethane	5.85	0.50	ug/L	5.000	ND	117	79.5-128	0.858	20	
Bromoform	5.55	0.50	ug/L	5.000	ND	111	61.6-139	5.43	20	
Bromomethane	4.54	5.0	ug/L	5.000	ND	90.8	24.3-199	4.74	20	J
Carbon disulfide	5.47	0.50	ug/L	5.000	ND	109	44.7-158	8.58	20	
Carbon tetrachloride	5.99	0.50	ug/L	5.000	ND	120	62.3-145	0.333	20	
Chlorobenzene	4.90	0.50	ug/L	5.000	ND	98.0	88.5-117	1.22	20	
Chloroethane	6.24	5.0	ug/L	5.000	ND	125	26.4-185	6.51	20	
Chloroform	6.45	0.50	ug/L	5.000	0.910	111	75.4-135	2.50	20	
Chloromethane	5.82	2.0	ug/L	5.000	0.720	102	26.7-168	0.985	20	
cis-1,2-Dichloroethene	46.1	0.50	ug/L	5.000	45.9	5.20	80.2-125	NR	20	M1
cis-1,3-Dichloropropene	4.56	0.50	ug/L	5.000	ND	91.2	76.1-121	3.45	20	
Dibromochloromethane	5.81	0.50	ug/L	5.000	ND	116	77.8-127	0.515	20	
Dibromomethane	5.88	0.50	ug/L	5.000	ND	118	79.7-128	1.54	20	



2525 Advance Road
 Madison, WI 53718
 608.221.8700 Phone
 608.221.4889 Fax

TRC Environmental Corporation, Inc.
 708 Heartland Trail, Ste 3000
 Madison WI, 53717

Project: Madison Kipp Corp. Quarterly Sampling
 Project Number: 243950.000001
 Project Manager: Andrew Stehn

Volatile Organic Compounds by Method 8260 - Purge and Trap - Quality Control
ECCS

Analyte	Result	Limit of Quantitation	Units	Spike Level	Source Result	%REC	%REC Limits	RPD	RPD Limit	Notes
---------	--------	-----------------------	-------	-------------	---------------	------	-------------	-----	-----------	-------

Batch A610051 - EPA 5030B

Matrix Spike Dup (A610051-MSD1)	Source: A164301-41		Prepared: 10/21/2016		Analyzed: 10/21/2016 22:53					
Dichlorodifluoromethane	6.54	0.50	ug/L	5.000	ND	131	15.1-198	2.32	20	
Diisopropyl Ether	4.89	0.50	ug/L	5.000	ND	97.8	73.7-125	5.37	20	
Ethylbenzene	5.13	0.50	ug/L	5.000	ND	103	85.8-120	1.55	20	
Hexachlorobutadiene	6.07	2.0	ug/L	5.000	ND	121	80.4-128	1.31	20	
Isopropylbenzene	5.34	0.50	ug/L	5.000	ND	107	84.1-123	0.746	20	
m,p-Xylene	9.76	1.0	ug/L	10.00	ND	97.6	81.3-124	0.409	20	
Methyl t-Butyl Ether	5.36	0.50	ug/L	5.000	ND	107	63.2-134	3.84	20	
Methylene chloride	4.90	2.0	ug/L	5.000	ND	98.0	75.9-129	5.94	20	
Naphthalene	4.92	5.0	ug/L	5.000	ND	98.4	47.9-135	0.612	20	J
n-Butyl Benzene	5.19	0.50	ug/L	5.000	ND	104	77.5-126	0.192	20	
n-Hexane	4.68	0.50	ug/L	5.000	ND	93.6	48.8-150	0.643	20	
n-Propyl Benzene	5.09	0.50	ug/L	5.000	ND	102	81.7-122	0.197	20	
o-Xylene	4.92	0.50	ug/L	5.000	ND	98.4	81.6-119	1.01	20	
p-Isopropyltoluene	5.16	0.50	ug/L	5.000	ND	103	78-124	1.17	20	
sec-Butyl Benzene	5.18	0.50	ug/L	5.000	ND	104	80.3-123	0.385	20	
Styrene	4.78	0.50	ug/L	5.000	ND	95.6	78.2-124	3.29	20	
tert-Butylbenzene	5.16	0.50	ug/L	5.000	ND	103	78.4-122	0.388	20	
Tetrachloroethene	22.1	0.50	ug/L	5.000	17.7	88.2	81.1-126	13.5	20	
Tetrahydrofuran	25.0	10	ug/L	25.00	ND	100	45.4-144	1.65	20	
Toluene	4.57	0.50	ug/L	5.000	0.120	89.0	77.9-123	5.25	20	
trans-1,2-Dichloroethene	5.21	0.50	ug/L	5.000	0.360	97.0	81.4-124	1.43	20	
trans-1,3-Dichloropropene	5.11	0.50	ug/L	5.000	ND	102	75.2-123	0.780	20	
Trichloroethene	14.4	0.50	ug/L	5.000	9.83	91.8	77.5-125	2.65	20	
Trichlorofluoromethane	6.40	0.50	ug/L	5.000	ND	128	37.7-187	0.627	20	
Vinyl chloride	6.17	0.50	ug/L	5.000	0.400	115	40.1-168	4.57	20	
Surrogate: Dibromofluoromethane	5.55		ug/L	5.000		111	60-140			
Surrogate: Toluene-d8	4.90		ug/L	5.000		98.0	60-140			
Surrogate: 4-Bromofluorobenzene	5.29		ug/L	5.000		106	60-140			



2525 Advance Road
Madison, WI 53718
608.221.8700 Phone
608.221.4889 Fax

TRC Environmental Corporation, Inc.
708 Heartland Trail, Ste 3000
Madison WI, 53717

Project: Madison Kipp Corp. Quarterly Sampling
Project Number: 243950.000001
Project Manager: Andrew Stehn

Notes and Definitions

- X Precision for the matrix spike duplicate, laboratory control sample duplicate or lab duplicate was outside of control limits.
- M1 Spike recoveries were not evaluated because of elevated levels of the spiked analyte in the parent sample.
- M The matrix spike and/or matrix spike duplicate recovery was outside of the laboratory control limits.
- LC Results may be biased low because of low continuing calibration verification (CCV).
- J Analyte was detected but is below the reporting limit. The concentration is estimated.
- HC Results may be biased high because of high continuing calibration verification (CCV).
- D Data reported from a dilution
- ND Analyte NOT DETECTED at or above the reporting limit
- NR Not Reported
- dry Sample results reported on a dry weight basis. If the word 'dry' does not appear after the units, results are reported on an as-is basis.
- RPD Relative Percent Difference



Pace Analytical - ECCS Division
 2525 Advance Road
 Madison, WI 53718
 608-221-8700 (phone)
 608-221-4889 (fax)

CHAIN OF CUSTODY

No. 6663

Page: 1 of 6

Project Number: 243950.000001				PO Number:				Lab Work Order #: A164301				Report To: Andy Stehn					
Project Name: Madison Kipp Corp Quarterly Sampling				Project Location (City, State): Madison, WI				Preservation Codes				Company: TRC Madison					
Turn Around (check one): <input checked="" type="checkbox"/> Normal <input type="checkbox"/> Rush				If Rush, Report Due Date:				Analyses Requested: B				Address 1: 708 Heartland Tr.					
Sampled By (Print): Wesley Braga				Matrix				Total # of Containers				Address 2: Suite 3000					
Sample Description				Collection		Matrix				Total # of Containers				E-mail Address: astehn@trcsolutions.com			
				Date	Time												
MP-13 Port 1 163-167				10/10/16	1206	W	3	X							01		
MP-13 Port 2 135-139				10/10/16	1225	W	3	X							02		
MP-13 Port 3 121-125				10/10/16	1250	W	3	X							03		
MP-13 Port 4 102-106				10/10/16	1315	W	3	X							04		
MP-13 Port 5 81-85				10/10/16	1335	W	3	X							05		
MP-13 Port 6 67-71				10/10/16	1355	W	3	X							06		
MP-13 Port 7 44-48				10/10/16	1420	W	3	X							07		
MP-14 Port 1 170-178				10/11/16	0950	W	3	X							08		
MP-14 Port 2 135-140				10/11/16	1010	W	3	X							09		
MP-14 Port 3 100-105				10/11/16	1030	W	3	X							10		
Preservation Codes A=None B=HCL C=H ₂ SO ₄ D=HNO ₃ E=EnCore F=Methanol G=NaOH O=Other (Indicate)		Other Comments:		Relinquished By: Wesley Braga Date: 10/17/16 Time: 0830				Received By: Kevin A. Gill Date: 10/17/16 Time: 0905									
Matrix Codes A=Air S=Soil W=Water O=Other		Custody Seal: <input type="checkbox"/> NA <input type="checkbox"/> Intact <input checked="" type="checkbox"/> Not Intact		Shipped Via: H. Del.				Receipt Temp: Thermometer #/ Exp. Date: Temp Blank: <input type="checkbox"/> Y <input type="checkbox"/> N									



Pace Analytical - ECCS Division
 2525 Advance Road
 Madison, WI 53718
 608-221-8700 (phone)
 608-221-4889 (fax)

CHAIN OF CUSTODY

No. 6664

Page: 2 of 6

Project Number: 243950-000001				PO Number:				Lab Work Order #: A164301				Report To: Astekn					
Project Name: Madison Kipp Corp Quarterly Sampling				Project Location (City, State): Madison, WI				Preservation Codes				Company: TRC Madison					
Turn Around (check one): <input type="checkbox"/> Normal <input type="checkbox"/> Rush				If Rush, Report Due Date:				Analyses Requested: B				Address 1: 708 Heartland Tr.					
Sampled By (Print): Wesley Braga				Matrix: W Total # of Containers: 3 VOCs								Address 2:					
Sample Description												Collection				E-mail Address: astekn@trcsolutions.com	
				Date				Time				Invoice To:					
MP-15 Port 1 177-187				10/10/16				1515				Company:					
MP-15 Port 2 142-146				10/10/16				1535				Address 1:					
MP-15 Port 3 120-125				10/10/16				1555				Address 2:					
MP-15 Port 4 100-105				10/10/16				1615				Comments					
MP-15 Port 5 88-92				10/10/16				1635				Lab ID: 11					
MP-16 Port 1 175-179				10/11/16				0825				Lab Receipt Time					
MP-16 Port 2 140-144				10/11/16				0845				labels read 16:55					
MP-16 Port 3 106-116				10/11/16				0910				labels read 142-146					
MW-25D				10/11/16				1325				18					
MW-25D2				10/11/16				1440				19					
Preservation Codes A=None B=HCL C=H ₂ SO ₄ D=HNO ₃ E=EnCore F=Methanol G=NaOH O=Other (Indicate) Matrix Codes A=Air S=Soil W=Water O=Other				Other Comments: Relinquished By: <i>Wesley Braga</i> Relinquished By:				Date: 10/17/16		Time: 0831		Received By: <i>Kari Ann Keelin</i>		Date: 10/17/16		Time: 0905	
								Custody Seal: <input type="checkbox"/> NA <input type="checkbox"/> Intact <input checked="" type="checkbox"/> Not Intact		Shipped Via: <i>H. Del.</i>		Receipt Temp:		Thermometer #/ Exp. Date:		Temp Blank: <input type="checkbox"/> Y <input type="checkbox"/> N	



Pace Analytical - ECCS Division
 2525 Advance Road
 Madison, WI 53718
 608-221-8700 (phone)
 608-221-4889 (fax)

CHAIN OF CUSTODY

No. 6665

Page: 3 of: 6

Project Number: 243950,00001				PO Number:				Lab Work Order #: A164301				Report To: Andy Stern							
Project Name: Madison Kipp Corp Quarterly Sampling				Project Location (City, State): Madison, WI				Preservation Codes				Company: TRC Madison							
Turn Around (check one): <input checked="" type="checkbox"/> Normal <input type="checkbox"/> Rush				If Rush, Report Due Date:				Analyses Requested: B				Address 1: 708 Highland Trl, Suite 3000							
Sampled By (Print): Wesley Braga				Matrix				Total # of Containers				Address 2:							
Sample Description				Collection		Matrix				Total # of Containers				Comments		Lab ID		Lab Receipt Time	
				Date	Time											ID		Time	
MW-27D				10/11/16	1541	W	3	X								21			
MW-27D2				10/11/16	1644	W	3	X								22			
MW-17				10/12/16	0909	W	3	X								23			
MW-6D				10/12/16	1037	W	9	X					MS/MSD			24			
MW-6S				10/12/16	1146	W	3	X								25			
MW-4DS				10/12/16	1343	W	3	X					Bottles 4D2			26			
MW-5D3				10/12/16	1514	W	3	X								27			
MW-5D2				10/12/16	1708	W	3	X								28			
MW-5D				10/12/16	1758	W	3	X								29			
MW-5S				10/12/16	1630	W	3	X								30			
Preservation Codes A=None B=HCL C=H ₂ SO ₄ D=HNO ₃ E=EnCore F=Methanol G=NaOH O=Other (Indicate)		Other Comments:		Relinquished By: Wesley Braga Date: 10/17/16 Time: 0830				Received By: Kari Ann Kelli Date: 10/17/16 Time: 0905											
Matrix Codes A=Air S=Soil W=Water O=Other		Custody Seal: <input type="checkbox"/> NA <input type="checkbox"/> Intact <input checked="" type="checkbox"/> Not Intact				Shipped Via:		Receipt Temp:		Thermometer #/ Exp. Date:		Temp Blank: <input type="checkbox"/> Y <input type="checkbox"/> N							



Pace Analytical - ECCS Division
 2525 Advance Road
 Madison, WI 53718
 608-221-8700 (phone)
 608-221-4889 (fax)

CHAIN OF CUSTODY

No. 6672

Page: 4 of: 6

Project Number: 243950.000001		PO Number:		Lab Work Order #: A164301				Report To: Andy Stehn					
Project Name: Madison Kipp Corp Quarterly Sampling				Preservation Codes				Company: TRC Madison					
Project Location (City, State): Madison, WI				Analyses Requested: B A A A				Address 1: 708 Heartland Tr, Suite 3000					
Turn Around (check one): <input checked="" type="checkbox"/> Normal <input type="checkbox"/> Rush				Matrix	Total # of Containers	VOCs	Diss PCBs	TDS	TSS	Address 2:			
If Rush, Report Due Date:										E-mail Address: astehnu@trcsolutions.com		Invoice To:	
Sampled By (Print): Wesley Braga										Company:		Address 1:	
Sample Description										Date		Time	
										Comments	Lab ID	Lab Receipt Time	
MW-3S		10/13/16	1105	W	3	X					31		
MW-3D		10/13/16	1228	W	3	X					32		
MW-3DZ		10/13/16	1028	W	9	X				MS/MSD	33		
MW-3D3		10/13/16	1002	W	3	X					34		
MW-9D2		10/13/16	1344	W	3	X					35		
MW-9D		10/13/16	1340	W	3	X					36		
MW-1		10/13/16	1459	W	3	X					37		
MW-2D		10/13/16	1537	W	3	X					38		
MW-23S		10/14/16	1224	W	14	X	X	X	X		39		
MW-23D		10/14/16	1049	W	3	X				↑ Hold PCB (MS/MSD)	40		
Preservation Codes A=None B=HCL C=H ₂ SO ₄ D=HNO ₃ E=EnCore F=Methanol G=NaOH O=Other (Indicate)		Other Comments:		Relinquished By: Wesley Braga Date: 10/17/16 Time: 0930				Received By: Kai-An Kelli Date: 10/17/16 Time: 0905					
Matrix Codes A=Air S=Soil W=Water O=Other		Custody Seal: <input type="checkbox"/> NA <input type="checkbox"/> Intact <input checked="" type="checkbox"/> Not Intact				Shipped Via:		Receipt Temp:		Thermometer #/ Exp. Date:		Temp Blank: <input type="checkbox"/> Y <input type="checkbox"/> N	



Pace Analytical - ECCS Division
 2525 Advance Road
 Madison, WI 53718
 608-221-8700 (phone)
 608-221-4889 (fax)

CHAIN OF CUSTODY

No. 6671

Page: 5 of: 6

Project Number: 243950.00001 PO Number:				Lab Work Order #: A164301				Report To: Andy Stehn																			
Project Name: Madison Kipp Corp. Quarterly Sampling				Preservation Codes				Company: TRC Madison																			
Project Location (City, State): Madison, WI				Analyses Requested				Address 1: 708 Heartland Tr.																			
Turn Around (check one): <input checked="" type="checkbox"/> Normal <input type="checkbox"/> Rush				<table border="1" style="width:100%; text-align: center;"> <tr> <td>B</td><td>A</td><td>A</td><td>A</td><td></td><td></td><td></td><td></td> </tr> <tr> <td>VOCs</td><td>PCBs (dissolved)</td><td>TPS</td><td>TSS</td><td></td><td></td><td></td><td></td> </tr> </table>				B	A	A	A					VOCs	PCBs (dissolved)	TPS	TSS					Address 2: Suite 2000			
B	A	A	A																								
VOCs	PCBs (dissolved)	TPS	TSS																								
If Rush, Report Due Date:				E-mail Address: astehn@trcsolutions.com				Invoice To:																			
Sampled By (Print): Wesley Braga				Company:				Address 1:																			
Sample Description				Collection		Matrix				Total # of Containers				Comments				Lab ID		Lab Receipt Time							
				Date	Time													ID		Time							
MW-22S				10/14/16	1541	W	6	X	X	X	X	HOLD PCB				41											
MW-22D				10/14/16	1537	W	3	X								42											
Preservation Codes A=None B=HCL C=H ₂ SO ₄ D=HNO ₃ E=EnCore F=Methanol G=NaOH O=Other (Indicate) Matrix Codes A=Air S=Soil W=Water O=Other				Other Comments: Relinquished By: Wesley Braga Relinquished By:				Date: 10/17/16 Time: 0830		Received By: Kari-Anne Killi Received By:		Date: 10/17/16 Time: 0905		Custody Seal: <input type="checkbox"/> NA <input type="checkbox"/> Intact <input checked="" type="checkbox"/> Not Intact				Shipped Via: H. Del.		Receipt Temp:		Thermometer #/ Exp. Date:		Temp Blank: <input type="checkbox"/> Y <input type="checkbox"/> N			



Pace Analytical - ECCS Division
 2525 Advance Road
 Madison, WI 53718
 608-221-8700 (phone)
 608-221-4889 (fax)

CHAIN OF CUSTODY

No. 6666

Page: 6 of 6

Project Number: 243950.00001				PO Number:				Lab Work Order #: A164301				Report To: Andy Stehn											
Project Name: Madison Kipp Corp Quarterly Sampling				Project Location (City, State): Madison, WI				Preservation Codes				Company: TRC Madison											
Turn Around (check one): <input checked="" type="checkbox"/> Normal <input type="checkbox"/> Rush				If Rush, Report Due Date:				Analyses Requested: B A A A				Address 1: 708 Heartland Tr. Suite 3000											
Sampled By (Print): Wesley Braga				Matrix				Total # of Containers				Address 2:											
Sample Description				Collection		Matrix				Total # of Containers				E-mail Address: astehn@trcsolutions.com									
				Date	Time													Invoice To:					
										Company:													
										Address 1:													
										Address 2:													
										Comments													
										Lab ID													
										Lab Receipt Time													
DUP-01				10/11/16 -		W 3				X				43									
DUP-02				10/12/16 -		W 3				X				44									
DUP-03				10/12/16 -		W 3				X				45									
FB-01				10/14/16 1221		W 3				X				46									
TB-1				- -		W 2				X				47									
TB-2				- -		W 2				X				48									
DUP-04				10/13/16 -		W 3				X				49									
DUP-05				10/14/16 -		W 36				X X X X				HOLD PCB 50									
														DUP-05 Rec'd 4 Containers									
Preservation Codes A=None B=HCL C=H ₂ SO ₄ D=HNO ₃ E=EnCore F=Methanol G=NaOH O=Other (Indicate)				Other Comments:				Relinquished By: Wesley J Braga Date: 10/17/16 Time: 0830				Received By: Kari Ann Kellan Date: 10/17/16 Time: 0905											
Matrix Codes A=Air S=Soil W=Water O=Other				Custody Seal: <input type="checkbox"/> NA <input type="checkbox"/> Intact <input checked="" type="checkbox"/> Not Intact				Shipped Via: H. Del.				Receipt Temp:				Thermometer #/ Exp. Date:				Temp Blank: <input type="checkbox"/> Y <input type="checkbox"/> N			

Appendix F Annual Soil Gas Monitoring Laboratory Analytical Report

8/5/2016

Mr. Andrew Stehn
TRC Corporation (RMT)
708 Heartland Trail
Suite 3000
Madison WI 53717

Project Name: MKC
Project #: 243950
Workorder #: 1607564

Dear Mr. Andrew Stehn

The following report includes the data for the above referenced project for sample(s) received on 7/29/2016 at Air Toxics Ltd.

The data and associated QC analyzed by TO-15 are compliant with the project requirements or laboratory criteria with the exception of the deviations noted in the attached case narrative.

Thank you for choosing Eurofins Air Toxics Inc. for your air analysis needs. Eurofins Air Toxics Inc. is committed to providing accurate data of the highest quality. Please feel free the Project Manager: Ausha Scott at 916-985-1000 if you have any questions regarding the data in this report.

Regards,



Ausha Scott
Project Manager

WORK ORDER #: 1607564

Work Order Summary

CLIENT:	Mr. Andrew Stehn TRC Corporation (RMT) 708 Heartland Trail Suite 3000 Madison, WI 53717	BILL TO:	Accounts Payable/Windsor TRC Companies, Inc. 21 Griffin Rd North Windsor, CT 06095
PHONE:	608-826-3665	P.O. #	97896
FAX:	608-826-3941	PROJECT #	243950 MKC
DATE RECEIVED:	07/29/2016	CONTACT:	Ausha Scott
DATE COMPLETED:	08/05/2016		

<u>FRACTION #</u>	<u>NAME</u>	<u>TEST</u>	<u>RECEIPT VAC./PRES.</u>	<u>FINAL PRESSURE</u>
01A	VP-1N	TO-15	7.5 "Hg	5 psi
02A	VP-1S	TO-15	9.0 "Hg	5 psi
03A	VP-2N	TO-15	9.5 "Hg	5 psi
04A	VP-126	TO-15	8.0 "Hg	5 psi
05A	Dup-1	TO-15	9.5 "Hg	5 psi
06A	VP-102	TO-15	9.0 "Hg	5 psi
07A	VP-6	TO-15	8.5 "Hg	5 psi
08A	VP-210	TO-15	9.0 "Hg	5 psi
09A	Lab Blank	TO-15	NA	NA
09B	Lab Blank	TO-15	NA	NA
10A	CCV	TO-15	NA	NA
10B	CCV	TO-15	NA	NA
11A	LCS	TO-15	NA	NA
11AA	LCSD	TO-15	NA	NA
11B	LCS	TO-15	NA	NA
11BB	LCSD	TO-15	NA	NA

CERTIFIED BY: 

 Technical Director

DATE: 08/05/16

Certification numbers: AZ Licensure AZ0775, NJ NELAP - CA016, NY NELAP - 11291,
 TX NELAP - T104704434-15-9, UT NELAP CA0093332015-6, VA NELAP - 8113, WA NELAP - C935
 Name of Accreditation Body: NELAP/ORELAP (Oregon Environmental Laboratory Accreditation Program)
 Accreditation number: CA300005, Effective date: 10/18/2015, Expiration date: 10/17/2016.

Eurofins Air Toxics Inc. certifies that the test results contained in this report meet all requirements of the NELAC standards

This report shall not be reproduced, except in full, without the written approval of Eurofins Air Toxics, Inc.

180 BLUE RAVINE ROAD, SUITE B FOLSOM, CA - 95630
 (916) 985-1000 . (800) 985-5955 . FAX (916) 985-1020

LABORATORY NARRATIVE
EPA Method TO-15
TRC Corporation (RMT)
Workorder# 1607564

Eight 6 Liter Summa Canister samples were received on July 29, 2016. The laboratory performed analysis via EPA Method TO-15 using GC/MS in the full scan mode.

This workorder was independently validated prior to submittal using 'USEPA National Functional Guidelines' as generally applied to the analysis of volatile organic compounds in air. A rules-based, logic driven, independent validation engine was employed to assess completeness, evaluate pass/fail of relevant project quality control requirements and verification of all quantified amounts.

Receiving Notes

There were no receiving discrepancies.

Analytical Notes

Dilution was performed on sample VP-102 due to the presence of high level target species.

Definition of Data Qualifying Flags

Eight qualifiers may have been used on the data analysis sheets and indicates as follows:

B - Compound present in laboratory blank greater than reporting limit (background subtraction not performed).

J - Estimated value.

E - Exceeds instrument calibration range.

S - Saturated peak.

Q - Exceeds quality control limits.

U - Compound analyzed for but not detected above the reporting limit, LOD, or MDL value. See data page for project specific U-flag definition.

UJ- Non-detected compound associated with low bias in the CCV

N - The identification is based on presumptive evidence.

File extensions may have been used on the data analysis sheets and indicates as follows:

a-File was requantified

b-File was quantified by a second column and detector

r1-File was requantified for the purpose of reissue

Summary of Detected Compounds EPA METHOD TO-15 GC/MS

Client Sample ID: VP-1N

Lab ID#: 1607564-01A

Compound	Rpt. Limit (ppbv)	Amount (ppbv)	Rpt. Limit (ug/m3)	Amount (ug/m3)
cis-1,2-Dichloroethene	0.90	11	3.5	44
Trichloroethene	0.90	13	4.8	69
Tetrachloroethene	0.90	31	6.1	210

Client Sample ID: VP-1S

Lab ID#: 1607564-02A

Compound	Rpt. Limit (ppbv)	Amount (ppbv)	Rpt. Limit (ug/m3)	Amount (ug/m3)
cis-1,2-Dichloroethene	0.96	7.6	3.8	30
Trichloroethene	0.96	8.2	5.1	44
Tetrachloroethene	0.96	31	6.5	210

Client Sample ID: VP-2N

Lab ID#: 1607564-03A

Compound	Rpt. Limit (ppbv)	Amount (ppbv)	Rpt. Limit (ug/m3)	Amount (ug/m3)
cis-1,2-Dichloroethene	0.98	7.8	3.9	31
Trichloroethene	0.98	8.2	5.3	44
Tetrachloroethene	0.98	20	6.6	140

Client Sample ID: VP-126

Lab ID#: 1607564-04A

No Detections Were Found.

Client Sample ID: Dup-1

Lab ID#: 1607564-05A

No Detections Were Found.

Client Sample ID: VP-102

Lab ID#: 1607564-06A

**Summary of Detected Compounds
EPA METHOD TO-15 GC/MS**

Client Sample ID: VP-102

Lab ID#: 1607564-06A

Compound	Rpt. Limit (ppbv)	Amount (ppbv)	Rpt. Limit (ug/m3)	Amount (ug/m3)
Trichloroethene	1.9	56	10	300
Tetrachloroethene	1.9	400	13	2700

Client Sample ID: VP-6

Lab ID#: 1607564-07A

Compound	Rpt. Limit (ppbv)	Amount (ppbv)	Rpt. Limit (ug/m3)	Amount (ug/m3)
Trichloroethene	0.94	19	5.0	100
Tetrachloroethene	0.94	280	6.3	1900

Client Sample ID: VP-210

Lab ID#: 1607564-08A

Compound	Rpt. Limit (ppbv)	Amount (ppbv)	Rpt. Limit (ug/m3)	Amount (ug/m3)
Tetrachloroethene	0.96	5.1	6.5	35



Air Toxics

Client Sample ID: VP-1N

Lab ID#: 1607564-01A

EPA METHOD TO-15 GC/MS

File Name:	mph00012	Date of Collection:	7/20/16 9:48:00 AM
Dil. Factor:	1.79	Date of Analysis:	8/3/16 10:14 PM

Compound	Rpt. Limit (ppbv)	Amount (ppbv)	Rpt. Limit (ug/m3)	Amount (ug/m3)
Vinyl Chloride	0.90	Not Detected	2.3	Not Detected
cis-1,2-Dichloroethene	0.90	11	3.5	44
Trichloroethene	0.90	13	4.8	69
Tetrachloroethene	0.90	31	6.1	210
trans-1,2-Dichloroethene	0.90	Not Detected	3.5	Not Detected

Container Type: 6 Liter Summa Canister

Surrogates	%Recovery	Method Limits
1,2-Dichloroethane-d4	100	70-130
Toluene-d8	99	70-130
4-Bromofluorobenzene	97	70-130



Air Toxics

Client Sample ID: VP-1S

Lab ID#: 1607564-02A

EPA METHOD TO-15 GC/MS

File Name:	mph00013	Date of Collection:	7/20/16 10:55:00 AM
Dil. Factor:	1.91	Date of Analysis:	8/3/16 10:40 PM

Compound	Rpt. Limit (ppbv)	Amount (ppbv)	Rpt. Limit (ug/m3)	Amount (ug/m3)
Vinyl Chloride	0.96	Not Detected	2.4	Not Detected
cis-1,2-Dichloroethene	0.96	7.6	3.8	30
Trichloroethene	0.96	8.2	5.1	44
Tetrachloroethene	0.96	31	6.5	210
trans-1,2-Dichloroethene	0.96	Not Detected	3.8	Not Detected

Container Type: 6 Liter Summa Canister

Surrogates	%Recovery	Method Limits
1,2-Dichloroethane-d4	94	70-130
Toluene-d8	97	70-130
4-Bromofluorobenzene	94	70-130



Air Toxics

Client Sample ID: VP-2N

Lab ID#: 1607564-03A

EPA METHOD TO-15 GC/MS

File Name:	mph00014	Date of Collection:	7/20/16 1:23:00 PM
Dil. Factor:	1.96	Date of Analysis:	8/3/16 11:07 PM

Compound	Rpt. Limit (ppbv)	Amount (ppbv)	Rpt. Limit (ug/m3)	Amount (ug/m3)
Vinyl Chloride	0.98	Not Detected	2.5	Not Detected
cis-1,2-Dichloroethene	0.98	7.8	3.9	31
Trichloroethene	0.98	8.2	5.3	44
Tetrachloroethene	0.98	20	6.6	140
trans-1,2-Dichloroethene	0.98	Not Detected	3.9	Not Detected

Container Type: 6 Liter Summa Canister

Surrogates	%Recovery	Method Limits
1,2-Dichloroethane-d4	99	70-130
Toluene-d8	96	70-130
4-Bromofluorobenzene	98	70-130



Air Toxics

Client Sample ID: VP-126

Lab ID#: 1607564-04A

EPA METHOD TO-15 GC/MS

File Name:	mph00015	Date of Collection:	7/20/16 2:35:00 PM
Dil. Factor:	1.83	Date of Analysis:	8/3/16 11:33 PM

Compound	Rpt. Limit (ppbv)	Amount (ppbv)	Rpt. Limit (ug/m3)	Amount (ug/m3)
Vinyl Chloride	0.92	Not Detected	2.3	Not Detected
cis-1,2-Dichloroethene	0.92	Not Detected	3.6	Not Detected
Trichloroethene	0.92	Not Detected	4.9	Not Detected
Tetrachloroethene	0.92	Not Detected	6.2	Not Detected
trans-1,2-Dichloroethene	0.92	Not Detected	3.6	Not Detected

Container Type: 6 Liter Summa Canister

Surrogates	%Recovery	Method Limits
1,2-Dichloroethane-d4	93	70-130
Toluene-d8	97	70-130
4-Bromofluorobenzene	94	70-130



Air Toxics

Client Sample ID: Dup-1

Lab ID#: 1607564-05A

EPA METHOD TO-15 GC/MS

File Name:	mph00016	Date of Collection:	7/20/16
Dil. Factor:	1.96	Date of Analysis:	8/3/16 11:59 PM

Compound	Rpt. Limit (ppbv)	Amount (ppbv)	Rpt. Limit (ug/m3)	Amount (ug/m3)
Vinyl Chloride	0.98	Not Detected	2.5	Not Detected
cis-1,2-Dichloroethene	0.98	Not Detected	3.9	Not Detected
Trichloroethene	0.98	Not Detected	5.3	Not Detected
Tetrachloroethene	0.98	Not Detected	6.6	Not Detected
trans-1,2-Dichloroethene	0.98	Not Detected	3.9	Not Detected

Container Type: 6 Liter Summa Canister

Surrogates	%Recovery	Method Limits
1,2-Dichloroethane-d4	97	70-130
Toluene-d8	95	70-130
4-Bromofluorobenzene	95	70-130



Air Toxics

Client Sample ID: VP-102

Lab ID#: 1607564-06A

EPA METHOD TO-15 GC/MS

File Name:	mph00017	Date of Collection:	7/20/16 3:56:00 PM
Dil. Factor:	3.83	Date of Analysis:	8/4/16 12:24 AM

Compound	Rpt. Limit (ppbv)	Amount (ppbv)	Rpt. Limit (ug/m3)	Amount (ug/m3)
Vinyl Chloride	1.9	Not Detected	4.9	Not Detected
cis-1,2-Dichloroethene	1.9	Not Detected	7.6	Not Detected
Trichloroethene	1.9	56	10	300
Tetrachloroethene	1.9	400	13	2700
trans-1,2-Dichloroethene	1.9	Not Detected	7.6	Not Detected

Container Type: 6 Liter Summa Canister

Surrogates	%Recovery	Method Limits
1,2-Dichloroethane-d4	100	70-130
Toluene-d8	100	70-130
4-Bromofluorobenzene	92	70-130



Air Toxics

Client Sample ID: VP-6

Lab ID#: 1607564-07A

EPA METHOD TO-15 GC/MS

File Name:	mph00018	Date of Collection:	7/20/16 5:27:00 PM
Dil. Factor:	1.87	Date of Analysis:	8/4/16 12:50 AM

Compound	Rpt. Limit (ppbv)	Amount (ppbv)	Rpt. Limit (ug/m3)	Amount (ug/m3)
Vinyl Chloride	0.94	Not Detected	2.4	Not Detected
cis-1,2-Dichloroethene	0.94	Not Detected	3.7	Not Detected
Trichloroethene	0.94	19	5.0	100
Tetrachloroethene	0.94	280	6.3	1900
trans-1,2-Dichloroethene	0.94	Not Detected	3.7	Not Detected

Container Type: 6 Liter Summa Canister

Surrogates	%Recovery	Method Limits
1,2-Dichloroethane-d4	96	70-130
Toluene-d8	98	70-130
4-Bromofluorobenzene	97	70-130



Air Toxics

Client Sample ID: VP-210

Lab ID#: 1607564-08A

EPA METHOD TO-15 GC/MS

File Name:	mph00022	Date of Collection:	7/22/16 3:05:00 PM
Dil. Factor:	1.91	Date of Analysis:	8/4/16 08:50 PM

Compound	Rpt. Limit (ppbv)	Amount (ppbv)	Rpt. Limit (ug/m3)	Amount (ug/m3)
Vinyl Chloride	0.96	Not Detected	2.4	Not Detected
cis-1,2-Dichloroethene	0.96	Not Detected	3.8	Not Detected
Trichloroethene	0.96	Not Detected	5.1	Not Detected
Tetrachloroethene	0.96	5.1	6.5	35
trans-1,2-Dichloroethene	0.96	Not Detected	3.8	Not Detected

Container Type: 6 Liter Summa Canister

Surrogates	%Recovery	Method Limits
1,2-Dichloroethane-d4	94	70-130
Toluene-d8	100	70-130
4-Bromofluorobenzene	93	70-130

Client Sample ID: Lab Blank

Lab ID#: 1607564-09A

EPA METHOD TO-15 GC/MS

File Name:	mph00006d	Date of Collection:	NA
Dil. Factor:	1.00	Date of Analysis:	8/3/16 03:56 PM

Compound	Rpt. Limit (ppbv)	Amount (ppbv)	Rpt. Limit (ug/m3)	Amount (ug/m3)
Vinyl Chloride	0.50	Not Detected	1.3	Not Detected
cis-1,2-Dichloroethene	0.50	Not Detected	2.0	Not Detected
Trichloroethene	0.50	Not Detected	2.7	Not Detected
Tetrachloroethene	0.50	Not Detected	3.4	Not Detected
trans-1,2-Dichloroethene	0.50	Not Detected	2.0	Not Detected

Container Type: NA - Not Applicable

Surrogates	%Recovery	Method Limits
1,2-Dichloroethane-d4	103	70-130
Toluene-d8	101	70-130
4-Bromofluorobenzene	90	70-130



Air Toxics

Client Sample ID: Lab Blank

Lab ID#: 1607564-09B

EPA METHOD TO-15 GC/MS

File Name:	mph00015e	Date of Collection:	NA
Dil. Factor:	1.00	Date of Analysis:	8/4/16 04:23 PM

Compound	Rpt. Limit (ppbv)	Amount (ppbv)	Rpt. Limit (ug/m3)	Amount (ug/m3)
Vinyl Chloride	0.50	Not Detected	1.3	Not Detected
cis-1,2-Dichloroethene	0.50	Not Detected	2.0	Not Detected
Trichloroethene	0.50	Not Detected	2.7	Not Detected
Tetrachloroethene	0.50	Not Detected	3.4	Not Detected
trans-1,2-Dichloroethene	0.50	Not Detected	2.0	Not Detected

Container Type: NA - Not Applicable

Surrogates	%Recovery	Method Limits
1,2-Dichloroethane-d4	98	70-130
Toluene-d8	99	70-130
4-Bromofluorobenzene	92	70-130

Client Sample ID: CCV

Lab ID#: 1607564-10A

EPA METHOD TO-15 GC/MS

File Name:	mph00002a	Date of Collection: NA
Dil. Factor:	1.00	Date of Analysis: 8/3/16 12:15 PM

Compound	%Recovery
Vinyl Chloride	110
cis-1,2-Dichloroethene	102
Trichloroethene	104
Tetrachloroethene	100
trans-1,2-Dichloroethene	109

Container Type: NA - Not Applicable

Surrogates	%Recovery	Method Limits
1,2-Dichloroethane-d4	101	70-130
Toluene-d8	101	70-130
4-Bromofluorobenzene	102	70-130



Air Toxics

Client Sample ID: CCV

Lab ID#: 1607564-10B

EPA METHOD TO-15 GC/MS

File Name:	mph00009d	Date of Collection: NA
Dil. Factor:	1.00	Date of Analysis: 8/4/16 12:01 PM

Compound	%Recovery
Vinyl Chloride	115
cis-1,2-Dichloroethene	106
Trichloroethene	105
Tetrachloroethene	102
trans-1,2-Dichloroethene	113

Container Type: NA - Not Applicable

Surrogates	%Recovery	Method Limits
1,2-Dichloroethane-d4	101	70-130
Toluene-d8	98	70-130
4-Bromofluorobenzene	100	70-130

Client Sample ID: LCS

Lab ID#: 1607564-11A

EPA METHOD TO-15 GC/MS

File Name:	mph00003a	Date of Collection: NA
Dil. Factor:	1.00	Date of Analysis: 8/3/16 12:40 PM

Compound	%Recovery	Method Limits
Vinyl Chloride	116	70-130
cis-1,2-Dichloroethene	104	70-130
Trichloroethene	106	70-130
Tetrachloroethene	103	70-130
trans-1,2-Dichloroethene	114	70-130

Container Type: NA - Not Applicable

Surrogates	%Recovery	Method Limits
1,2-Dichloroethane-d4	98	70-130
Toluene-d8	96	70-130
4-Bromofluorobenzene	103	70-130



Air Toxics

Client Sample ID: LCSD

Lab ID#: 1607564-11AA

EPA METHOD TO-15 GC/MS

File Name:	mph00004a	Date of Collection: NA
Dil. Factor:	1.00	Date of Analysis: 8/3/16 01:04 PM

Compound	%Recovery	Method Limits
Vinyl Chloride	119	70-130
cis-1,2-Dichloroethene	106	70-130
Trichloroethene	110	70-130
Tetrachloroethene	101	70-130
trans-1,2-Dichloroethene	117	70-130

Container Type: NA - Not Applicable

Surrogates	%Recovery	Method Limits
1,2-Dichloroethane-d4	101	70-130
Toluene-d8	101	70-130
4-Bromofluorobenzene	98	70-130



Air Toxics

Client Sample ID: LCS

Lab ID#: 1607564-11B

EPA METHOD TO-15 GC/MS

File Name:	mph00011c	Date of Collection: NA
Dil. Factor:	1.00	Date of Analysis: 8/4/16 12:50 PM

Compound	%Recovery	Method Limits
Vinyl Chloride	112	70-130
cis-1,2-Dichloroethene	108	70-130
Trichloroethene	109	70-130
Tetrachloroethene	104	70-130
trans-1,2-Dichloroethene	117	70-130

Container Type: NA - Not Applicable

Surrogates	%Recovery	Method Limits
1,2-Dichloroethane-d4	106	70-130
Toluene-d8	103	70-130
4-Bromofluorobenzene	101	70-130



Air Toxics

Client Sample ID: LCSD

Lab ID#: 1607564-11BB

EPA METHOD TO-15 GC/MS

File Name:	mph00012c	Date of Collection: NA
Dil. Factor:	1.00	Date of Analysis: 8/4/16 01:51 PM

Compound	%Recovery	Method Limits
Vinyl Chloride	108	70-130
cis-1,2-Dichloroethene	107	70-130
Trichloroethene	113	70-130
Tetrachloroethene	102	70-130
trans-1,2-Dichloroethene	118	70-130

Container Type: NA - Not Applicable

Surrogates	%Recovery	Method Limits
1,2-Dichloroethane-d4	102	70-130
Toluene-d8	103	70-130
4-Bromofluorobenzene	100	70-130



Air Toxics

Sample Transportation Notice

Relinquishing signature on this document indicates that sample is being shipped in compliance with all applicable local, State, Federal, national, and international laws, regulations and ordinances of any kind. Air Toxics Limited assumes no liability with respect to the collection, handling or shipping of these samples. Relinquishing signature also indicates agreement to hold harmless, defend, and indemnify Air Toxics Limited against any claim, demand, or action, of any kind, related to the collection, handling, or shipping of samples. D.O.T. Hotline (800) 467-4922

180 BLUE RAVINE ROAD, SUITE B
FOLSOM, CA 95630-4719
(916) 985-1000 FAX (916) 985-1020

Page 1 of 1

Project Manager Andrew Stehn
Collected by: (Print and Sign) Andrew Stehn
Company TRC
Address 708 Heartland Trl Suite 300 City Madison State WI Zip 53717
Phone 608-826-3665 Fax

Project Info:
P.O. # 97896
Project # 243950
Project Name MLC

Turn Around Time:
Normal
Rush
Lab Use Only
Pressurized by Juv
Date 8/2/16
Pressurization Gas: N2 He

Table with columns: Lab I.D., Field Sample I.D. (Location), Can #, Date of Collection, Time of Collection, Analyses Requested, Canister Pressure/Vacuum (Initial in Hg, Final in Hg, Receipt, Final (psi)). Rows include samples 01A through 08A.

Relinquished by: (signature) Date/Time
Received by: (signature) Date/Time
Andrew Stehn 7/25/16 06:00
Audrea Augustin EATL 7/29/16 12:30

Notes: Analyze for PCE, TCE, VC, cis-1,2 dichloroethene, trans-1,2 dichloroethene
A sample was collected in canister 34309 but should not be analyzed due to low initial vac (-23 mmHg). Canister 34264 not used, associated flow controller reading 30 mmHg when not attached and may need repaired.

Lab Use Only
Shipper Name Fed Ex
Air Bill #
Temp (°C) NA
Condition Good
Custody Seals Intact? Yes No None
Work Order # 1607564