



Michael Schmoller  
Wisconsin Department of Natural Resources  
South Central Region  
3911 Fish Hatchery Road  
Fitchburg, WI 53711

Subject:

Site Investigation Report, Addendum 2, Madison-Kipp Corporation, 201 Waubesa Street, Madison, Wisconsin. Facility ID No. 113125320, BRRTS No. 02-13-001569

Dear Mr. Schmoller:

On behalf of Madison-Kipp Corporation, a *Site Investigation and Interim Actions Report, February 2012 – January 2013* (SI Report) was submitted to the Wisconsin Department of Natural Resources (WDNR) on March 15, 2013 for the facility located at 201 Waubesa Street (Site) (ARCADIS, 2013a). On April 10, 2013, ARCADIS presented a summary of the investigation and interim action activities and findings at a meeting held at Madison-Kipp. Representatives from the WDNR, United States Environmental Protection Agency (U.S. EPA), Wisconsin Department of Justice, City of Madison Department of Public Health, and the Wisconsin Department of Health Services attended the presentation.

As requested by the WDNR at the April 10, 2013 meeting, supplemental information was provided to the WDNR in the *Supplemental Site Information/Addendum 1* (Addendum 1), dated May 29, 2013. Addendum 1 provided a summary of impacts by media (soil, groundwater, and vapor), identified potential receptors, and presented a summary of transport mechanisms and the remedial actions recommended to address the impacts. In addition, Appendix A of Addendum 1 included minor text and figure clarifications to the SI Report.

On June 20, 2013, WDNR issued the *Review of March 2013 Madison Kipp Site Investigation and Interim Actions Report February 2012 – January 2013* letter. As part of this letter, the WDNR requested additional information related to investigation, remediation, and additional miscellaneous activities. On July 8, 2013, Madison-Kipp Corporation, ARCADIS, and RJN met with WDNR to gain further clarification on the additional information requested in the June 20, 2013 WDNR letter. This addendum (Addendum 2) provides the additional information as requested in the letter as clarified on July 8, 2013. The information is presented in the order of items included in Attachment A - Major Task Summary of the June 20, 2013 WDNR letter, with the WDNR task presented in ***bold italics***, followed by the Madison-Kipp response.

Imagine the result

g:\project\madisonkipp\wi001283\corr\addendum 2\addendum 2.docx

ARCADIS U.S., Inc.  
126 North Jefferson Street  
Suite 400  
Milwaukee  
Wisconsin 53202  
Tel 414 276 7742  
Fax 414 276 7603  
[www.arcadis-us.com](http://www.arcadis-us.com)

ENVIRONMENT

Date:

September 30, 2013

Contact:

Jennine Trask

Phone:

414.276.7603

Email:

[Jennine.trask@arcadis-us.com](mailto:Jennine.trask@arcadis-us.com)

Our ref:

WI001368.0006

## Revisions to the SI Report, Including Updating the Conceptual Site Model

### ***Expand the conceptual site model to better discuss contaminant source or sources and migration and exposure pathways for soil, soil vapor, and groundwater.***

As discussed during the July 8, 2013 meeting with the WDNR, supplemental information relating to the conceptual site model was provided in Addendum 1. During the meeting, additional information was requested relating to the source of the polychlorinated biphenyls (PCBs) on the west side of the Madison-Kipp property. As presented previously, liquid that may have contained PCBs or tetrachloroethene (PCE) was applied to the gravel parking lots as a dust suppressant using industrial vacuums (Johnson, 2012). The north parking lot was gravel prior to being paved. In addition, the western property line was an unpaved parking/driveway prior to being redeveloped with the addition of an annex that connected the Waubesa Building and Atwood Building in several different phases between 1968 and 1976.

### ***Provide more definitive documentation of past material purchases, years of use and handling, storage and disposal of all materials containing the detected site contaminants.***

Based on Madison-Kipp Corporation's review of its records, all relevant and available documentation relating to its handling of the materials at issue has been provided to the WDNR under separate covers with the exception of the additional responsive documents discovered relatively recently. These documents are included in Attachment A and appear to be compilations or listings of products and materials used at the facility in the early 1980s. This is all of the additional documents found that are responsive to the request. As you know, a significant amount of historic records was lost when an off-site file room flooded several years ago. We have no further "definitive documentation" to provide.

### ***Add to the current draft report the tables and maps showing the 2002 to 2011 off-site soil and soil vapor testing locations and result.***

Tables and maps from RJN Environmental providing the off-site soil and soil vapor test locations and results for 2002 through 2011 are provided in Attachment B.

### ***Add the off-site sub-slab soil vapor investigation results performed by the Department.***

This information was provided in Table 5-7 and shown on Figures 5-29 and 5-30 of the SI Report.

***Add to the current report tables and maps that show the pre- and post-remedial soil concentrations from those areas receiving chemical treatments.***

Tables and maps from RJN Environmental providing the pre- and post-remedial soil concentration from those areas that received chemical treatments are provided in Attachment C.

***Provide a more detailed description of the debris encountered across the site.***

The following description was provided in the SI Report (p. 57):

- Debris

The fill material classified as debris included a dense and vesicular slag, glass fragments, crushed brick, aluminum and steel pieces, wire, and rubber. The debris ranged in color from a dark brown (7.5YR 3/4) to black (10YR 2/1). Slag was observed as shallow as 0.2 feet bls at Soil Boring B-48 and as deep as 4.9 feet bls at Soil Boring B-94. Slag was observed across the Site with an average thickness of approximately 0.5 feet.

As discussed during the July 8, 2013 meeting, the WDNR requested a figure showing the locations of the debris. This figure is included in Attachment D. A review of the debris locations relative to the limited RCRA metal exceedances did not indicate correlation between the debris and the presence of metals.

***Provide water table maps that include the maximum and minimum groundwater/piezometric elevation change and flow direction change measured over site history for each identified hydrogeologic unit.***

As requested during the July 8, 2013 meeting, historical water table maps generated by RJN Environmental are provided in Attachment E.

***Contact the WGNHS to confirm the groundwater flow descriptions for Lone Rock and Wonewoc Formations.***

As discussed during the July 8, 2013 meeting, the WGNHS was contacted on June 25, 2013 and confirmed the groundwater flow descriptions for the Lone Rock and Wonewoc Formations as presented in the SI Report.

***Finalize and provide the on- and off-site soil contamination maps using summer 2012 air photos as the base map to describe the distribution of VOC, PAH, and PCB contaminants.***

As requested during the July 8, 2013 meeting, revised maps for PCE and PAHs in soil are included in Attachment F. On-site PCB soil maps were provided in the *Summary of Implementation of the Final Revised Work Plan for Polychlorinated Biphenyl (PCB) Recommended Activities* report dated September 16, 2013. Off-site PCB soil maps will be provided under separate cover in an off-site PCB summary letter.

***Provide a more complete discussion of the source of on- and off-site detections of barium, lead, mercury, and selenium.***

Madison-Kipp is not aware of any facility process that utilized barium, lead, mercury, or selenium. A summary of the detections and future actions are presented below.

*On-Site Soils*

As presented in the SI Report, soil RCRA metal concentrations, excluding arsenic, were reported above the industrial direct contact RCL on site in Soil Boring B-54 for lead (5,600 milligrams per kilogram [mg/kg]) and mercury (19 mg/kg), and Soil Boring B-134 for mercury (9 mg/kg) from 0 to 2 feet bls and in Soil Boring B-50 for lead (1,300 mg/kg) from 2 to 4 feet bls. These metals were delineated vertically by soil samples analyzed from the same borings or an adjacent boring and horizontally by adjacent borings and/or off-Site soil samples collected from the adjacent residential properties. On-Site soil metals detected above the soil criteria will be managed by maintaining the existing paved areas as a cap and through the WDNR's Soil GIS Registry.

Soil metal concentrations were reported above the soil to groundwater pathway RCL in 10 soil borings for barium, mercury, lead, or selenium from depths greater than 4 feet bls. Site wells were sampled between November 2012 and January 2013 for dissolved RCRA metals to evaluate groundwater quality. Mercury was detected above the Wisconsin Administrative Code Enforcement Standard (ES) at Monitoring Well MW-3S (4.1 micrograms per liter). As presented in the SI Report, additional groundwater samples will be collected and analyzed for concentrations of dissolved mercury from select wells located within the Unconsolidated Aquifer as part of the groundwater monitoring program.

### *Off-Site Soils*

As presented in the SI Report, soil RCRA metal concentrations, excluding arsenic, were reported above the industrial direct contact RCL for lead (400 mg/kg) at 106 Marquette Street (900 mg/kg), 142 Marquette Street (470 mg/kg), and 261 Waubesa Street (660 mg/kg) from 0 to 1 foot. All metal concentrations were reported below the non-industrial direct contact RCLs from soil samples collected from 2 to 4 feet. Concentrations of lead were not reported in soil samples collected on Site near these residential properties. Therefore, the lead concentrations reported from these residential properties is not attributed to the Site and no further action is recommended to address these concentrations. Note that the owners of two of these properties (142 Marquette Street and 261 Waubesa) have opted to have the top one (1) foot of accessible soil removed from their property's backyard pursuant to the settlement agreement in *McHugh et al. v. Madison-Kipp Corp. et al.*

***For all groundwater isoconcentration maps, provide contours that range down to and include the enforcement standards for all chlorinated compounds associated with the site.***

Groundwater isoconcentration maps presenting the April 2013 PCE data were provided as part of Addendum 1. Updated isoconcentration maps showing the data collected during the July 2013 monitoring event for PCE, trichloroethene, and cis-1,2-dichloroethene are included in Attachment G. Due to the limited number of locations where vinyl chloride is present, vinyl chloride isoconcentration figures are not included.

***Provide a map showing the area of influence of each soil vapor extraction well.***

As requested, the radius of influence map is included in Attachment H.

### **Work Plan Elements**

Work plans were required by WDNR for the following activities by August 1, 2013.

#### ***Background PAH sampling and data analysis***

The *Polynuclear Aromatic Hydrocarbon (PAH) Background Sampling Work Plan* was submitted to the WDNR on August 1, 2013.

***Additional PCB sampling west of the MKC building***

The *Additional Polychlorinated Biphenyl (PCB) Sampling Work Plan, Western Property Boundary* was submitted to WDNR on July 18, 2013 and subsequently approved by WDNR on July 30, 2013. Field activities associated with this work plan were completed August 19 and 20, 2013. A copy of the laboratory analytical data and the soil sampling location maps were provided to WDNR on August 28, 2013. Based on the data and consistent with previous sampling, no further actions are necessary. Additional details on completion of the activities will be included under separate cover as part of the off-site PCB investigation/excavation summary letter.

***Sampling for degree and extent of PCB and VOC soil contamination beneath the MKC manufacturing buildings.***

The *Supplemental Building Interior Polychlorinated Biphenyl Investigation Work Plan* was submitted to the WDNR on August 1, 2013. Madison-Kipp Corporation received verbal approval of the work plan from WDNR on September 19, 2013.

***Conduct soil sampling in the current rain garden on the north edge of the property to determine potential direct contact concerns during gardening work for PCBs and VOCs.***

The *Rain Garden Investigation and Remedial Strategy* was submitted to the WDNR on August 1, 2013.

***Conduct sub-slab and indoor air testing in the office portions of the MKC building to assess the vapor intrusion pathway in the non-production areas of the plant.***

The *Indoor Air Sampling Work Plan* was submitted to the WDNR on August 1, 2013. Madison-Kipp Corporation received verbal approval of the work plan from WDNR on September 19, 2013.

***Install a water table well between monitoring well MW-1 and monitoring well nest MW9/15.***

The *Northern Well Installations Work Plan* was submitted to the WDNR on August 1, 2013. WDNR approved of the planned location and proposed construction of the water table well on the Goodman Center property in electronic correspondence dated August 5, 2013. The water table well (MW-26S) was installed in the Goodman Center parking lot on August 21, 2013. Two soil samples were collected from Monitoring Well MW-26S and submitted for laboratory analysis of VOCs and PCBs.

Following development, a groundwater sample was collected from Monitoring Well MW-26S and submitted for laboratory analysis of VOCs on August 23, 2013. The only VOC detected in the well was tetrachloroethene (PCE) at a concentration of 1.4 micrograms per liter, below the groundwater Enforcement Standard. An updated groundwater analytical table is provided as Attachment I.

***Install a monitoring well nest north of well nest MW9/15 to describe the extent of contamination in the unconsolidated, Lone Rock and Wonewoc Formations.***

The *Northern Well Installations Work Plan* was submitted to the WDNR on August 1, 2013. WDNR verbally approved the work plan for the well nest north of MW-9/15 on September 19, 2013. The location of the well nest will be confirmed with WDNR prior to the initiation of drilling activities.

#### **References**

ARCADIS. March 2013a. Site Investigation and Interim Actions Report February 2012 – January 2013

ARCADIS. January 2013b. Expert Report of Thomas M. Johnson, P.G.

We trust that this information meets your needs. Should you require additional information, please contact one of the undersigned.

ARCADIS U.S., Inc.



Toni Schoen  
Senior Hydrogeologist



Christopher Kubacki, PE  
Senior Engineer



Jennine Trask, PE  
Project Manager

Copies:

David Crass - Michael, Best, & Frederic LLP  
Mark Meunier - Madison-Kipp Corporation  
Robert J. Nauta - RJN Environmental Services LLC (electronic)  
Steve Tinker - Wisconsin Department of Justice (electronic)

Attachments:

- Attachment A – Madison-Kipp Documentation
- Attachment B – RJN Offsite Soil & Soil Vapor Data
- Attachment C – RJN Treatment Area Soil Data
- Attachment D – Debris Map
- Attachment E – RJN Water Table Maps
- Attachment F – PCE and PAH Maps
- Attachment G – Groundwater Isoconcentration Maps
- Attachment H – SVE ROI Map
- Attachment I – Groundwater Analytical Data



**Attachment A**  
**Madison-Kipp Documentation**



117

HYDRITE CHEMICAL CO.  
2655 N. MAYFAIR ROAD  
MILWAUKEE, WI 53226

FILE COPY  
PLEASE DO NOT REMOVE

MATERIAL SAFETY DATA SHEET

CS-1602

PERCHLORETHYLENE INDUSTRIAL GRADE

PAGE 1

DISTRIBUTED BY: HYDRITE CHEMICAL CO.  
2655 N. MAYFAIR ROAD  
MILWAUKEE, WI 53226  
(414) 257-2300  
(414) 277-1311

MSDS#:HY862CS1602XX

PREPARED BY:LMT/JRS  
03/19/86

MANUFACTURED BY: Vulcan; PPG

SECTION I - PRODUCT INFORMATION

TRADE NAME: Perchloroethylene  
CHEMICAL NAME & SYNONYMS: Tetrachloroethylene

C.A.S. REGISTRY #: 127-18-4  
CHEMICAL FAMILY: Chlorinated Hydrocarbon

FORMULA: CCl<sub>2</sub>=CCl<sub>2</sub>

DOT PROPER SHIPPING NAME: PERCHLORETHYLENE INDUSTRIAL GRADE

D.O.T. HAZARD CLASS: ORM A

D.O.T. IDENTIFICATION #: UN1897 D.O.T. LABEL: Chlorinated

SECTION II - HAZARDOUS INGREDIENTS

INGREDIENT	PERCENT	TLV LEVEL	PEL LEVEL
Perchloroethylene	100%	50 ppm	C 300 ppm

NOTE : C denotes Ceiling Limit.

SECTION III - PHYSICAL DATA

BOILING POINT (DEG. F): 250	SPECIFIC GRAVITY: 1.6
FREEZING POINT (DEG.F): - 8.2	PERCENT VOLATILE
VAPOR PRESSURE (MM HG): 18 @ 25 C	BY VOLUME%: 100 %
VAPOR DENSITY (AIR=1) : 5.83	EVAPORATION RATE(Ether): 0.09
SOLUBILITY IN WATER: 0.015% by wt.	

117



HYDRITE CHEMICAL CO.  
2655 N. MAYFAIR ROAD  
MILWAUKEE, WI 53226

FILE COPY  
PLEASE DO NOT REMOVE

MATERIAL SAFETY DATA SHEET

CS-1602

PERCHLORETHYLENE INDUSTRIAL GRADE

PAGE 2

SECTION III - PHYSICAL DATA

APPEARANCE AND ODOR: Clear, colorless liquid. Typical Hydrocarbon odor.

SECTION IV - FIRE & EXPLOSION HAZARD DATA

FLASH POINT (METHOD USED): None.

FLAMMABLE LIMITS      LEL: N.A.      UEL: N.A.

EXTINGUISHING MEDIA: For fires in area use appropriate media. For example: Water spray. Dry Chemical. Carbon Dioxide. Alcohol Foam.

SPECIAL FIRE FIGHTING PROCEDURES: Evacuate area of unprotected personnel. Wear protective clothing including a NIOSH-Approved self-contained breathing apparatus. Cool fire-exposed containers with water spray. Run-off from fire control may cause pollution.

UNUSUAL FIRE & EXPLOSION HAZARDS: Product may thermally decompose to produce Hydrogen Chloride vapors and possibly traces of Phosgene. Concentrated vapors can be ignited by high intensity heat source.

SECTION V - HEALTH HAZARD DATA

THRESHOLD LIMIT VALUE: 100 ppm (OSHA 29 CFR 1910.2)  
50 ppm (ACGIH 1985-86)

EFFECTS OF OVEREXPOSURE

EYE CONTACT: Short term liquid or vapor contact may result in slight irritation. Prolonged or repeated contact may be more irritating.



HYDRITE CHEMICAL CO.  
2655 N. MAYFAIR ROAD  
MILWAUKEE, WI 53226

FILE COPY  
PLEASE DO NOT REMOVE

MATERIAL SAFETY DATA SHEET

CS-1602

PERCHLORETHYLENE INDUSTRIAL GRADE

PAGE 3

SECTION V - HEALTH HAZARD DATA

**SKIN CONTACT:** May cause mild irritation to skin. Prolonged and repeated contact with skin can cause defatting and drying of the skin which may result in skin irritation and dermatitis.

**INHALATION:** High concentrations or prolonged exposure to lower concentrations may be slightly irritating to mucous membranes. Inhalation overexposure can lead to central nervous system depression producing effects such as headaches, nausea, dizziness and loss of consciousness.

**INGESTION:** Liquid ingestion may result in vomiting; aspiration (breathing in of liquid into the lungs) must be avoided as liquid contact with the lungs can result in chemical pneumonitis and pulmonary edema/hemorrhage.

**OTHER:** Reports of animal test studies have shown possible effects to: the liver and kidneys. The relevance of these effects to man is unknown.

**EMERGENCY AND FIRST AID PROCEDURES**

**EYE CONTACT:** Immediately flush eyes with plenty of water for at least 15 minutes. Hold eyelids open during this flushing with water. Call a physician immediately.

**SKIN CONTACT:** Flush area with water while removing contaminated clothing and shoes. Follow by washing with soap and water. Do not reuse clothing or shoes until cleaned. If irritation persists, get medical attention. Do not apply oils or ointments unless ordered by the physician.

**INGESTION:** If conscious, drink a quart of water. DO NOT induce vomiting. CALL A PHYSICIAN immediately. If unconscious or in convulsions, take immediately to a hospital or a physician. NEVER induce vomiting or give anything by mouth to an unconscious victim.

**INHALATION:** Remove victim to fresh air. If not breathing, give artificial respiration, preferably mouth-to-mouth. If breathing is difficult, give oxygen. CALL A PHYSICIAN.

**OTHER: ADDITIONAL NOTES TO PHYSICIAN:** Chlorinated Solvent. Never administer adrenalin following overexposure. Increased sensitivity of the heart to adrenalin may be caused by overexposure to solvent.



HYDRITE CHEMICAL CO.  
2655 N. MAYFAIR ROAD  
MILWAUKEE, WI 53226

FILE COPY  
PLEASE DO NOT REMOVE

MATERIAL SAFETY DATA SHEET

CS-1602

PERCHLORETHYLENE INDUSTRIAL GRADE

PAGE 4

SECTION V - HEALTH HAZARD DATA

SECTION VI - REACTIVITY DATA

STABILITY:  STABLE  UNSTABLE  
CONDITIONS TO AVOID: Avoid contact with heat, sparks, and open flame.

INCOMPATIBILITY: Strong Oxidizing Agents. Alkalies. Alkali metals (strong reducing metals such as Aluminum, Sodium, Potassium, etc.).

HAZARDOUS DECOMPOSITION PRODUCTS: May thermally decompose to form Carbon Monoxide, Carbon Dioxide, Hydrogen Chloride vapors, traces of Phosgene, and unidentifiable organic materials.

HAZARDOUS POLYMERIZATION:  MAY OCCUR  WILL NOT OCCUR

SECTION VII - SPILL OR LEAK PROCEDURES

STEPS TO BE TAKEN IN CASE MATERIAL IS RELEASED OR SPILLED:

Eliminate all sources of ignition. Evacuate unprotected personnel from area. Maintain adequate ventilation. Use proper Safety Equipment. Contain spill, place into drums for proper disposal. Soak up residue with non-flammable absorbent material. Place in non-leaking containers for immediate disposal. Flush remaining area with water to remove trace residue and dispose of properly. Avoid direct discharge to sewers and surface waters. Notify authorities if entry occurs.

WASTE DISPOSAL METHOD: Observe all Local, State, and Federal Regulations. Dispose of at approved Landfill Site or Waste Treatment Facility. Reclaim (recycle) solvent. DO NOT pressurize, cut, weld, braze, solder, drill, grind or expose empty containers to heat, flame, sparks or other sources of ignition.

SECTION VIII - SPECIAL PROTECTION INFORMATION



HYDRITE CHEMICAL CO.  
2655 N. MAYFAIR ROAD  
MILWAUKEE, WI 53226

FILE COPY  
PLEASE DO NOT REMOVE

MATERIAL SAFETY DATA SHEET

CS-1602

PERCHLORETHYLENE INDUSTRIAL GRADE

PAGE 5

SECTION VIII - SPECIAL PROTECTION INFORMATION

CONSULT SAFETY EQUIPMENT DISTRIBUTOR

**RESPIRATORY PROTECTION:** If TLV is exceeded wear: NIOSH-Approved self-contained breathing apparatus. NIOSH-Approved organic respirator.

**VENTILATION:** Maintain adequate ventilation. Keep levels below recommended TLV. Avoid mist formation.

**PROTECTIVE GLOVES:** Polyvinyl Alcohol.

**EYE PROTECTION:** Chemical Safety Goggles. Face shield. Do not wear contact lenses.

**OTHER PROTECTIVE EQUIPMENT:** Eye-wash station. Safety shower. Rubber apron. Chemical safety shoes. Protective clothing.

SECTION IX - SPECIAL PRECAUTIONS

**PRECAUTIONS TO BE TAKEN IN HANDLING AND STORING:**

Store in cool, well-ventilated area away from all sources of ignition and out of direct sunlight. Ground all equipment to prevent accumulation of static charge. Keep containers tightly closed. Relieve pressure in drums weekly. Store away from incompatible materials. Do not store in unlabeled or mislabeled containers.

**OTHER PRECAUTIONS:** Avoid contact with skin and eyes. Do not swallow. Use with adequate ventilation. Avoid prolonged or repeated breathing of vapors. Wash thoroughly after handling. Avoid dust or mist formation.

SECTION X - SUPPLEMENTAL HEALTH INFORMATION



HYDRITE CHEMICAL CO.  
 2655 N. MAYFAIR ROAD  
 MILWAUKEE, WI 53226

**FILE COPY**  
**PLEASE DO NOT REMOVE**

MATERIAL SAFETY DATA SHEET

CS-1602

PERCHLORETHYLENE INDUSTRIAL GRADE

PAGE 6

SECTION X - SUPPLEMENTAL HEALTH INFORMATION

CARCINOGEN CONTENT

% PPM	INGREDIENT	IARC	NTP	OSHA
100%	Perchloroethylene	N	N	N

NOTE : N: Not listed as a known or potential carcinogen in source's list. Perchloroethylene has been tested for chronic effects in animals. While there are studies in which tumors were induced in mice and rats, epidemiologic studies have been inconclusive in determining whether Perchloroethylene causes cancer in humans.

LD50 ORAL : Rat: 8850 mg/kg  
 LD50 SKIN : Rabbit LDLo: 2200 mg/kg  
 LC50 INHALATION : Rat LCLo: 4000 ppm/4hrs

\*\*\* \*\* \*\* \*\* \*\*

The data in this Material Safety Data Sheet relates only to the specific material designated and does not relate to its use in combination with any other material or process. The data contained is believed to be correct. However, since conditions of use are outside our control it should not be taken as a warranty or representation for which Hydrate Chemical Co. assumes legal responsibility. This information is provided solely for your consideration, investigation, and verification.



MAR 10 1986 571

HYDRITE CHEMICAL CO.  
2655 N. MAYFAIR ROAD  
MILWAUKEE, WI 53226

MATERIAL SAFETY DATA SHEET

CS-1602

PERCHLORETHYLENE INDUSTRIAL GRADE

PAGE 1

DISTRIBUTED BY: HYDRITE CHEMICAL CO.  
2655 N. MAYFAIR ROAD  
MILWAUKEE, WI 53226  
(414) 257-2300  
(414) 277-1311

MSDS#:HY862CS1602XX

PREPARED BY:LMT/JRS  
03/19/86

MANUFACTURED BY: Vulcan; PPG

SECTION I - PRODUCT INFORMATION

TRADE NAME: Perchloroethylene  
CHEMICAL NAME & SYNONYMS: Tetrachloroethylene

C.A.S. REGISTRY #: 127-18-4  
CHEMICAL FAMILY: Chlorinated Hydrocarbon

FORMULA:  $CCl_2=CCl_2$

DOT PROPER SHIPPING NAME: PERCHLORETHYLENE INDUSTRIAL GRADE

D.O.T. HAZARD CLASS: ORM A

D.O.T. IDENTIFICATION #: UN1897

D.O.T. LABEL: Chlorinated

SECTION II - HAZARDOUS INGREDIENTS

INGREDIENT	PERCENT	TLV LEVEL	PEL LEVEL
Perchloroethylene	100%	50 ppm	C 300 ppm

NOTE : C denotes Ceiling Limit.

SECTION III - PHYSICAL DATA

BOILING POINT (DEG. F): 250  
FREEZING POINT (DEG.F): - 8.2  
VAPOR PRESSURE (MM HG): 18 @ 25 C  
VAPOR DENSITY (AIR=1) : 5.83  
SOLUBILITY IN WATER: 0.015% by wt.  
SPECIFIC GRAVITY: 1.6  
PERCENT VOLATILE  
BY VOLUME%: 100 %  
EVAPORATION RATE(Ether): 0.09





HYDRITE CHEMICAL CO.  
2655 N. MAYFAIR ROAD  
MILWAUKEE, WI 53226

MATERIAL SAFETY DATA SHEET

CS-1602

PERCHLORETHYLENE INDUSTRIAL GRADE

PAGE 2

SECTION III - PHYSICAL DATA

APPEARANCE AND ODOR: Clear, colorless liquid. Typical Hydrocarbon odor.

SECTION IV - FIRE & EXPLOSION HAZARD DATA

FLASH POINT (METHOD USED): None.

FLAMMABLE LIMITS            LEL: N.A.                                    UEL: N.A.

EXTINGUISHING MEDIA: For fires in area use appropriate media. For example: Water spray. Dry Chemical. Carbon Dioxide. Alcohol Foam.

SPECIAL FIRE FIGHTING PROCEDURES: Evacuate area of unprotected personnel. Wear protective clothing including a NIOSH-Approved self-contained breathing apparatus. Cool fire-exposed containers with water spray. Run-off from fire control may cause pollution.

UNUSUAL FIRE & EXPLOSION HAZARDS: Product may thermally decompose to produce Hydrogen Chloride vapors and possibly traces of Phosgene. Concentrated vapors can be ignited by high intensity heat source.

SECTION V - HEALTH HAZARD DATA

THRESHOLD LIMIT VALUE: 100 ppm (OSHA 29 CFR 1910.Z)  
50 ppm (ACGIH 1985-86)

EFFECTS OF OVEREXPOSURE

EYE CONTACT: Short term liquid or vapor contact may result in slight irritation. Prolonged or repeated contact may be more irritating.



HYDRITE CHEMICAL CO.  
2655 N. MAYFAIR ROAD  
MILWAUKEE, WI 53226

MATERIAL SAFETY DATA SHEET

CS-1602

PERCHLORETHYLENE INDUSTRIAL GRADE

PAGE 3

SECTION V - HEALTH HAZARD DATA

**SKIN CONTACT:** May cause mild irritation to skin. Prolonged and repeated contact with skin can cause defatting and drying of the skin which may result in skin irritation and dermatitis.

**INHALATION:** High concentrations or prolonged exposure to lower concentrations may be slightly irritating to mucous membranes. Inhalation overexposure can lead to central nervous system depression producing effects such as headaches, nausea, dizziness and loss of consciousness.

**INGESTION:** Liquid ingestion may result in vomiting; aspiration (breathing in of liquid into the lungs) must be avoided as liquid contact with the lungs can result in chemical pneumonitis and pulmonary edema/hemorrhage.

**OTHER:** Reports of animal test studies have shown possible effects to: the liver and kidneys. The relevance of these effects to man is unknown.

EMERGENCY AND FIRST AID PROCEDURES

**EYE CONTACT:** Immediately flush eyes with plenty of water for at least 15 minutes. Hold eyelids open during this flushing with water. Call a physician immediately.

**SKIN CONTACT:** Flush area with water while removing contaminated clothing and shoes. Follow by washing with soap and water. Do not reuse clothing or shoes until cleaned. If irritation persists, get medical attention. Do not apply oils or ointments unless ordered by the physician.

**INGESTION:** If conscious, drink a quart of water. DO NOT induce vomiting. CALL A PHYSICIAN immediately. If unconscious or in convulsions, take immediately to a hospital or a physician. NEVER induce vomiting or give anything by mouth to an unconscious victim.

**INHALATION:** Remove victim to fresh air. If not breathing, give artificial respiration, preferably mouth-to-mouth. If breathing is difficult, give oxygen. CALL A PHYSICIAN.

**OTHER: ADDITIONAL NOTES TO PHYSICIAN:** Chlorinated Solvent. Never administer adrenalin following overexposure. Increased sensitivity of the heart to adrenalin may be caused by overexposure to solvent.



HYDRITE CHEMICAL CO.  
2655 N. MAYFAIR ROAD  
MILWAUKEE, WI 53226

MATERIAL SAFETY DATA SHEET

CS-1602

PERCHLORETHYLENE INDUSTRIAL GRADE

PAGE 4

SECTION V - HEALTH HAZARD DATA

SECTION VI - REACTIVITY DATA

STABILITY:  STABLE  UNSTABLE  
CONDITIONS TO AVOID: Avoid contact with heat, sparks, and open flame.

INCOMPATIBILITY: Strong Oxidizing Agents. Alkalies. Alkali metals (strong reducing metals such as Aluminum, Sodium, Potassium, etc.).

HAZARDOUS DECOMPOSITION PRODUCTS: May thermally decompose to form Carbon Monoxide, Carbon Dioxide, Hydrogen Chloride vapors, traces of Phosgene, and unidentifiable organic materials.

HAZARDOUS POLYMERIZATION:  MAY OCCUR  WILL NOT OCCUR

SECTION VII - SPILL OR LEAK PROCEDURES

STEPS TO BE TAKEN IN CASE MATERIAL IS RELEASED OR SPILLED:  
Eliminate all sources of ignition. Evacuate unprotected personnel from area. Maintain adequate ventilation. Use proper Safety Equipment. Contain spill, place into drums for proper disposal. Soak up residue with non-flammable absorbent material. Place in non-leaking containers for immediate disposal. Flush remaining area with water to remove trace residue and dispose of properly. Avoid direct discharge to sewers and surface waters. Notify authorities if entry occurs.

WASTE DISPOSAL METHOD: Observe all Local, State, and Federal Regulations. Dispose of at approved Landfill Site or Waste Treatment Facility. Reclaim (recycle) solvent. DO NOT pressurize, cut, weld, braze, solder, drill, grind or expose empty containers to heat, flame, sparks or other sources of ignition.

SECTION VIII - SPECIAL PROTECTION INFORMATION



HYDRITE CHEMICAL CO.  
2655 N. MAYFAIR ROAD  
MILWAUKEE, WI 53226

MATERIAL SAFETY DATA SHEET

CS-1602

PERCHLORETHYLENE INDUSTRIAL GRADE

PAGE 5

SECTION VIII - SPECIAL PROTECTION INFORMATION

CONSULT SAFETY EQUIPMENT DISTRIBUTOR

RESPIRATORY PROTECTION: If TLV is exceeded wear: NIOSH-Approved self-contained breathing apparatus. NIOSH-Approved organic respirator.

VENTILATION: Maintain adequate ventilation. Keep levels below recommended TLV. Avoid mist formation.

PROTECTIVE GLOVES: Polyvinyl Alcohol.

EYE PROTECTION: Chemical Safety Goggles. Face shield. Do not wear contact lenses.

OTHER PROTECTIVE EQUIPMENT: Eye-wash station. Safety shower. Rubber apron. Chemical safety shoes. Protective clothing.

SECTION IX - SPECIAL PRECAUTIONS

PRECAUTIONS TO BE TAKEN IN HANDLING AND STORING:

Store in cool, well-ventilated area away from all sources of ignition and out of direct sunlight. Ground all equipment to prevent accumulation of static charge. Keep containers tightly closed. Relieve pressure in drums weekly. Store away from incompatible materials. Do not store in unlabeled or mislabeled containers.

OTHER PRECAUTIONS: Avoid contact with skin and eyes. Do not swallow. Use with adequate ventilation. Avoid prolonged or repeated breathing of vapors. Wash thoroughly after handling. Avoid dust or mist formation.

SECTION X - SUPPLEMENTAL HEALTH INFORMATION



HYDRITE CHEMICAL CO.  
 2655 N. MAYFAIR ROAD  
 MILWAUKEE, WI 53226

MATERIAL SAFETY DATA SHEET

CS-1602

PERCHLORETHYLENE INDUSTRIAL GRADE

PAGE 6

SECTION X - SUPPLEMENTAL HEALTH INFORMATION

CARCINOGEN CONTENT

% PPM	INGREDIENT	IARC	NTP	OSHA
100%	Perchloroethylene	N	N	N

NOTE : N: Not listed as a known or potential carcinogen in source's list. Perchloroethylene has been tested for chronic effects in animals. While there are studies in which tumors were induced in mice and rats, epidemiologic studies have been inconclusive in determining whether Perchloroethylene causes cancer in humans.

LD50 ORAL : Rat: 8850 mg/kg  
 LD50 SKIN : Rabbit LDLo: 2200 mg/kg  
 LC50 INHALATION : Rat LCLo: 4000 ppm/4hrs

\*\* \*\* \* \* \* \* \* \* \* \* \* \* \* \* \* \*

The data in this Material Safety Data Sheet relates only to the specific material designated and does not relate to its use in combination with any other material or process. The data contained is believed to be correct. However, since conditions of use are outside our control it should not be taken as a warranty or representation for which Hydrate Chemical Co. assumes legal responsibility. This information is provided solely for your consideration, investigation, and verification.

SECTION I

(PAGE

Manufacturers Name: S-T INDUSTRIES, INC. Emergency Phone No: 507-375-3217
Street Address: 301 ARMSTRONG BLVD. NO.

City, State, and Zip Code: ST. JAMES, MN. 56081 Code Identification: 58-0008
Rev. Date: 01/08/86

Product Class (AEROSOL) CLEANERS Date: 09/01/86
Trade Name: 58-0008 3717 GAGE BLCK CLEANER Lab No.: 38108

SECTION II - HAZARDOUS INGREDIENTS

Table with 7 columns: INGREDIENT, PERCENT, PEL PPM, TLV PPM, TLV MG/M3, LEL, CAS NUMBER. Rows include METHYL CHLOROFORM, PERCHLOROETHYLENE, and PROPANE.

AEROSOL - CONTENTS UNDER PRESSURE 55 +/- 5 PSIG

Carcinogenicity: THIS PRODUCT IS CONSIDERED A SUSPECTED ANIMAL CARCINOGEN BY THE NATIONAL TOXICOLOGY PROGRAM, THE INTERNATIONAL AGENCY FOR RESEARCH ON CANCER, OR THE OCCUPATIONAL SAFETY AND HEALTH ADMINISTRATION

SECTION III - PHYSICAL DATA

Boiling Range: PROPELLANT BELOW 0.0 F Vapor Density: HEAVIER THAN AIR

EVAPORATION RATE FASTER THAN ETHER Percent Volatile Weight Per
PROPELLANTS By Weight: 100 Gallon: N.A.

Used in the Calibration Room.

Shussell

SECTION IV - FIRE AND EXPLOSION HAZARD DATA

\*\*\*\*\*  
DOT Category: CONSUMER COMMODITY Flash Point: PROPELLANT BELOW 20 F LEL: SEE SECTION II  
ORM-D (T.O.C.)  
Extinguishing Media: CARBON DIOXIDE, DRY CHEMICAL OR FOAM.

Unusual Fire and Explosion Hazards: DO NOT SPRAY NEAR OPEN FLAME. KEEP AT ROOM TEMPERATURE AS EXPOSURE TO DIRECT SUNLIGHT OR OTHER HEAT MAY CAUSE BURSTING.  
Special Fire Fighting Procedures: WATER MAY BE INEFFECTIVE - WATER MAY BE USED TO KEEP FIRE EXPOSED CONTAINERS COOL.

\*\*\*\*\*  
SECTION V - HEALTH HAZARD DATA  
\*\*\*\*\*

Threshold Limit Value: (SEE SECTION II HAZARDOUS INGREDIENTS)

Effects of Overexposure: IN A CONFINED AREA VAPORS IN HIGH CONCENTRATION ARE ANESTHETIC. IRRITANT TO SKIN AND UPPER RESPIRATORY SYSTEM. OVER-EXPOSURE MAY RESULT IN LIGHT-HEADEDNESS, STAGGERING GAIT, GIDDINESS AND POSSIBLE NAUSEA. HARMFUL OR FATAL IF SWALLOWED

Chronic: REPORTS HAVE ASSOCIATED REPEATED AND PROLONGED OVEREXPOSURE TO SOLVENTS WITH PERMANENT BRAIN AND NERVOUS SYSTEM DAMAGE, ALSO KIDNEY AND LIVER DAMAGE.

Medical Conditions Prone to Aggravation by Exposure: PERCHLOROETHYLENE HAS CAUSED LIVER AND KIDNEY TOXIC EFFECTS IN CHRONICALLY OVEREXPOSED EXPERIMENTAL ANIMALS. PERCHLOROETHYLENE HAS BEEN IDENTIFIED AS AN ANIMAL CARCINOGEN BY NTP, BUT IS NOT LISTED ON THE IARC, OR OSHA CARCINOGEN LIST, AS OF AUGUST 31, 1985.

Routes of Entry: Inhalation: YES Skin: YES Ingestion: YES

Emergency and First Aid Procedures:  
Breathing: REMOVE PATIENT TO FRESH AIR.  
Eyes: FLUSH WITH WATER FOR AT LEAST 15 MINUTES.  
Skin: WASH WITH SOAP AND WATER.  
Swallowing: CALL PHYSICIAN IMMEDIATELY. DO NOT INDUCE VOMITING.

\*\*\*\*\*  
SECTION VI - REACTIVITY DATA  
\*\*\*\*\*

Stability: STABLE Conditions to Avoid: DO NOT STORE ABOVE 120 F  
Incompatibility (NONE)  
Hazardous Decomposition Products By open flame: CARBON MONOXIDE, CARBON DIOXIDE, HYDROGEN CHLORIDE, AND PHOSGENE GAS  
Hazardous Polymerization: WILL NOT OCCUR

\*\*\*\*\*  
SECTION VII - SPILL OR LEAK PROCEDURES  
\*\*\*\*\*

Steps to be taken in case material is released or spilled:  
REMOVE ALL SOURCES OF IGNITION, VENTILATE AVOID BREATHING VAPORS (SEE SECTION X) AND REMOVE WITH INERT ABSORBENT

Waste disposal method:  
DO NOT INCINERATE - DISPOSE IN ACCORDANCE WITH FEDERAL, STATE AND LOCAL REGULATIONS REGARDING POLLUTION.

SECTION VIII - SPECIAL PROTECTION INFORMATION

Respiratory Protection: AVOID BREATHING OF VAPOR OR SPRAY MIST (SEE SECT
Ventilation: PROVIDE LOCAL EXHAUST VENTILATION IN VOLUME AND
Pattern TO KEEP TLV OF ALL HAZARDOUS INGREDIENTS
IN SECTION II BELOW ACCEPTABLE LIMIT, AND LEL
IN SECTION II BELOW STATED LIMIT.
Protective Gloves: RECOMMENDED FOR PROLONGED OR REPEATED CONTACT.
Eye Protection: FOR PROLONGED USE IN CLOSE QUARTERS RECOMMEND SA
GLASSES WITH UNPERFORATED SIDESHIELDS.
Other Protective Equipment:

SECTION IX - SPECIAL PRECAUTIONS

Precautions to be taken in handling and storing:
DO NOT STORE ABOVE 120 F. KEEP AT ROOM TEMPERATURE AS
EXPOSURE TO DIRECT SUNLIGHT OR HEAT MAY CAUSE BURSTING.
Other Precautions:
KEEP AWAY FROM CHILDREN.
DO NOT PUNCTURE OR INCINERATE.
DO NOT SPRAY NEAR FIRE OR OPEN FLAME.

SECTION X HAZARDOUS MATERIAL IDENTIFICATION

COMMUNICATION OF PHYSICAL PROPERTY, HEALTH, AND SAFETY INFORMATION
IS A KEY FACTOR IN OUR PRODUCT SAFETY PROGRAM. WITH THIS INFORMATION YOU
BETTER FULFILL YOUR OBLIGATION TO EDUCATE EXPOSED PERSONNEL IN THE PROPE
HANDLING TECHNIQUES REQUIRED TO MAINTAIN SAFETY IN THE WORKPLACE. LISTED
THIS SECTION IS NPCA-HMIS CLASSIFICATION FOR THIS PRODUCT.

HMIS. CLASSIFICATION CODE

Health: 2\* MODERATE HAZARD
Flammability: 4 SEVERE HAZARD
Reactivity: 0 MINIMAL HAZARD
Personal protection: D FACE SHIELD, GLOVES, APRON

\* - CHRONIC EFFECTS MAY BE PRESENT. SEE SUPERVISOR FOR FURTHER INFORMAT

THE ABOVE INFORMATION PERTAINS TO THIS PRODUCT AS CURRENTLY FORMULA
AND IS BASED ON THE INFORMATION AVAILABLE AT THIS TIME. ADDITION OF REDU
OR OTHER ADDITIVES TO THIS PRODUCT MAY SUBSTANTIALLY ALTER THE COMPOSITI
AND HAZARDS OF THE PRODUCT. SINCE CONDITIONS OF USE ARE OUTSIDE OUR CONT
WE MAKE NO WARRANTIES, EXPRESS OR IMPLIED, AND ASSUME NO LIABILITY IN
CONNECTION WITH ANY USE OF THIS INFORMATION.



**SAFETY-KLEEN 105 PARTS WASHING SOLVENT  
MATERIAL SAFETY DATA SHEET**

**SECTION I -- PRODUCT INFORMATION**

Safety-Kleen Corporation - 777 Big Timber Road - Elgin, IL 60123  
For Product/Sales Information Call 708/697-8460

<i>EMERGENCY TELEPHONE</i>	<i>MEDICAL:</i>	<i>TRANSPORTATION:</i>
These numbers are for emergency use only. If you desire non-emergency information about this product, please call the telephone number listed above.	800/942-5969 or 312/942-5969 RUSH POISON CONTROL CENTER CHICAGO, ILLINOIS (24 HOURS)	800/424-9300 CHEMTREC

**IDENTITY (TRADE NAME):** SAFETY-KLEEN 105 PARTS WASHING SOLVENT

**SYNONYMS:** PETROLEUM DISTILLATES, PETROLEUM NAPHTHA, MINERAL SPIRITS, STODDARD SOLVENT

**SK PART NUMBER:** 6617

**FAMILY/CHEMICAL NAME:** HYDROCARBON SOLVENT

**PRODUCT USAGE:** SOLVENT FOR CLEANING AND DEGREASING PARTS

**SECTION II -- HAZARDOUS COMPONENTS**

NAME	SYNONYM	%	CAS NO.	OSHA PEL (ppm)	ACGIH TLV (ppm)
Parts Washer Solvent (consists predominantly of C9-C13 hydrocarbons)	Mineral Spirits	(Typical % by Wt.)			
C9-C13 Saturated Hydrocarbon		85	64741-41-9	100 (Stoddard Solvent)	100 (Stoddard Solvent)
*Toluene		0.5	108-88-3	100 150 STEL	100 150 STEL
*Xylene		1.0	1330-20-7	100 150 STEL	100 150 STEL
*Ethyl Benzene		0.5	100-41-4	100 Skin 125 STEL	100 125 STEL
C8+ Aromatics		12.0	Mixture	N/E	N/E
Chlorinated Solvents		(Max 1% by Wt.)			
*1,1,1 Trichloroethane		<0.5	71-55-6	350 450 STEL	350 450 STEL
*Tetrachloroethylene		<0.5	127-18-4	25	50 200 STEL

N/E = Not Established  
\* See Section X - Other Regulatory Information

**SECTION III -- PHYSICAL DATA**

**PHYSICAL STATE, APPEARANCE AND ODOR:** Combustible liquid - clear, green, with characteristic hydrocarbon odor.

**BOILING POINT:** 300° - 429° F

**EVAPORATION RATE:** (Butyl Acetate = 1) 0.1  
**PERCENT VOLATILE:** 99.9%  
**VAPOR DENSITY:** 4.9 (Air = 1)  
**VAPOR PRESSURE:** 2 mm of Hg at 68° F  
**SOLUBILITY IN WATER:** Negligible  
**pH:** Not Applicable  
**SPECIFIC GRAVITY:** 0.77 to 0.80  
**MOLECULAR WEIGHT:** Approximately 142  
**VOLATILE ORGANIC COMPOUNDS:** 795 g/L

#### SECTION IV -- FIRE AND EXPLOSION HAZARD DATA

**FLASH POINT:** 105° F (SETA)  
**AUTOIGNITION TEMPERATURE:** 473° F  
**CONDITIONS OF FLAMMABILITY:** Materials must be moderately heated before ignition can occur.  
**FLAMMABLE LIMITS IN AIR - LOWER:** 0.7% **UPPER:** 6.0%  
**EXTINGUISHING MEDIA:** Carbon dioxide, foam, dry chemical, water (mist only).  
**FIRE FIGHTING PROCEDURES -- SPECIAL:** NFPA 704 Rating 2-2-0

Keep storage tanks cool with water spray. Use self-contained breathing apparatus (SCBA).

**UNUSUAL FIRE AND EXPLOSION HAZARDS:**

Decomposition and combustion products may be toxic. Heated tanks may rupture, explode or be thrown into the air. Vapors are heavier than air and may travel great distances to ignition source and flashback.

**HAZARDOUS COMBUSTION PRODUCTS:**

Thermal decomposition and burning may produce carbon monoxide.

#### SECTION V -- REACTIVITY DATA

**STABILITY:** Normally stable even under fire exposure conditions and is not reactive with water. Normal firefighting procedures may be used.  
**INCOMPATIBILITY (CONDITIONS TO AVOID):** Strong oxidizing agents (e.g. chlorine, peroxides, strong acids).  
**HAZARDOUS POLYMERIZATION:** Not known to occur under normal conditions.  
**HAZARDOUS DECOMPOSITION PRODUCTS:** Normally none; however, incomplete burning may yield carbon monoxide.

#### SECTION VI -- HEALTH HAZARD DATA

**PRIMARY ROUTES OF EXPOSURE:** Skin and eye contact; inhalation.  
**HEALTH HAZARD DATA/SIGNS AND SYMPTOMS OF EXPOSURE:**  
**ACUTE:** *Skin:* Prolonged or repeated contact tends to remove skin oils, possibly leading to irritation and dermatitis. No significant skin absorption hazard.

**Eyes:** Contact may cause slight to moderate irritation. High vapor concentrations (> 500 ppm) are irritating to the eyes.

**Inhalation:** High concentrations of vapor or mist may be irritating to the respiratory tract, cause headaches, dizziness, nausea, impaired coordination, anesthesia and may have other central nervous system effects.

**Ingestion:** Low order of acute oral toxicity. May cause irritation of the throat, nausea, vomiting and symptoms of central nervous system depression. Aspiration into the lungs during ingestion or vomiting may cause mild to severe pulmonary injury and possibly death.

**CHRONIC:** Prolonged and/or repeated contact may cause drying and cracking of the skin or dermatitis.

#### **OTHER POTENTIAL HEALTH HAZARDS:**

The impurities that may be present are not expected to add significantly to the effects of exposure.

#### **MEDICAL CONDITIONS**

##### **AGGRAVATED BY EXPOSURE:**

Individuals with pre-existing central nervous system dysfunction may have increased susceptibility to the effects of exposure. Contact with skin may aggravate pre-existing dermatitis.

**CARCINOGENICITY:** Tetrachloroethylene is listed by IARC and NTP as a suspected carcinogen. Studies indicate that Ethyl Benzene and 1,1,1 Trichloroethane are experimental teratogens.

### SECTION VII -- EMERGENCY AND FIRST AID PROCEDURES

- EYES:** For direct contact, flush eyes with water for 15 minutes lifting upper and lower lids occasionally. Consult physician if irritation or pain persists. If irritation or redness from exposure to vapors or mists develop, move victim away from exposure into fresh air.
- SKIN:** Remove contaminated clothing. Wash skin twice with soap and water. If irritation develops and persists, consult a physician.
- INGESTION:** If conscious, dilute with 4 to 8 ounces of water and seek immediate medical attention. DO NOT induce vomiting.
- INHALATION:** Remove to fresh air immediately. Use oxygen if there is difficulty breathing or artificial respiration if respiration has stopped. Do not leave victim unattended. Seek immediate medical attention if necessary.

### SECTION VIII -- PRECAUTIONS FOR SAFE USE AND HANDLING

#### **SPILL**

##### **PROCEDURES:**

Remove all ignition sources. Ventilate area and avoid breathing vapors. For large spills, isolate area and deny entry. If possible, contain as a liquid for possible re-refining. Absorb onto sand or other absorbent material. Shovel into closable container for disposal. Wear protective equipment specified below. Contain away from surface waters and sewers.

#### **WASTE DISPOSAL METHODS:**

Dispose in accordance with Federal, State, and local regulations. Contact Safety-Kleen regarding recycling.

#### **HANDLING PRECAUTIONS:**

Avoid contact with eyes, skin or clothing. Use in well ventilated area and avoid breathing vapors or mists. Keep away from heat, sparks and open flames.

#### **SHIPPING AND STORING PRECAUTIONS:**

Empty product containers may contain product residue. Do not pressurize, cut, heat, weld, grind or expose containers to flame or other sources of ignition. Keep container tightly closed when not in use and during transport.

**PERSONAL HYGIENE:**

Use good personal hygiene. Wash thoroughly with soap and water after handling and before eating, drinking or using tobacco products. Launder contaminated clothing and clean protective equipment before reuse.

<b>SECTION IX -- CONTROL MEASURES</b>
---------------------------------------

**VENTILATION:**

Provide local exhaust or general dilution ventilation as determined necessary to maintain concentrations of vapors or mists below applicable exposure limits. Where explosive mixtures may be present, systems safe for such locations should be used.

**PROTECTIVE GLOVES:**

Use nitrile or neoprene gloves to prevent contact with skin.

**EYE PROTECTION:**

Where there is likelihood of spill or splash, wear chemical goggles or faceshield. Contact lenses should not be worn.

**RESPIRATORY PROTECTION:**

Use NIOSH-approved respiratory protective equipment when concentration of vapors or mists exceeds applicable exposure limit. Depending on the airborne concentration, use a respirator or gas mask with appropriate cartridges and canisters (for organic vapor with mist prefilter). A self-contained breathing apparatus (SCBA) is required for large spills and emergencies. Selection and use of respiratory protective equipment should be in accordance with OSHA General Industry Standard 29 CFR 1910.134 - Respiratory Protection.

**OTHER PROTECTIVE EQUIPMENT:**

Wear solvent-resistant boots, apron or other protective clothing where spills and splashes are possible. A source of clean water should be available in work areas for flushing the eyes and skin.

<b>SECTION X -- OTHER REGULATORY INFORMATION</b>
--

**DOT PROPER SHIPPING NAME:** Petroleum Naphtha

**DOT CLASS:** Combustible Liquid

**DOT NUMBER:** UN 1255

**SARA TITLE III:** Product contains a toxic chemical or chemicals subject to the reporting requirements of Section 313 of Title III of the Superfund Amendments and Reauthorization Act of 1986 and 40 CFR Part 372. Toxic constituents are listed with an asterisk in Section II of this Material Safety Data Sheet.

Product poses the following physical and/or health hazard(s) as defined in 40 CFR 370.3 (Sections 311, 312 of SARA Title III):

Immediate (Acute) Health Hazard  
Delayed (Chronic) Health Hazard  
Fire Hazard

<b>SECTION XI -- PREPARATION INFORMATION</b>
--

**PREPARED BY:** SK Product Review Committee **FORM NO.** 900-14-001

**ORIGINAL ISSUE DATE:** July 20, 1989 **REVISED:** March 12, 1990 **SUPERSEDES:** July 20, 1989

User assumes all risks incident to the use of this product. To the best of our knowledge, the information contained herein is accurate. However, Safety-Kleen assumes no liability whatsoever for the accuracy or completeness of the information contained herein. No representation or warranty, either express or implied, or merchantability, fitness for a particular purpose or of any other nature are made hereunder with respect to information or the product to which information refers. The data contained on this sheet applies to the material as supplied to the user.

Everything which will  
 DEPT. 23 *Exp*  
 INVENTORY *production*

WEEK----->  
 DATE----->

		UNIT	ORDER	LOW		1	2	3	4	5	ON ORDER	PO. #
# 1	ACETIC ACID <i>HYDRITE</i>	1 GAL	4	5# <i>15 GAL</i>								
2	ANODEX COMP <i>DONALD</i>	400#	2	400#								
3*	CAP PLUGS	(1) 3000	(4) 3000	(1) 3000								
4	78 DYGHEAM POL. <i>DONALD</i>	55 GAL	1	<del>55 GAL</del>								
5	RUST LICK "B" <i>JOHN SCHNEIDER</i>	5 GAL (50#)	2	<del>5 GAL</del>								
6	ELECTRO X-S	55 GAL	2	55 GAL								
7	KENVERT #311 <i>JOHN SCHNEIDER</i>	100#	2	<del>100#</del>								
8	LXP-23A <i>JOHN SCHNEIDER</i>	1 GAL	4	1 GAL								
9	AW-32 CITIZEN (DT 24)											
10	G-80 GRIT											
11	G-50 "											
12	METAL M-029 (ACID SALT) <i>DONALD</i>	400#	2	100#								
13	SKC AMFOSOL	480#	2									
14	AMF METAL LINE (AMFOSOL) <i>J. SCHNEIDER</i>	400#	<i>DAVE</i> 2	<del>400#</del> 400#								
* 15	# 140 SOLVENT <i>HYDRITE</i>	55 GAL	2	55 GAL								
16	# 5 KENVERT <i>JOHN SCHNEIDER</i>	30 GAL	1	<del>45 GAL</del>								
17	RCTO FINISH (DURAFORMS) <i>LUSTRE S.E.</i>	1 BOX (50#)	2-M	12 BOX								
18	B.5.J.	55 GAL	1	0								
19	BLACK DIE	10		0								
20	WS-50-50	55 GAL	2	<i>Card</i> 0 out								
21	768-1 WITCO	55 GAL	1	0								
22	M.DI CHROMATE											
alt 23	STANISOL (AMFOSOL)		FILL	1/4								
alt 24	PERCHLORETHYLENE		FILL	1/4								
25	<del>SMALL ?</del>											
26	<del>LARGE ?</del>											

MACRO 501-CA 4.50/gal Quaker  
 for mx applicator zinc, alum

R.L. SCODERBERG 3-24-78

23

TO: ~~Bill Kelley~~ Russ Davis  
FROM: Max Schumacher  
COPY: Glen Kelley  
DATE: 5 April 1982

SUBJECT: ~~Best~~ Materials List of Substances  
That May Be Toxic, Hazardous or  
Contribute to the Waste Stream

The following are ~~some~~ trade names and/or substances we currently purchase or have purchased for use at MKC for any number of reasons. Many are in daily use, some may be of research or trial nature, and many may not be in any way a problem.

The list is ~~not all~~ <sup>incomplete</sup> and represents an attempt to consolidate all of the substances <sup>we have</sup> in our ~~plants~~ <sup>offices and plants</sup>. ~~It is important that~~ a determination can be made by qualified and knowledgeable people to ~~ascertain~~ ascertain if we are handling, ~~the problem substances~~ ~~according to~~ using, and disposing the problem substances according to ~~the~~ Federal and State Laws.

There is no order to the list, just names as they were listed <sup>in records</sup> or found at random in the plants and offices.

- #205 Graphite
- #10 Die Slick
- #150 Die Slick
- #34 Plunger Slick
- #100 Lubriplate
- SL-1037
- Spelcyl 450-5
- Thermax #8235
- 3300 Plunger Slick
- Wonder Oil
- Mobile Temp #1
- #3600 WSH
- PMC-100
- A-128 Reprak Kleen
- A-211 Alum. Fluff

- GD-2
- #410 De-gasser
- 8-A-30 Die Slick
- Anti Solder Wax
- PL-134-5
- Frankube
- Acetic Acid
- Anodex Comp.
- 78 Duglean
- Rust Slick "B"
- Electro X-5
- AW-32
- G-80 Brit
- G-50 Brit
- Meter M-629

SKC Amfosol  
 ASK Metals  
 #140 Solvent  
 #5 Kenvert  
 B-5-J  
 Black die  
 WS-50-50  
 768-1 Witco  
 MD-1 Chromate  
 Stanisol  
 Perchloroethylene  
 Micro 561-CA  
 Oakite Rustproof NRP  
 Oakite Form G  
 Alumacut  
 Magnus Blue Coolant NF  
 White Lead  
 Oakum Clean OKEMCLEAN  
 Cimicool  
 Cleartex 140  
 Velocite #6  
 Lubriplate #105  
 Filmit Ind 150  
 Filmit 3200  
 Lubriplate Air line oil  
 Castrol 35  
 Mobile DTE 26  
 Sliderite 68  
 #3 Extreme Pressure Lube  
 Pydraul 312  
 Anderol  
 DTE extra heavy  
 Vactra #4  
 Quintolube  
 DTE-26  
 #24 DTE  
 Tapmatic Cutting Fluid  
 Transyltex  
 Spindle oil  
 Wheelmate  
 EDM Fluid  
 Diesel Oil

#2 Fuel Oil  
 Nitric Acid  
 Ammonia  
 Warfarin  
 Turpentine  
 Propane  
 Gasoline  
 Kerosene  
 Mapp gas  
 Acetylene  
 Iodine / betadine  
 Hydrogen peroxide  
 Alcohols  
 Weedocides  
 Chromic acids  
 Chromates  
 X-ray unit  
 Magnafloc products QC  
 Kill-die 700  
 Locketite 290  
 Trichloroethylene  
 Ortho Fogging Insecticide  
 Micut 561-CA  
 Compound No. M-101  
 Cutrol EDM-30  
 7115C  
 Kidlyme  
 Ammophyll  
 Absorber 892-500  
 Cong-r-dust  
 Muriatic acid  
 Soldering flux  
 Solder  
 First aid room supplies

There are new products and substances being purchased or taken into the plants and offices almost on a daily basis which will require investigation and follow-up.

It is hoped that this list will be helpful in some way ~~to~~ recognizing that it is incomplete. It includes liquids, granulated, ~~tablets~~ powdered, solids, ~~and~~ other substances.



TO: Russ Davis  
 FROM: Marv Schumacher  
 COPY: Glen Kielley  
 SUBJECT: Materials List of Substances that may be Toxic, Hazardous, or  
 Contribute to the Waste Stream  
 DATE: April 5, 1982

The following are trade names and/or substances we currently purchase or have purchased for use at MKC for any number of reasons. Many are in daily use, some may be of a research or trial nature, and many may not be in any way a problem.

The list is incomplete and represents an attempt to consolidate all of the substances we have in our offices and plants. It is hoped that a determination can be made by qualified and knowledgeable people to ascertain if we are handling, using, and disposing the problem substances according to Federal and State laws.

There is no order to the list, just names as they were listed on records or found at random in the plants and offices.

#205 Graphite	Oakum Clean OKEMCLEAN	Electro X-S
#10 Die Slick	Cimcool	AW-32
#150 Die Slick	Cleartex 140	G-80 Grit
#34 Plunger Slick	Velocite #6	G-50 Grit
#100 Lubriplate	Lubriplate #105	Metex M-629
SL-1037	Filmite Ind 150	#2 Fuel Oil
Skelcyl 450-5	Castrol 35	Nitric Acid
Thermex #8235	Mobil DTE 26	Ammonia
3300 Plunger Slick	Sliderite 68	Warfarin
Wonder Oil	#3 Extreme Pressure Lube	Turpentine
Mobil Temp #1	Pydraul 312	Propane
#3600 WSH	Anderol	Gasoline
PMC-100	DTE Extra Heavy	Kerosene
A-128 Refrak Kleen	Vactra #4	Mapp Gas
A-211 Alum. Flux	Quintolube	Acetylene
SKC Amfosol	DTE-26	Iodine/Betadine
ASK Metal	Tapmatic Cutting Fluid	Hydrogen Peroxide
#140 Solvent	Transyltex	Alcohols
#5 Kenvert	Spindle Oil	Weedocides
B-5-J	Wheelmate	Chromic Acids
Black Die	EDM Fluid	Chromates
WS-50-50	Diesel Oil	X-Ray Unit
768-1 Witco	GD-2	Magnaflux Products-QC
MD-1 Chromate	#410 De-Gasser	Kill-Cide-700
Stanisol	A-A-30 Die Slick	Locketite 290
Perchloroethylene	Anti Solder Wax	Trichloethylene
Micro 561-CA	PL-BL-5	Ortho Fogging Insecticide
Oakite Rustpruf NRP	Franlube	Micut 561-CA
Oakite Form G	Acetic Acid	711-SC
Alumacut	Anodex Comp.	Ridlyme
Magnus Blue Coolant NF	78 Dygleam	Ammophyll
White Lead	Rust Lick "B"	Absorber 892-500

Russ Davis  
Page 2  
April 5, 1982

Conq-r-dust  
Muriatic Acid  
Soldering Flux

Solder  
First Aid Room Supplies  
Filmcut 3200

Lubriplate Air Line Oil  
#24 DTE  
Compound #M-101  
Cutzol DEM-30

There are new products and substances being purchased or taken into the plants and offices almost on a daily basis which will require investigation and follow-up.

It is hoped that this list will be helpful in some way, recognizing that it is incomplete. It includes liquids, granulated, powdered, solids, and other substances.

*Marw*

/kaa

LIPICART

XRX - John Harvey 3/28/83 for mis. HW reg. HW

POTENTIAL WASTE	AVE. MO. USE (PURCHASE)	PROCESS	EST. WASTE
NT PMC 100	55 gal.	ladle coat	<del>9.9</del> lbs. 2%
NT SKC Amfosol	570 lbs.	wash tank	<del>570</del> lbs. 100%
#5 Kenvert ?	0.5 gal.	dye	TR 1,125 lbs. 25%
NT Amosol BENZENE < 10PPM	400 gal.	gen solv.	<del>790</del> lbs. 40%
NT Electro X-S	14 gal.	media debur	<del>112</del> lbs. 100%
Perchloroethylene <i>NO LONGER USED</i>	125 gal.	die greaser	<del>61</del> lbs. 5%
NT EDM Fluid	18 gal.	EDM	<del>162</del> lbs. 100%
GD-2 <i>RESIDUE NOT HAZ</i>	650 lbs.	flux	<del>6.5</del> lbs. 1%
✓ 78 Dygleam Polis	20 gal.	cleaner	TR 160 lbs. 100%
Anodex Cmpd. NaOH	66 lbs.	cleaner	TR 66 lbs. 100%
Trichlorethylene	0.416 gal.	cleaner (loctite)	.2 lbs. 5%
711 SC <i>NOT USED</i>	4.5 gal.	die cleaner	<del>36</del> lbs. 90%
Ammonia	1.5 gal.	blue printing	9 lbs. 90%
Caustic Soda	0.83 gal.	?	TR 6.4 lbs. 100%
5SS Coil Cleaner	0.66 gal.	A/C coil cleaning?	5.2 lbs. 100% TR
NT Trisodium Phosphate	8.3 lbs.	?	<del>8.3</del> lbs. 100%
NT Steam Clean Cmpd.	100 lbs.	steam jenny	<del>100</del> lbs. 100%
			2,095.3 lbs.

DOESNT ENTER STREAM

Rust VETO 2350  
 Wheelmat 689 MONOETHANOLAMINE  
 A - 211  
 A - 128  
 GD-3 } FLUORIDES  
 ILD  
 PYDRAUL TOXIC to fish?  
 KERSUL Sodium Hydroxide

2864 TR  
 110.4 DISP  
 2,974.4

Rec'd 1/18/81  
4/21/81  
mms

Information for EPA  
RCRA study

PRODUCTS DIV 4-1-81

SUPPLIERS

XRT to John McP  
3/11/82

Paints -

A7515 - Blue Gray Paint - R M Alpha Cryl Lacquer

Milwaukee Paint  
917 Applegate  
Madison Wisconsin

Cincinnati Gray Dulas Gray PG10155

Maas & Woldstein  
Chicago, Illinois 60612

OPCO Blue Lacquer

Maas & Waldstein  
Chicago, Illinois

Thinners -

E. A. Solvent -

G. J. Nikolas Co.  
Bellwood, Illinois 60104

#69

Reducer #8

Maas & Waldstein  
Chicago, Illinois

Stanisol -

Amosol

Rasuessen Fuel  
Madison

Perchlorethylene -

Hydrite Chem  
Cottage Grove, Wisconsin

SUPPLIERS

Oakite Chem Corp - Oakite 30 - Formula G Cryscoat 187 -  
Okemclean - NRP -

Mobil Oil Corp  
Sun Prairie, Wisconsin

Mobil Vaprotec Light Rust Preventative Oil

Filmite Oil Corp  
Filmite 3200

Madison

Texaco Oil Corp  
Cleartex 140  
Mandts Texaco Service  
Oregon, Wisconsin

North Central Chem

Western Chem Corp  
Kansas City, MO

LN 30 & 1580 Boiler Treatment

Wyandotte 5418

McKesson Chem Co.  
Box 2691  
Milwaukee, Wisconsin 53214

Detrex Corp  
Detrex 79A Rustproof  
Milwaukee, Wisconsin

Soldering - flux - Ruby Chem  
Columbus, Ohio

Muriatic Acid  
Hydrite Chem  
Box 158  
Cottage Grove, Wisconsin  
257-5892

Fluro Chem 101  
Minnesota Mining Dept 31

White Lead -

Kraft Chem. Corp  
1975 N. Hawthorne  
Melrose Park, Illinois 60160

Land Oil - Extra Winter Strained

EWS Compound 6303  
D.A. Stuart Oil Co  
Chicago, Illinois 60623

Vacmul 3D - Honing Oil  
Mobil Oil Corp  
Cilero, Illinois 60650

Transultex 230 #D gun drill

Mandts Texaco Service  
201 N Main  
Oregon, Wisconsin

AW Hydraulic #15 Dept. 31

Independent Oil Corp  
2320 Rimrock Road  
Madison, Wisconsin

Citco Products

PERCHLORETHYLENE

Where Used -

Dept 32 - Vapor degreaser - various wash containers - to wash parts -

When dirty it is put in with used oil and waste thinners and picked up by Mac's ash line

Dept 31 & 33 & R & D use a small amount - disposed of in same way.

Use 100 gallon per month estimated 3 departments

Floor Dri - Speedi Dri

Used on oil spills and other things - perc - stanisol - thinners, etc.

Could be contaminated with perc or stanisol - disposed of in trash hoppers - picked up by Dougs Sanitation Service. Use about 500# per month.

Purchased from Tools & Abrasives  
Milwaukee, Wisconsin

DEPT 31 - PAINTING

Material Used - Solvents & Thinners, Lacquer, Enamel

EA  
#69  
Reducer #8 and Naptha

Plus - enamel and Lacquer Paints & Primers

Waste material is dumped in barrels with waste oil and picked up by Mac's ash line

Used spray booth filters are disposed of in trash container, picked up by Doug's.

DEPT 32

grinding swarf - settlings - disposed of in trash hoppers, picked up by Doug's Sanitation

WASH TANKS

Dept 31 - Tank Dept

Chemical Used -

Wash - Wyandotte 5418 11-13ph 200 gal  
Rinse - Neutralize- Oakite 30 11-13 ph 200 gal  
dump every 4 months  
Mac's ash line  
Rustproof - Detrey 79-A - 200 gal  
Acids - Muriatic  
Flux - Ruby Fluid - zinc chloride  
Ruby Chem  
Columbus, Ohio

Dept 31 - assembly

Chemical Used -

Wash - Oakite - cryscoat 187 est. 70 gal  
Rustproof - None  
Rinse - Clear water  
disposed of in sanitary service, some overflow

Dept 32

Chemical Used -

Wash - Okem clean Oakite PH 10-12  
Rustproof - NRP Oakite  
disposed of in sanitary service dump every 6 months  
some overflow



STANISOL

Use:

Dept 31 - Parts Washer

Dept 32 - honing room - wash parts in shop in pails -  
wash parts

Dept 33 - parts washer

R & D - Wash parts

disposed of by putting in waste oil barrels -  
picked up by Mac's ash line.

use 25 gal per month

WHITE LEAD

Use:

Dept 31 - 32 - 33 - R&D - tapping in very small amounts.

Dept 32 - could get mixed in with cutting oil - which  
would be picked up by Mac.

FORMULA G - Oakite

Soluble - use 25 gal every months

Use:

Dept 32 - grinding external and band saw and horizontal  
saw coolant  
disposed of in sanitary sewer.

WASTE OIL GENERATED

Cleartex 140 - Texaco  
Fimite 3200 - Filmite Oil Corp  
laid oil - very small amount - tapping  
Sliderite #2 - Citco

about 100 gal of mixed thinners and oils are generated each month.

also in soldering room - sink drain is pumped into boiler drain which drains into storm sewer.

BOILER - WATER

Boiler treatment chemicals are both USDA approved.

Western Chem Co.  
Kansas City, MO.

LN-30- & 1580

**Attachment B**

**RJN Offsite Soil and Soil Vapor Data**

TABLE B-1  
RESIDENTIAL SOIL CONCENTRATIONS  
MADISON-KIPP CORPORATION  
MADISON, WISCONSIN

SAMPLE	DEPTH (FEET)	PCE CONCENTRATION
HA-1	2	1.43
HA-1	4	0.032
HA-3	4	ND
HA-4	2	0.036
HA-4	3.5	ND
HA-5	4	ND
HA-6	4	ND
HA-8	4	0.221
HA-10	2	ND
HA-10	4	ND
HA-12	4	0.031
HA-13	4	ND
HA-14	2	0.166
HA-15	3.5	0.086
HA-16	3.5	ND
HA-18	2.5	ND
HA-19	2	0.11
HA-19	4	ND
HA-20	2	0.11
HA-20	4	ND
HA-21	2	ND
HA-22	2	ND
HA-23	2	0.153
HA-23	4	ND
HA-24	2	0.272
HA-24	4	ND
HA-25	2	2.66
HA-25	4	ND
HA-26	2	ND
HA-27	2	ND
HA-28	2	ND
HA-29	2	ND
HA-101	2.5	ND
HA-102	2.5	0.033
HA-103	2.5	0.18
HA-104	2.5	0.61
HA-105	2.5	0.11
HA-106	2.5	0.092

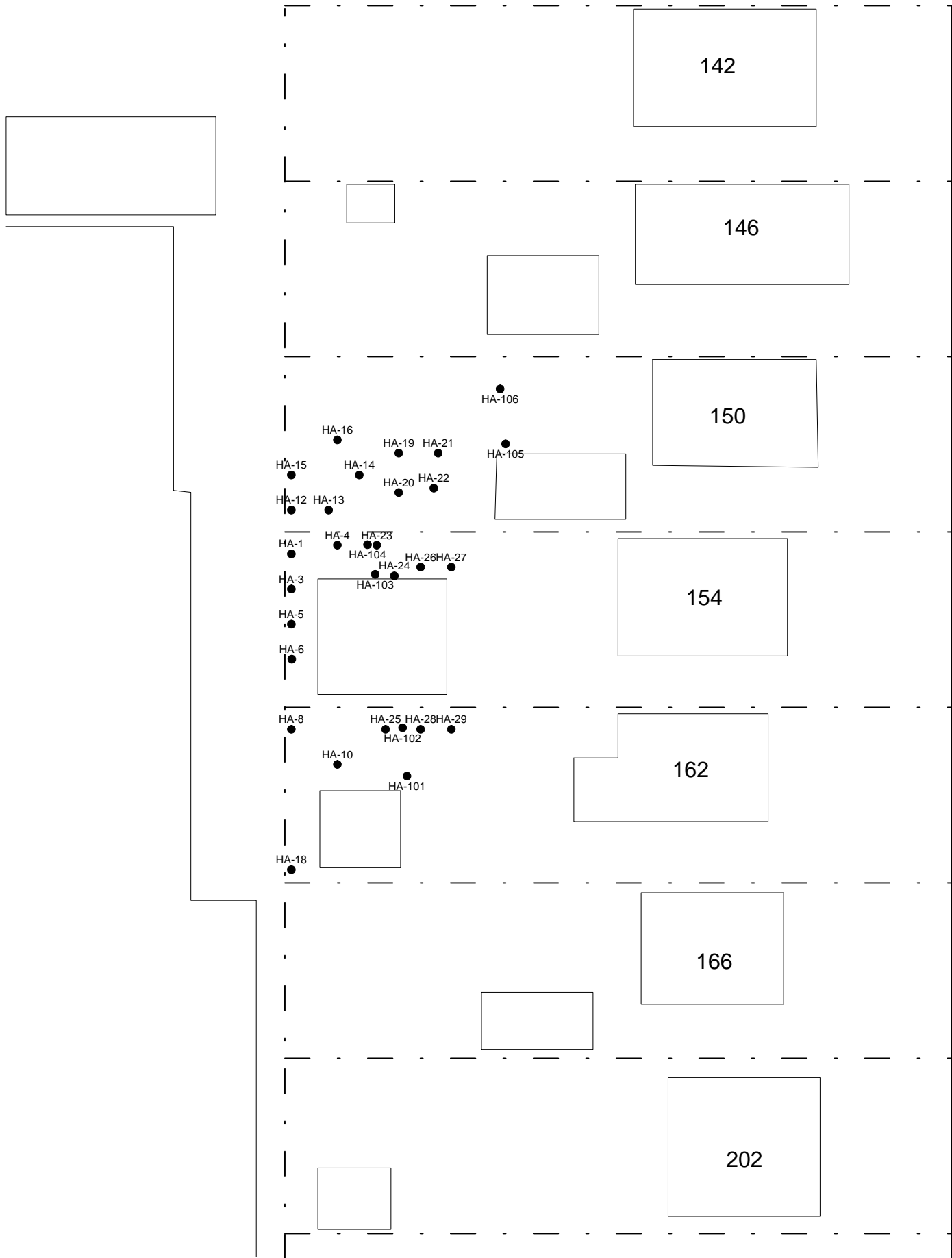
All concentrations in mg/kg

ND: Not detected.

TABLE B-2  
SOIL VAPOR SAMPLE RESULTS  
SOUTH MARQUETTE STREET RESIDENCES  
MADISON, WISCONSIN

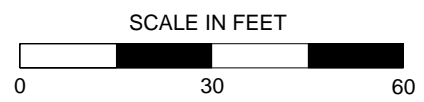
	DATE	142	150 S	150 D	154 S	154 D	162 S	162 D	202
1,2-Dichloroethene	Oct-06		<250	<250	<250	<250	<250	<250	
	Dec-06		<250	<250	<250	<250	<250	<250	
	Apr-07		<500	<500	<500	<500	<500	<500	
	Aug-07		<0.50	<0.50	<0.50	<0.50	<0.50	<0.50	
	Sep-07		<0.74	<0.50	<0.50	<0.87	<0.84	<0.50	
	Dec-07		<10	<10	<10	<10	<10	<10	
	Mar-08		<10	<10	<10	<10	<10	<10	
	Jun-08		<10	<10	<10	<10	NA	NA	
	Sep-08		<10	<10	NA	<10	10	<10	
	Dec-08		<10	<10	<10	<10	<10	<10	
	Apr-09		<50	<50	<10	<10	<10	<10	
	Jun-09		<20	<20	<20	<20	<20	<20	
	Sep-09		<20	<20	<20	<20	<20	<20	
	Feb-11	<0.085	<0.085		<20		<0.085		<0.085
Tetrachloroethene	Oct-06		<146	<146	<146	<146	<146	<146	
	Dec-06		<146	<146	<146	<146	<146	<146	
	Apr-07		<146	<146	<146	<146	<146	<146	
	Aug-07		11	110	1.7	69	6.4	86	
	Sep-07		3.2	57	7.2	60	3.1	66	
	Dec-07		35	26	18	21	<10	<10	
	Mar-08		<10	<10	<10	<10	<10	<10	
	Jun-08		15	19	11	<10	NA	NA	
	Sep-08		460	330	NA	520	1900	85	
	Dec-08		20	270	250	1100	700	10	
	Apr-09		<50	<50	<10	<10	<10	<10	
	Jun-09		<20	21	<20	20	<20	33	
	Sep-09		18	53	<10	25	<10	56	
	Feb-11	1.87	5.78		188		31		0.341
Trichloroethene	Oct-06		<184	<184	<184	<184	<184	<184	
	Dec-06		<184	<184	<184	<184	<184	<184	
	Apr-07		<185	<185	<185	<185	<185	<185	
	Aug-07		<0.50	<0.50	<0.50	<0.50	<0.50	<0.50	
	Sep-07		<0.74	<0.50	<0.50	<0.87	<0.84	<0.50	
	Dec-07		<10	<10	<10	<10	<10	<10	
	Mar-08		<10	<10	<10	<10	<10	<10	
	Jun-08		<10	<10	<10	<10	NA	NA	
	Sep-08		<10	<10	NA	13	15	<10	
	Dec-08		<10	<10	11	<10	<10	<10	
	Apr-09		<50	<50	<10	<10	<10	<10	
	Jun-09		<20	<20	<20	<20	<20	<20	
	Sep-09		<10	<10	<10	<10	<10	<10	
	Feb-11	<0.085	<0.085		<20		<10		<0.085

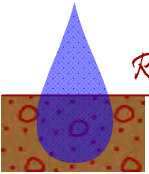
All concentrations in parts per billion.  
NA - not analyzed due to damaged sample.  
Blank cells indicate that no sample was collected.



MARQUETTE STREET

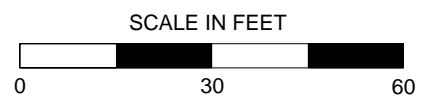
● SOIL BORING LOCATION

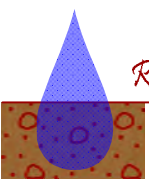


 <p><i>RIN Environmental Services, LLC</i> Surface Water Studies Groundwater Studies Site Investigations 4631 COUNTY ROAD A OREGON, WISCONSIN 53575 (608) 576-3001</p>	<p>MADISON-KIPP CORP MADISON, WISCONSIN OFF-SITE SOIL SAMPLE LOCATIONS</p>			<p><b>FIGURE</b> <b>B-1</b></p>
	<p><b>DRAWN BY</b></p> <p>RN</p>	<p><b>PROJ. No.</b></p> <p>09-101</p>	<p><b>DATE</b></p> <p>17 SEP 13</p>	



○ SOIL VAPOR PROBE



 <p><i>R/N Environmental Services, LLC</i> Surface Water Studies Groundwater Studies Site Investigations 4631 COUNTY ROAD A OREGON, WISCONSIN 53575 (608) 576-3001</p>	<p>MADISON-KIPP CORP MADISON, WISCONSIN OFF-SITE SOIL VAPOR PROBE LOCATIONS</p>			<p><b>FIGURE</b> <b>B-2</b></p>
	<p><b>DRAWN BY</b></p> <p>RN</p>	<p><b>PROJ. No.</b></p> <p>09-101</p>	<p><b>DATE</b></p> <p>17 SEP 13</p>	

**Attachment C**  
**RJN Treatment Area Soil Data**

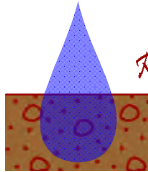
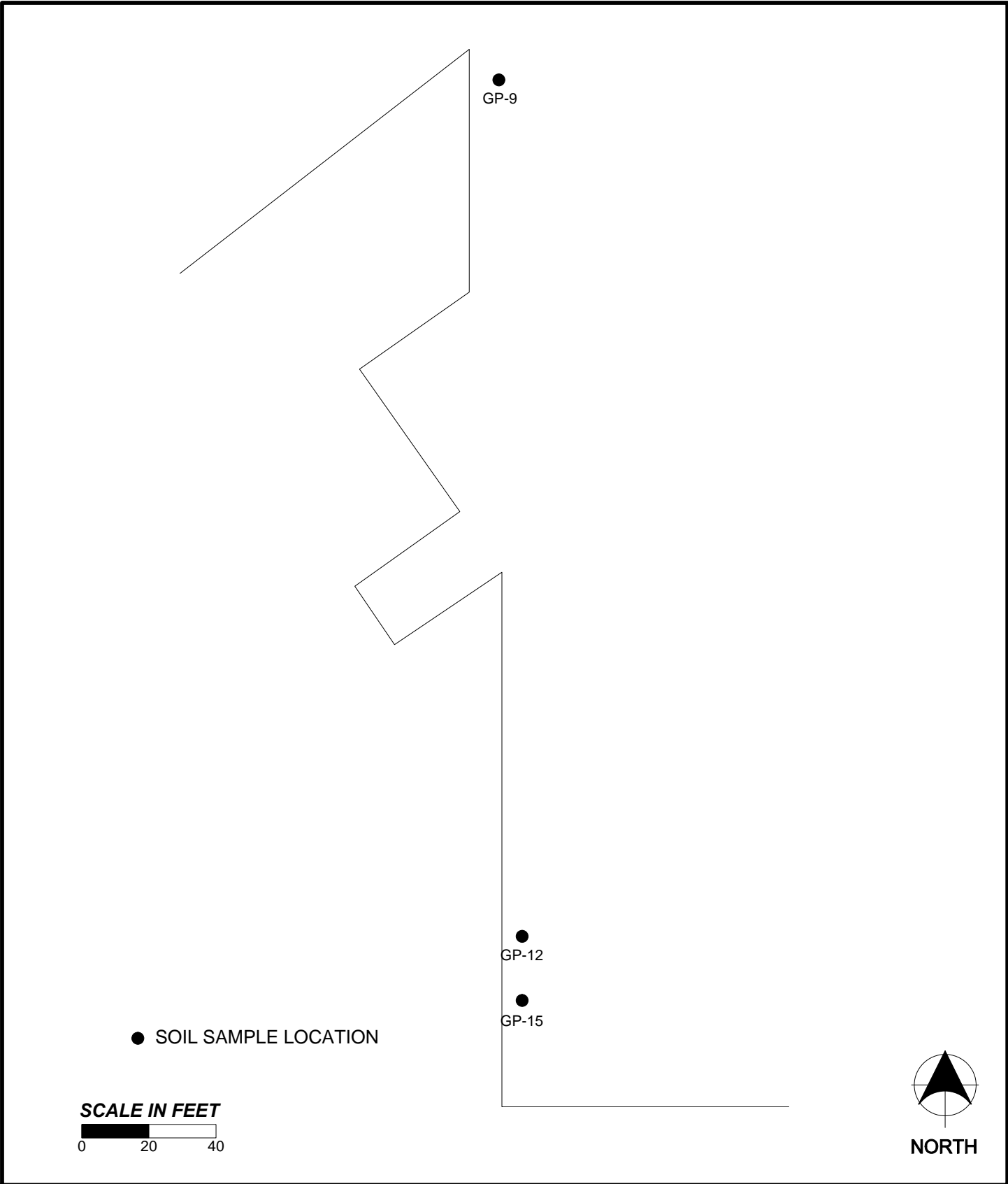


TABLE C-1  
 PRE- AND POST-INJECTION SOIL ANALYSES  
 MADISON-KIPP CORPORATION  
 MADISON, WISCONSIN

PARAMETER	NORTH INJECTION AREAS						
	PRE- INJECTION	AFTER FIRST INJECTION	AFTER SECOND INJECTION	PRE- INJECTION	POST- INJECTION	PRE- INJECTION	POST- INJECTION
	GP-9			GP-12		GP-15	
	Tetrachlorethene	6440	753	329	3.1	0.534	5.54
Trichlorethene	126	<6	4.93	0.49	0.11	<0.027	0.28

PARAMETER	EAST INJECTION AREA					
	PRE- INJECTION	POST- INJECTION	PRE- INJECTION	POST- INJECTION	PRE- INJECTION	POST- INJECTION
	BE-2		BE-7		BE-13	
Tetrachlorethene	487	0.22	708	3.2	782	1.3

All results in mg/kg.



*RJN Environmental Services, LLC*  
**Surface Water Studies**  
**Groundwater Studies**  
**Site Investigations**

4631 COUNTY ROAD A OREGON, WISCONSIN 53575 (608) 576-3001

MADISON-KIPP CORPORATION  
MADISON, WISCONSIN  
SOIL SAMPLE LOCATIONS  
NORTH TREATMENT AREAS

**FIGURE**  
**C-1**

**DRAWN BY**

**PROJ. No.**

**DATE**

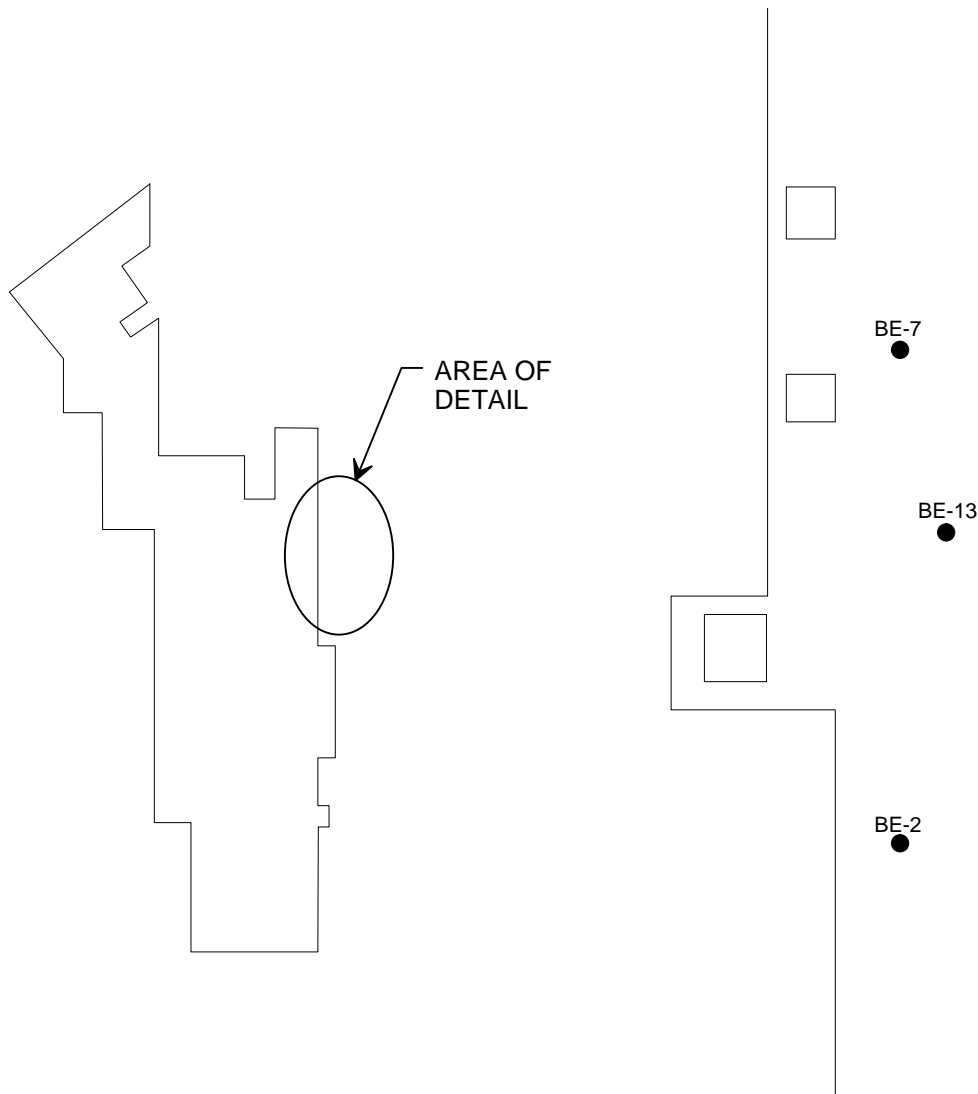
**FILE NAME**

RN


09-101

28 SEP 13

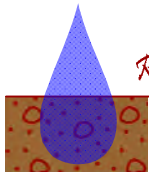
NORTH SOIL



● SOIL SAMPLE LOCATION



NORTH



*RJN Environmental Services, LLC*

Surface Water Studies  
Groundwater Studies  
Site Investigations

4631 COUNTY ROAD A OREGON, WISCONSIN 53575 (608) 576-3001

MADISON-KIPP CORPORATION  
MADISON, WISCONSIN  
SOIL SAMPLE LOCATIONS  
EAST LOADING DOCK AREA

FIGURE  
C-2

**DRAWN BY**

**PROJ. No.**

**DATE**

**FILE NAME**

RN

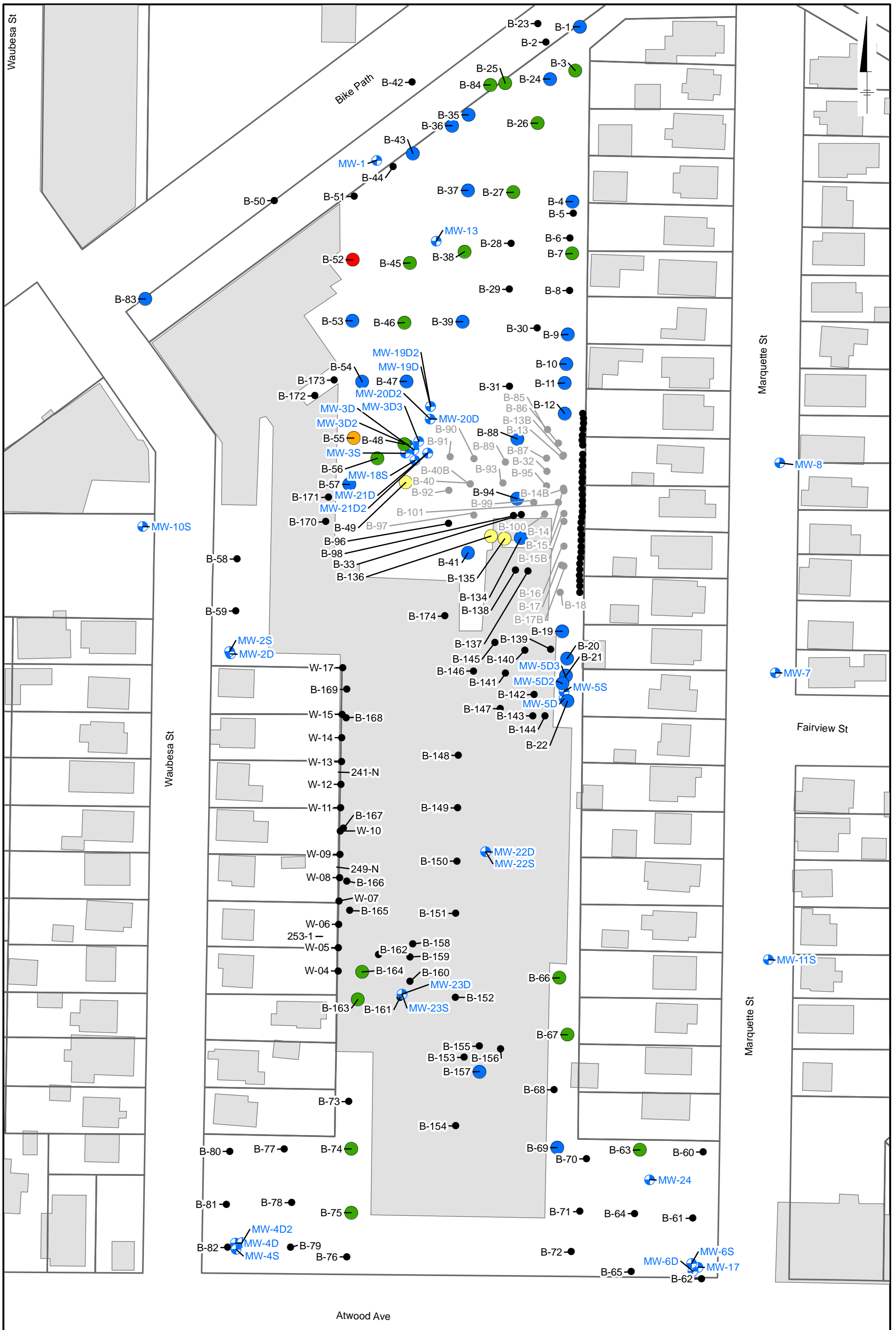
09-101

28 SEP 13

EAST SOIL

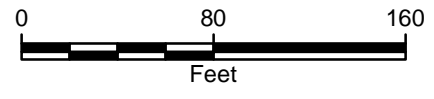
**Attachment D**

**Debris Map**



CITY: MKE DIV/GROUP: IM\_DB: GM\_LD: CK MADISON-KIPP  
 G:\GIS\Projects\MadisonKipp\2013\WDR\Updates\FigD1\_SBand\MWLocations\_v3.mxd

- LEGEND**
- SOIL REMOVED DURING DECEMBER 2012 EXCAVATION
  - ⊕ MONITORING WELL
  - SOIL BORING
  - ▭ PARCELS
  - ▭ BUILDING FOOTPRINTS



NOTE:  
 DEBRIS INCLUDES DENSE AND VESICULAR SLAG, GLASS FRAGMENTS, CRUSHED BRICK, ALUMINUM AND STEEL PIECES, WIRE, AND RUBBER. THE DEBRIS RANGED IN COLOR FROM A DARK BROWN (7.5YR 3/4) TO BLACK (10YR 2/1).

- 2.1' - 3.0' THICK
- 1.6' - 2.0' THICK
- 1.1' - 1.5' THICK
- 0.6' - 1.0' THICK
- 0.1' - 0.5' THICK

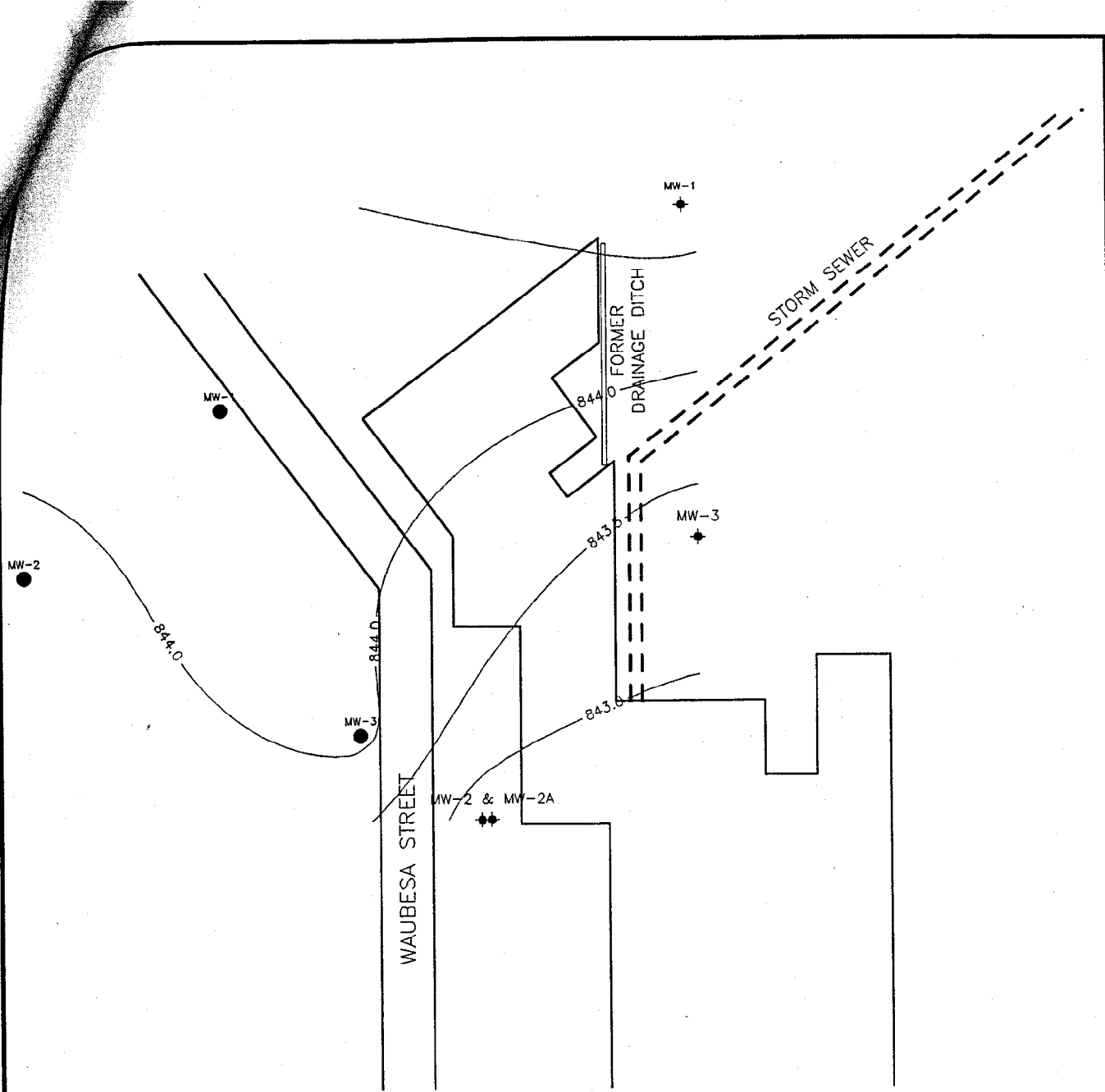
MADISON-KIPP CORPORATION  
 201 WAUBESA STREET  
 MADISON, WISCONSIN  
 SITE INVESTIGATION REPORT ADDENDUM 2

**ON-SITE DEBRIS DISTRIBUTION MAP**



FIGURE  
**D-1**

**Attachment E**  
**Historical Water Table Maps**



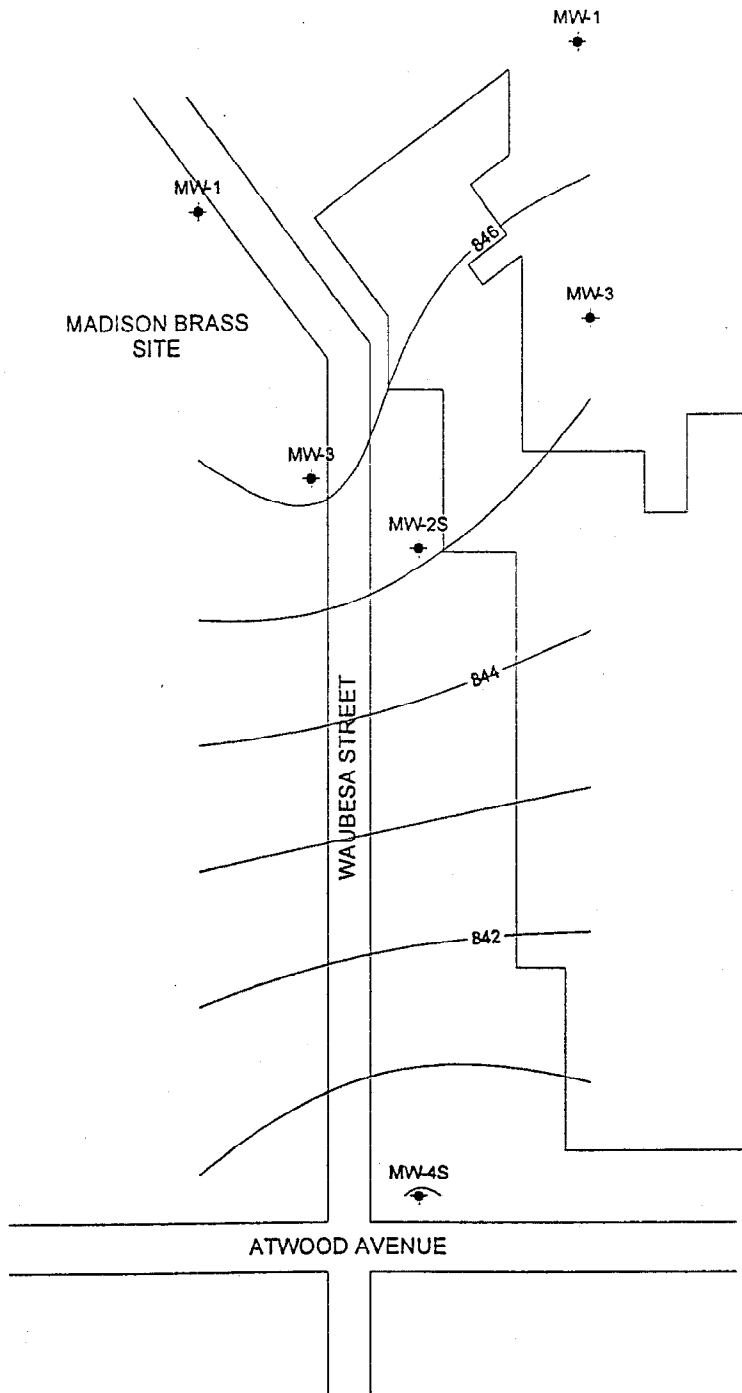
**LEGEND:**

- MADISON BRASS MONITOR WELL
- ◆ MADISON-KIPP MONITOR WELL
- 844.0- WATER TABLE ELEVATION IN FEET, MSL



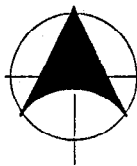

SCALE: 1" = 100'

MADISON-KIPP CORPORATION MADISON, WISCONSIN	
FIGURE 8 WATER TABLE MAP	
GENERATED BY: RJN	DAMES & MOORE
DATE: MARCH 1996	PROJ. No. 20011-005



— B42 — GROUNDWATER ELEVATION IN FEET ABOVE MEAN SEA LEVEL

SCALE IN FEET



NORTH

MADISON-KIPP CORPORATION  
MADISON, WISCONSIN

FIGURE 4  
WATER TABLE: AUGUST 1996

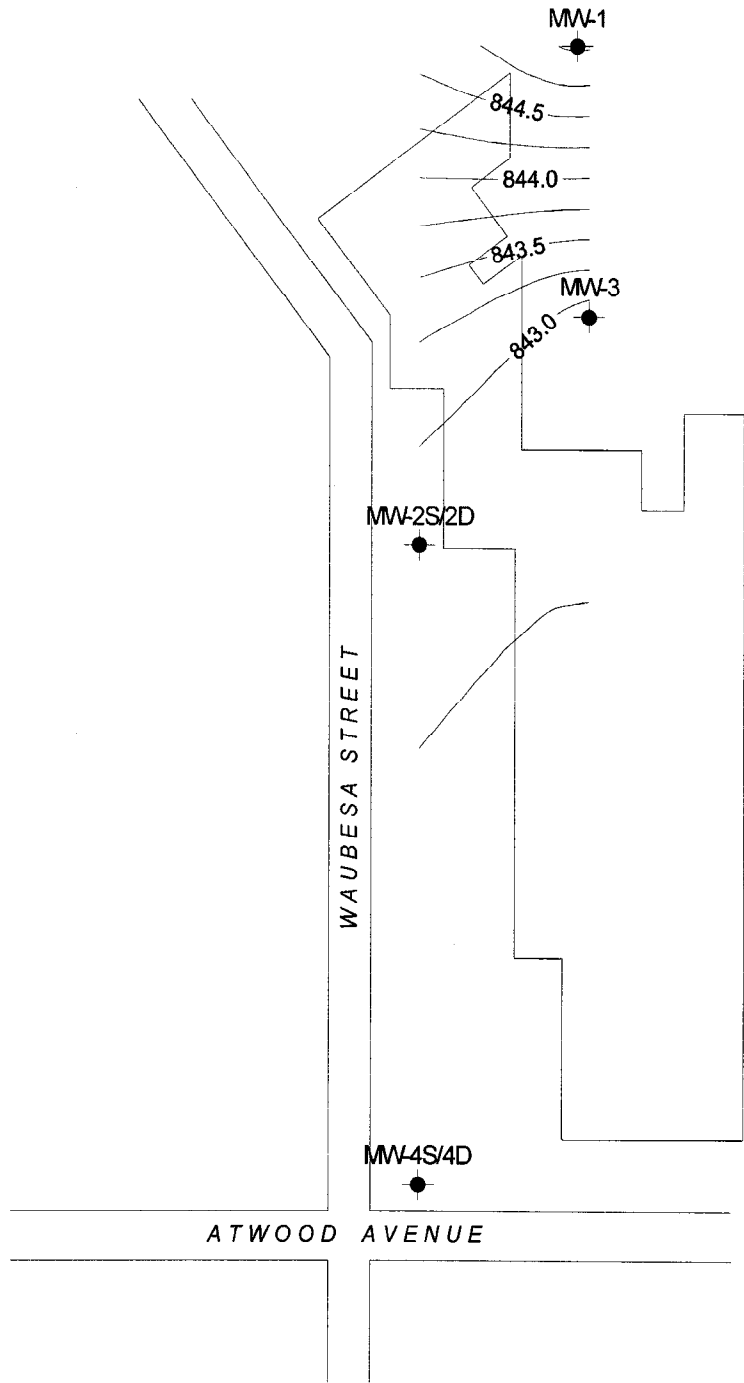




DAMES & MOORE


DATE: SEPTEMBER 1996


PROJECT No.: 20011-006

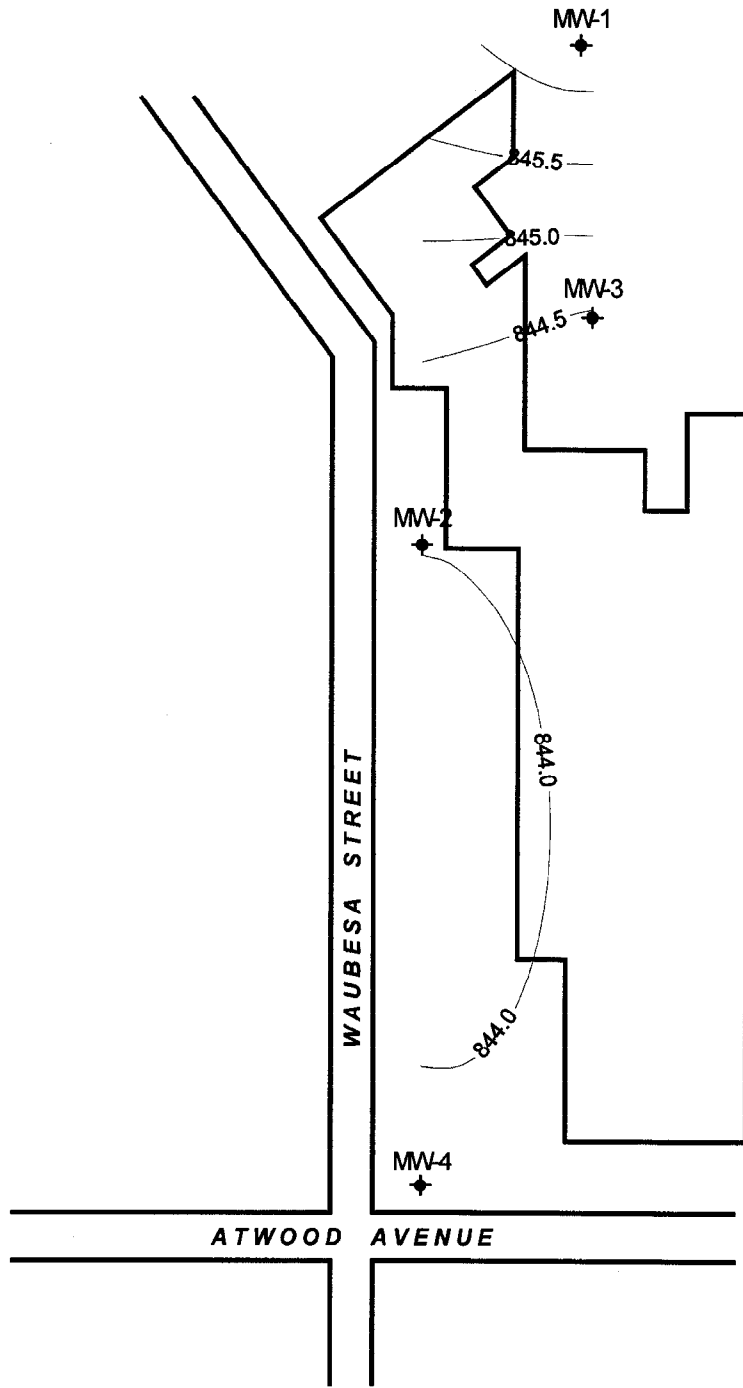




 MONITOR WELL  
 844.50 — GROUNDWATER ELEVATION (FEET, MSL)

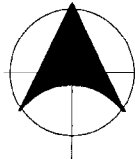
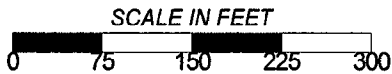


MADISON-KIPP CORPORATION MADISON, WISCONSIN	
FIGURE 5 WATER TABLE - MAY 1999	
 DAMES & MOORE	DATE: MAY 1999 PROJ. No.: 20011-008



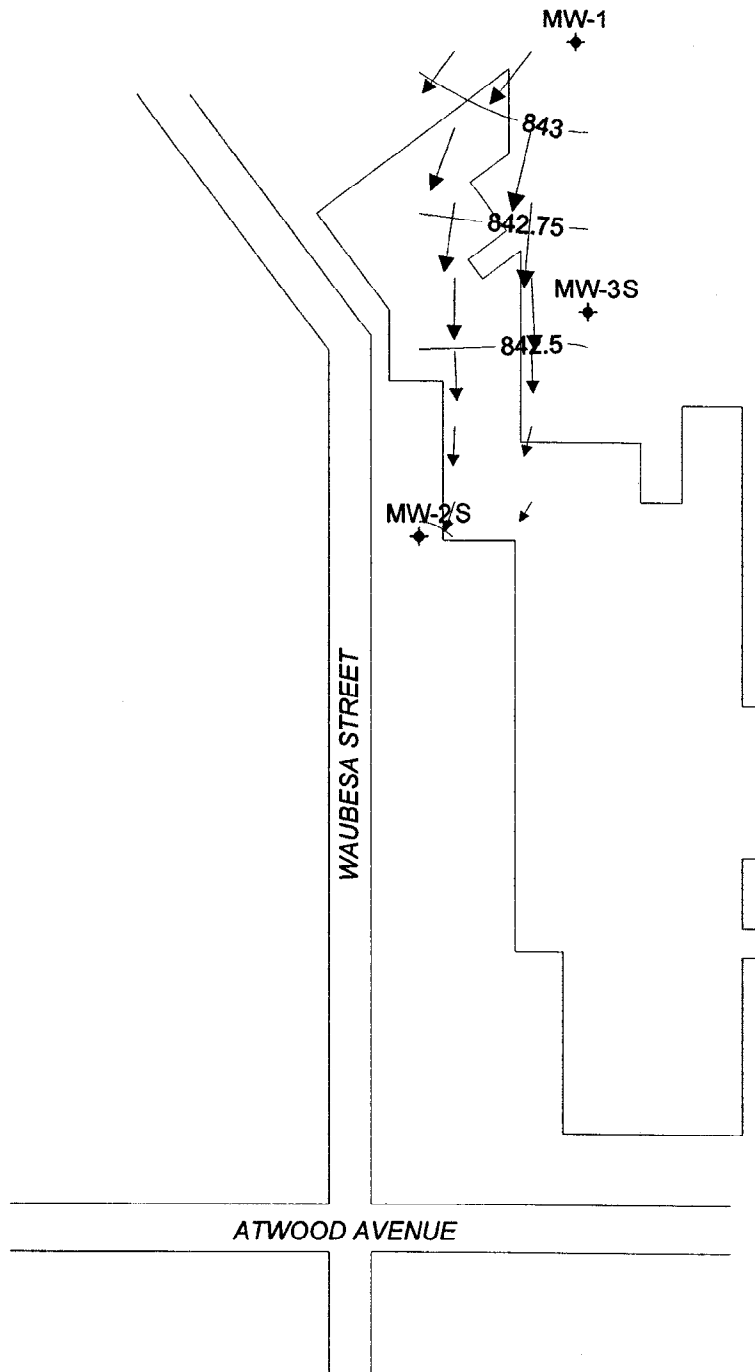
◆ MONITOR WELL

—844.5— WATER TABLE ELEVATION (FEET, MSL)



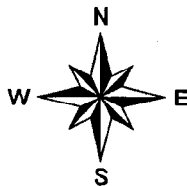

NORTH

MADISON-KIPP CORPORATION MADISON, WISCONSIN	
FIGURE 2 WATER TABLE MAP - AUGUST 5, 1999	
DCM GROUP DAMES & MOORE	DATE: SEPTEMBER 1999
PROJ. No.: 20011-008	



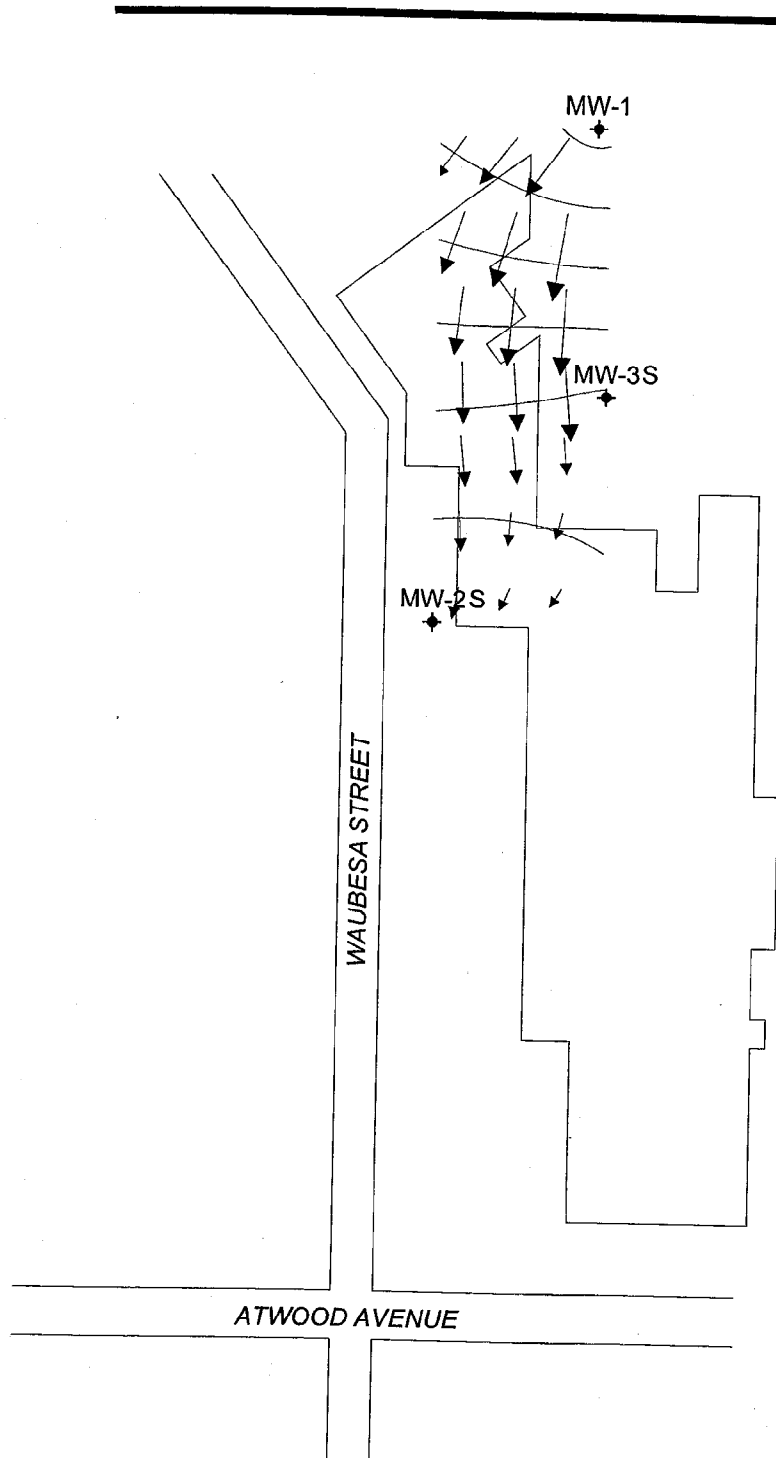
**LEGEND:**

- \* OBSERVATION WELL
- 841 — GROUNDWATER ELEVATION (FT., MSL)
- ← GROUNDWATER FLOW (LENGTH OF ARROW IS INDICATION OF RELATIVE VELOCITY)



MADISON-KIPP CORPORATION MADISON, WISCONSIN	
FIGURE 4 SHALLOW GROUNDWATER LEVELS JULY 2001	
<b>URS</b>	DATE: OCTOBER 2001
	PROJ. No.: 20011-008

shallow wtr

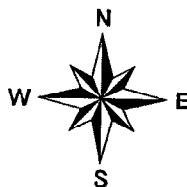



**LEGEND:**

\* OBSERVATION WELL

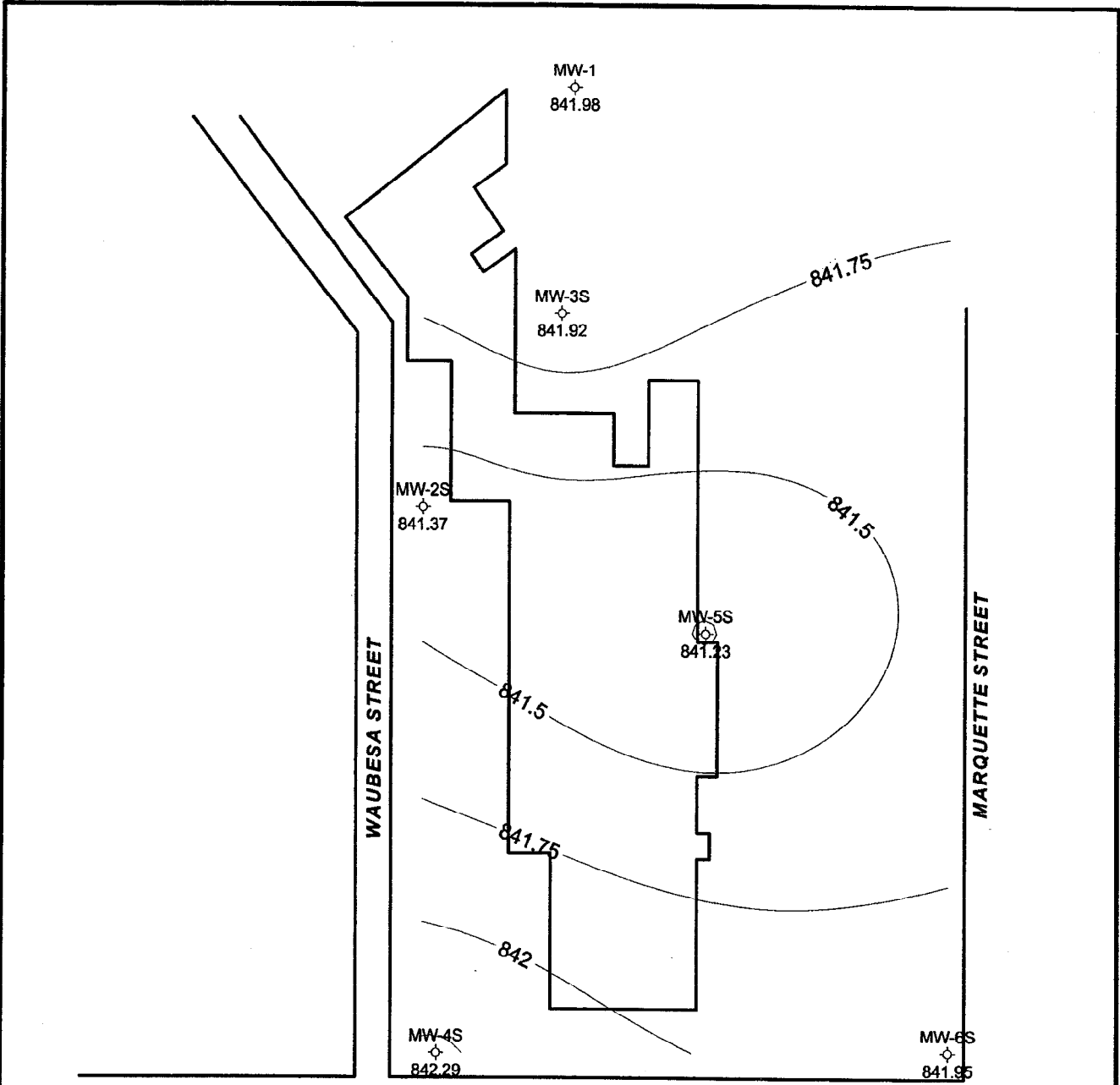
— 841 — GROUNDWATER ELEVATION (FT., MSL)

← GROUNDWATER FLOW (LENGTH OF ARROW IS INDICATION OF RELATIVE VELOCITY)



MADISON-KIPP CORPORATION MADISON, WISCONSIN	
FIGURE 7 SHALLOW GROUNDWATER LEVELS MAY 2002	
<b>URS</b>	DATE: OCTOBER 2001
	PROJ. No.: 20011-008

shallow wtr



WAUBESA STREET

MARQUETTE STREET

ATWOOD AVENUE


◇ MONITOR WELL (WITH GROUNDWATER ELEVATION IN FEET, MSL)

— 845 — GROUNDWATER ELEVATION (FEET, MSL)

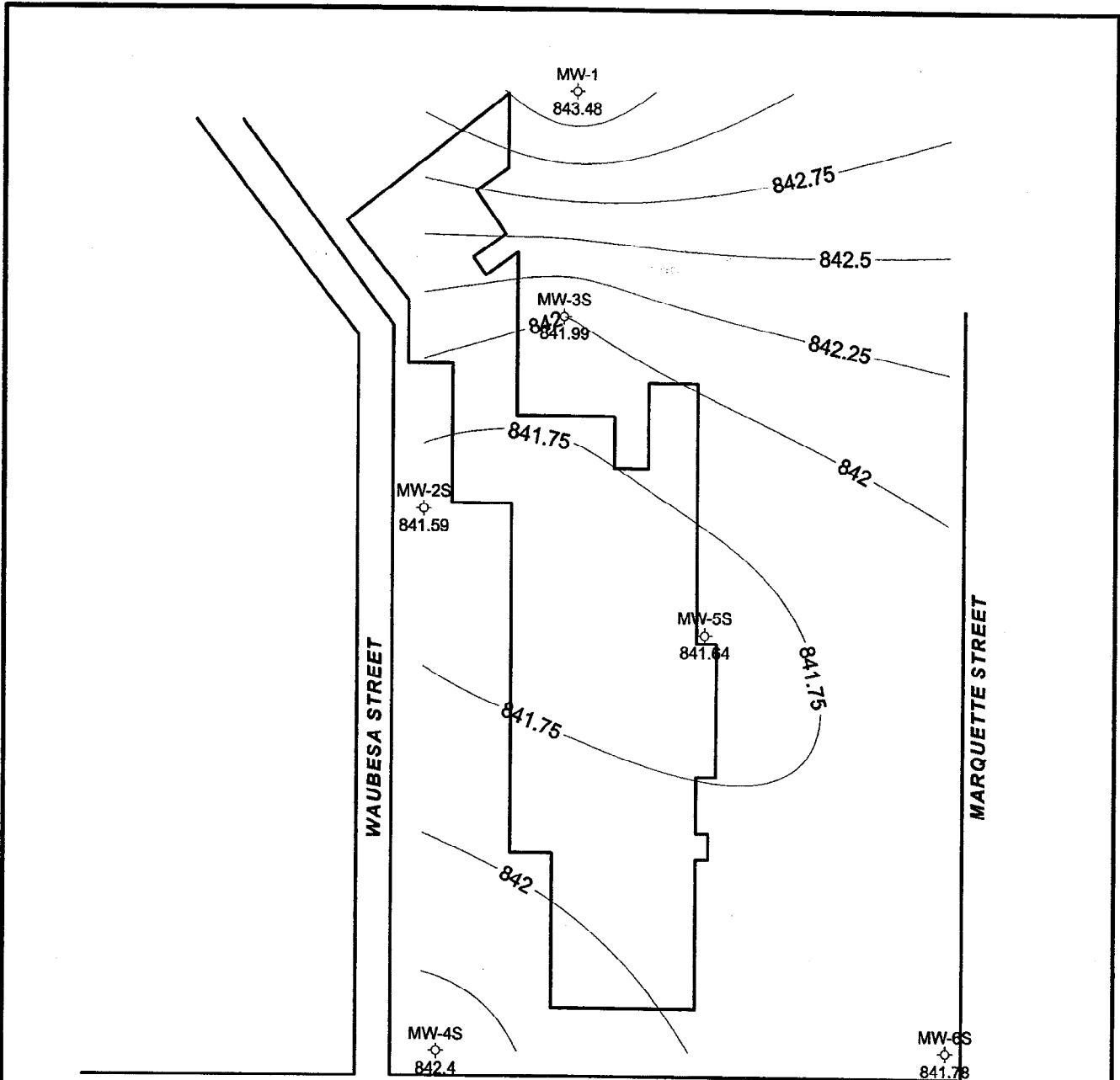


NORTH

SCALE IN FEET



<p><b>RSV</b> ENGINEERING, INC.</p> <p>Engineers • Land Surveyors • Environmental Scientists 112 S. MAIN STREET JEFFERSON, WISCONSIN 53649 (920)874-3411</p>	<p>MADISON-KIPP CORPORATION MADISON, WISCONSIN WATER TABLE FEBRUARY 2003</p>			<p>FIGURE <b>3</b></p>
	<p>DRAWN BY: RN</p>	<p>CHECKED BY: RW</p>	<p>DATE DRAWN: 30 MAR 04</p>	<p>FILE NAME: WTR TBL 0203</p>



WAUBESA STREET

MARQUETTE STREET

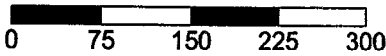
ATWOOD AVENUE

◇ MONITOR WELL (WITH GROUNDWATER ELEVATION IN FEET, MSL)

— 845 — GROUNDWATER ELEVATION (FEET, MSL)



NORTH

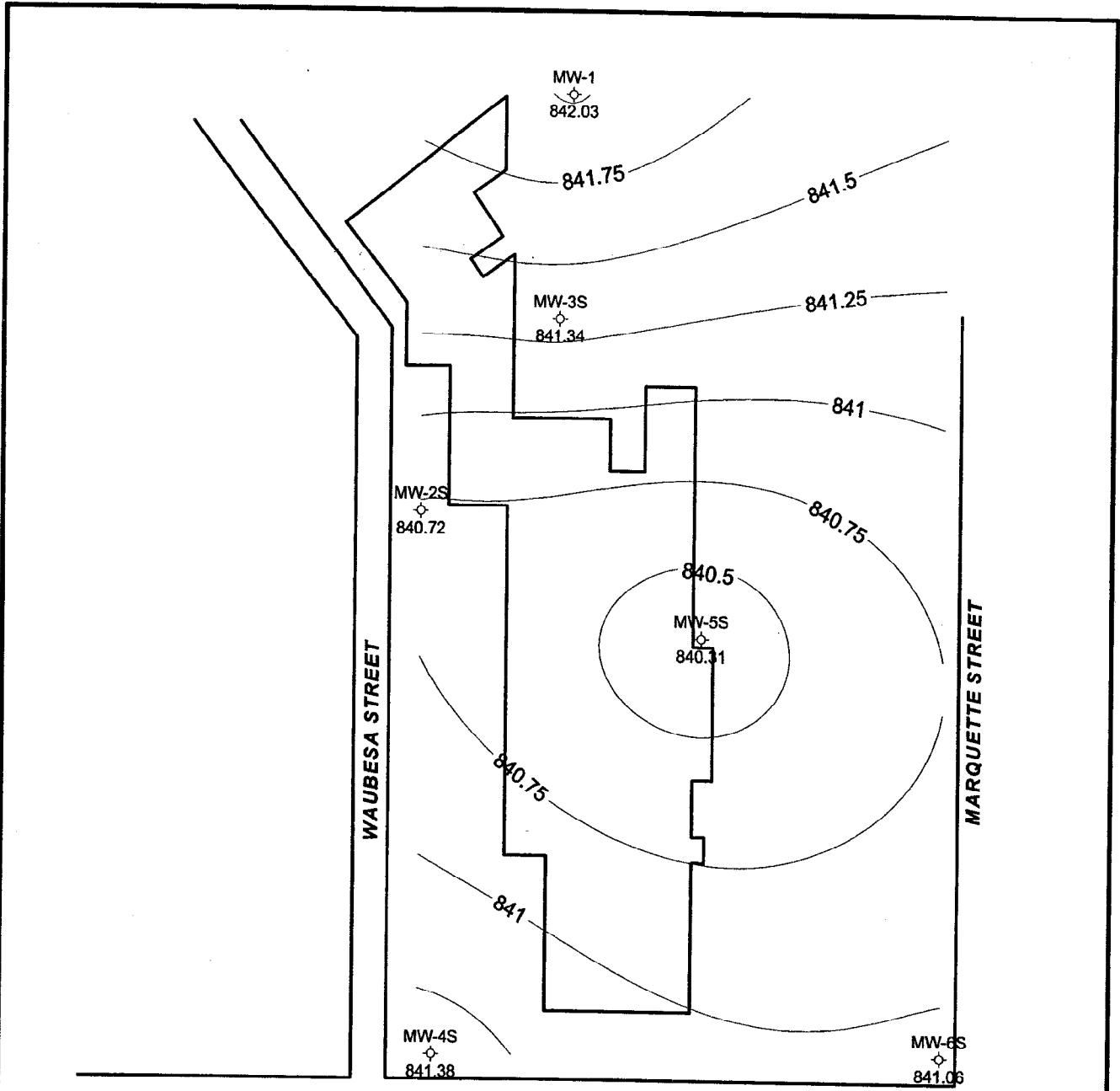


**RSV**  
ENGINEERING, INC.  
Engineers • Land Surveyors • Environmental Scientists  
112 S. MAIN STREET JEFFERSON, WISCONSIN 53549 (920)674-3411

MADISON-KIPP CORPORATION  
MADISON, WISCONSIN  
WATER TABLE  
JUNE 2003

FIGURE  
**4**

DRAWN BY:	CHECKED BY:	DATE DRAWN:	FILE NAME:
RN	RW	30 MAR 04	WTR TBL 0603



WAUBESA STREET

MARQUETTE STREET


ATWOOD AVENUE

◆ MONITOR WELL (WITH  
GROUNDWATER  
ELEVATION IN FEET, MSL)

- 845 - GROUNDWATER ELEVATION  
(FEET, MSL)



NORTH

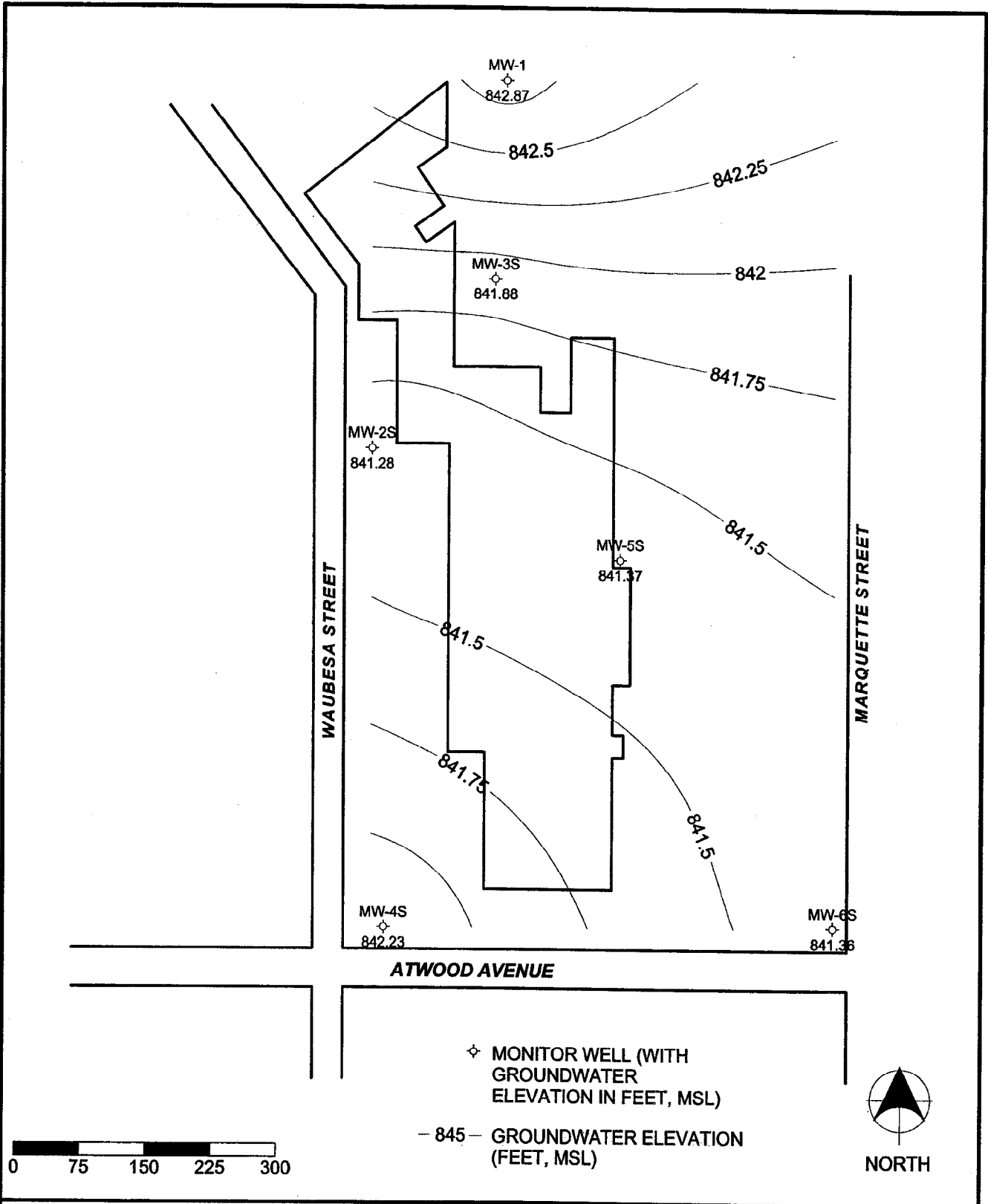


**RSV**  
ENGINEERING, INC.  
Engineers • Land Surveyors • Environmental Scientists  
112 S. MAIN STREET JEFFERSON, WISCONSIN 53549 (920)674-3411

MADISON-KIPP CORPORATION  
MADISON, WISCONSIN  
WATER TABLE  
AUGUST 2003

FIGURE  
**5**

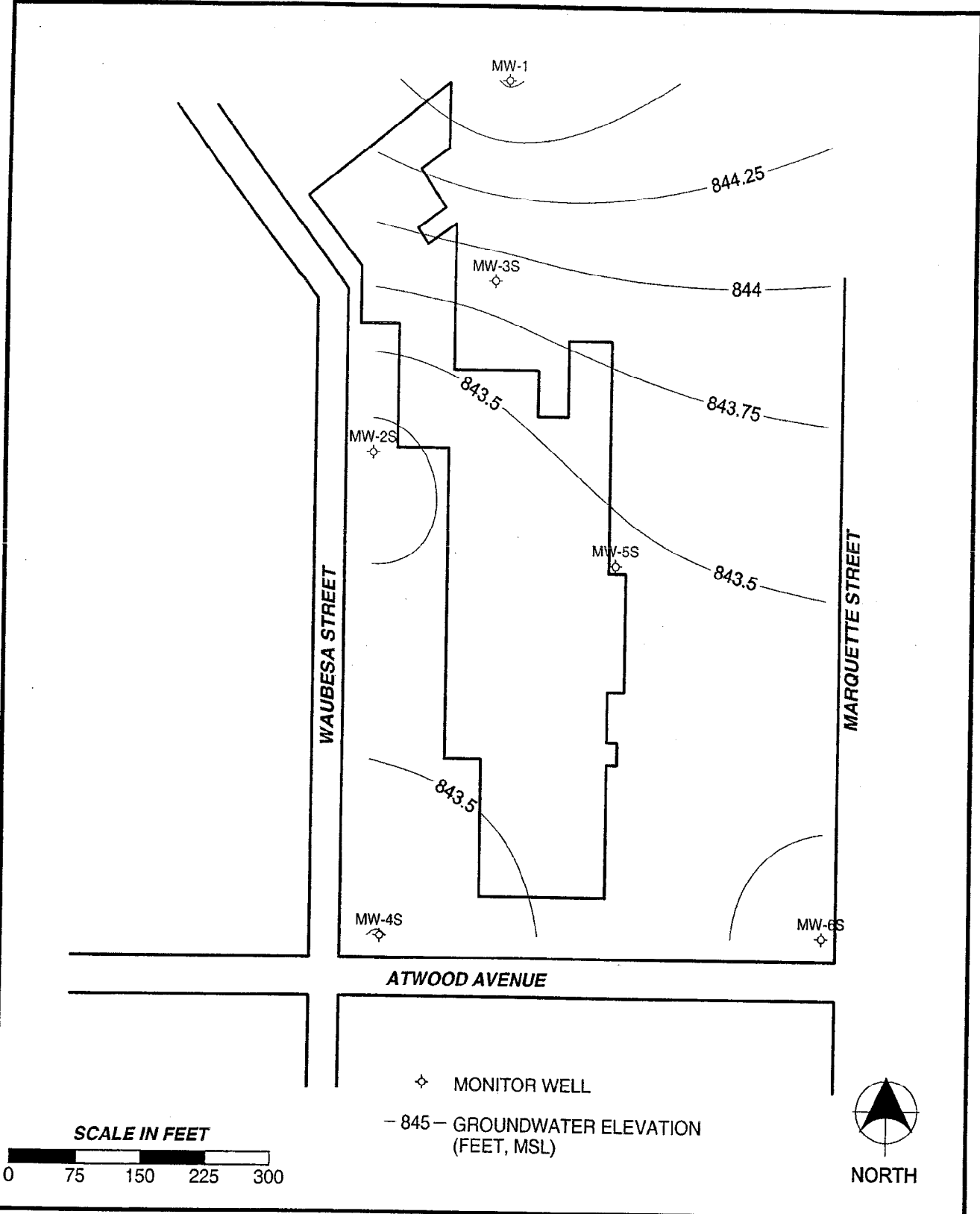
DRAWN BY:	CHECKED BY:	DATE DRAWN:	FILE NAME:
RN	RW	30 MAR 04	WTR TBL 0803



  
**RSV**  
**ENGINEERING, INC.**  
 Engineers • Land Surveyors • Environmental Scientists  
 112 S. MAIN STREET JEFFERSON, WISCONSIN 53549 (920)674-3411

MADISON-KIPP CORPORATION MADISON, WISCONSIN WATER TABLE NOVEMBER 2003			<b>FIGURE</b>  <b>6</b>
DRAWN BY:	CHECKED BY:	DATE DRAWN:	
RN	RW	30 MAR 04	FILE NAME:
			WTR TBL 1103





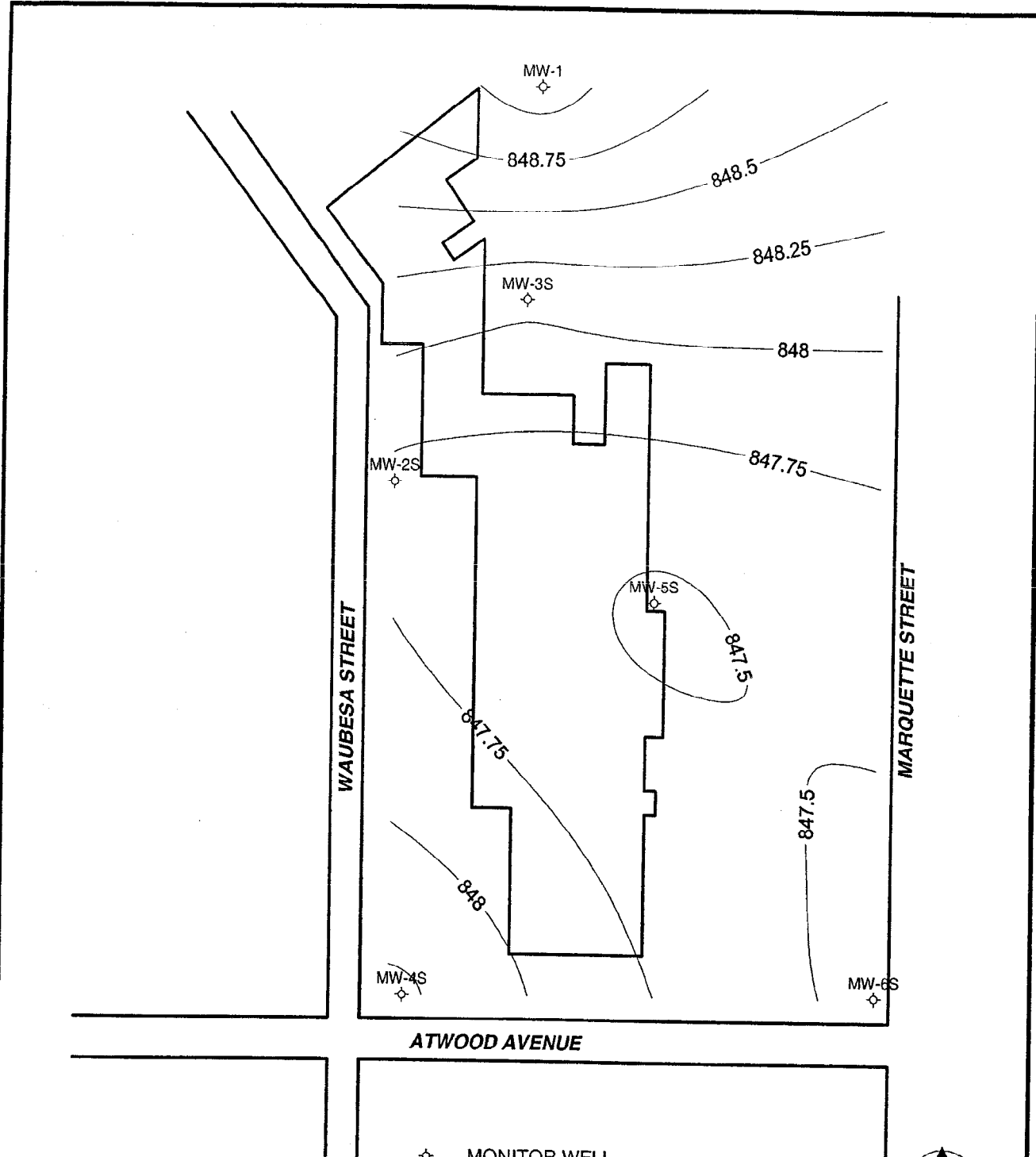
**RSV**  
ENGINEERING, INC.

Engineers • Land Surveyors • Environmental Scientists  
112 S. MAIN STREET JEFFERSON, WISCONSIN 53549 (920)674-3411

MADISON-KIPP CORP.  
MADISON, WISCONSIN  
WATER TABLE  
MAY 2004

FIGURE  
8

DRAWN BY	PROJ. No.	DATE	FILE NAME
RN	04-510	01 JAN 05	WTR TBL 1ST QTR




◇ MONITOR WELL

- 845 - GROUNDWATER ELEVATION (FEET, MSL)



NORTH

SCALE IN FEET



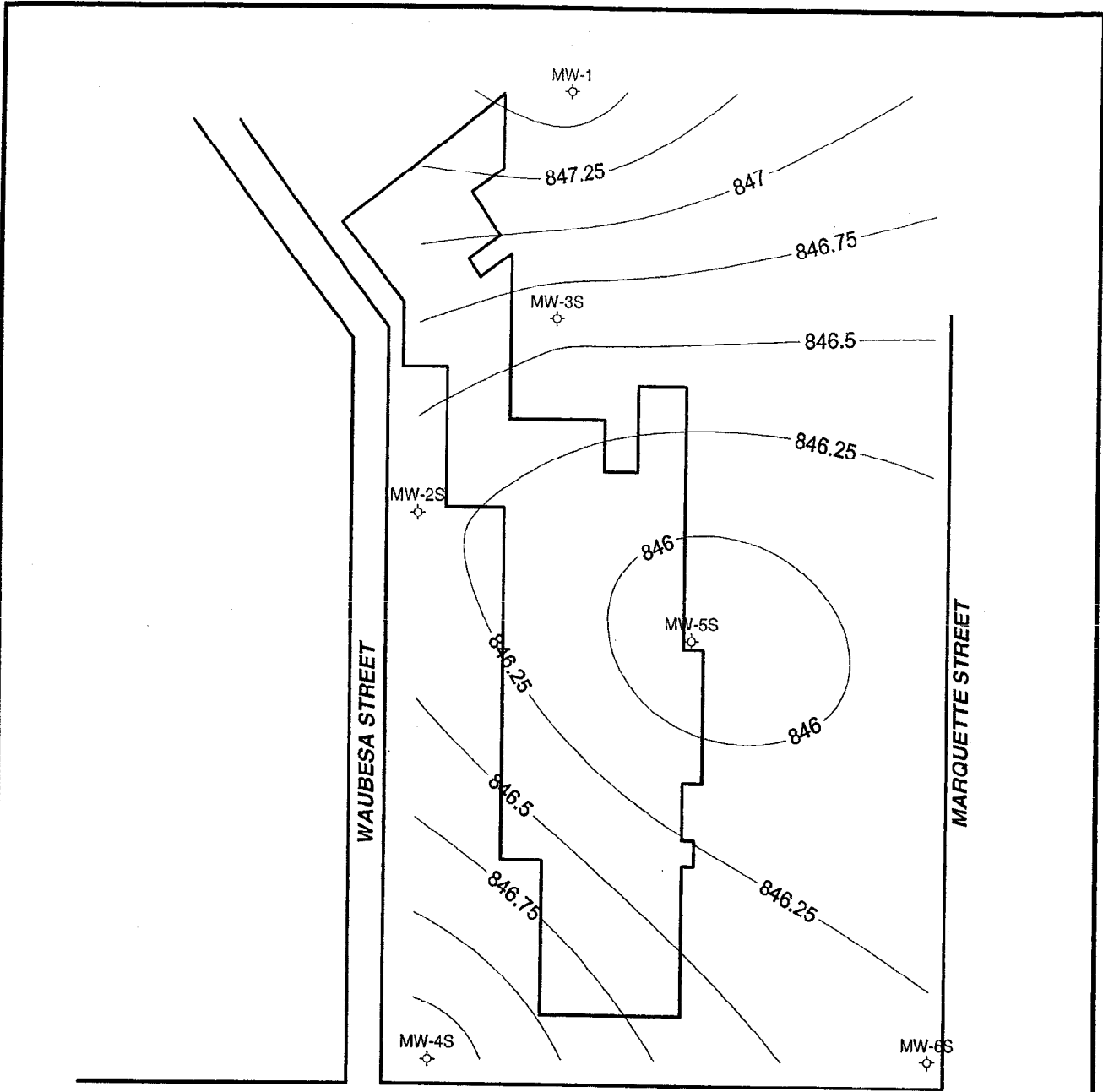
**RSV**  
ENGINEERING, INC.

Engineers • Land Surveyors • Environmental Scientists  
112 S. MAIN STREET JEFFERSON, WISCONSIN 53549 (920)674-3411

MADISON-KIPP CORP.  
MADISON, WISCONSIN  
WATER TABLE  
JULY 2004

FIGURE  
**9**

DRAWN BY	PROJ. No.	DATE	FILE NAME
RN	04-510	01 JAN 05	WTR TBL 2ND QTR



WAUBESA STREET


MARQUETTE STREET

ATWOOD AVENUE

◆ MONITOR WELL  
 - 845 - GROUNDWATER ELEVATION  
 (FEET, MSL)



SCALE IN FEET



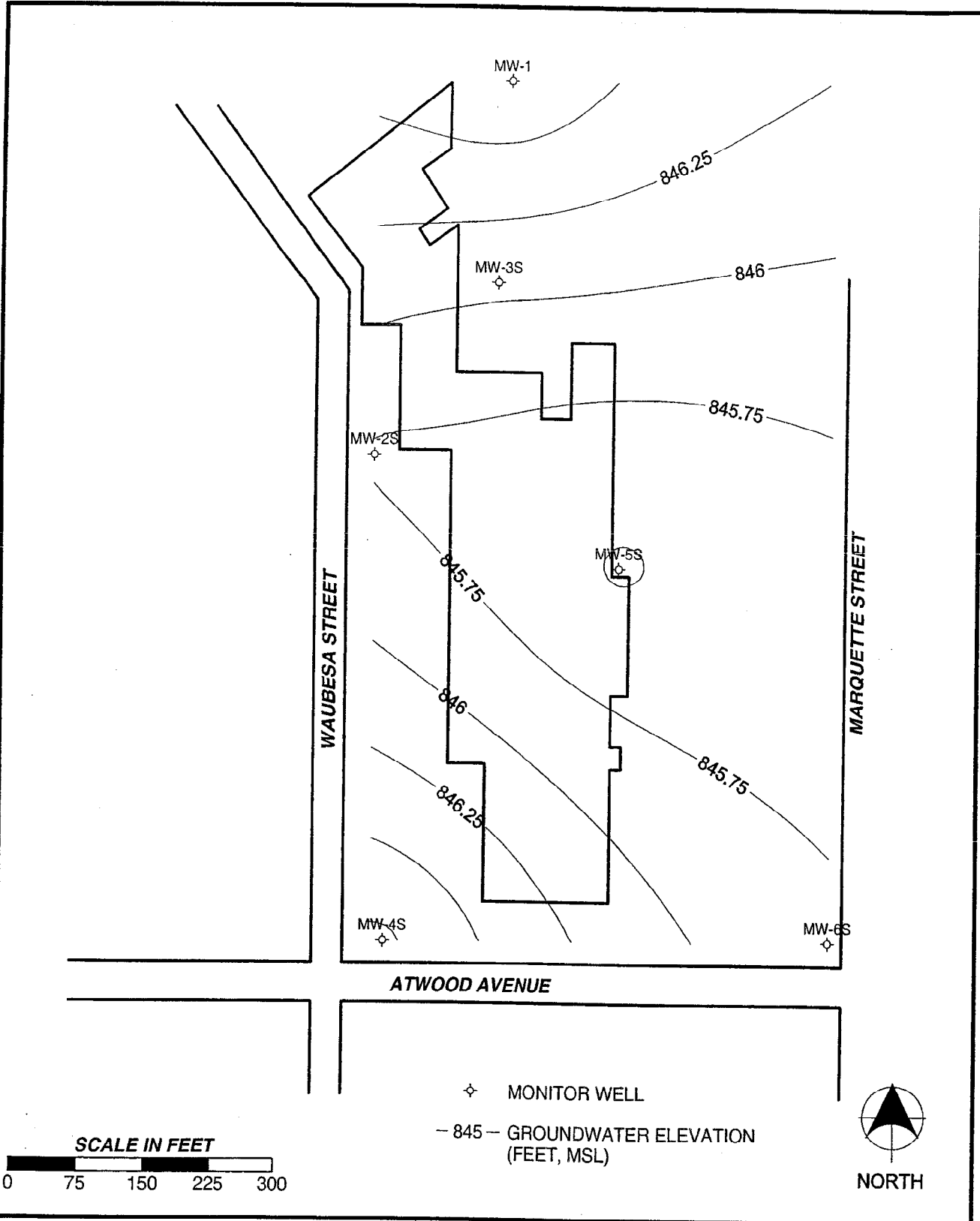
**RSV**  
ENGINEERING, INC.

Engineers • Land Surveyors • Environmental Scientists  
112 S. MAIN STREET JEFFERSON, WISCONSIN 53549 (920)674-3411

MADISON-KIPP CORP.  
MADISON, WISCONSIN  
WATER TABLE  
OCTOBER 2004

FIGURE  
**10**

DRAWN BY	PROJ. No.	DATE	FILE NAME
RN	04-510	01 JAN 05	WTR TBL 3RD QTR



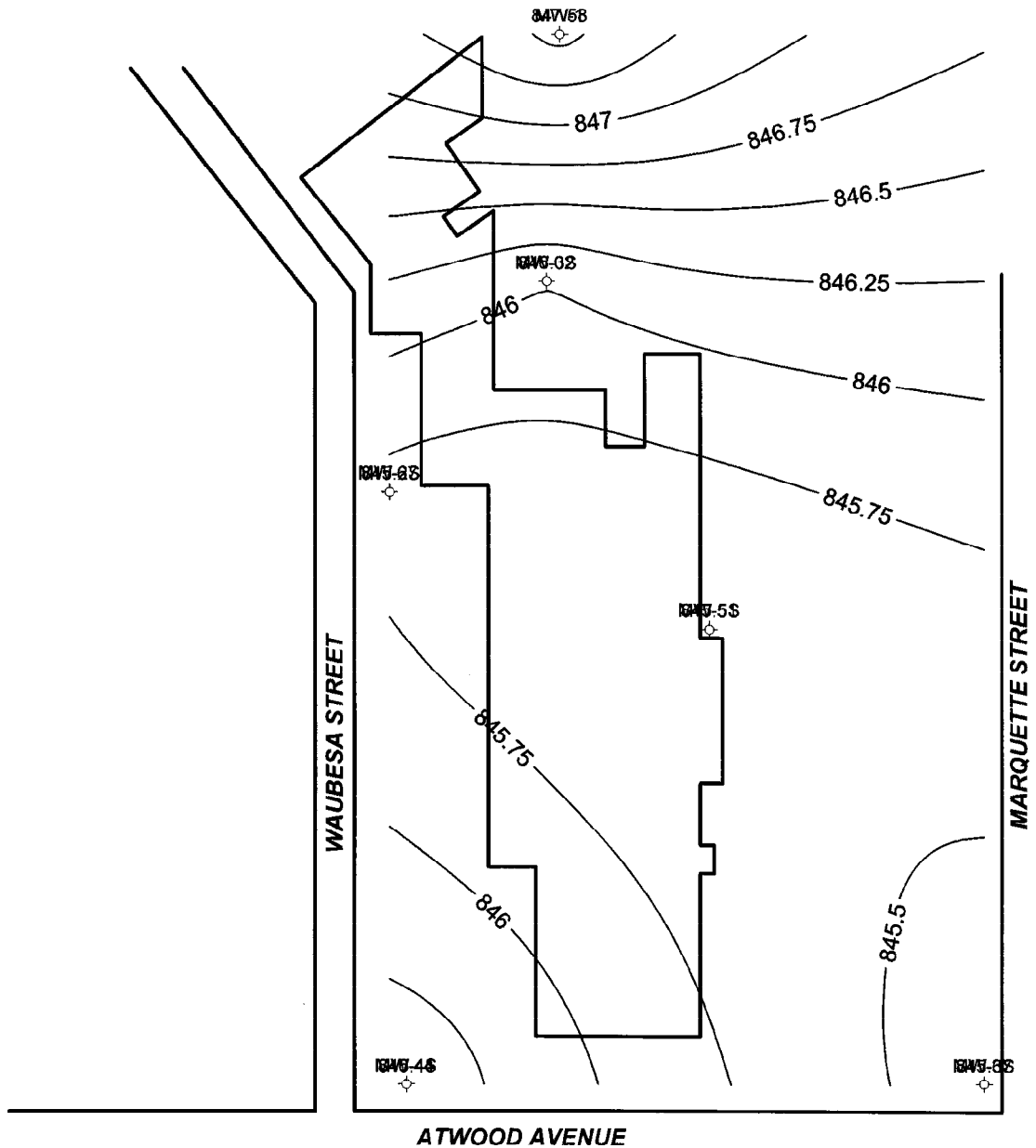
**RSV**  
ENGINEERING, INC.

Engineers • Land Surveyors • Environmental Scientists  
112 S. MAIN STREET JEFFERSON, WISCONSIN 53549 (920)674-3411

MADISON-KIPP CORP.  
MADISON, WISCONSIN  
WATER TABLE  
JANUARY 2005

FIGURE  
**11**

DRAWN BY	PROJ. No.	DATE	FILE NAME
RN	04-510	01 JAN 05	WTR TBL 4TH QTR




ATWOOD AVENUE

844.21 MONITOR WELL WITH GROUNDWATER ELEVATION (FT, MSL)  
 845 — GROUNDWATER ELEVATION (FEET, MSL)



NORTH

SCALE IN FEET



**RSV**  
 ENGINEERING, INC.

Engineers • Land Surveyors • Environmental Scientists  
 146 E. MILWAUKEE STREET JEFFERSON, WISCONSIN 53549 (920) 674-3411

MADISON-KIPP CORP.  
 MADISON, WISCONSIN  
 WATER TABLE  
 MARCH 2005

FIGURE

8

DRAWN BY

RN

PROJ. No.

04-510

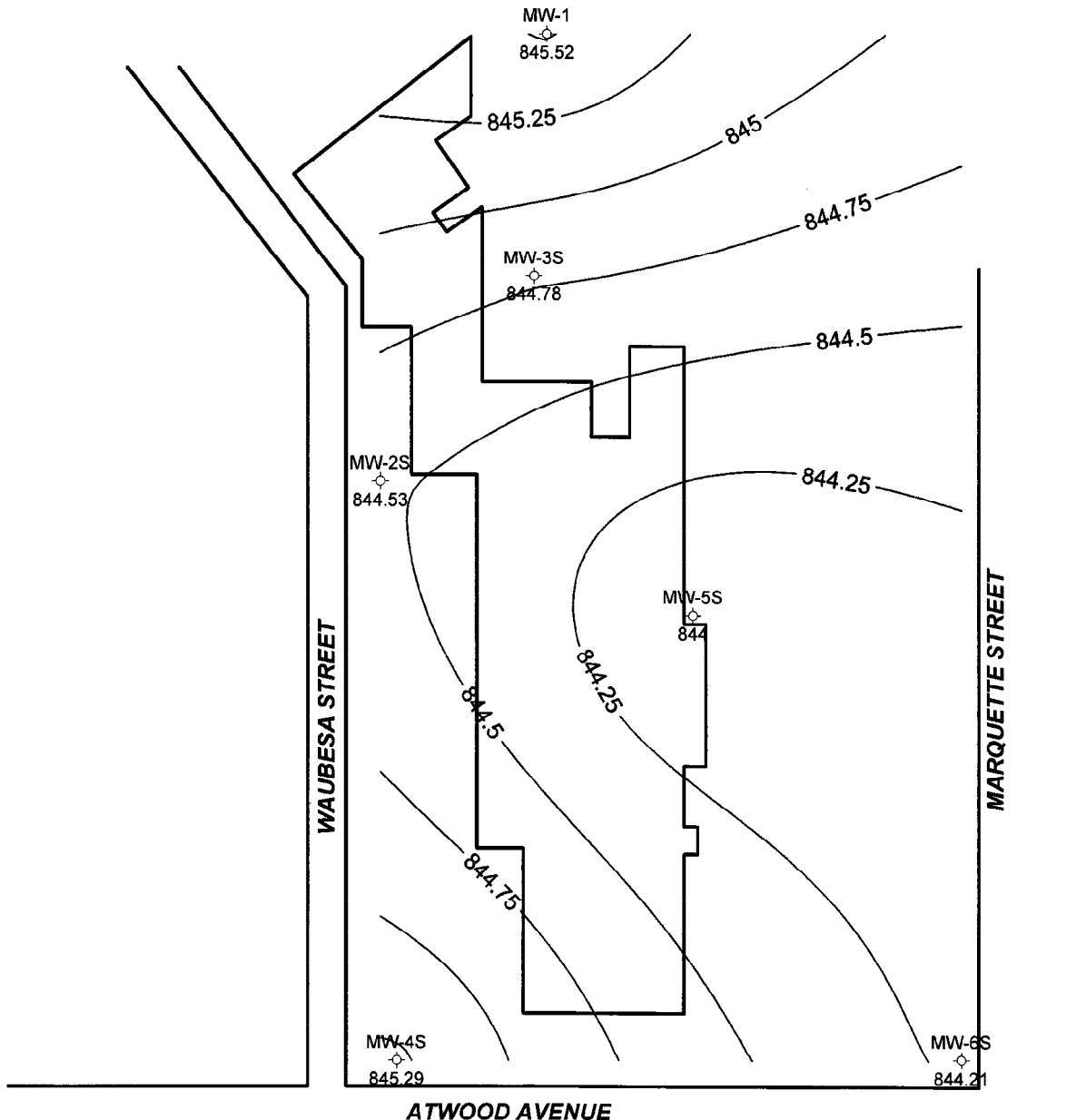
DATE

17 JAN 06


FILE NAME

WTR TBL 0305

MKDNR003833




ATWOOD AVENUE

 MONITOR WELL WITH  
 GROUNDWATER ELEVATION (FT, MSL)  
 - 845 - GROUNDWATER ELEVATION  
 (FEET, MSL)



NORTH

SCALE IN FEET



 **RSV**  
 ENGINEERING, INC.

Engineers • Land Surveyors • Environmental Scientists  
 146 E. MILWAUKEE STREET JEFFERSON, WISCONSIN 53549 (920) 674-3411

MADISON-KIPP CORP.  
 MADISON, WISCONSIN  
 WATER TABLE  
 JULY 2005

**FIGURE**  
**9**

**DRAWN BY**

**PROJ. No.**

**DATE**

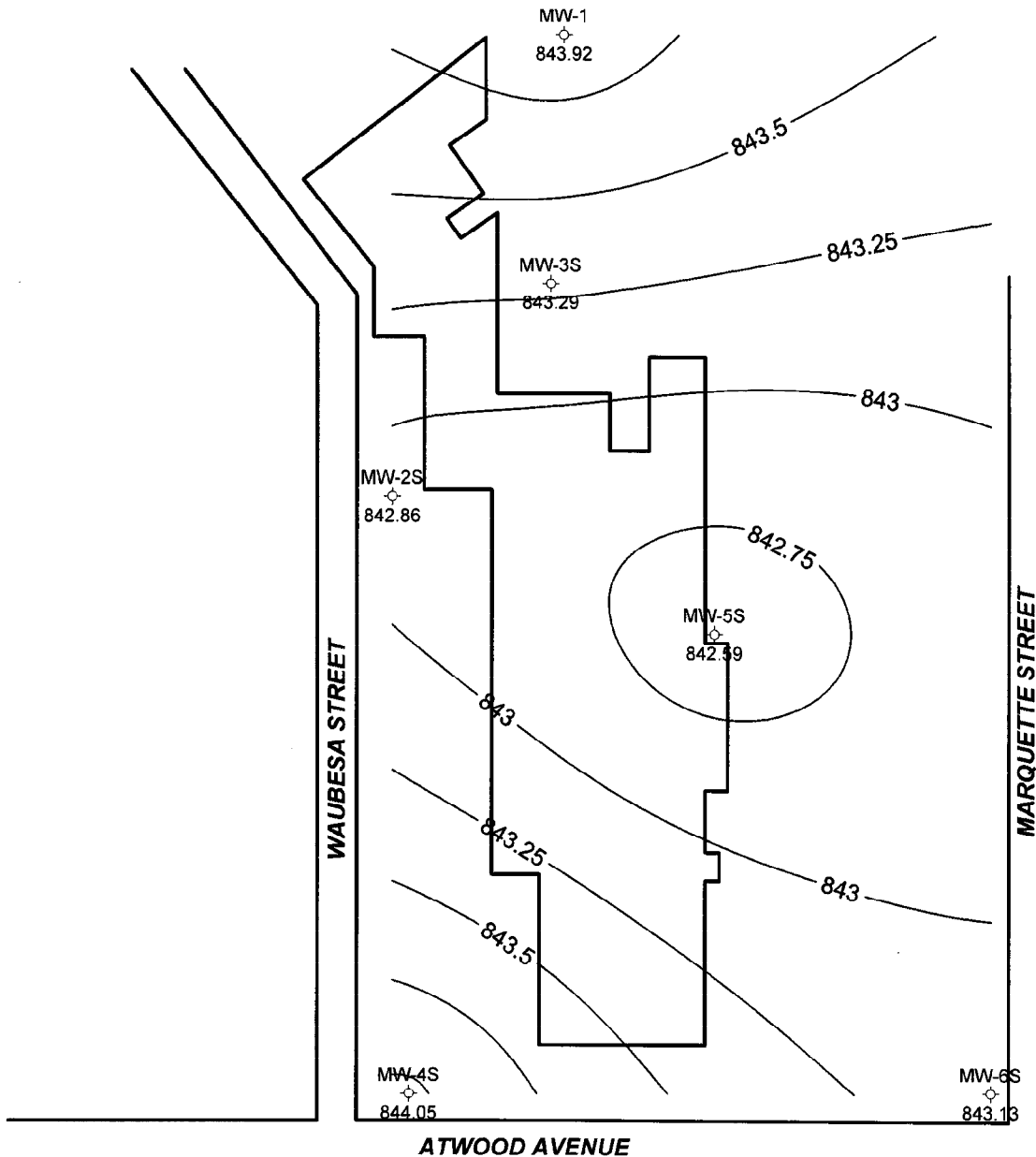
**FILE NAME**

RN

04-510

17 JAN 06

WTR TBL 0705

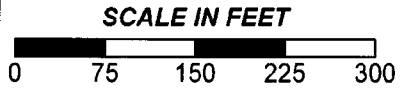


ATWOOD AVENUE

WAUBESA STREET

MARQUETTE STREET

◆ 844.21 MONITOR WELL WITH GROUNDWATER ELEVATION (FT, MSL)  
 — 845 — GROUNDWATER ELEVATION (FEET, MSL)



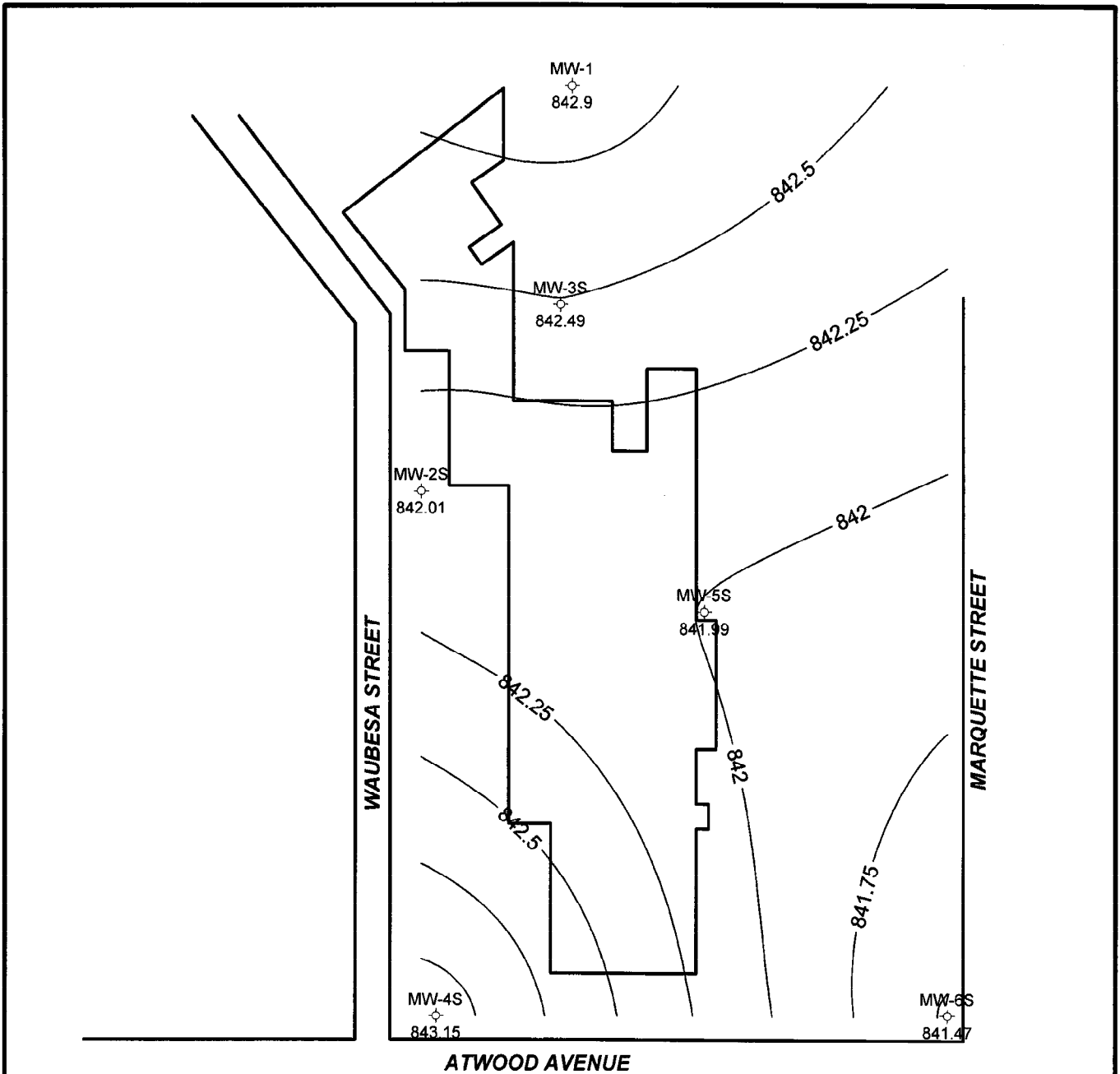

**RSV**  
 ENGINEERING, INC.

Engineers • Land Surveyors • Environmental Scientists  
 146 E. MILWAUKEE STREET JEFFERSON, WISCONSIN 53549 (920) 674-3411

MADISON-KIPP CORP.  
 MADISON, WISCONSIN  
 WATER TABLE  
 SEPTEMBER 2005

**FIGURE**  
**10**

DRAWN BY	PROJ. No.	DATE	FILE NAME
RN	04-510	17 JAN 06	WTR TBL 0905




ATWOOD AVENUE

◆ 844.21 MONITOR WELL WITH  
 GROUNDWATER ELEVATION (FT, MSL)  
 — 845 — GROUNDWATER ELEVATION  
 (FEET, MSL)



NORTH

SCALE IN FEET




**RSV**  
 ENGINEERING, INC.

Engineers • Land Surveyors • Environmental Scientists  
 146 E. MILWAUKEE STREET JEFFERSON, WISCONSIN 53549 (920) 674-3411

MADISON-KIPP CORP.  
 MADISON, WISCONSIN  
 WATER TABLE  
 DECEMBER 2005

**FIGURE**  
**11**

DRAWN BY

PROJ. No.

DATE

FILE NAME

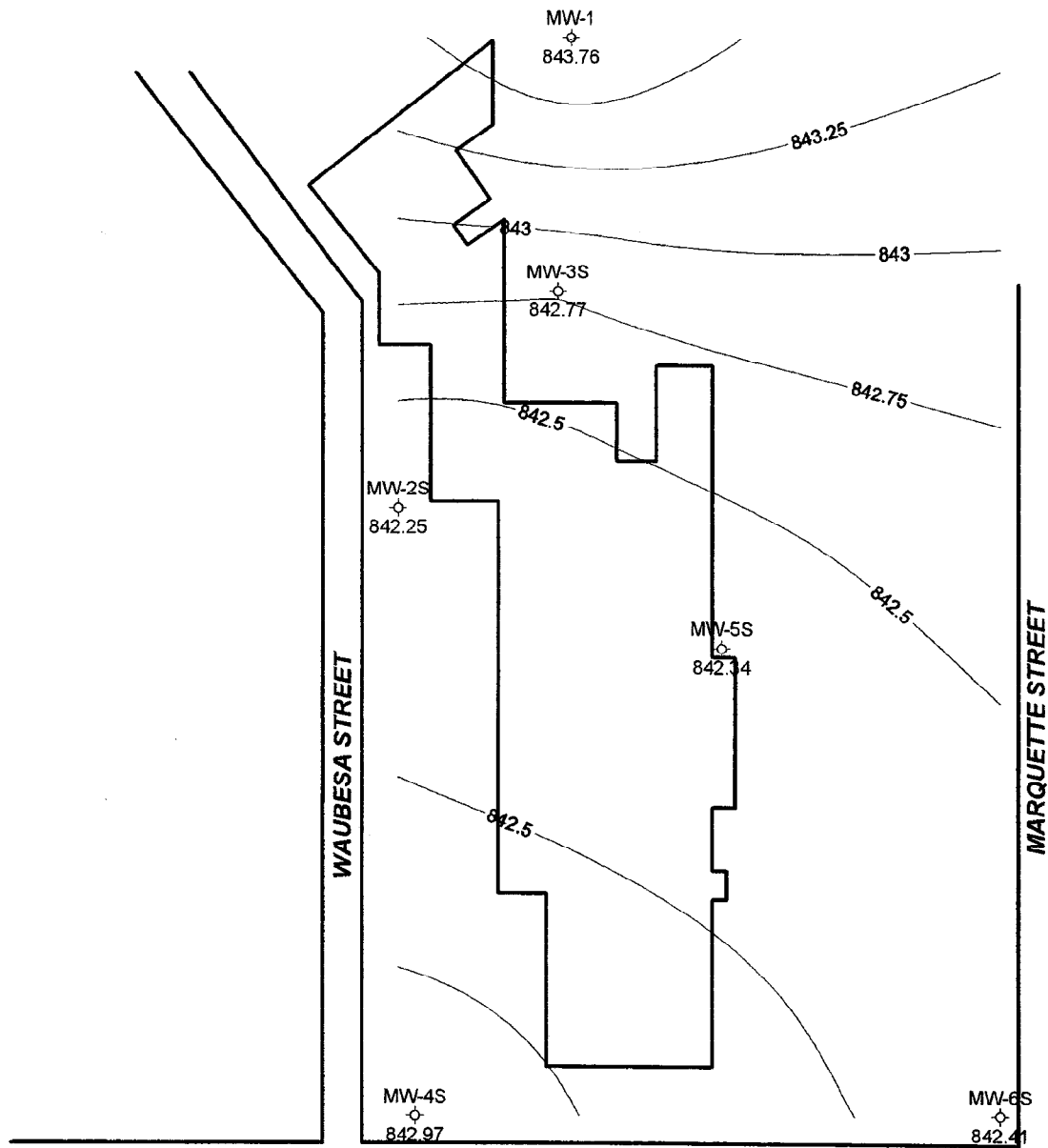
RN

04-510

17 JAN 06

WTR TBL 1205






ATWOOD AVENUE

◆ 844.21 MONITOR WELL WITH  
 GROUNDWATER ELEVATION (FT, MSL)  
 — 845 — GROUNDWATER ELEVATION  
 (FEET, MSL)



NORTH

SCALE IN FEET




**RSV**  
 ENGINEERING, INC.

Engineers • Land Surveyors • Environmental Scientists

146 E. MILWAUKEE STREET JEFFERSON, WISCONSIN 53549 (920) 674-3411

MADISON-KIPP CORPORATION  
 MADISON, WISCONSIN  
 WATER TABLE  
 MARCH 14, 2006

**FIGURE**  
**9**

**DRAWN BY**

**PROJ. No.**

**DATE**

**FILE NAME**

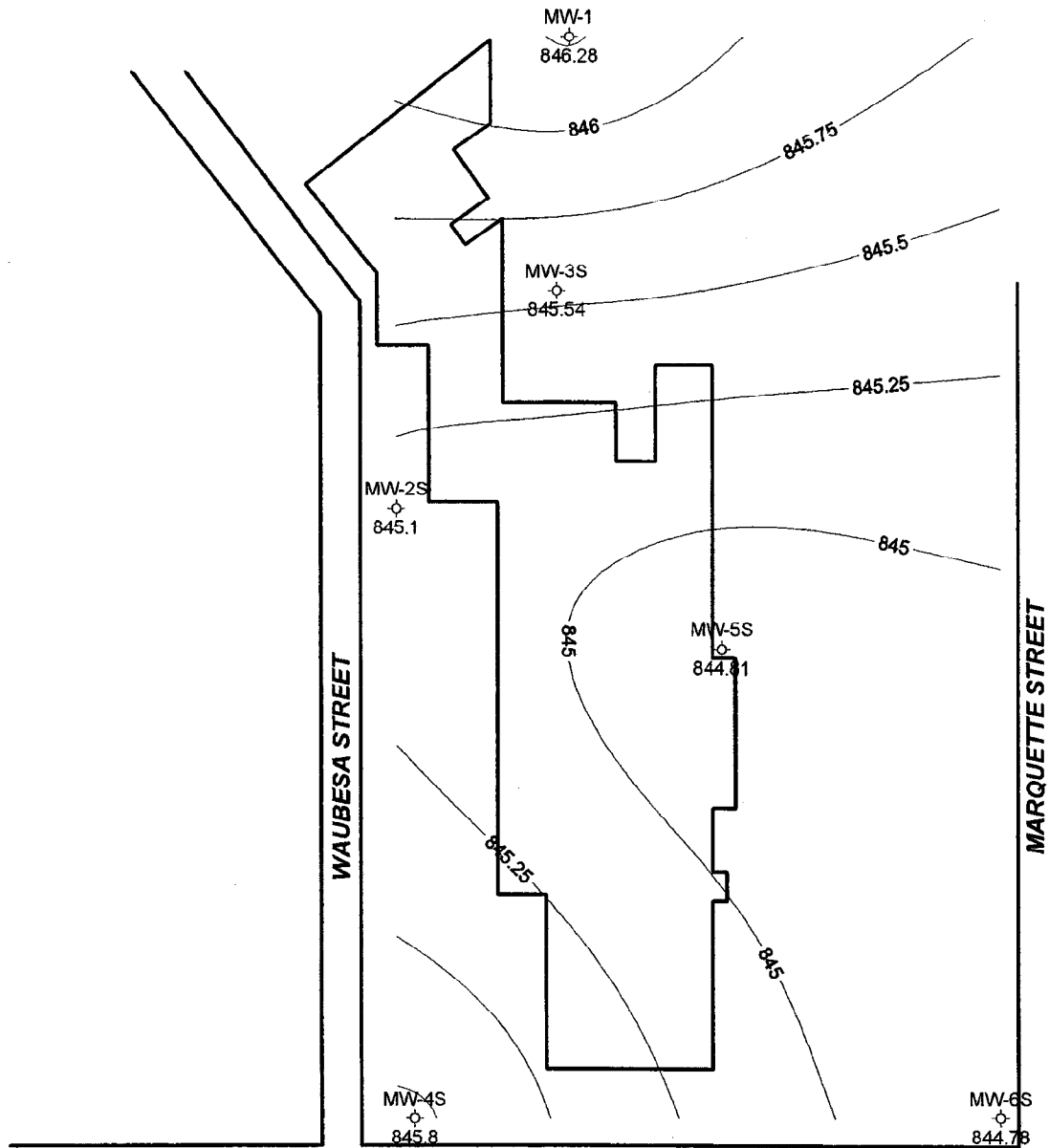
RN

04-510


09 JAN 007

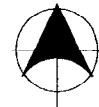
WTR TBL 0306

MKDNR003574




ATWOOD AVENUE

 MONITOR WELL WITH  
 GROUNDWATER ELEVATION (FT, MSL)  
 844.21  
 — 845 — GROUNDWATER ELEVATION  
 (FEET, MSL)



NORTH

SCALE IN FEET



 **RSV**  
 ENGINEERING, INC.

Engineers • Land Surveyors • Environmental Scientists

146 E. MILWAUKEE STREET JEFFERSON, WISCONSIN 53549 (920) 674-3411

MADISON-KIPP CORPORATION  
 MADISON, WISCONSIN  
 WATER TABLE  
 JULY 13, 2006

**FIGURE**  
**10**

**DRAWN BY**

**PROJ. No.**

**DATE**

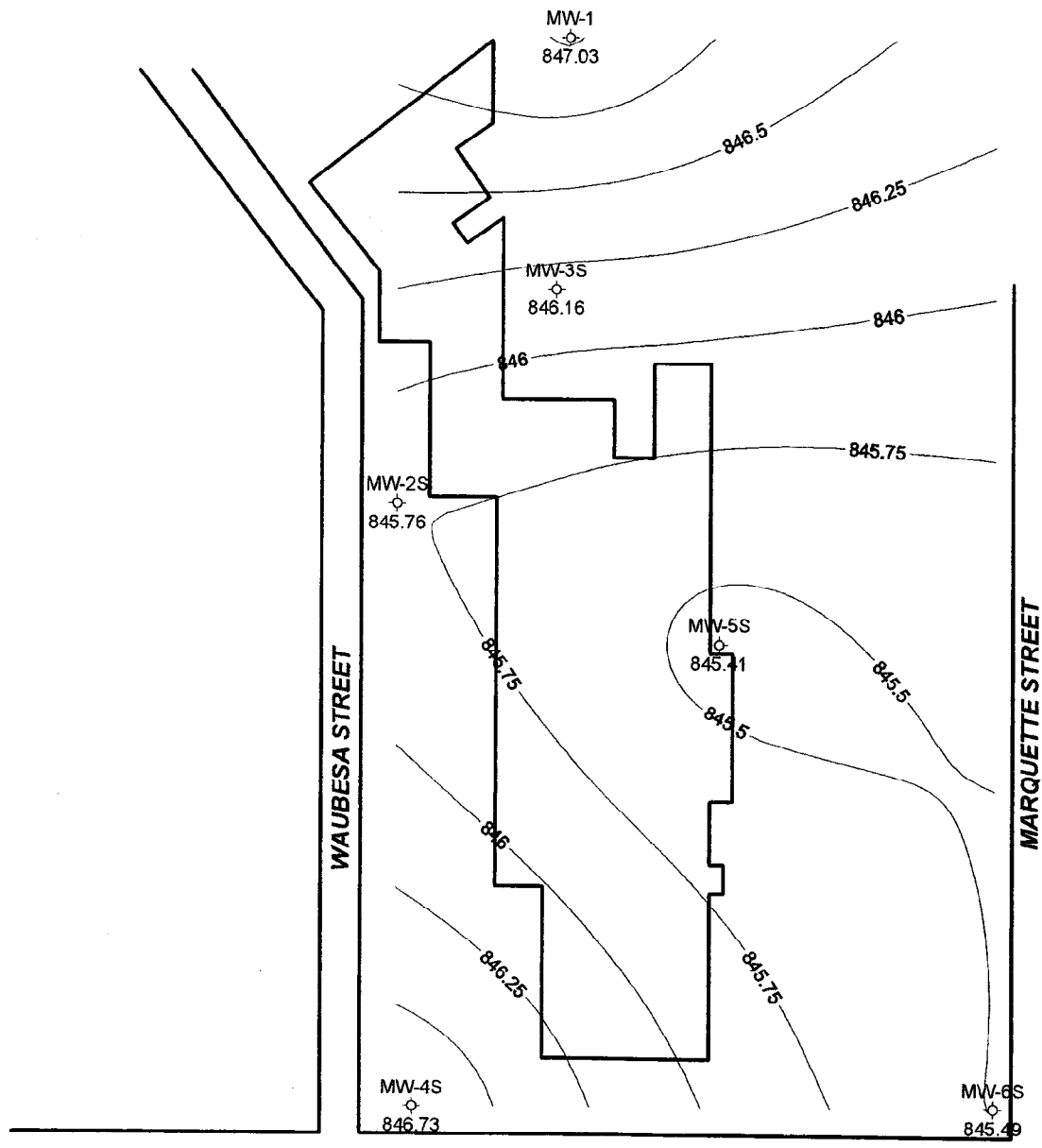
**FILE NAME**

RN


04-510

09 JAN 07

WTR TBL 0706




ATWOOD AVENUE

 MONITOR WELL WITH  
 GROUNDWATER ELEVATION (FT, MSL)  
 844.21  
 — 845 — GROUNDWATER ELEVATION  
 (FEET, MSL)



NORTH

SCALE IN FEET



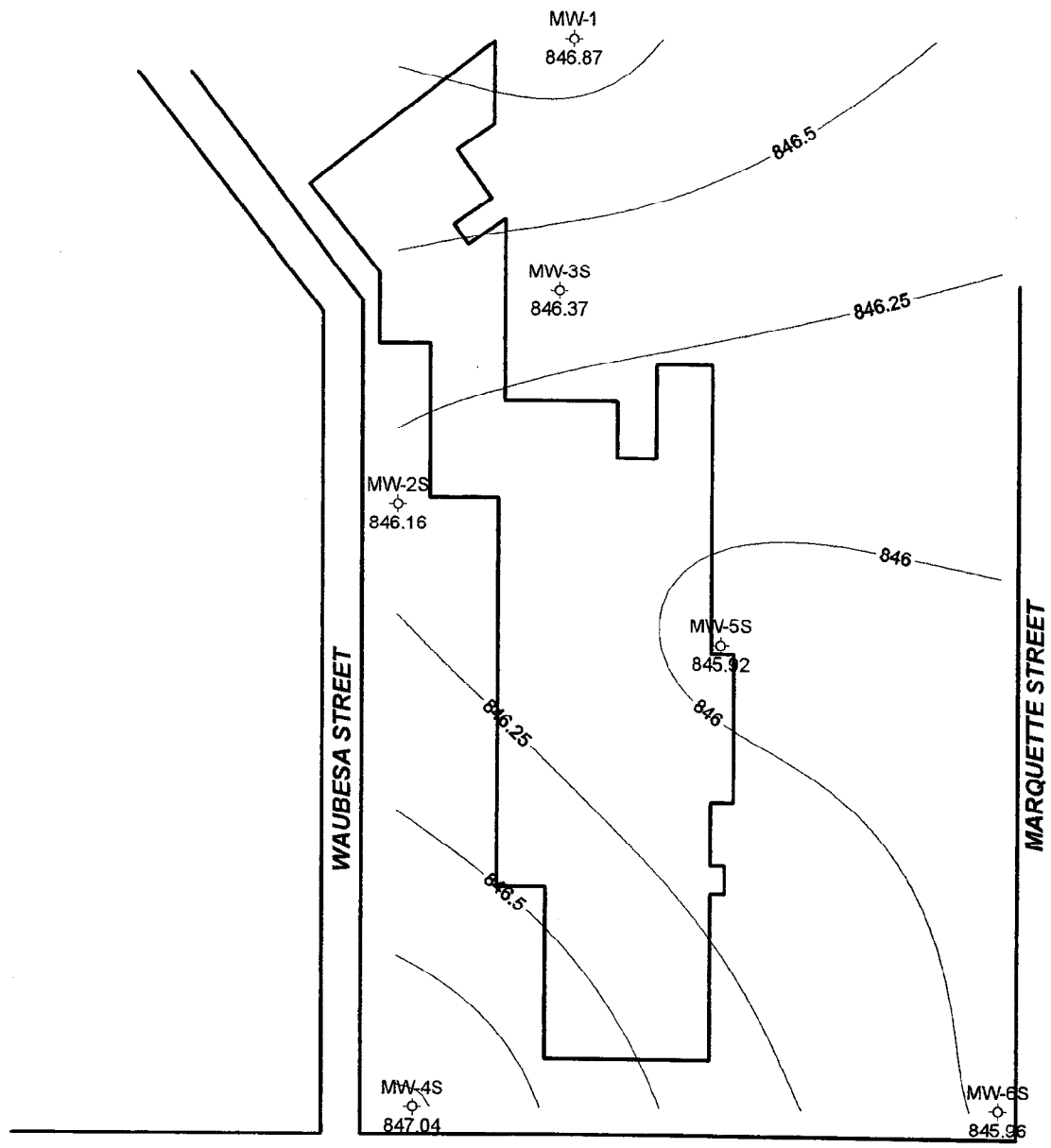
 **RSV**  
 ENGINEERING, INC.

Engineers • Land Surveyors • Environmental Scientists  
 148 E. MILWAUKEE STREET JEFFERSON, WISCONSIN 53549 (920) 674-3411

MADISON-KIPP CORPORATION  
 MADISON, WISCONSIN  
 WATER TABLE  
 OCTOBER 12, 2006

**FIGURE**  
**11**

DRAWN BY	PROJ. No.	DATE	FILE NAME
RN	04-510	09 JAN 07	WTR TBL 1006



ATWOOD AVENUE

WAUBESA STREET

MARQUETTE STREET

MW-1  
846.87

MW-3S  
846.37

MW-2S  
846.16


MW-5S  
845.92

MW-4S  
847.04

MW-6S  
845.96

844.21  
- 845 -

SCALE IN FEET



NORTH

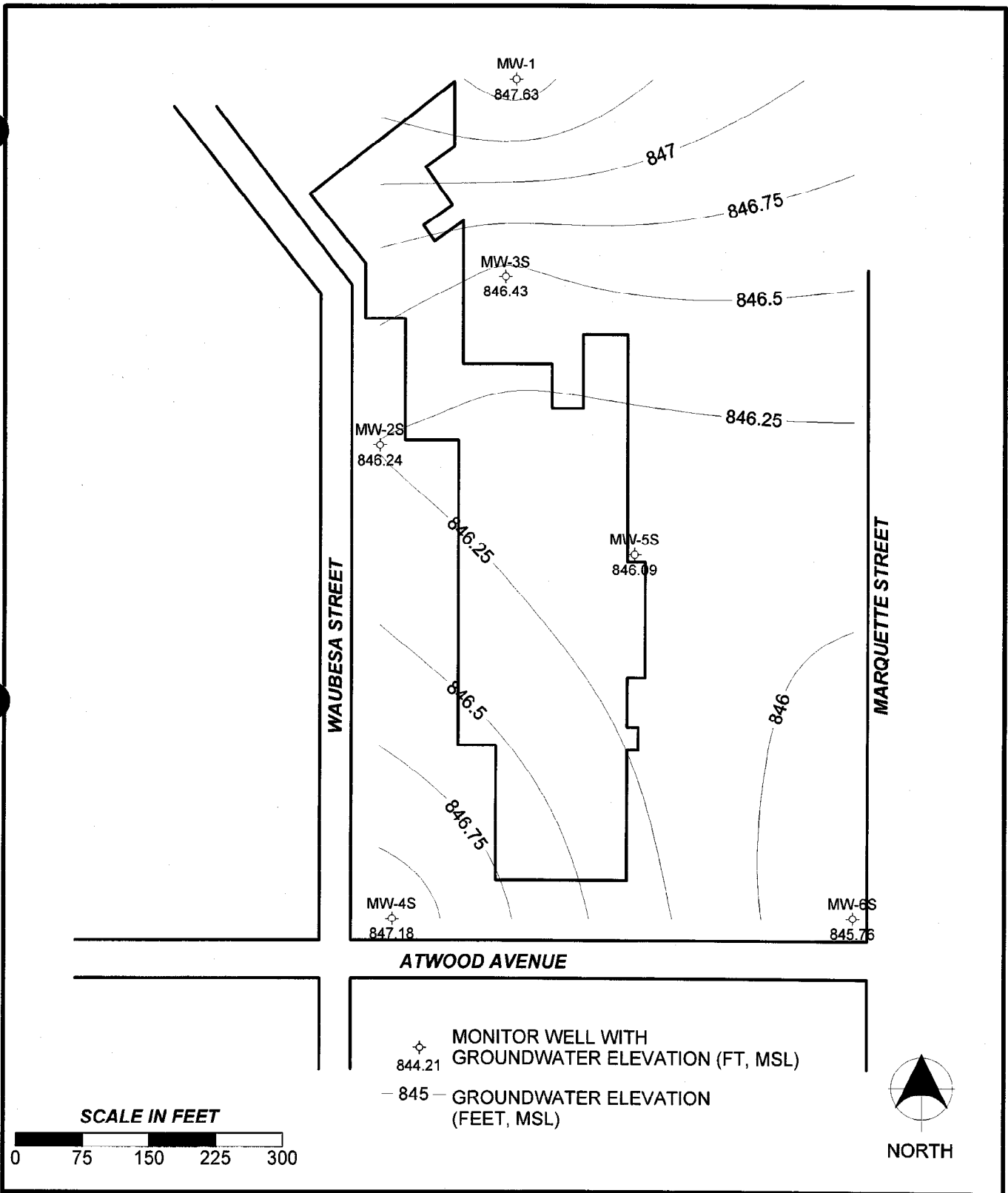
**RSV**  
ENGINEERING, INC.

Engineers • Land Surveyors • Environmental Scientists  
146 E. MILWAUKEE STREET JEFFERSON, WISCONSIN 53549 (920) 674-3411

MADISON-KIPP CORPORATION  
MADISON, WISCONSIN  
WATER TABLE  
DECEMBER 19, 2006

FIGURE  
12

DRAWN BY	PROJ. No.	DATE	FILE NAME
RN	04-510	09 JAN 07	WTR TBL 1206

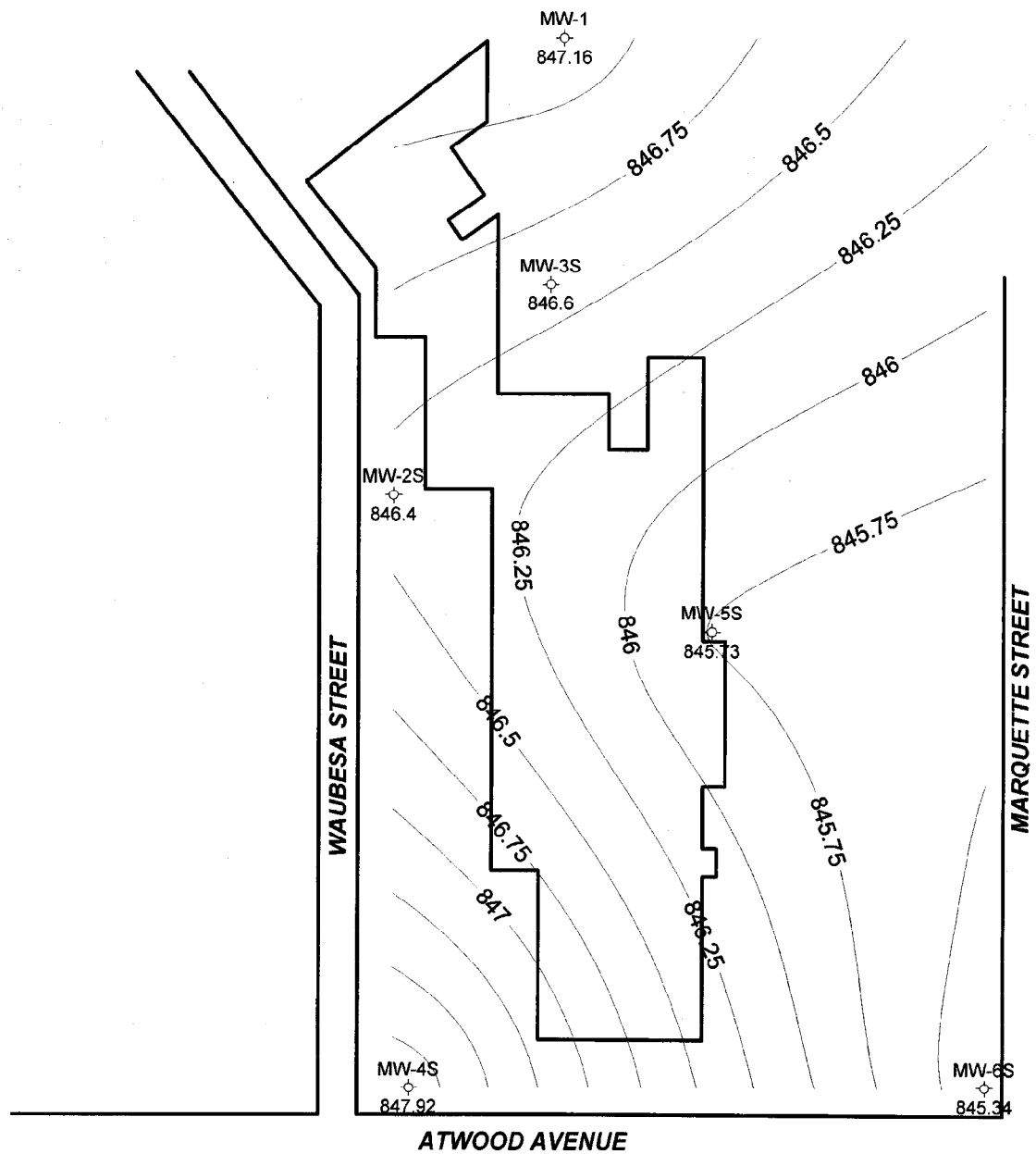




**RSV**  
**ENGINEERING, INC.**  
 Engineers • Land Surveyors • Environmental Scientists  
 146 E. MILWAUKEE STREET JEFFERSON, WISCONSIN 53549 (920) 674-3411

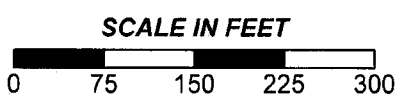
MADISON-KIPP CORP. MADISON, WISCONSIN WATER TABLE MARCH 2007		
<b>DRAWN BY</b>	<b>PROJ. No.</b>	<b>DATE</b>
RN	04-510	17 DEC 08


**FIGURE**  
**11**

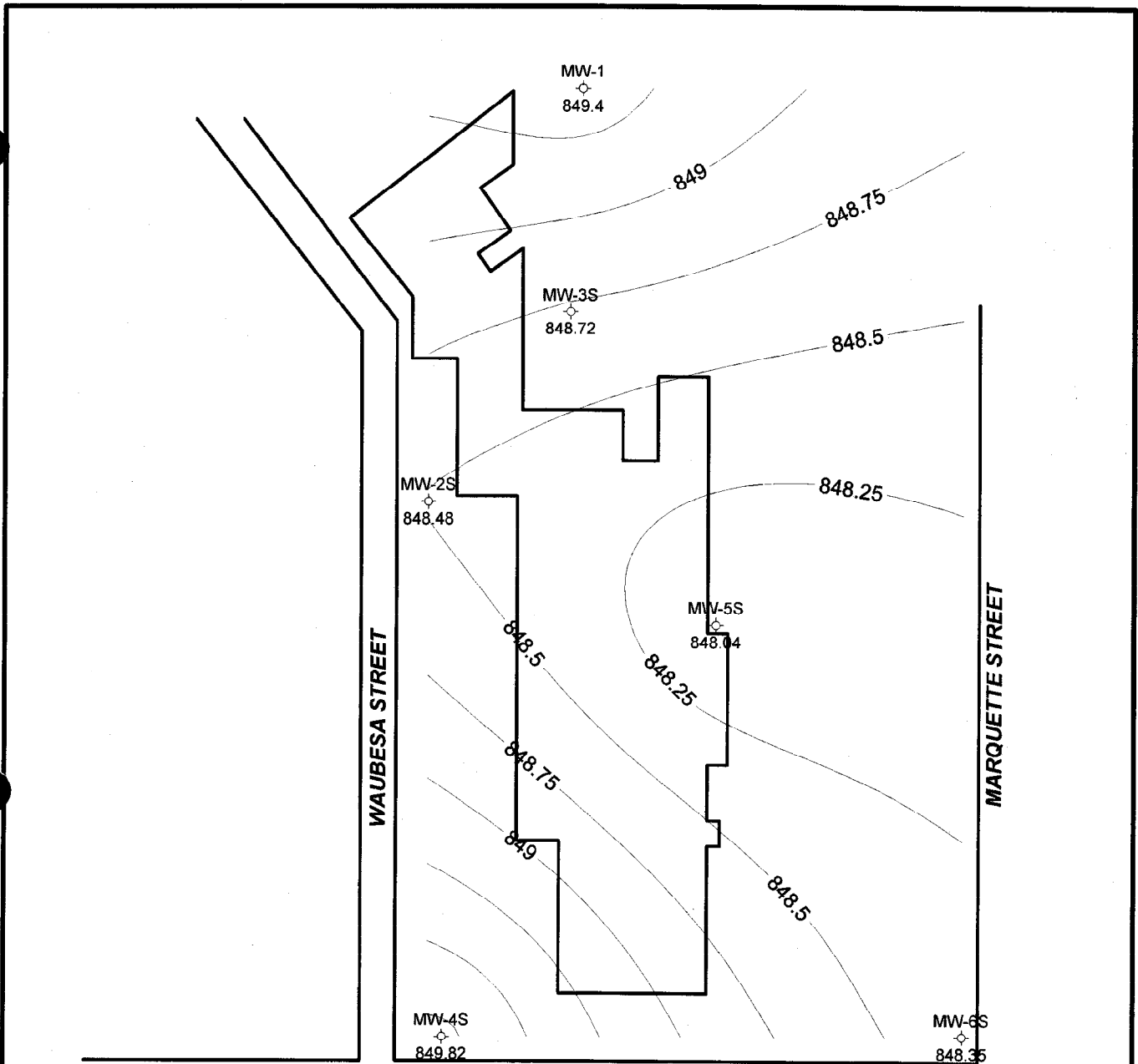
**FILE NAME**  
 WTR TBL 0307





 MONITOR WELL WITH  
GROUNDWATER ELEVATION (FT, MSL)  
 845 — GROUNDWATER ELEVATION  
(FEET, MSL)

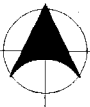


 Engineers • Land Surveyors • Environmental Scientists 146 E. MILWAUKEE STREET JEFFERSON, WISCONSIN 53549 (920) 674-3411	MADISON-KIPP CORP. MADISON, WISCONSIN WATER TABLE AUGUST 2007			<b>FIGURE</b> <h1 style="margin: 0;">12</h1>
	DRAWN BY	PROJ. No.	DATE	FILE NAME
	RN	04-510	17 DEC 08	WTR TBL 0807




**ATWOOD AVENUE**


 MONITOR WELL WITH  
GROUNDWATER ELEVATION (FT, MSL)  
 845 — GROUNDWATER ELEVATION  
(FEET, MSL)

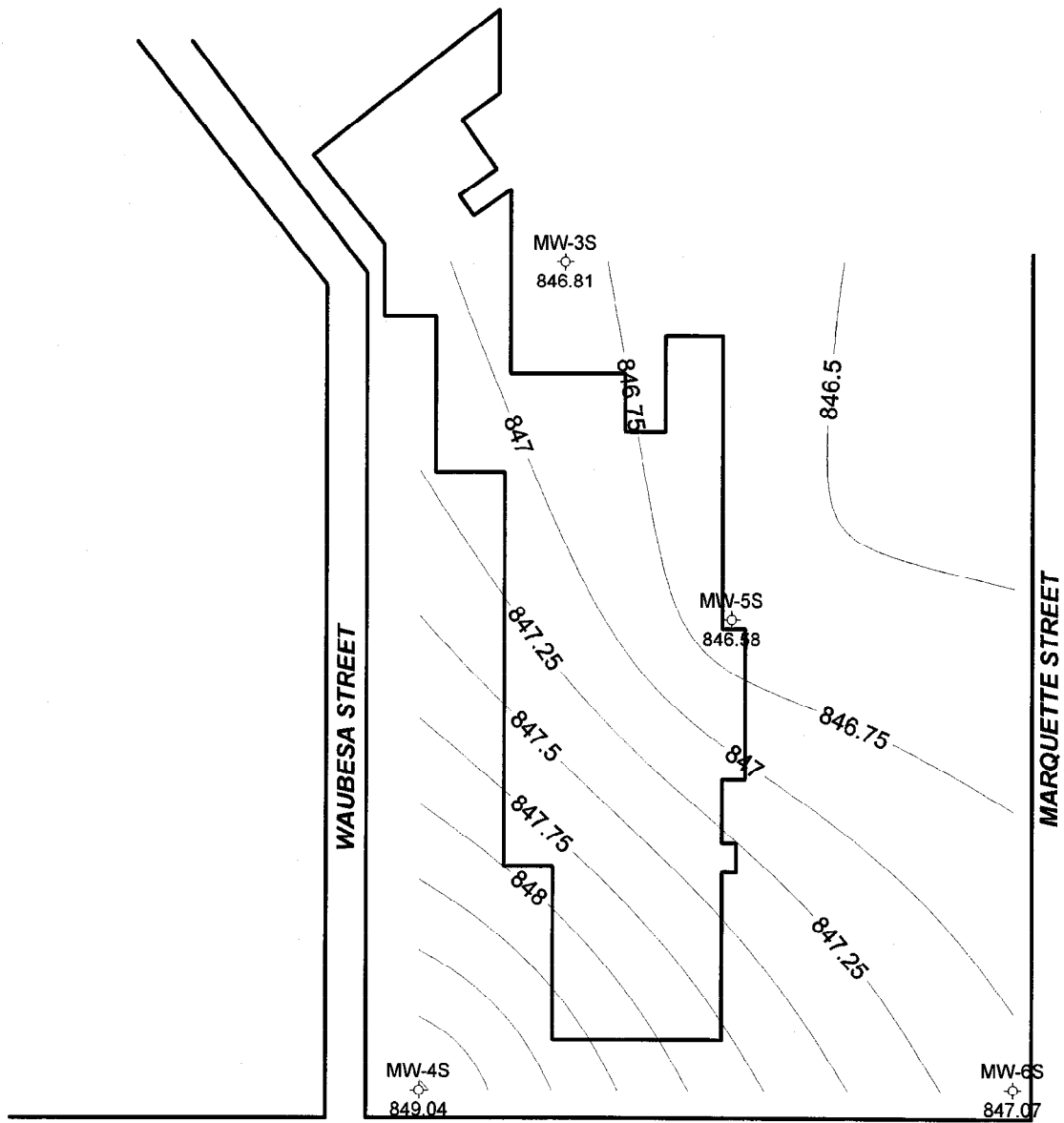


NORTH


SCALE IN FEET

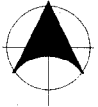


 <b>RSV</b> <b>ENGINEERING, INC.</b> Engineers • Land Surveyors • Environmental Scientists 146 E. MILWAUKEE STREET JEFFERSON, WISCONSIN 53549 (920) 674-3411	MADISON-KIPP CORP. MADISON, WISCONSIN WATER TABLE SEPTEMBER 2007			<b>FIGURE</b> <b>13</b>
	<b>DRAWN BY</b>	<b>PROJ. No.</b>	<b>DATE</b>	<b>FILE NAME</b>
	RN	04-510	17 DEC 08	WTR TBL 0907




ATWOOD AVENUE

 MONITOR WELL WITH  
 GROUNDWATER ELEVATION (FT, MSL)  
 - 845 - GROUNDWATER ELEVATION  
 (FEET, MSL)



NORTH

SCALE IN FEET



**RSV**  
ENGINEERING, INC.

Engineers • Land Surveyors • Environmental Scientists

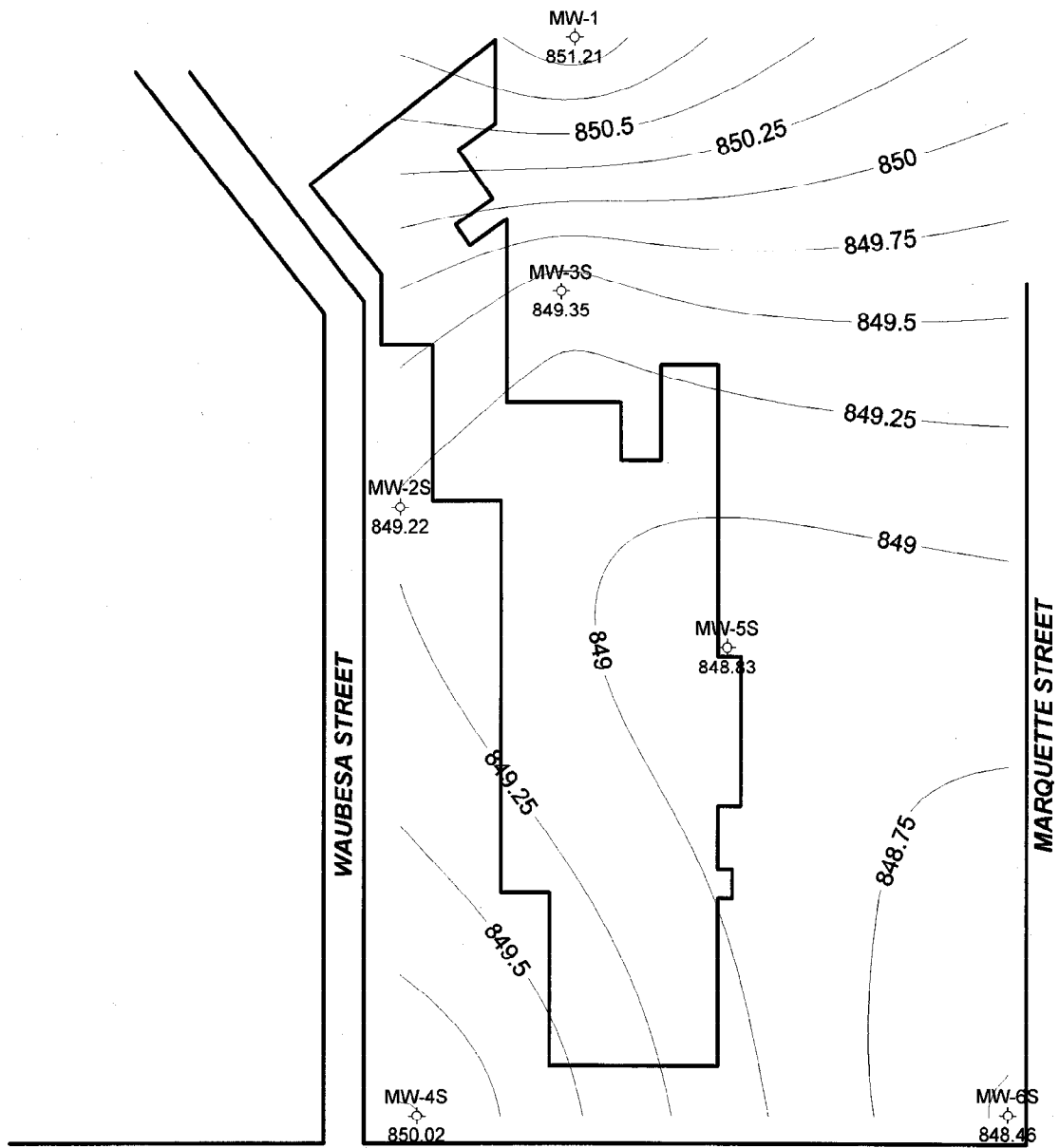
146 E. MILWAUKEE STREET JEFFERSON, WISCONSIN 53549 (920) 674-3411

MADISON-KIPP CORP.  
MADISON, WISCONSIN  
WATER TABLE  
DECEMBER 2007



FIGURE  
**14**

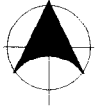
DRAWN BY	PROJ. No.	DATE	FILE NAME
RN	04-510	17 DEC 08	WTR TBL 1207






ATWOOD AVENUE

 MONITOR WELL WITH GROUNDWATER ELEVATION (FT, MSL)  
 845 — GROUNDWATER ELEVATION (FEET, MSL)



NORTH

SCALE IN FEET



**RSV**  
ENGINEERING, INC.

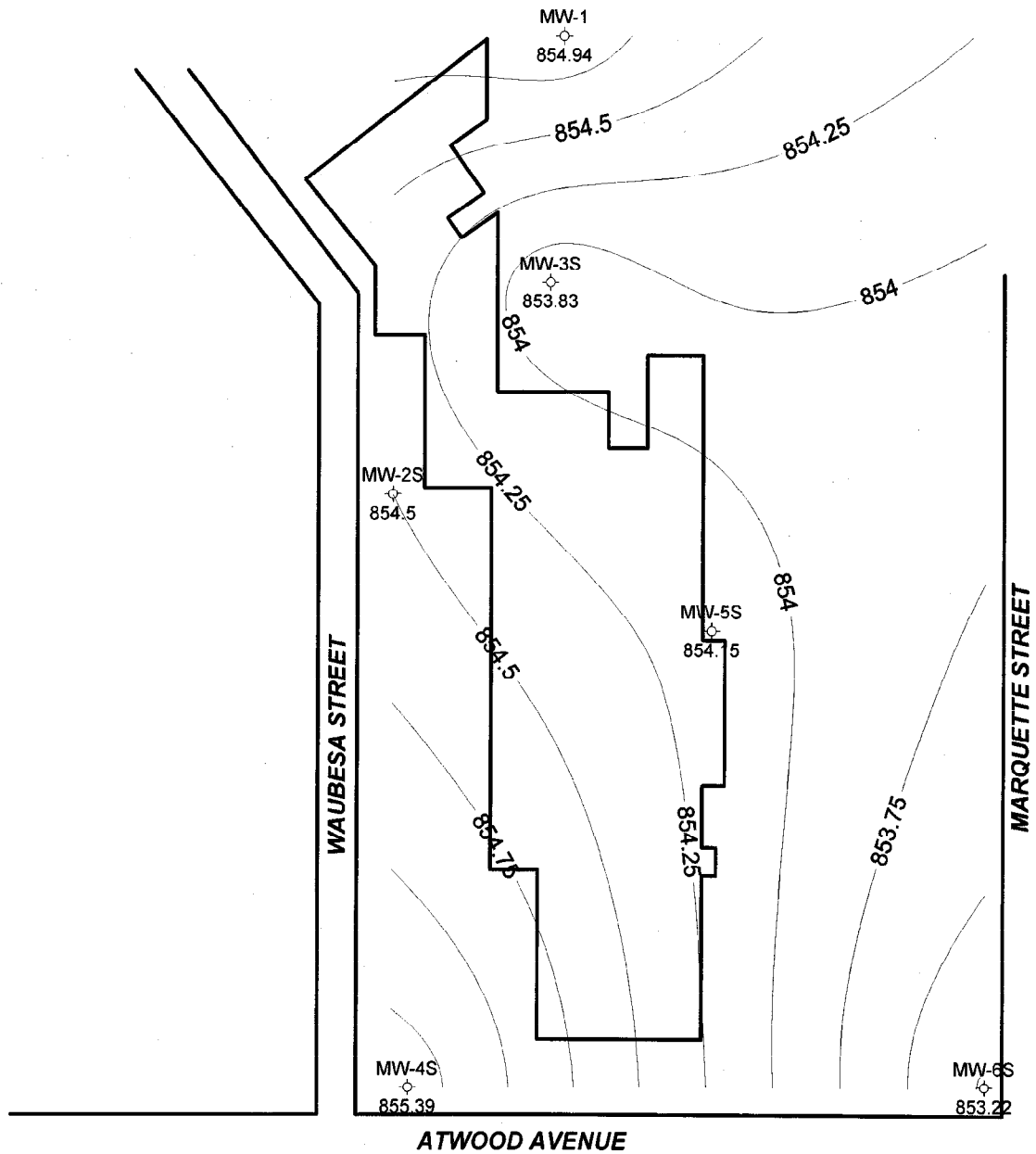
Engineers • Land Surveyors • Environmental Scientists


146 E. MILWAUKEE STREET JEFFERSON, WISCONSIN 53549 (920) 674-3411

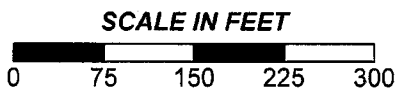
MADISON-KIPP CORP.  
MADISON, WISCONSIN  
WATER TABLE  
MARCH 2008


FIGURE  
**15**

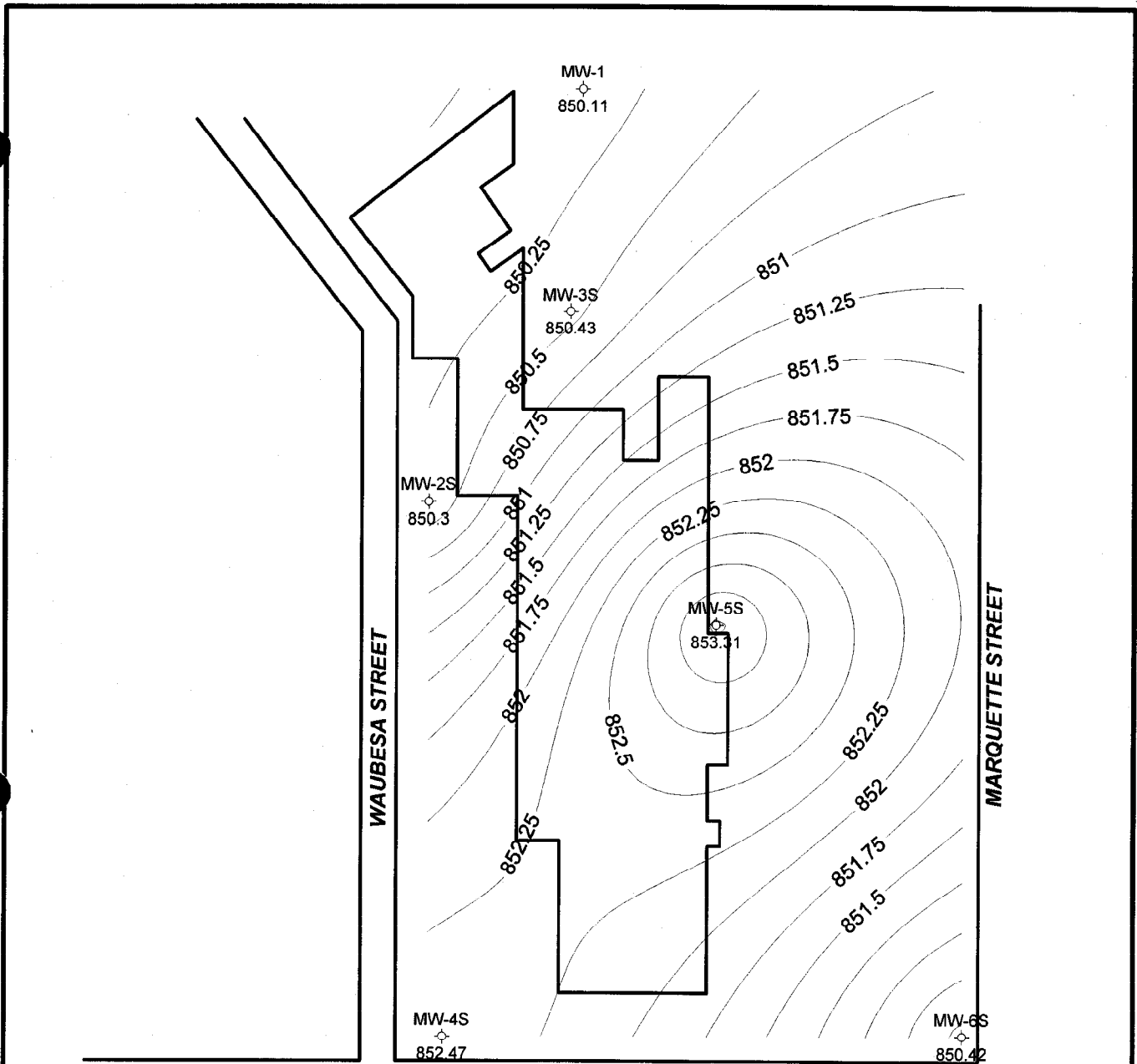
DRAWN BY	PROJ. No.	DATE	FILE NAME
RN	04-510	17 DEC 08	WTR TBL 0308



 844.21 MONITOR WELL WITH GROUNDWATER ELEVATION (FT, MSL)  
 845 — GROUNDWATER ELEVATION (FEET, MSL)




 Engineers • Land Surveyors • Environmental Scientists 146 E. MII WAUKEE STREET JEFFERSON, WISCONSIN 53549 (920) 674-3411	MADISON-KIPP CORP. MADISON, WISCONSIN WATER TABLE JUNE 2008			<b>FIGURE</b> <span style="font-size: 2em;">16</span>
	<b>DRAWN BY</b>	<b>PROJ. No.</b>	<b>DATE</b>	<b>FILE NAME</b>
	RN	04-510	17 DEC 08	WTR TBL 0608





WAUBESA STREET

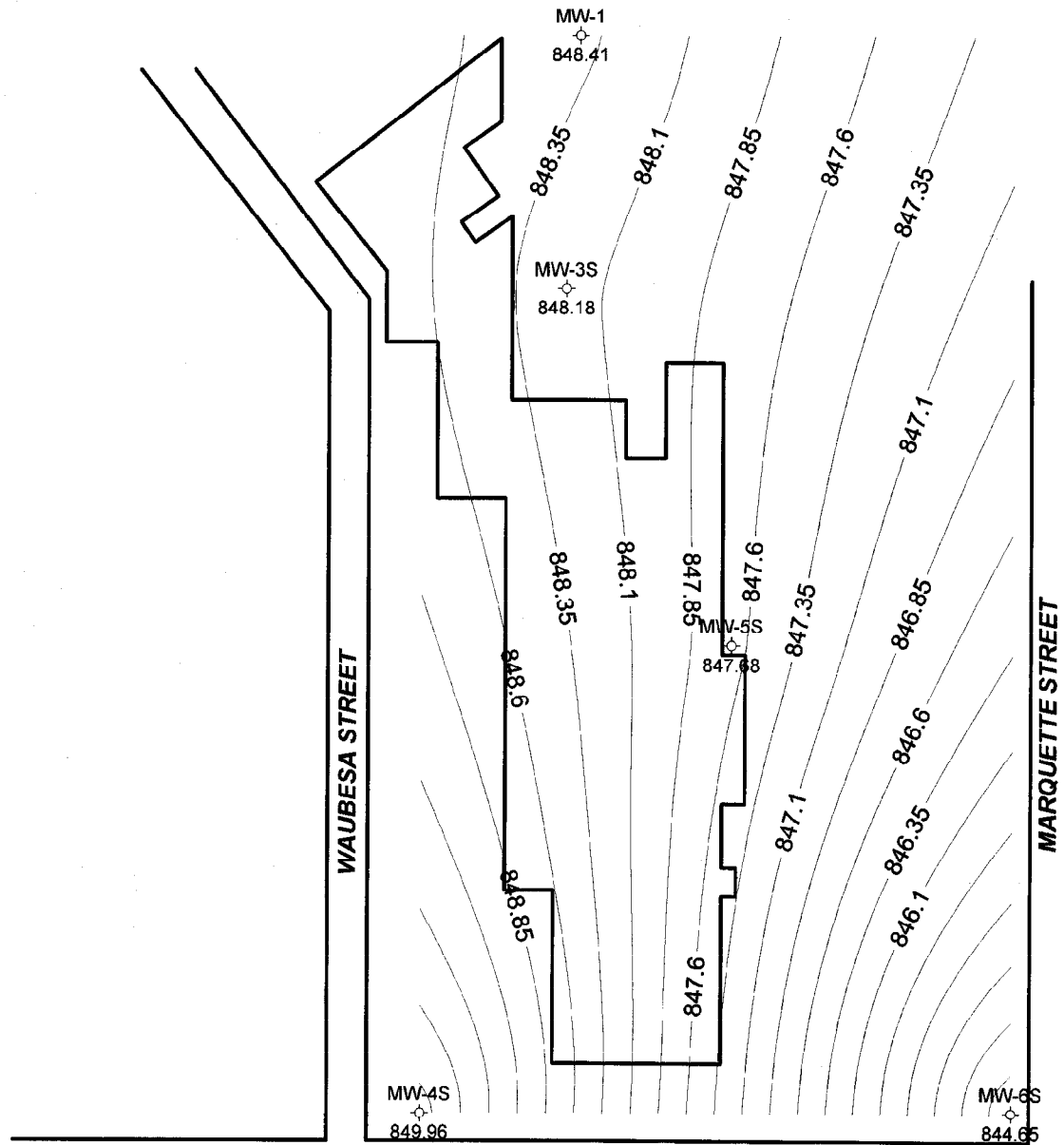
MARQUETTE STREET

ATWOOD AVENUE

 MONITOR WELL WITH  
 GROUNDWATER ELEVATION (FT, MSL)  
 — 845 — GROUNDWATER ELEVATION  
 (FEET, MSL)




 <b>RSV</b> <b>ENGINEERING, INC.</b> Engineers • Land Surveyors • Environmental Scientists 146 E. MILWAUKEE STREET JEFFERSON, WISCONSIN 53549 (920) 674-3411	MADISON-KIPP CORP. MADISON, WISCONSIN WATER TABLE SEPTEMBER 2008			<b>FIGURE</b> <span style="font-size: 2em;">17</span>
	<b>DRAWN BY</b>	<b>PROJ. No.</b>	<b>DATE</b>	<b>FILE NAME</b>
	RN	04-510	17 DEC 08	WTR TBL 0908

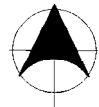


WAUBESA STREET

MARQUETTE STREET


ATWOOD AVENUE

 MONITOR WELL WITH  
 GROUNDWATER ELEVATION (FT, MSL)  
 — 845 — GROUNDWATER ELEVATION  
 (FEET, MSL)



NORTH

SCALE IN FEET



**RSV**  
ENGINEERING, INC.


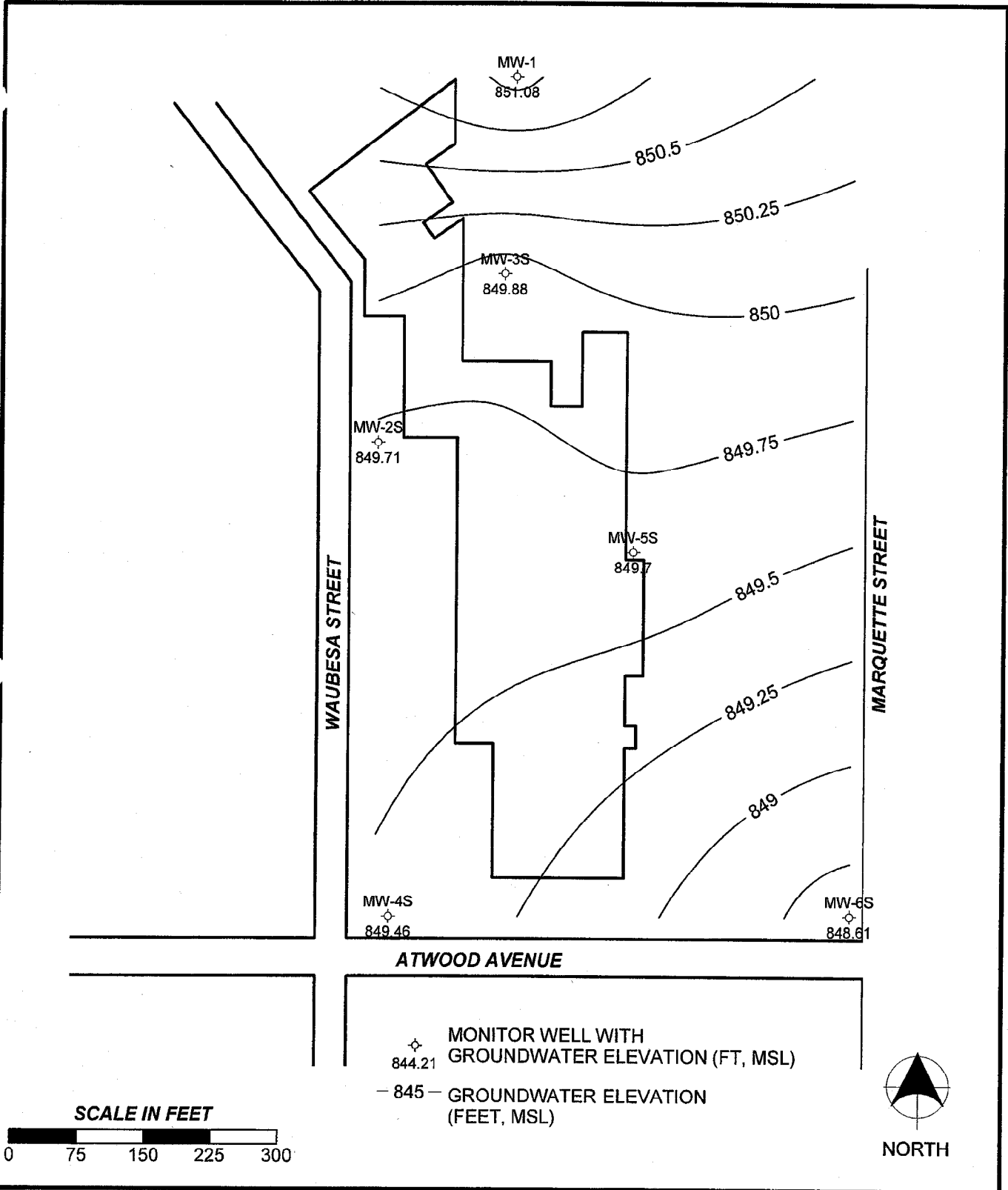
Engineers • Land Surveyors • Environmental Scientists

146 E. MILWAUKEE STREET JEFFERSON, WISCONSIN 53549 (920) 674-3411

MADISON-KIPP CORP.  
MADISON, WISCONSIN  
WATER TABLE  
DECEMBER 2008

FIGURE  
**18**

DRAWN BY	PROJ. No.	DATE	FILE NAME
RN	04-510	23 DEC 08	WTR TBL 1208



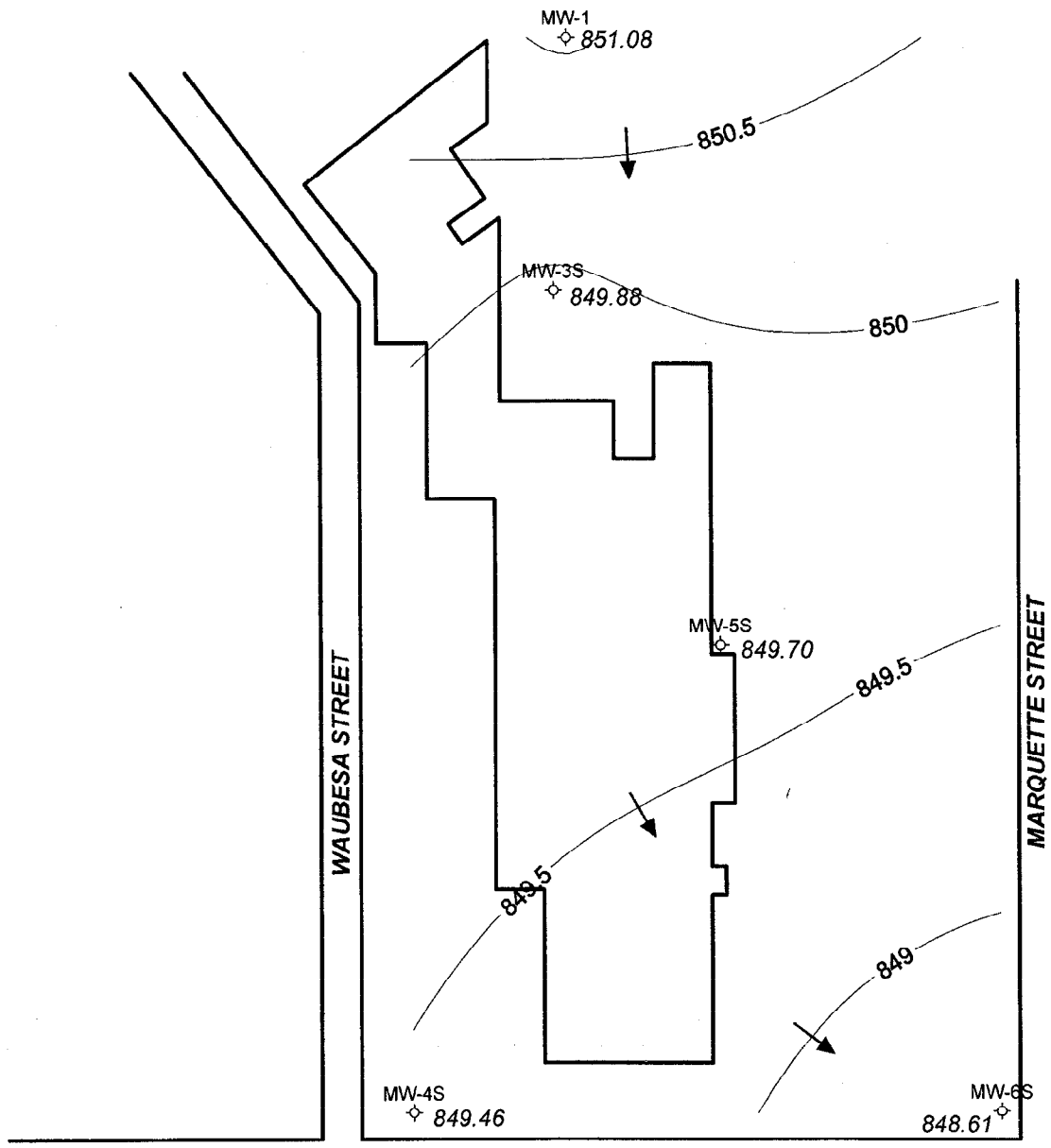
*RJN Environmental Services, LLC*  
 Surface Water Studies  
 Groundwater Studies  
 Site Investigations

4631 COUNTY ROAD A OREGON, WISCONSIN 53575 (608) 576-3001

MADISON-KIPP CORP.  
 MADISON, WISCONSIN  
 WATER TABLE  
 MARCH 2009

**FIGURE**  
**3**

DRAWN BY	PROJ. No.	DATE	FILE NAME
RN	09-101	21 DEC 09	WTR TBL 0309



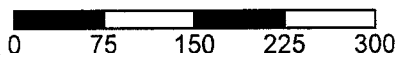
**ATWOOD AVENUE**

◆ 849.70 MONITOR WELL WITH  
 GROUNDWATER ELEVATION (FT, MSL)  
 - 849 - GROUNDWATER ELEVATION  
 (FEET, MSL)



**NORTH**

**SCALE IN FEET**



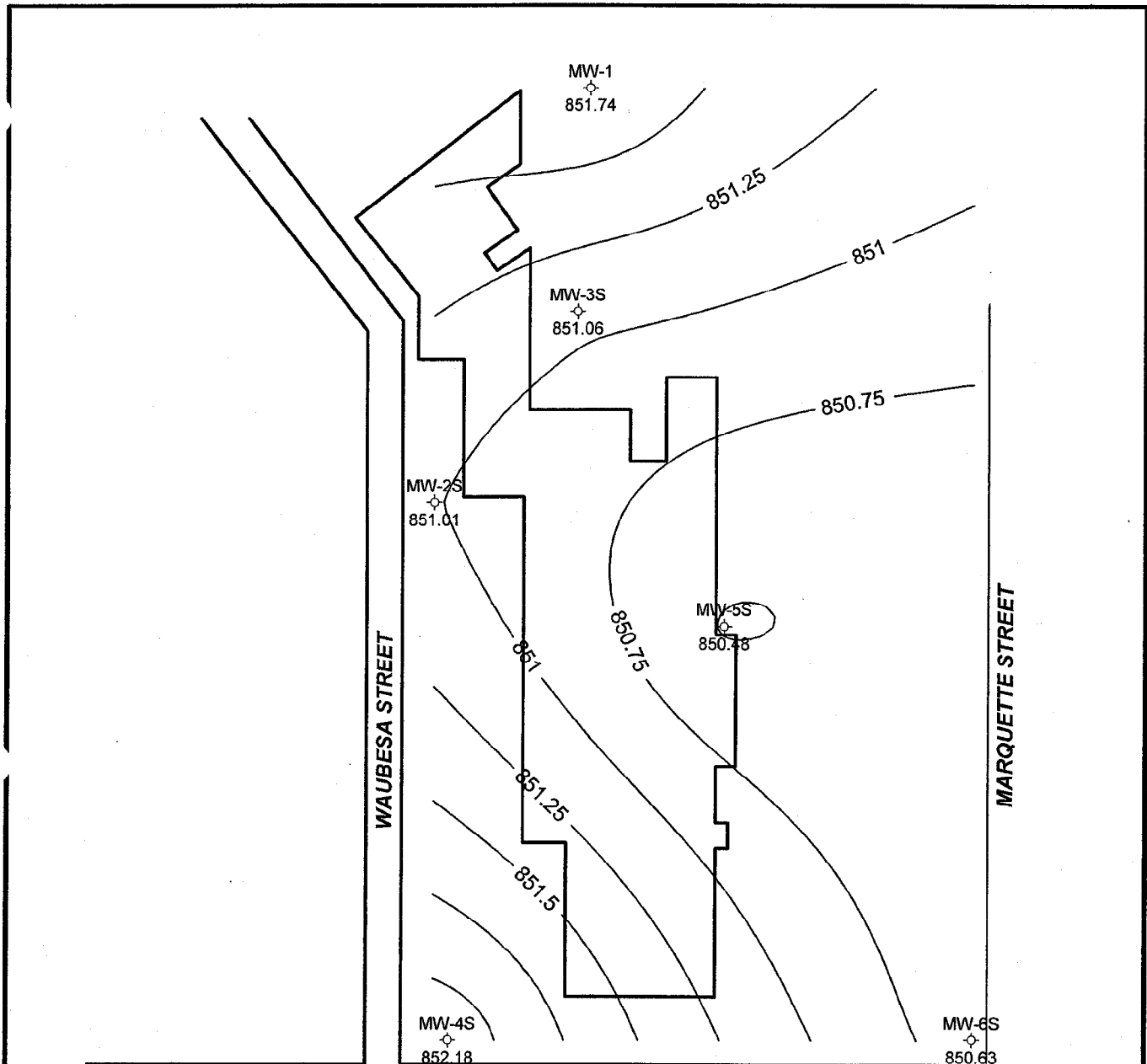
Engineers • Land Surveyors • Environmental Scientists

146 E. MILWAUKEE STREET JEFFERSON, WISCONSIN 53549 (920) 674-3411

MADISON-KIPP CORP.  
 MADISON, WISCONSIN  
 WATER TABLE  
 APRIL 2009

**FIGURE**  
**13**

DRAWN BY	PROJ. No.	DATE	FILE NAME
PAR	04-510	14 MAY 09	WTR.TBL.0409




ATWOOD AVENUE

MONITOR WELL WITH GROUNDWATER ELEVATION (FT, MSL)  
 844.21  
 - 845 - GROUNDWATER ELEVATION (FEET, MSL)



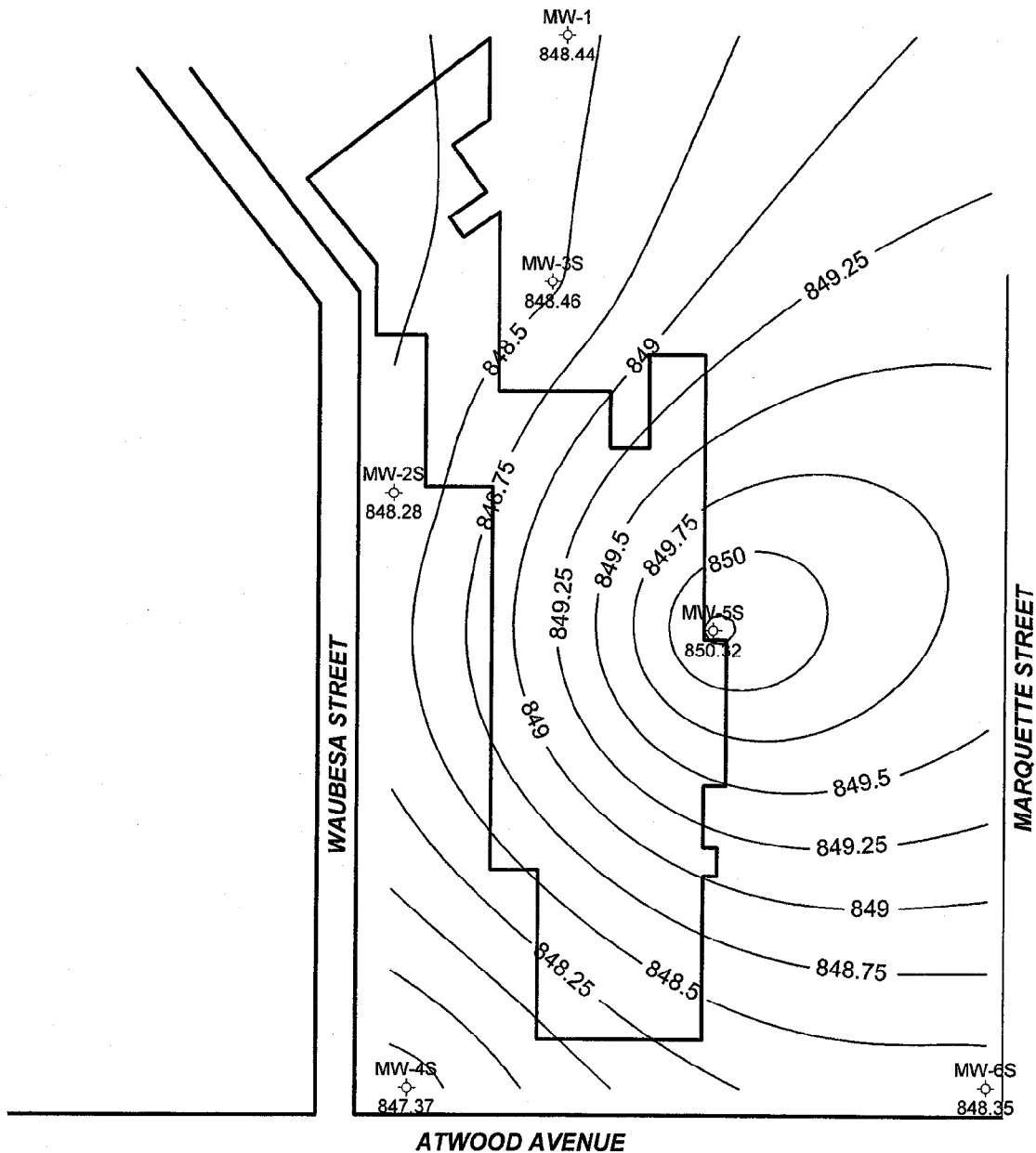
NORTH

SCALE IN FEET




**RIN Environmental Services, LLC**  
 Surface Water Studies  
 Groundwater Studies  
 Site Investigations  
 4631 COUNTY ROAD A OREGON, WISCONSIN 53575 (608) 576-3001

MADISON-KIPP CORP. MADISON, WISCONSIN WATER TABLE JUNE 2009			<b>FIGURE</b> <b>4</b>
<b>DRAWN BY</b>	<b>PROJ. No.</b>	<b>DATE</b>	<b>FILE NAME</b>
RN	09-101	21 DEC 09	WTR TBL 0609



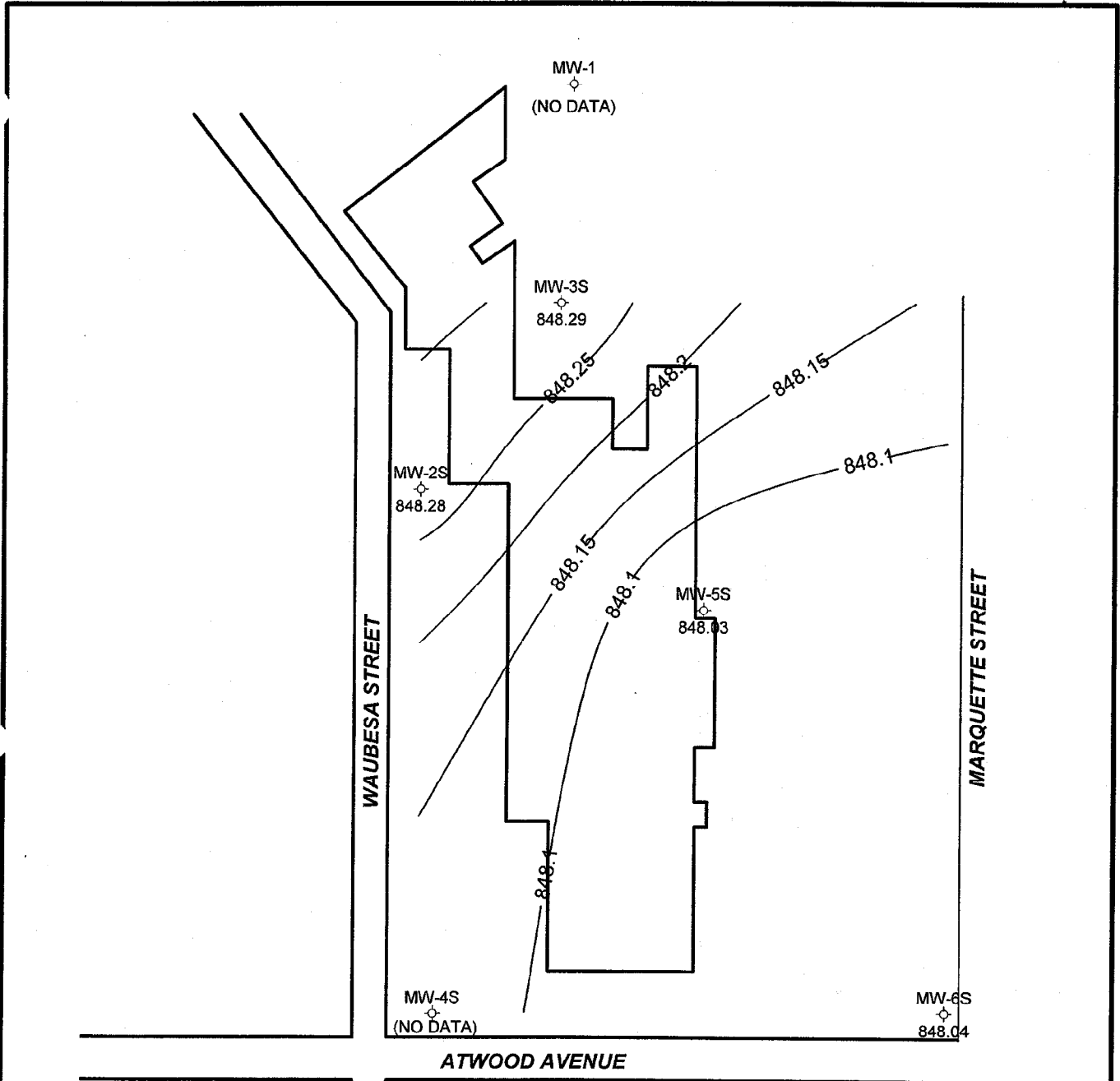
◆ MONITOR WELL WITH  
 844.21 GROUNDWATER ELEVATION (FT, MSL)  
 — 845 — GROUNDWATER ELEVATION  
 (FEET, MSL)




**RJN Environmental Services, LLC**  
 Surface Water Studies  
 Groundwater Studies  
 Site Investigations  
 4631 COUNTY ROAD A OREGON, WISCONSIN 53575 (608) 576-3001

MADISON-KIPP CORP. MADISON, WISCONSIN WATER TABLE SEPTEMBER 2009			<b>FIGURE</b> <h1 style="font-size: 2em;">5</h1>
<b>DRAWN BY</b>	<b>PROJ. No.</b>	<b>DATE</b>	<b>FILE NAME</b>
RN	09-101	21 DEC 09	WTR TBL 0909






ATWOOD AVENUE

 MONITOR WELL WITH GROUNDWATER ELEVATION (FT, MSL)  
 844.21  
 — 845 — GROUNDWATER ELEVATION (FEET, MSL)



NORTH

SCALE IN FEET



*RJN Environmental Services, LLC*

Surface Water Studies  
Groundwater Studies  
Site Investigations

4631 COUNTY ROAD A OREGON, WISCONSIN 53575 (608) 576-3001

MADISON-KIPP CORP.  
MADISON, WISCONSIN  
WATER TABLE  
DECEMBER 2009

FIGURE  
6

DRAWN BY

PROJ. No.

DATE

FILE NAME

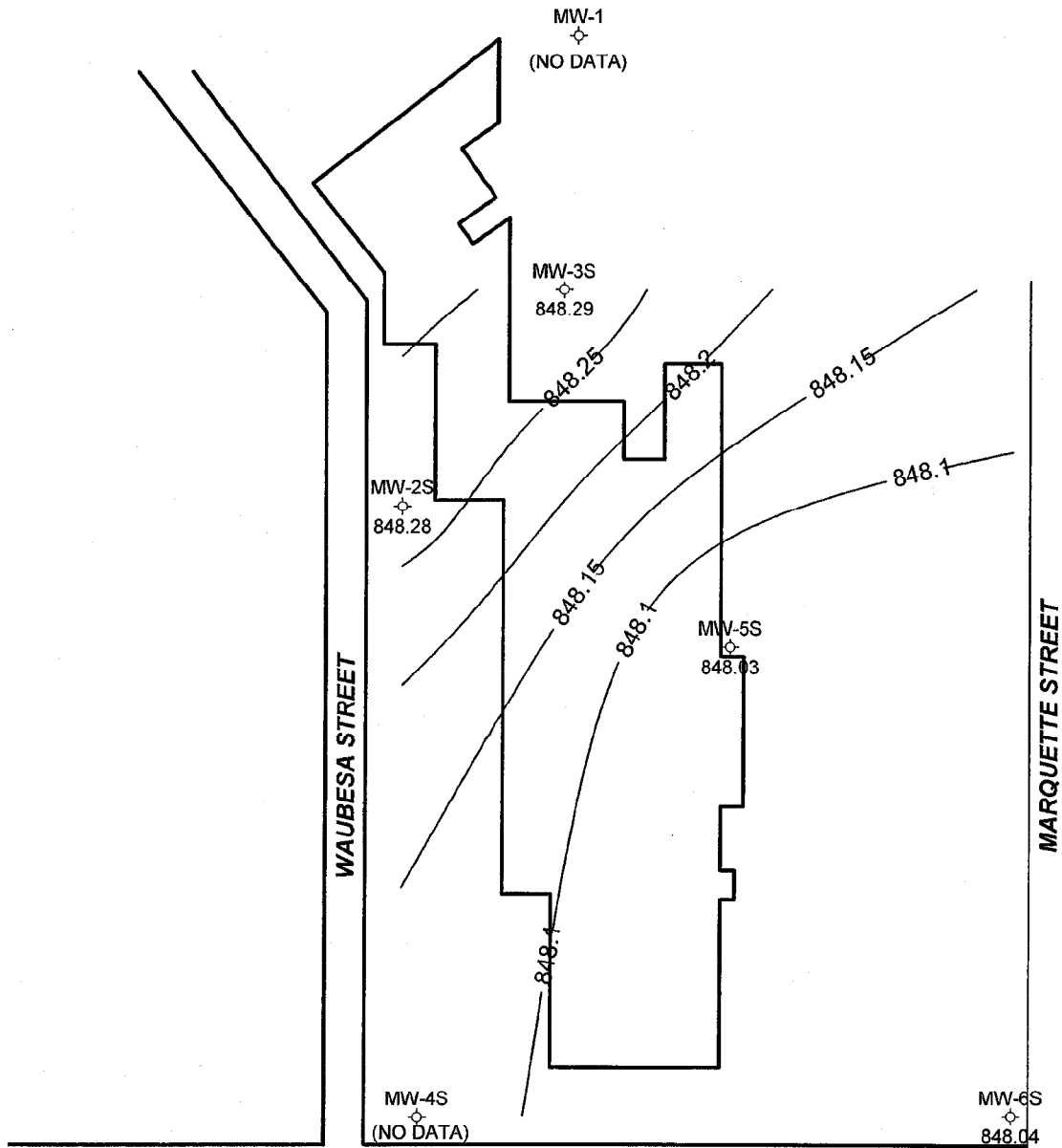
RN

09-101


22 JAN 10

WTR TBL 1209

MKDNR001727





ATWOOD AVENUE

 MONITOR WELL WITH GROUNDWATER ELEVATION (FT, MSL)  
 844.21  
 — 845 — GROUNDWATER ELEVATION (FEET, MSL)



NORTH

SCALE IN FEET



*RIN Environmental Services, LLC*

Surface Water Studies  
 Groundwater Studies  
 Site Investigations

4631 COUNTY ROAD A OREGON, WISCONSIN 53575 (608) 576-3001

MADISON-KIPP CORP.  
 MADISON, WISCONSIN  
 WATER TABLE  
 DECEMBER 2009

**FIGURE**  
**6**

**DRAWN BY**

**PROJ. No.**

**DATE**

**FILE NAME**

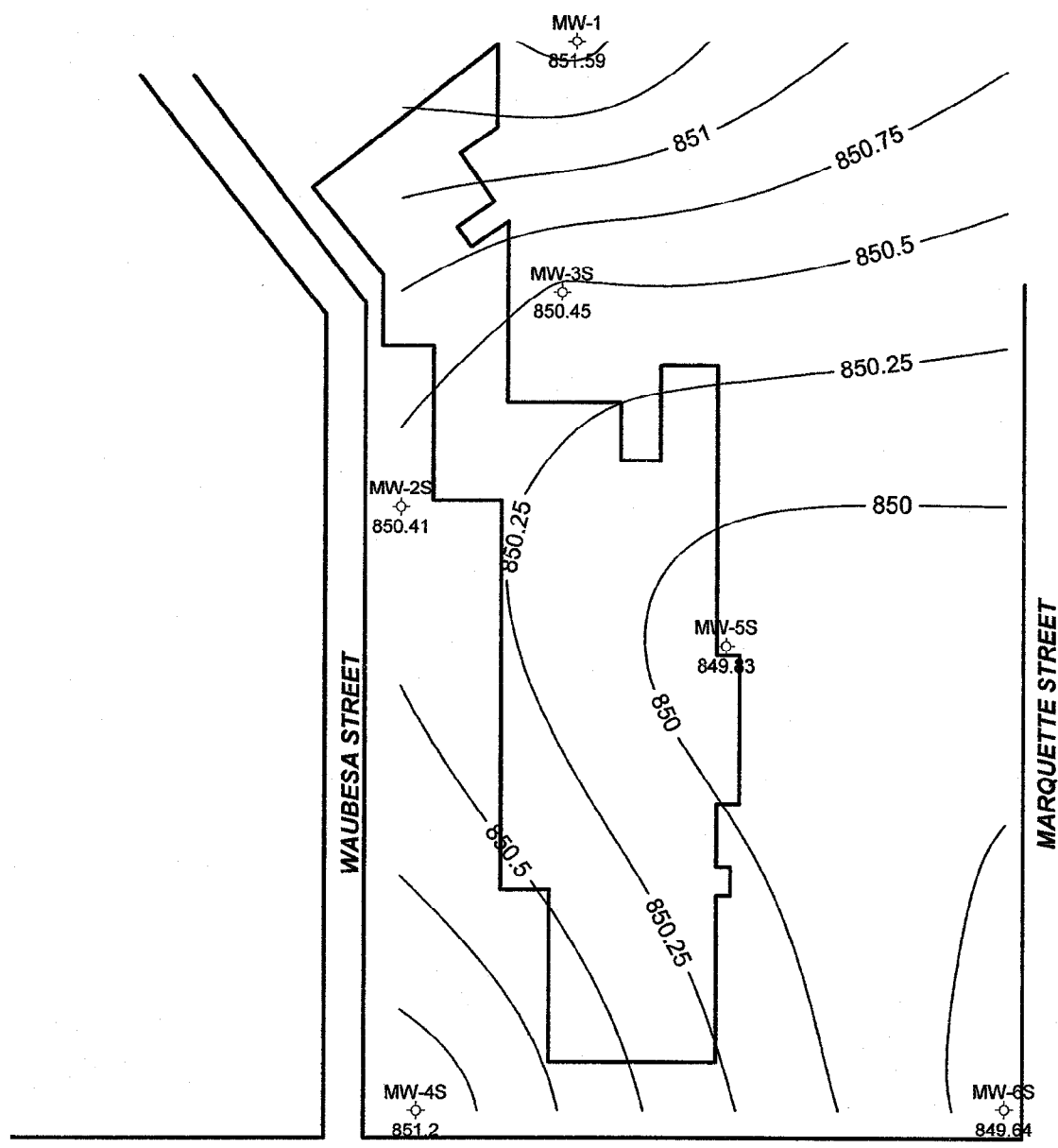
RN

09-101


22 JAN 10

WTR TBL 1209

MKDNR000983




ATWOOD AVENUE

 MONITOR WELL WITH  
 GROUNDWATER ELEVATION (FT, MSL)  
 844.21  
 — 845 — GROUNDWATER ELEVATION  
 (FEET, MSL)



NORTH

SCALE IN FEET



*RJN Environmental Services, LLC*

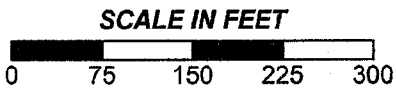
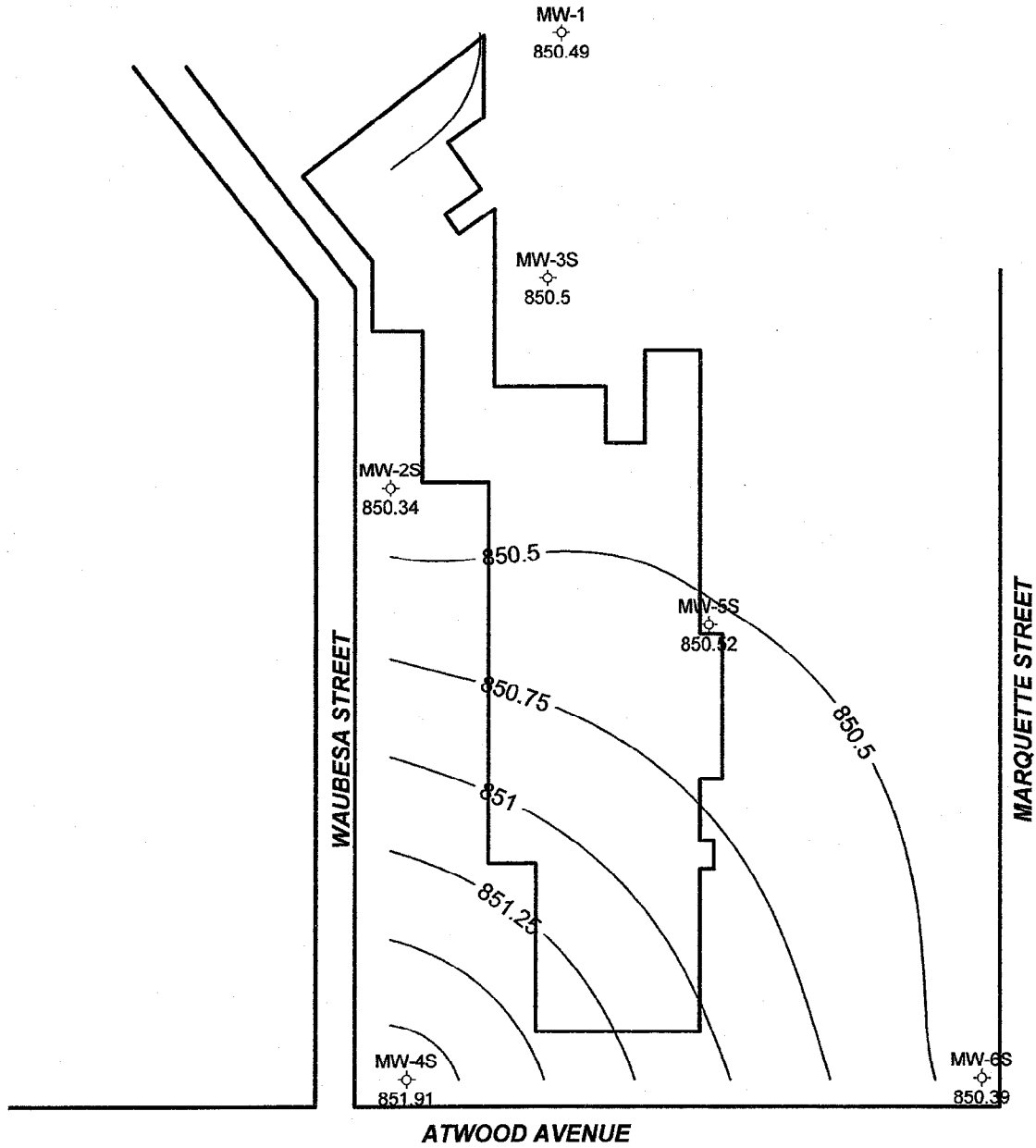
Surface Water Studies  
 Groundwater Studies  
 Site Investigations

4631 COUNTY ROAD A OREGON, WISCONSIN 53575 (608) 578-3001

MADISON-KIPP CORP.  
 MADISON, WISCONSIN  
 WATER TABLE  
 JULY 1, 2010

FIGURE  
 2

DRAWN BY	PROJ. No.	DATE	FILE NAME
RN	09-101	07 JAN 11	WT 070110



◆ MONITOR WELL WITH  
 844.21 GROUNDWATER ELEVATION (FT, MSL)  
 — 845 — GROUNDWATER ELEVATION  
 (FEET, MSL)

FIGURE  
3

MADISON-KIPP CORP.  
MADISON, WISCONSIN  
WATER TABLE  
OCTOBER 1, 2010

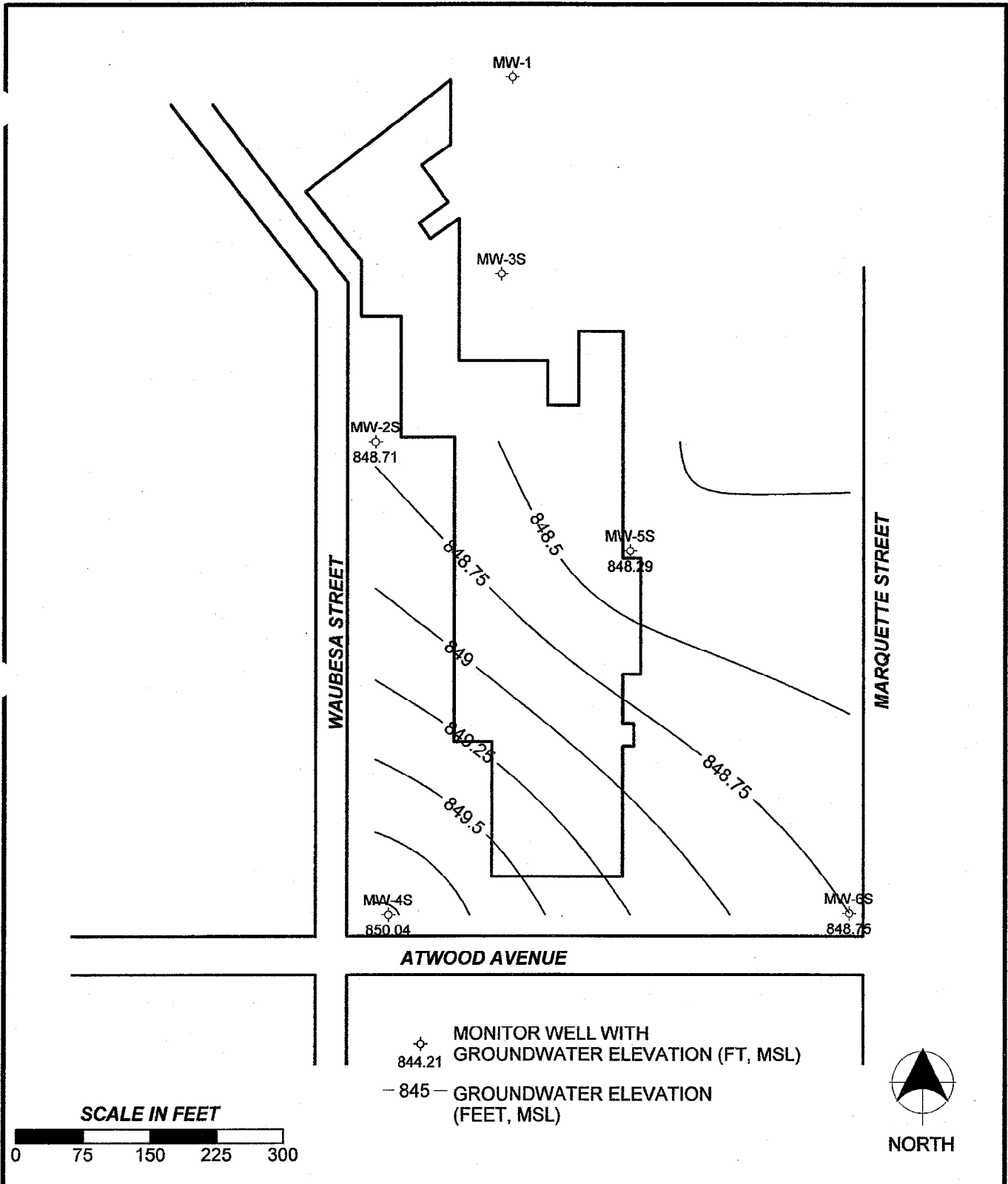
*RIN Environmental Services, LLC*


Surface Water Studies  
Groundwater Studies  
Site Investigations

4631 COUNTY ROAD A OREGON, WISCONSIN 53575 (608) 576-3001

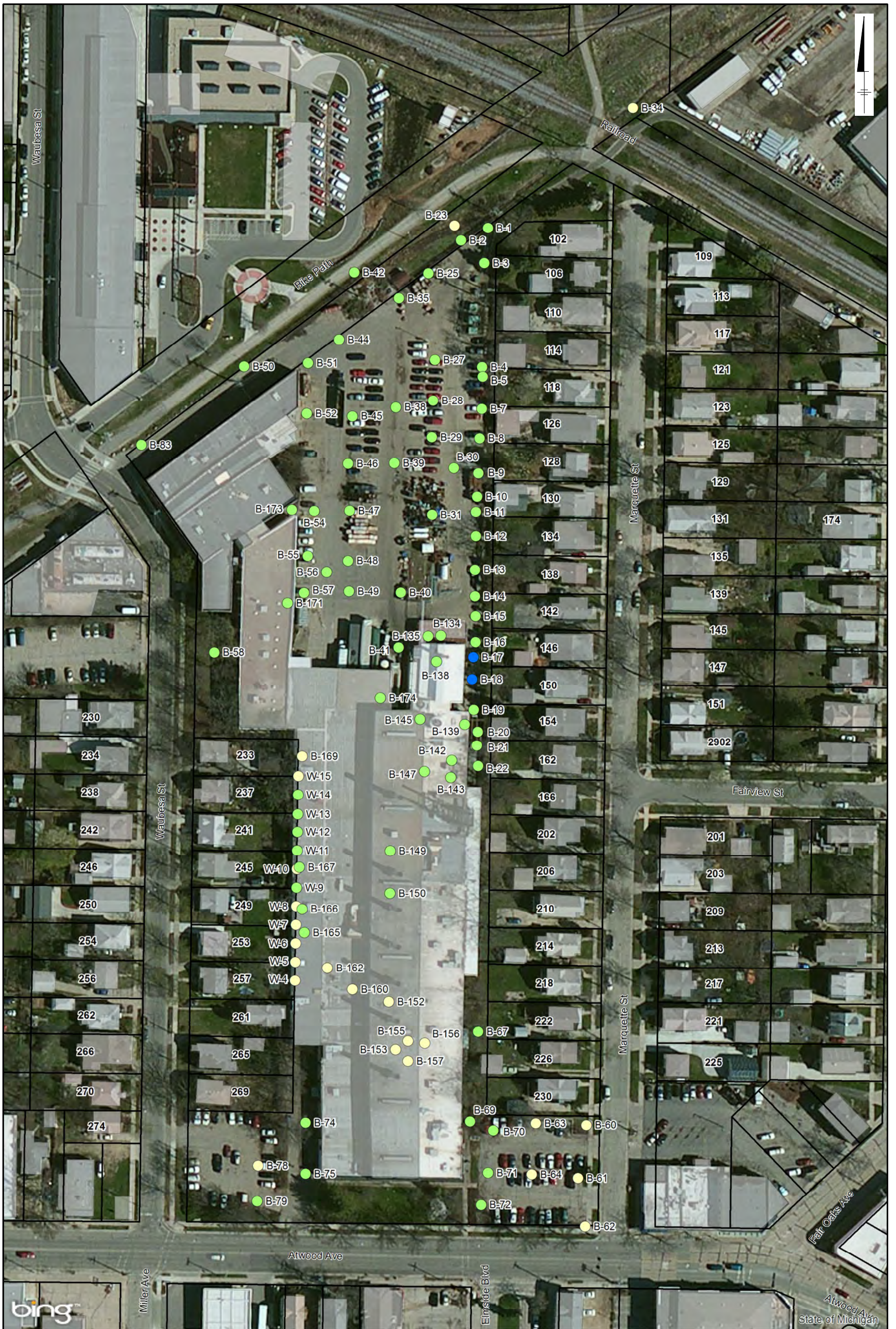
DRAWN BY	PROJ. No.	DATE	FILE NAME
RN	09-101	06 JAN 11	WT 100110

MKDNR000981



 <p><b>RIN Environmental Services, LLC</b>          Surface Water Studies          Groundwater Studies          Site Investigations</p> <p>4631 COUNTY ROAD A OREGON, WISCONSIN 53575 (608) 576-3001</p>	<b>MADISON-KIPP CORP.</b> <b>MADISON, WISCONSIN</b> <b>WATER TABLE</b> <b>DECEMBER 28, 2010</b>			<b>FIGURE</b> <b>4</b>
	<b>DRAWN BY</b>	<b>PROJ. No.</b>	<b>DATE</b>	<b>FILE NAME</b>
	RN	09-101	07 JAN 11	WT 122810

**Attachment F**  
**PCE and PAH Soil Maps**



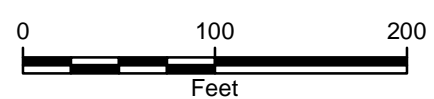
CITY: MKE DIV/GROUP: IM\_DB: GM\_LD: CK MADISON-KIPP  
 G:\GIS\Projects\MadisonKipp\2013\WDR\Updates\Figs-1\_SoilPCE\_0to2.mxd

**LEGEND**

- TETRACHLOROETHENE (PCE) DETECTED ABOVE INDUSTRIAL DIRECT CONTACT RESIDUAL CONTAMINANT LEVEL
- PCE DETECTED BELOW INDUSTRIAL DIRECT CONTACT RESIDUAL CONTAMINANT LEVEL
- NO PCE DETECTED ABOVE LABORATORY DETECTION LIMITS

- PARCELS
- BUILDING FOOTPRINTS

NOTE:  
 SOILS WERE REMOVED IN THE AREA OF SOIL BORINGS B-13 THROUGH B-18, B-40 AND W-4 THROUGH W-15 AS PART OF ON-SITE AND OFF-SITE EXCAVATION ACTIVITIES.

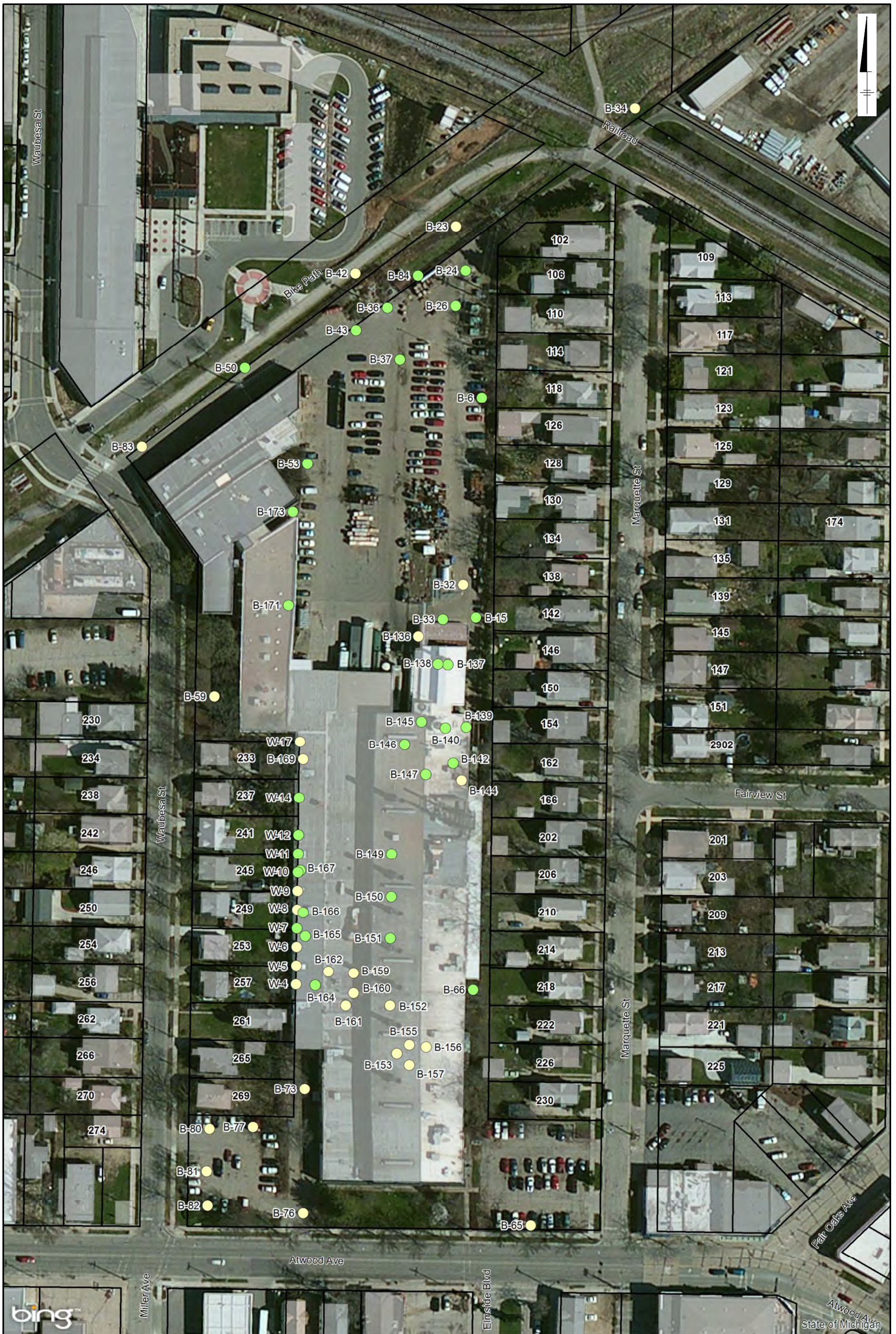


MADISON-KIPP CORPORATION  
 201 WAUBESA STREET  
 MADISON, WISCONSIN  
 SITE INVESTIGATION REPORT ADDENDUM 2

**ON-SITE SOIL PCE RESULTS, 0 TO 2 FEET**



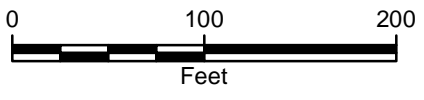
FIGURE  
**F-1**



CITY: MKE DIV/ GROUP: IM DB: GM LD: CK MADISON-KIPP  
 G:\GIS\Projects\MadisonKipp\2013\WDR\Updates\Figs-2\_SoilPCE\_2to4.mxd 9/30/2013, 12:20:58 PM

**LEGEND**

- TETRACHLOROETHENE (PCE) DETECTED BELOW INDUSTRIAL DIRECT CONTACT RESIDUAL CONTAMINANT LEVEL.
- NO PCE DETECTED ABOVE LABORATORY DETECTION LIMITS.
- PARCELS
- BUILDING FOOTPRINTS



**NOTE:**  
 SOILS WERE REMOVED IN THE AREA OF SOIL BORINGS B-15, B-32, AND W-4 THROUGH W-11 AS PART OF THE ON-SITE AND OFF-SITE EXCAVATION ACTIVITIES.

MADISON-KIPP CORPORATION  
 201 WAUBESA STREET  
 MADISON, WISCONSIN  
 SITE INVESTIGATION REPORT ADDENDUM 2

**ON-SITE SOIL PCE RESULTS, 2 TO 4 FEET**

**FIGURE F-2**

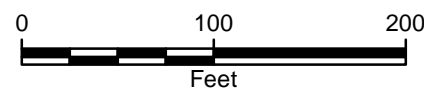




CITY: MKE DIV/GROUP: IM DB: GM LD: CK MADISON-KIPP  
G:\GIS\Projects\MadisonKipp\2013\WDR\Updates\Figs-3\_SoilPCE\_4.mxd 9/30/2013, 11:56:24 AM

**Legend**

- TETRACHLOROETHENE (PCE) DETECTED BELOW INDUSTRIAL DIRECT CONTACT RESIDUAL CONTAMINANT LEVEL.
- NO PCE DETECTED ABOVE LABORATORY DETECTION LIMITS.
- PARCELS
- BUILDING FOOTPRINTS




MADISON-KIPP CORPORATION  
201 WAUBESA STREET  
MADISON, WISCONSIN  
SITE INVESTIGATION REPORT ADDENDUM 2

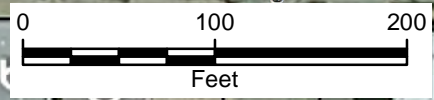
**ON-SITE SOIL PCE RESULTS,  
GREATER THAN 4 FEET**



FIGURE  
**F-3**



CITY: MKE DIV: GROUP: IM DB: GM LD: CK MADISON-KIPP  
 G:\GIS\Projects\MadisonKipp\2013\WDR\Updates\Figs-14\_SoilOffSitePCE\_0102.mxd



<p><b>LEGEND</b></p> <p><span style="color: green;">●</span> TETRACHLOROETHENE (PCE) DETECTED BELOW NON-INDUSTRIAL DIRECT CONTAMINANT RESIDUAL CONTAMINANT LEVEL</p> <p><span style="color: yellow;">●</span> NO PCE CONCENTRATIONS REPORTED ABOVE LABORATORY DETECTION LIMITS.</p>	<p><span style="border: 1px solid black; display: inline-block; width: 20px; height: 10px;"></span> PARCELS</p> <p><span style="background-color: lightgray; display: inline-block; width: 20px; height: 10px;"></span> BUILDING FOOTPRINTS</p>
---	---

**NOTES:**

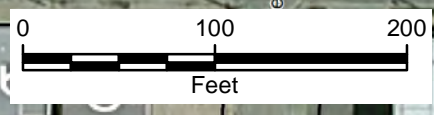

1) **106-1 (2)** SOIL SAMPLE 106-1 WAS RE-SAMPLED IN NOVEMBER 2012. SAMPLES WERE COLLECTED FROM 0 TO 1 FEET AND 1 TO 2 FEET. BOTH SAMPLES CONTAINED PCE CONCENTRATIONS BELOW RESIDUAL CONTAMINANT LEVELS.

2) SOILS WERE REMOVED IN THE AREA OF THE SOIL BORINGS COLLECTED ON THE 233 AND 241 THROUGH 257 WAUBESA STREET PROPERTIES AS PART OF THE OFF-SITE EXCAVATION ACTIVITIES.

MADISON-KIPP CORPORATION  
 201 WAUBESA STREET  
 MADISON, WISCONSIN  
 SITE INVESTIGATION REPORT ADDENDUM 2

**OFF-SITE SOIL PCE RESULTS, 0 TO 2 FEET**

**FIGURE F-4**



CITY: MKE DIV/GROUP: IM DB: GM LD: CK MADISON-KIPP  
G:\GIS\Projects\MadisonKipp\2013\WDR\Updates\Figs-13\_OffSiteSoilPCE\_2to4.mxd

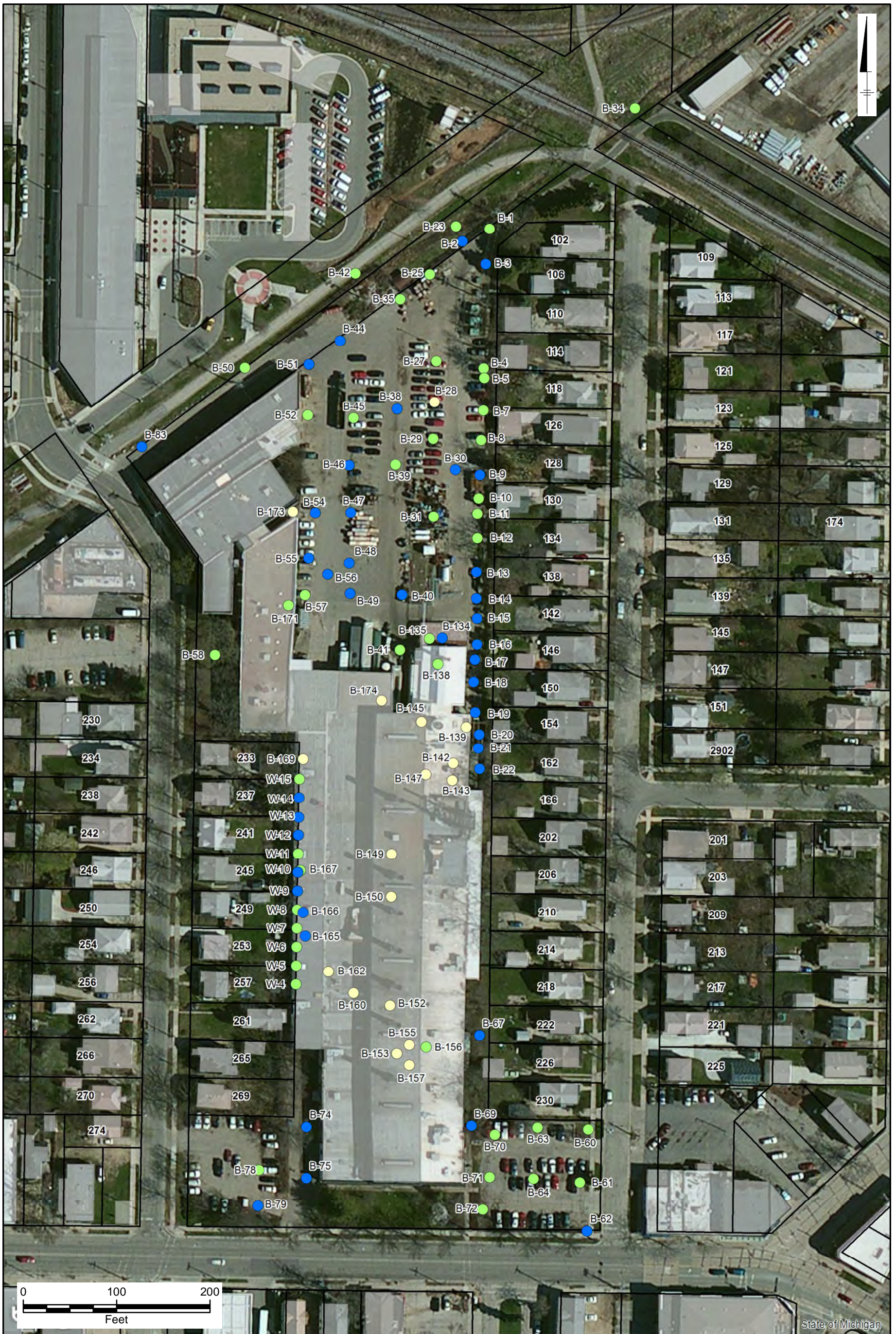
- LEGEND**
- TETRACHLOROETHENE (PCE) DETECTED BELOW NON-INDUSTRIAL DIRECT CONTACT RESIDUAL CONTAMINANT LEVEL.
  - NO PCE DETECTED ABOVE LABORATORY DETECTION LIMITS
  - PARCELS
  - BUILDING FOOTPRINTS

**NOTE:**  
SOILS WERE REMOVED IN THE AREA OF SOIL BORINGS 245-1 AND 245-2 AS PART OF THE OFF-SITE EXCAVATION ACTIVITIES.

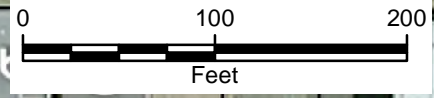
MADISON-KIPP CORPORATION  
201 WAUBESA STREET  
MADISON, WISCONSIN  
SITE INVESTIGATION REPORT ADDENDUM 2

**OFF-SITE SOIL PCE RESULTS, 2 TO 4 FEET**

**FIGURE F-5**



CITY: MKE DIV/ GROUP: IM DB: GM LD: CK MADISON-KIPP  
G:\GIS\Projects\MadisonKipp\2013\WDR\Updates\Figs-7\_SoilPAH\_0to2.mxd 9/30/2013, 12:31:42 PM



**LEGEND**

- POLYNUCLEAR AROMATIC HYDROCARBON(S) (PAH) DETECTED ABOVE INDUSTRIAL DIRECT CONTACT RESIDUAL CONTAMINANT LEVEL.
- PAH(S) DETECTED BELOW INDUSTRIAL DIRECT CONTACT RESIDUAL CONTAMINANT LEVEL.
- NO PAHS DETECTED ABOVE LABORATORY DETECTION LIMITS.

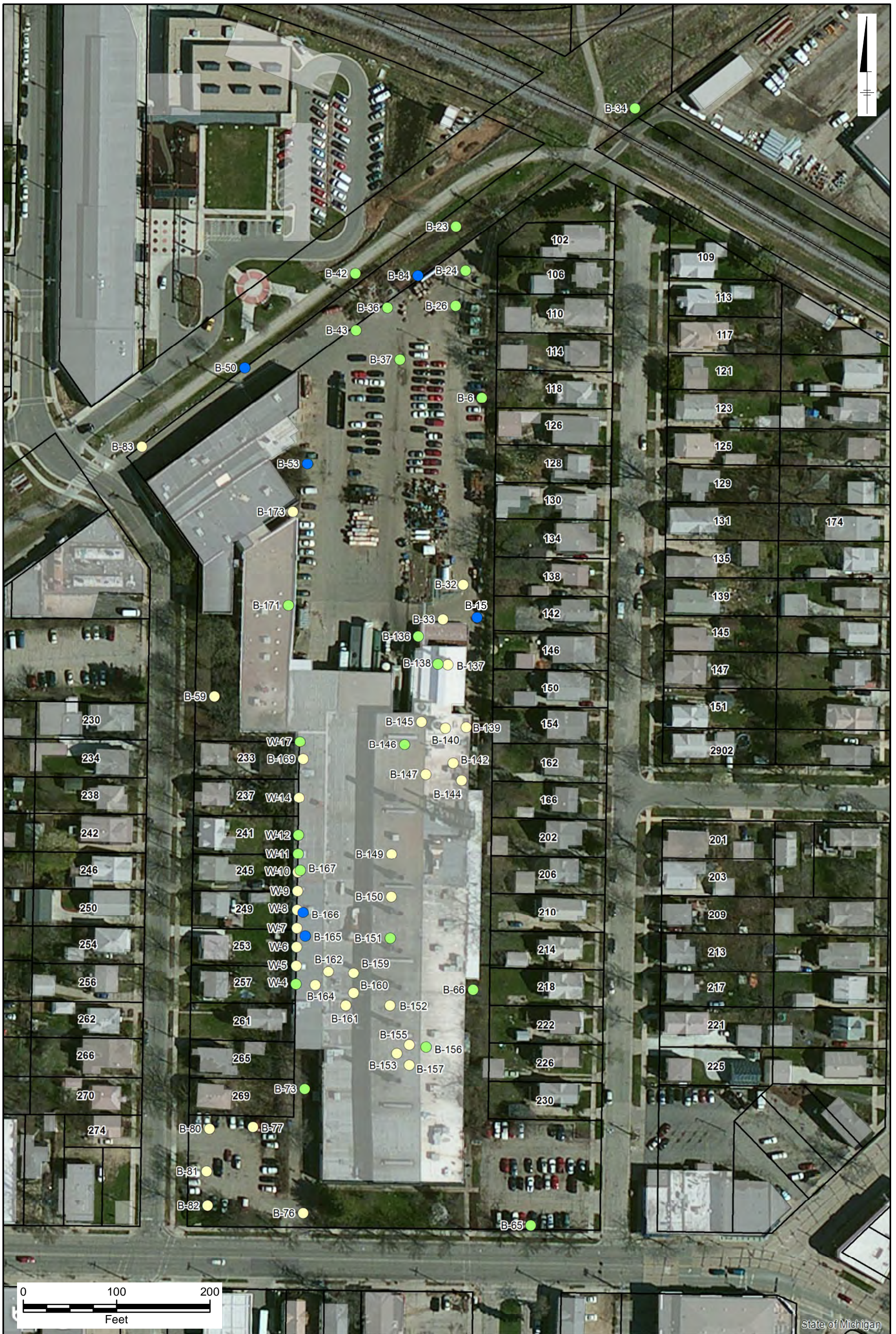
- PARCELS
- BUILDING FOOTPRINTS

NOTE:  
SOILS WERE REMOVED IN THE AREA OF SOIL BORINGS B-13 THROUGH B-18, B-40 AND W-4 THROUGH W-15 AS PART OF ON-SITE AND OFF-SITE EXCAVATION ACTIVITIES.

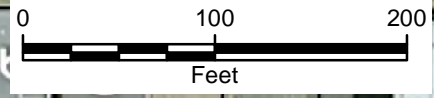
MADISON-KIPP CORPORATION  
201 WAUBESA STREET  
MADISON, WISCONSIN  
SITE INVESTIGATION REPORT ADDENDUM 2

**ON-SITE SOIL PAH RESULTS, 0 TO 2 FEET**

**FIGURE F-6**



CITY: MKE DIV/GROUP: IM DB: GM LD: CK MADISON-KIPP  
G:\GIS\Projects\MadisonKipp\2013\WDR\Updates\Figs-8\_SoilPAHs\_2to4.mxd



State of Michigan

**LEGEND**


- POLYNUCLEAR AROMATIC HYDROCARBON(S) (PAH) ABOVE INDUSTRIAL DIRECT CONTACT RESIDUAL CONTAMINANT LEVEL.
- PAH(S) DETECTED BELOW INDUSTRIAL DIRECT CONTACT RESIDUAL CONTAMINANT LEVEL.
- NO PAHS DETECTED ABOVE LABORATORY DETECTION LIMITS.
- PARCELS
- BUILDING FOOTPRINTS

NOTE:  
SOILS WERE REMOVED IN THE AREA OF SOIL BORINGS B-15, B-32, AND W-4 THROUGH W-11 AS PART OF ON-SITE AND OFF-SITE EXCAVATION ACTIVITIES.

MADISON-KIPP CORPORATION  
201 WAUBESA STREET  
MADISON, WISCONSIN  
SITE INVESTIGATION REPORT ADDENDUM 2

**ON-SITE SOIL PAH RESULTS, 2 TO 4 FEET**

**FIGURE F-7**



CITY: MKE DIV/GROUP: IM DB: GM LD: CK MADISON-KIPP  
 G:\GIS\Projects\MadisonKipp\2013\WDR\Updates\Figs-9\_SoilPAH\_4.mxd




LEGEND	
<span style="color: blue;">●</span>	POLYNUCLEAR AROMATIC HYDROCARBON(S) (PAHS) DETECTED ABOVE INDUSTRIAL DIRECT CONTACT RESIDUAL CONTAMINANT LEVEL.
<span style="color: green;">●</span>	PAH(S) DETECTED BELOW INDUSTRIAL DIRECT CONTACT RESIDUAL CONTAMINANT LEVEL.
<span style="color: yellow;">●</span>	NO PAH(S) DETECTED ABOVE LABORATORY DETECTION LIMITS.
	PARCELS
	BUILDING FOOTPRINTS

MADISON-KIPP CORPORATION  
 201 WAUBESA STREET  
 MADISON, WISCONSIN  
 SITE INVESTIGATION REPORT ADDENDUM 2

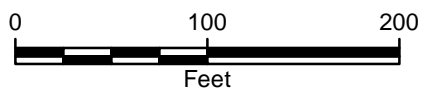
**ON-SITE SOIL PAH RESULTS,  
 GREATER THAN 4 FEET**

**ARCADIS** | **FIGURE F-8**



CITY: MKE DIV: GROUP: IM DB: GM LD: CK MADISON-KIPP  
 G:\GIS\Projects\MadisonKipp\2013\WDR\Updates\Figs-17\_OffSiteSoilPAH\_0102.mxd 9/30/2013, 12:38:45 PM

- LEGEND**
- POLYNUCLEAR AROMATIC HYDROCARBON(S) (PAHS) DETECTED ABOVE NON-INDUSTRIAL DIRECT CONTACT RESIDUAL CONTAMINANT LEVEL.
  - PAH(S) DETECTED BELOW NON-INDUSTRIAL DIRECT CONTACT RESIDUAL CONTAMINANT LEVEL.
  - PARCELS
  - BUILDING FOOTPRINTS




NOTE:  
 SOILS WERE REMOVED IN THE AREA OF THE SOIL BORINGS COLLECTED ON THE 233 AND 241 THROUGH 257 WAUBESA STREET PROPERTIES AS PART OF THE OFF-SITE EXCAVATION ACTIVITIES.

MADISON-KIPP CORPORATION  
 201 WAUBESA STREET  
 MADISON, WISCONSIN  
 SITE INVESTIGATION REPORT ADDENDUM 2

**OFF-SITE SOIL PAH RESULTS, 0 TO 2 FEET**

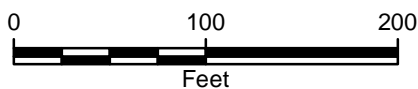
**FIGURE F-9**



CITY: MKE DIV: GROUP: IM DB: GM LD: CK MADISON-KIPP  
 G:\GIS\Projects\MadisonKipp\2013\WDR\Updates\Figs-18\_SoilOffSitePAHs\_2to4.mxd 9/30/2013, 12:42:06 PM

**LEGEND**

- POLYNUCLEAR AROMATIC HYDROCARBON(S) (PAHS) DETECTED ABOVE NON-INDUSTRIAL DIRECT CONTACT RESIDUAL CONTAMINANT LEVEL.
- PAH(S) DETECTED BELOW NON-INDUSTRIAL DIRECT CONTACT RESIDUAL CONTAMINANT LEVEL.
- NO PAH(S) REPORTED ABOVE LABORATORY DETECTION LIMITS.
- PARCELS
- BUILDING FOOTPRINTS



NOTE:  
 SOILS WERE REMOVED IN THE AREA OF SOIL BORINGS 245-1 AND 245-2 AS PART OF THE OFF-SITE EXCAVATION ACTIVITIES.

MADISON-KIPP CORPORATION  
 201 WAUBESA STREET  
 MADISON, WISCONSIN  
 SITE INVESTIGATION REPORT ADDENDUM 2

**OFF-SITE SOIL PAH RESULTS, 2 TO 4 FEET**

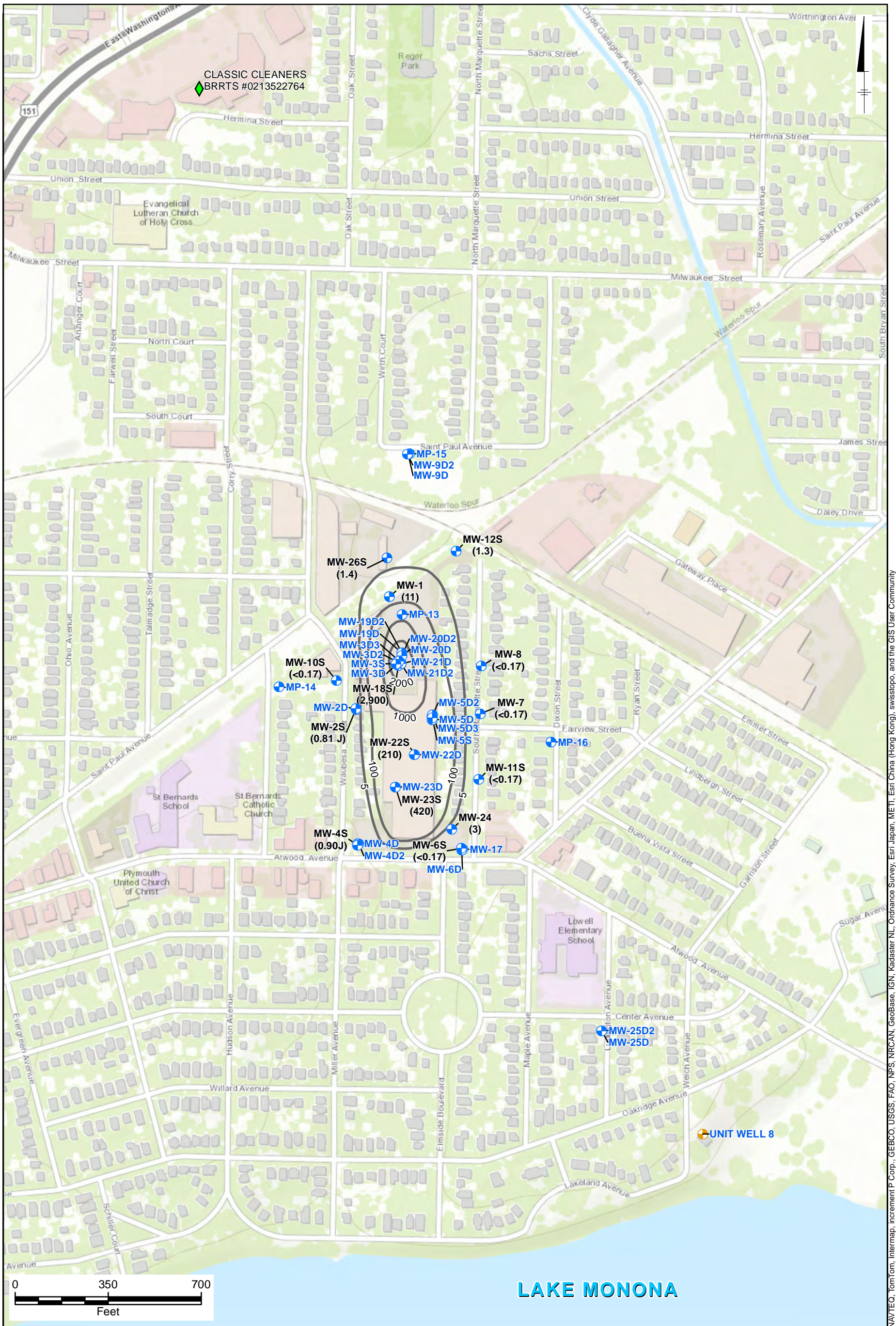


FIGURE  
**F-10**

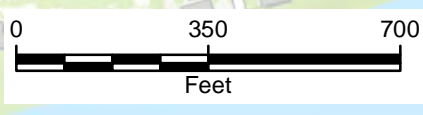


**Attachment G**

**Groundwater Isoconcentration Maps**



CITY: MKE DIV/GROUP: IM DB: GM LD: CK MADISON-KIPP  
 G:\GIS\Projects\MadisonKipp\2013\WDR\Updates\PC\JULY2013\_20130927.mxd

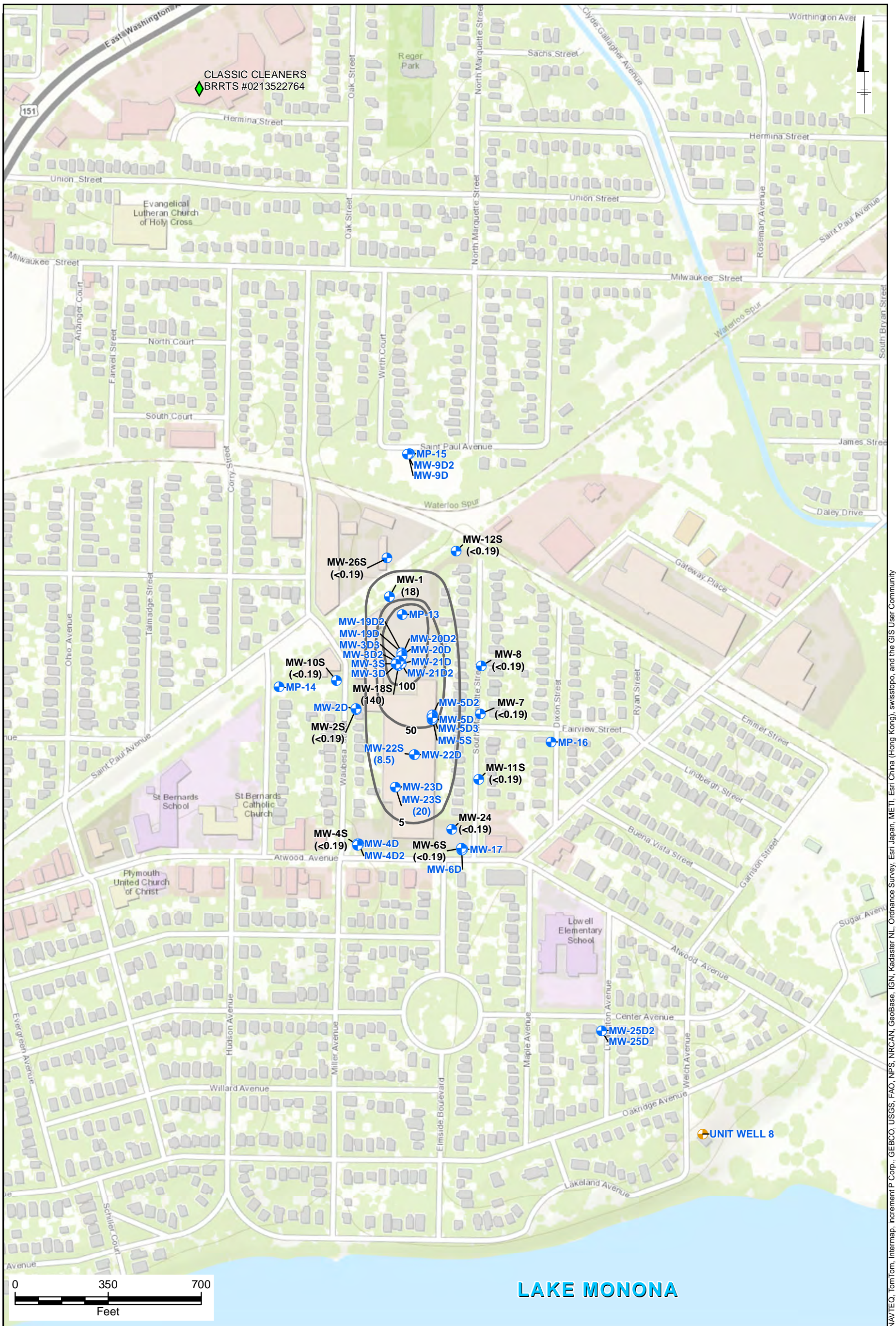


LEGEND	
	CLOSED SITE (COMPLETED CLEANUP)
	UNIT WELL 8
	MONITORING WELL
<b>(210)</b>	TETRACHLOROETHENE (PCE) CONCENTRATIONS REPORTED IN MICROGRAMS PER LITER (µg/L).
	PCE ISOCONCENTRATION CONTOUR
J	CONCENTRATION IS ESTIMATED

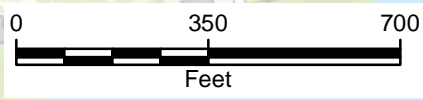
NOTES:  
 1) THE LOCATION OF MW-26S IS APPROXIMATE  
 2) WATER TABLE ENCOUNTERED BETWEEN APPROXIMATELY 2 - 33' BELOW LAND SURFACE

MADISON-KIPP CORPORATION 201 WAUBESA STREET MADISON, WISCONSIN SITE INVESTIGATION REPORT ADDENDUM 2
<b>WATER TABLE TETRACHLOROETHENE          ISOCONCENTRATION MAP,          JULY 2013</b>
<b>FIGURE          G-1</b>

Service Layer Credits: Sources: Esri, DeLorme, NAVTEQ, TomTom, Intermap, increment P Corp., GEBCO, USGS, FAO, NPS, NRCAN, GeoBase, IGN, Kadaster NL, Ordnance Survey, Esri Japan, METI, Esri China (Hong Kong), swisstopo, and the GIS User Community



CITY: MKE DIV/GROUP: IM DB: GM LD: CK MADISON-KIPP  
 G:\GIS\Projects\MadisonKipp\2013\WDR\Updates\TCE\JULY2013\_20130927.mxd



**LEGEND**

- ◆ CLOSED SITE (COMPLETED CLEANUP)
- UNIT WELL 8
- ⊕ MONITORING WELL
- (18) TRICHLOROETHENE (TCE) CONCENTRATIONS REPORTED IN MICROGRAMS PER LITER (µg/L).
- 5— TCE ISOCONCENTRATION CONTOUR

NOTES:  
 1) THE LOCATION OF MW-26S IS APPROXIMATE  
 2) WATER TABLE ENCOUNTERED BETWEEN APPROXIMATELY 2 - 33' BELOW LAND SURFACE

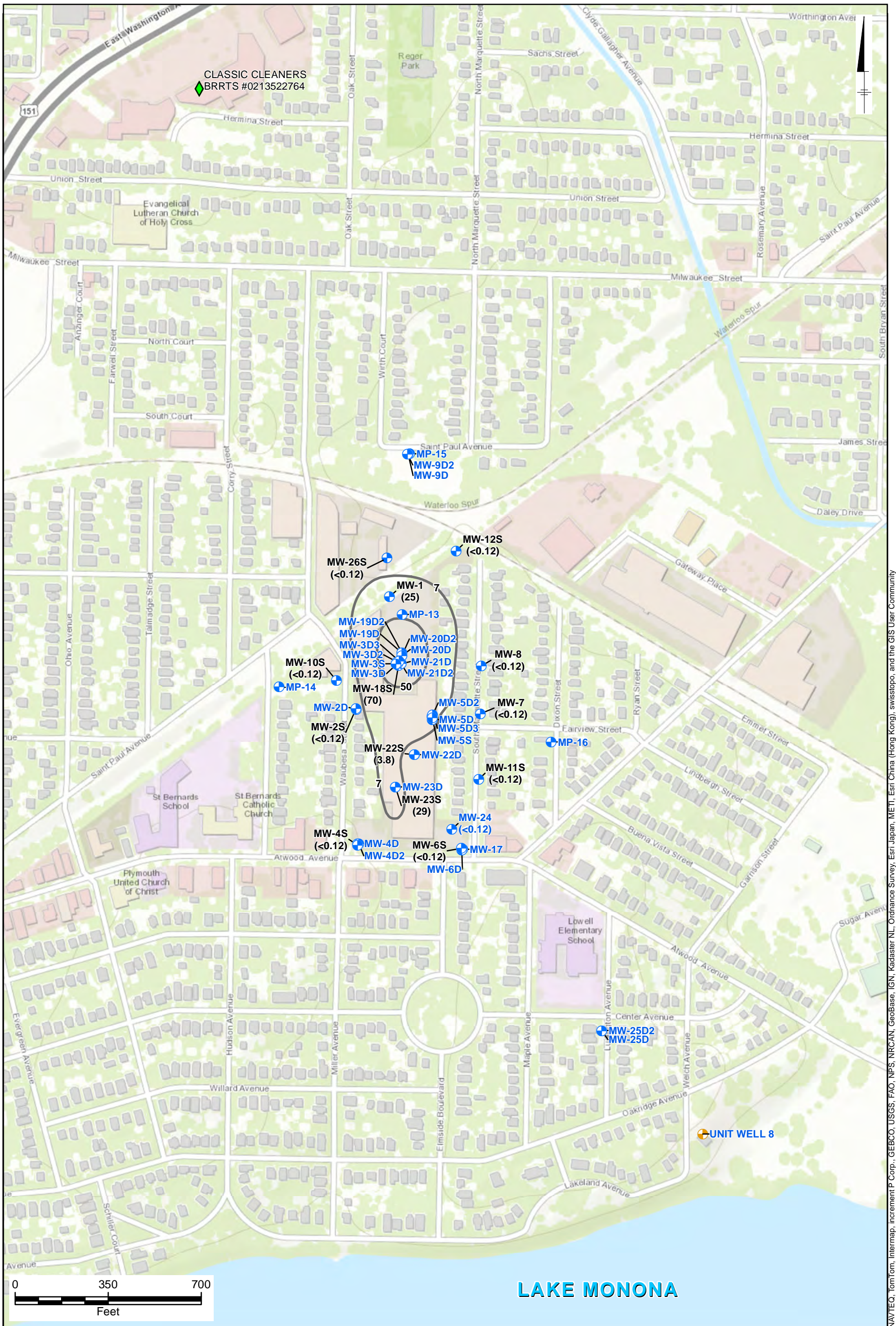
MADISON-KIPP CORPORATION  
 201 WAUBESA STREET  
 MADISON, WISCONSIN  
 SITE INVESTIGATION REPORT ADDENDUM 2

**WATER TABLE TRICHLOROETHENE ISOCONCENTRATION MAP, JULY 2013**



**FIGURE G-2**

Service Layer Credits: Sources: Esri, DeLorme, NAVTEQ, TomTom, Intermap, increment P Corp., GEBCO, USGS, FAO, NPS, NRCAN, GeoBase, IGN, Kadaster NL, Ordnance Survey, Esri Japan, METI, Esri China (Hong Kong), swisstopo, and the GIS User Community



CITY: MKE DIV/GROUP: IM DB: GM LD: CK MADISON-KIPP  
 G:\GIS\Projects\MadisonKipp\2013\WDR\Updates\CIS\JULY2013\_20130927.mxd

LEGEND	
	CLOSED SITE (COMPLETED CLEANUP)
	UNIT WELL 8
	MONITORING WELL
(70)	CIS-1,2-DICHLOROETHENE CONCENTRATIONS REPORTED IN MICROGRAMS PER LITER (µg/L).
—7—	CIS-1,2-DICHLOROETHENE ISOCONCENTRATION CONTOUR

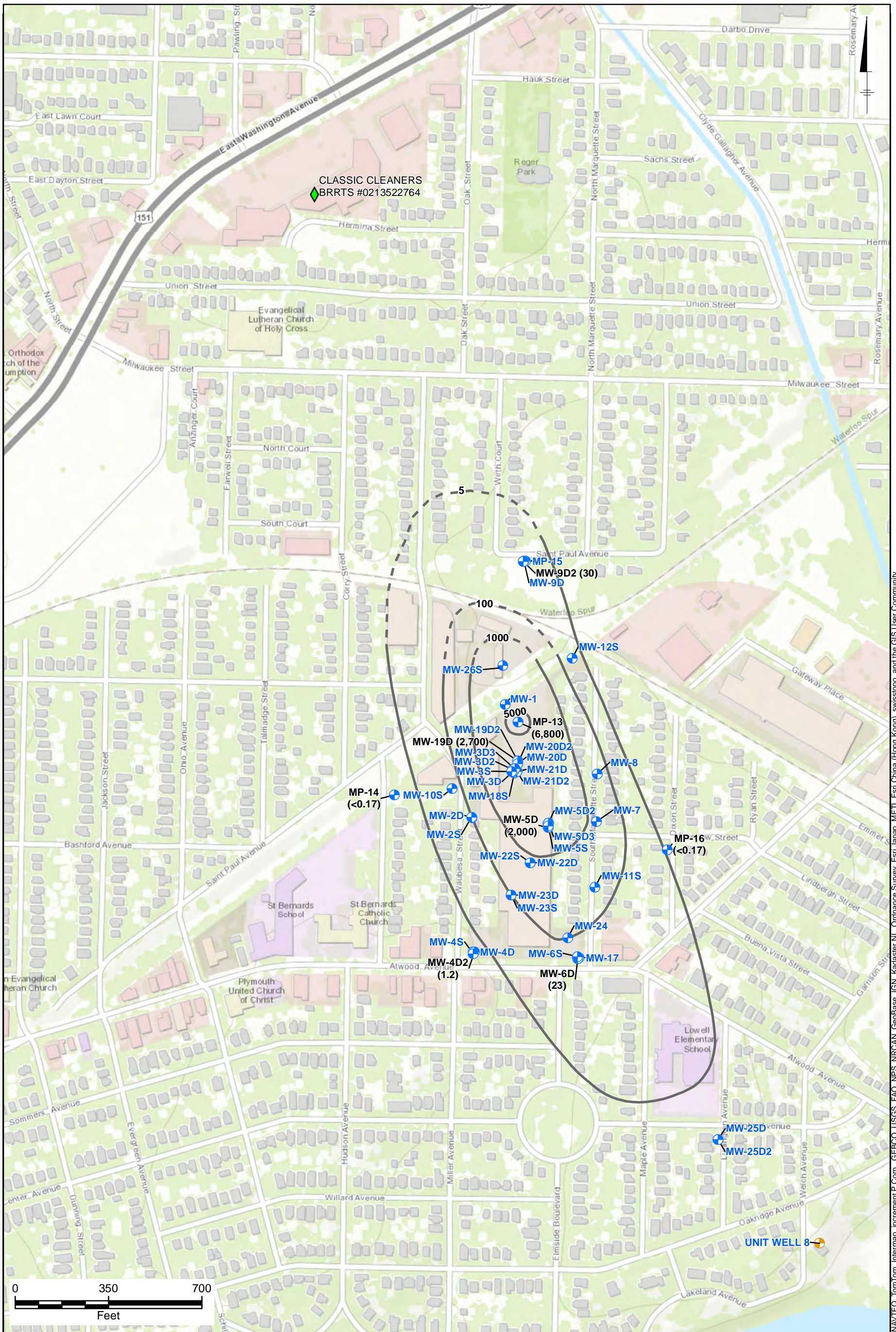
NOTES:  
 1) THE LOCATION OF MW-26S IS APPROXIMATE  
 2) WATER TABLE ENCOUNTERED BETWEEN APPROXIMATELY 2 - 33' BELOW LAND SURFACE

MADISON-KIPP CORPORATION  
 201 WAUBESA STREET  
 MADISON, WISCONSIN  
 SITE INVESTIGATION REPORT ADDENDUM 2

**WATER TABLE  
 CIS-1,2 DICHLOROETHENE  
 ISOCONCENTRATION MAP, JULY 2013**

**FIGURE  
 G-3**

Service Layer Credits: Sources: Esri, DeLorme, NAVTEQ, TomTom, Intermap, increment P Corp., GEBCO, USGS, FAO, NPS, NRCAN, GeoBase, IGN, Kadaster NL, Ordnance Survey, Esri Japan, METI, Esri China (Hong Kong), swisstopo, and the GIS User Community



CITY: MKE DIV: GROUP: IM DB: GM LD: CK MADISON-KIPP  
 G:\GIS\Projects\MadisonKipp\2013\WDR\Updates\LOWER LONE ROCK\PCF\JULY 2013\_20130927.mxd

**LEGEND**

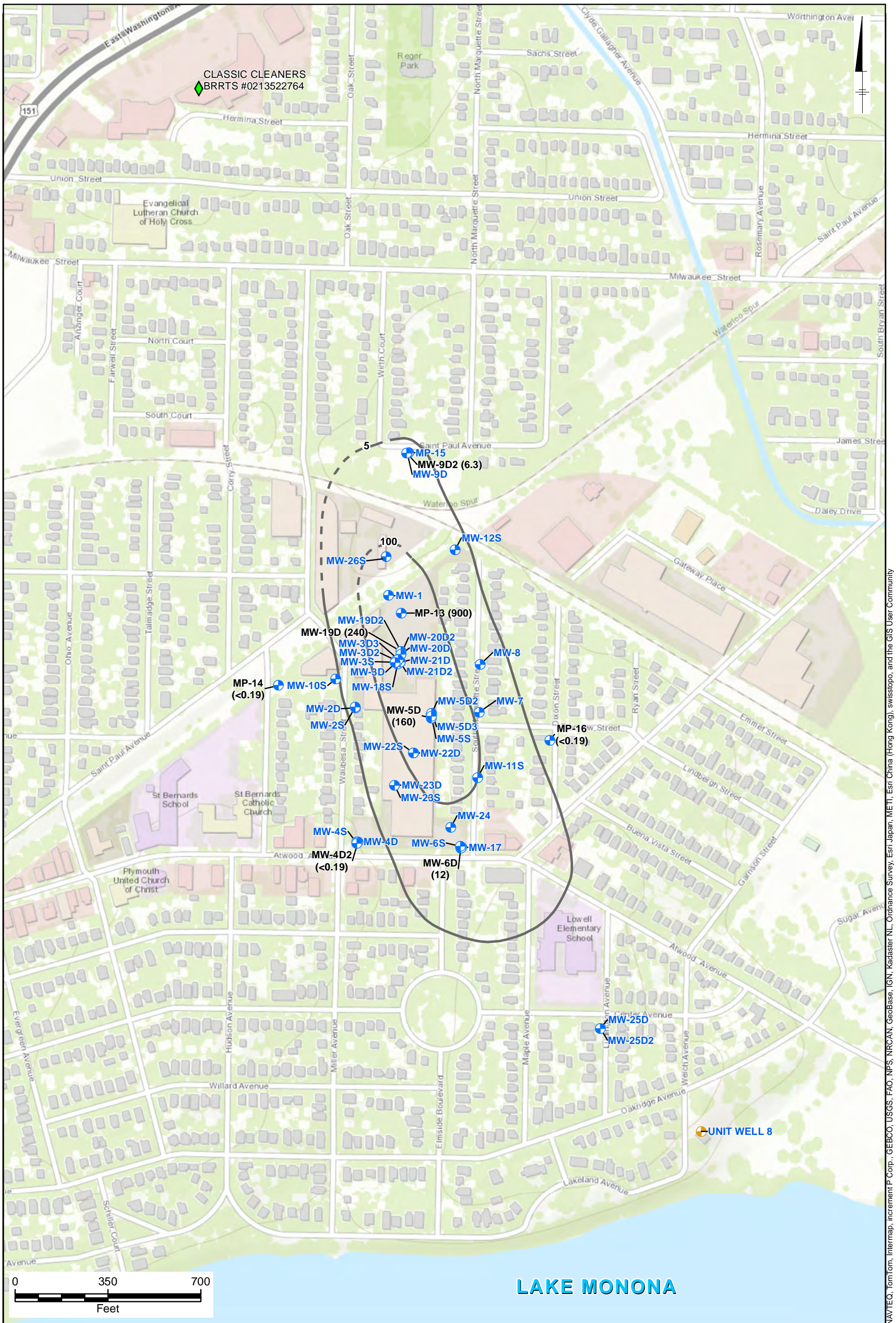
- ◆ CLOSED SITE (COMPLETED CLEANUP)
- ⊕ UNIT WELL 8
- ⊕ MONITORING WELL
- (2,700) TETRACHLOROETHENE (PCE) CONCENTRATIONS REPORTED IN MICROGRAMS PER LITER (µg/L).
- 5— PCE ISOCONCENTRATION CONTOUR (DASHED WHERE INFERRED)

**NOTES:**

- 1) THE LOCATION OF MW-26S IS APPROXIMATE
- 2) LOWER LONE ROCK FORMATION WATER LEVELS ENCOUNTERED BETWEEN APPROXIMATELY 7 - 33' BELOW LAND SURFACE

MADISON-KIPP CORPORATION 201 WAUBESA STREET MADISON, WISCONSIN SITE INVESTIGATION REPORT ADDENDUM 2	
<b>LOWER LONE ROCK FORMATION          TETRACHLOROETHENE          ISOCONCENTRATION MAP, JULY 2013</b>	
	<b>FIGURE          G-4</b>

Service Layer Credits: Sources: Esri, DeLorme, NAVTEQ, TomTom, Intermap, increment P Corp., GEBCO, USGS, FAO, NPS, NRCAN, GeoBase, IGN, Kadaster NL, Ordnance Survey, Esri Japan, METI, Esri China (Hong Kong), swisstopo, and the GIS User Community



CITY: MKE DIV/GROUP: IM DB: GM LD: CK MADISON-KIPP  
 G:\GIS\Projects\MadisonKipp\2013\WDR\Updates\LOWERLONEROCKTCE\JULY2013\_20130927.mxd

LEGEND	
	CLOSED SITE (COMPLETED CLEANUP)
	UNIT WELL 8
	MONITORING WELL
(900)	TRICHLOROETHENE (TCE) CONCENTRATIONS REPORTED IN MICROGRAMS PER LITER (µg/L).
	TCE ISOCONCENTRATION CONTOUR (DASHED WHERE INFERRED)

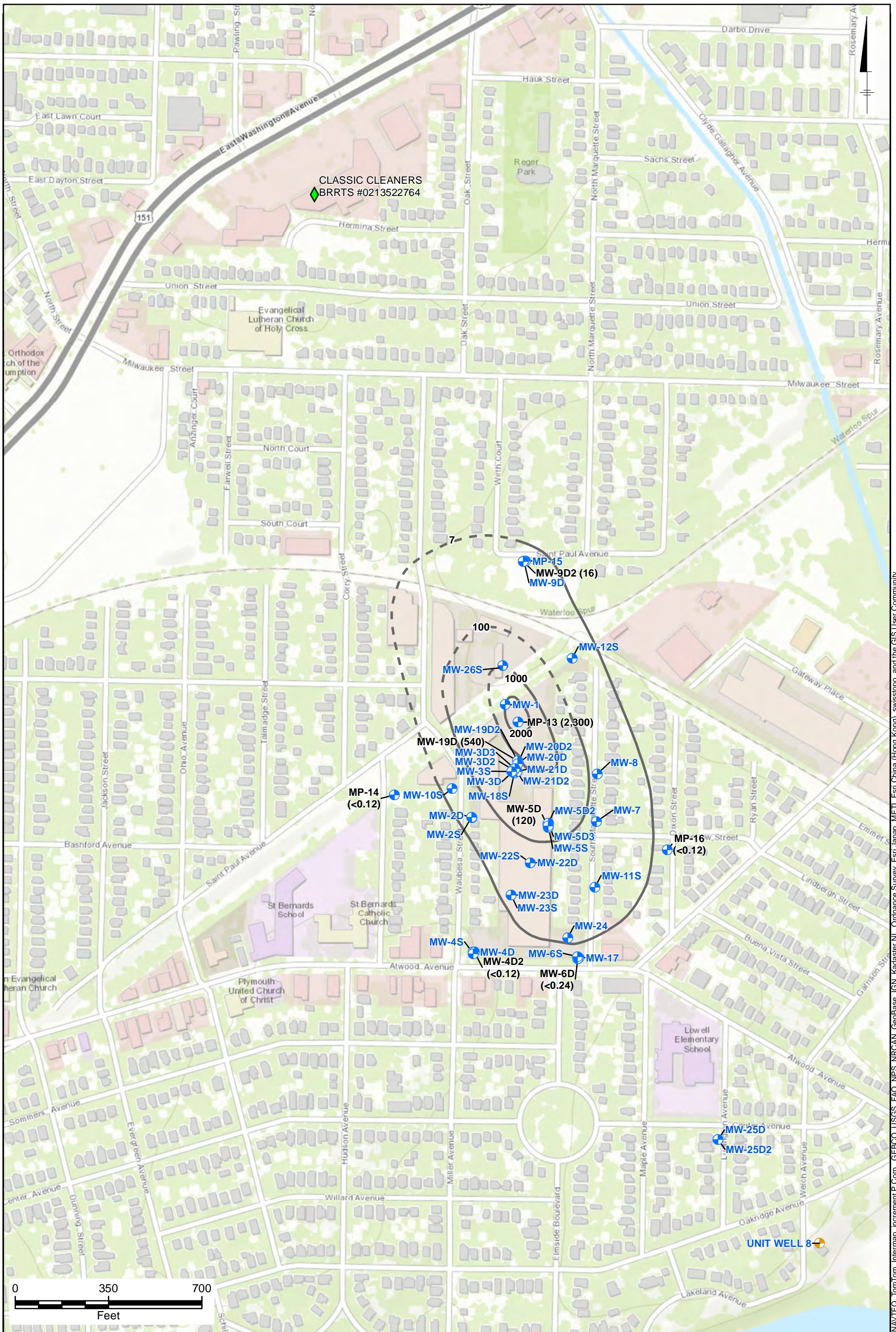
NOTES:  
 1) THE LOCATION OF MW-26S IS APPROXIMATE  
 2) LOWER LONE ROCK FORMATION WATER LEVELS ENCOUNTERED BETWEEN APPROXIMATELY 7 - 33' BELOW LAND SURFACE

MADISON-KIPP CORPORATION  
 201 WAUBESA STREET  
 MADISON, WISCONSIN  
 SITE INVESTIGATION REPORT ADDENDUM 2

**LOWER LONE ROCK FORMATION  
 TRICHLOROETHENE ISOCONCENTRATION MAP,  
 JULY 2013**

**FIGURE  
G-5**

Service Layer Credits: Sources: Esri, DeLorme, NAVTEQ, TomTom, Intermap, increment P Corp., GEBCO, USGS, FAO, NPS, NRCAN, GeoBase, IGN, Kadaster NL, Ordnance Survey, Esri Japan, METI, Esri China (Hong Kong), swisstopo, and the GIS User Community



CITY: MKE DIV: GROUP: IM DB: GM LD: CK MADISON-KIPP  
 G:\GIS\Projects\MadisonKipp\2013\WDR\Updates\LOWERLONEROCK\CIS\JULY2013\_20130927.mxd

- LEGEND**
- ◆ CLOSED SITE (COMPLETED CLEANUP)
  - ⊕ UNIT WELL 8
  - ⊕ MONITORING WELL
  - (2,000) CIS-1,2 DICHLOROETHENE CONCENTRATIONS REPORTED IN MICROGRAMS PER LITER (µg/L).
  - 5— CIS-1,2 DICHLOROETHENE ISOCONCENTRATION CONTOUR (DASHED WHERE INFERRED)

**NOTES:**

- 1) THE LOCATION OF MW-26S IS APPROXIMATE
- 2) LOWER LONE ROCK FORMATION WATER LEVELS ENCOUNTERED BETWEEN APPROXIMATELY 7 - 33' BELOW LAND SURFACE

MADISON-KIPP CORPORATION  
 201 WAUBESA STREET  
 MADISON, WISCONSIN  
 SITE INVESTIGATION REPORT ADDENDUM 2

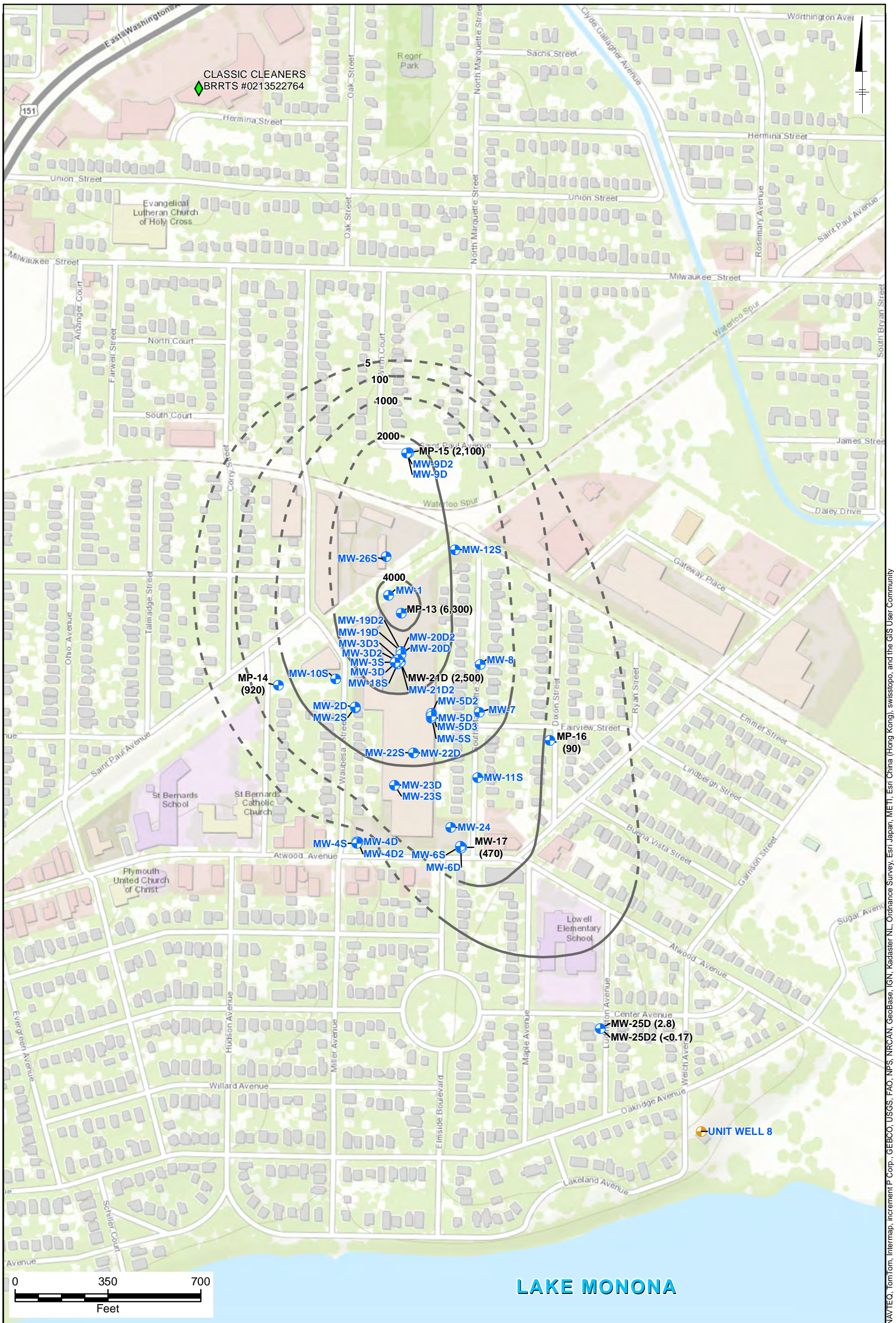
---

**LOWER LONE ROCK FORMATION  
 CIS-1,2 DICHLOROETHENE  
 ISOCONCENTRATION MAP, JULY 2013**

---

**FIGURE  
G-6**

Service Layer Credits: Sources: Esri, DeLorme, NAVTEQ, TomTom, Intermap, increment P Corp., GEBCO, USGS, FAO, NPS, NRCAN, GeoBase, IGN, Kadaster NL, Ordnance Survey, Esri Japan, METI, Esri China (Hong Kong), swisstopo, and the GIS User Community



CITY: MKE DIV/GROUP: IM DB: GM LD: CK MADISON-KIPP  
 G:\GIS\Projects\MadisonKipp\2013\WONR\Updates\PCUPPERWONEWOCJULY2013\_20130928.mxd

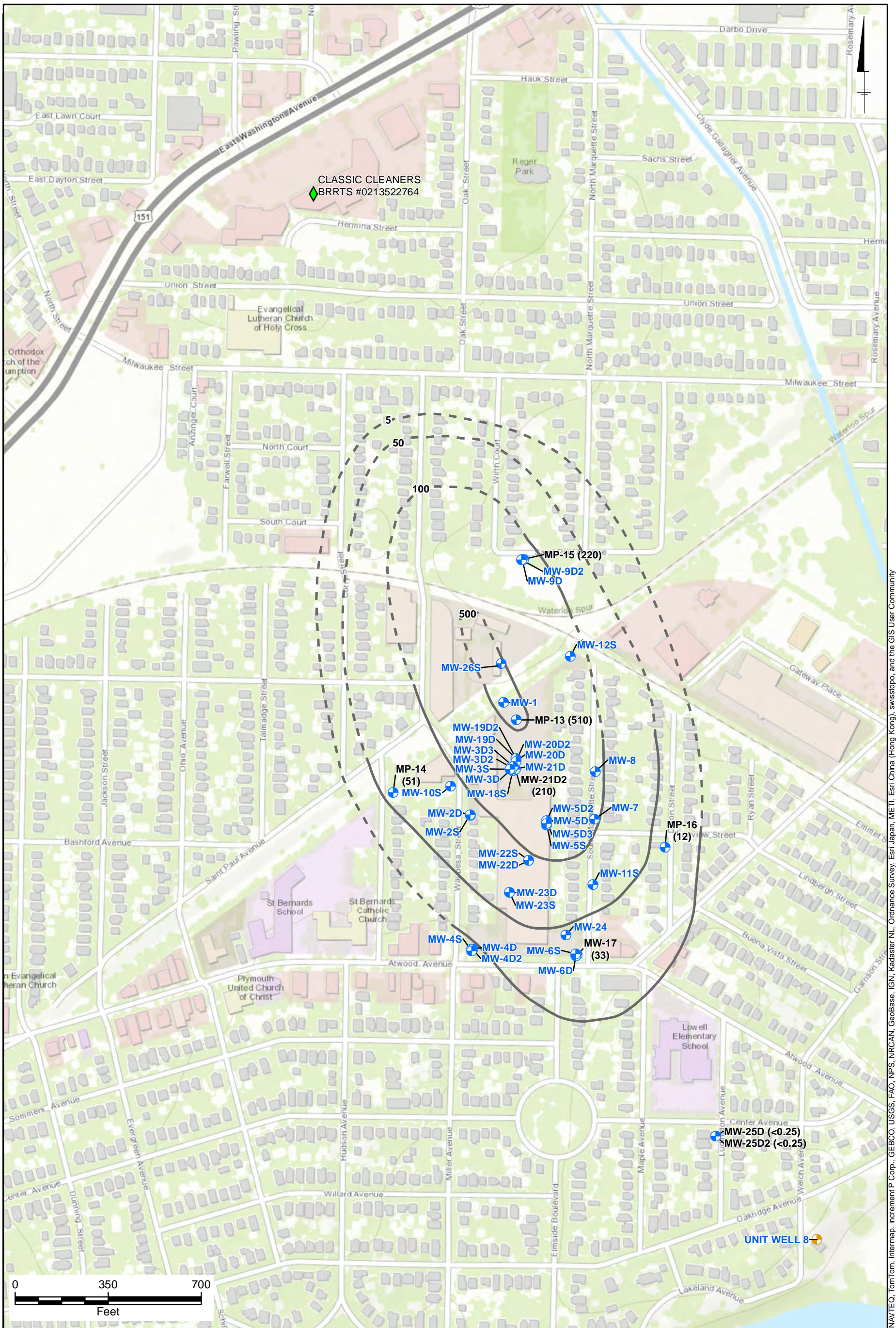
- LEGEND**
- ◆ CLOSED SITE (COMPLETED CLEANUP)
  - UNIT WELL 8
  - ⊕ MONITORING WELL
  - (6,300) TETRACHLOROETHENE (PCE) CONCENTRATIONS REPORTED IN MICROGRAMS PER LITER (µg/L).
  - 5— PCE ISOCONCENTRATION CONTOUR (DASHED WHERE INFERRED)

**NOTES:**  
 1) THE LOCATION OF MW-26S IS APPROXIMATE  
 2) UPPER WONEWOC FORMATION WATER LEVELS ENCOUNTERED BETWEEN APPROXIMATELY 8 - 42'

MADISON-KIPP CORPORATION 201 WAUBESA STREET MADISON, WISCONSIN SITE INVESTIGATION REPORT ADDENDUM 2
<b>UPPER WONEWOC FORMATION          TETRACHLOROETHENE          ISOCONCENTRATION MAP, JULY 2013</b>
<span style="font-size: 24pt; font-weight: bold; vertical-align: middle;">FIGURE G-7</span>

Service Layer Credits: Sources: Esri, DeLorme, NAVTEQ, TomTom, Intermap, increment P Corp., GEBCO, USGS, FAO, NPS, NRCAN, GeoBase, IGN, Kadaster NL, Ordnance Survey, Esri Japan, METI, Esri China (Hong Kong), swisstopo, and the GIS User Community





CITY: MKE DIV: GROUP: IM DB: GM LD: CK MADISON-KIPP  
 G:\GIS\Projects\MadisonKipp\2013\WONR\Updates\UPPERWONEWOC\TCE\JULY2013\_20130930.mxd

- LEGEND**
- ◆ CLOSED SITE (COMPLETED CLEANUP)
  - UNIT WELL 8
  - MONITORING WELL
  - (510) TRICHLOROETHENE (TCE) CONCENTRATIONS REPORTED IN MICROGRAMS PER LITER (µg/L).
  - 5— TCE ISOCONCENTRATION CONTOUR (DASHED WHERE INFERRED)

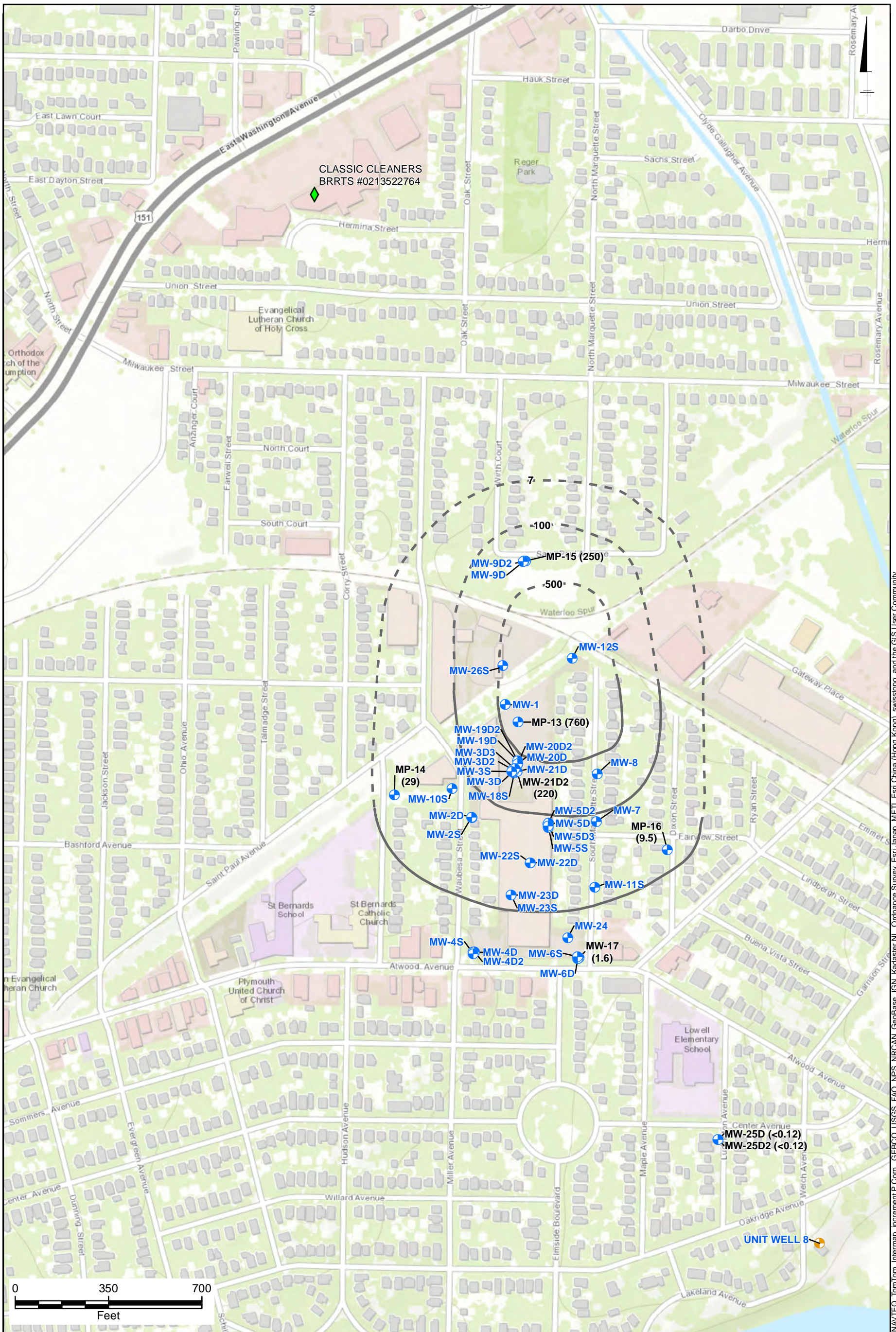
**NOTES:**  
 1) THE LOCATION OF MW-26S IS APPROXIMATE  
 2) UPPER WONEWOC FORMATION WATER LEVELS ENCOUNTERED BETWEEN APPROXIMATELY 8 - 42'

MADISON-KIPP CORPORATION  
 201 WAUBESA STREET  
 MADISON, WISCONSIN  
 SITE INVESTIGATION REPORT ADDENDUM 2

**UPPER WONEWOC FORMATION  
 TRICHLOROETHENE ISOCONCENTRATION MAP,  
 JULY 2013**

FIGURE  
G-8

Service Layer Credits: Sources: Esri, DeLorme, NAVTEQ, TomTom, Intermap, increment P Corp., GEBCO, USGS, FAO, NPS, NRCAN, GeoBase, IGN, Kadaster NL, Ordnance Survey, Esri Japan, METI, Esri China (Hong Kong), swisstopo, and the GIS User Community



CITY: MKE DIV: GROUP: IM DB: GM LD: CK MADISON-KIPP  
 G:\GIS\Projects\MadisonKipp\2013\WONR\Updates\UPPERWONEWOC\JULY2013\_20130930.mxd


LEGEND	
	CLOSED SITE (COMPLETED CLEANUP)
	UNIT WELL 8
	MONITORING WELL
(760)	CIS-1,2 DICHLOROETHENE CONCENTRATIONS REPORTED IN MICROGRAMS PER LITER (µg/L).
	CIS-1,2 DICHLOROETHENE ISOCONCENTRATION CONTOUR (DASHED WHERE INFERRED)

NOTES:  
 1) THE LOCATION OF MW-26S IS APPROXIMATE  
 2) UPPER WONEWOC FORMATION WATER LEVELS ENCOUNTERED BETWEEN APPROXIMATELY 8 - 42'

MADISON-KIPP CORPORATION 201 WAUBESA STREET MADISON, WISCONSIN SITE INVESTIGATION REPORT ADDENDUM 2	
<b>UPPER WONEWOC FORMATION          CIS-1,2 DICHLOROETHENE          ISOCONCENTRATION MAP, JULY 2013</b>	
	<b>FIGURE          G-9</b>

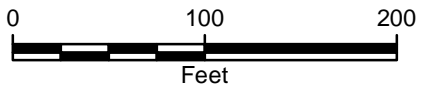
Service Layer Credits: Sources: Esri, DeLorme, NAVTEQ, TomTom, Intermap, increment P Corp., GEBCO, USGS, FAO, NPS, NRCAN, GeoBase, IGN, Kadaster NL, Ordnance Survey, Esri Japan, METI, Esri China (Hong Kong), swisstopo, and the GIS User Community

**Attachment H**  
**SVE ROI Map**



CITY: MKE DIV: GROUP: IM DB: GM LD: CK MADISON-KIPP  
 G:\GIS\Projects\MadisonKipp\2013\WDR\Updates\RadiusOfInfluence.mxd 9/30/2013 12:46:08 PM

- LEGEND**
- VAPOR MONITORING POINT
  - SVE WELLS
  - APPROXIMATE RADIUS OF INFLUENCE
  - PARCELS
  - BUILDING FOOTPRINTS



NOTE:  
 RADIUS OF INFLUENCE AS SHOWN  
 IS A CONSERVATIVE ESTIMATE BASED  
 ON MONTHLY VACUUM READINGS.

MADISON-KIPP CORPORATION  
 201 WAUBESA STREET  
 MADISON, WISCONSIN  
 SITE INVESTIGATION REPORT ADDENDUM 2

**APPROXIMATE RADIUS OF INFLUENCE**

FIGURE  
H-1

**Attachment I**  
**Groundwater Analytical Data**

Table I-1. Groundwater VOC and PCB Analytical Results, Madison-Kipp Corporation, 201 Waubesa Street, Madison, Wisconsin.

Well ID	Preventive Action	Enforcement Standard	MW-1						MW-2S	
			14-24 04/08/10	14-24 03/29/11	14-24 04/11/12	14-24 01/15/13	14-24 04/21/13	14-24 07/18/13	19-29 04/08/10	19-29 03/30/11
<b>VOCs (µg/L)</b>										
1,1,1,2-Tetrachloroethane	7	70	<0.25	<0.25	<0.31	<0.25	<0.25	<0.25	<0.25	<0.25
1,1,2-Trichloroethane	0.5	5	<0.25	<0.25	<0.3	<0.28	<0.28	<0.28	<0.25	<0.25
1,1-Dichloroethene	0.7	7	<b>1.1</b>	<b>0.95</b>	<b>0.94 J</b>	<b>0.84 J</b>	<0.31	<0.31	<0.5	<0.5
1,2,4-Trimethylbenzene	96	480	<0.2	<0.2	<0.22	<0.14	<0.14	<0.14	<0.2	<0.2
1,2-Dibromoethane	0.005	0.05	<0.2	<0.2	<0.45	<0.36	<0.36	<0.36	<0.2	<0.2
1,2-Dichlorobenzene	60	600	<0.2	<0.2	<0.21	<0.27	<0.27	<0.27	<0.2	<0.2
1,2-Dichloropropane	0.5	5	<0.5	<0.5	<0.36	<0.2	<0.2	<0.2	<0.5	<0.5
1,3,5-Trimethylbenzene	96	480	<0.2	<0.2	<0.23	<0.18	<0.18	<0.18	<0.2	<0.2
Benzene	0.5	5	<0.2	<0.2	<0.12	<0.074	<0.074	<0.074	<0.2	<0.2
Bromoform	0.44	4.4	<0.2	<0.2	<0.45	<0.28	<0.28	<0.28	<0.2	<0.2
Bromomethane	1	10	<0.5	<0.5	<0.49	<0.31	<0.31	<0.31	<0.5	<0.5
Carbon tetrachloride	0.5	5	<0.8	<0.8	<0.28	<0.26	<0.26	<0.26	<0.8	<0.8
Chloroform	0.6	6	<0.2	<0.2	<0.25	<0.2	<0.2	<0.2	<0.2	<0.2
Chloromethane	3	30	<0.3	<0.3	<0.24	<0.18	<0.18	<0.18	<0.3	<0.3
cis-1,2-Dichloroethene	7	70	<b>51</b>	<b>58</b>	<b>38</b>	<b>41</b>	<b>23</b>	<b>25</b>	<0.5	<0.5
Dichlorodifluoromethane	200	1,000	<0.5	<0.5	<0.26	<0.2	<0.2	<0.2	<0.5	<0.5
Ethylbenzene	140	700	<0.5	<0.5	<0.14	<0.13	<0.13	<0.13	<0.5	<0.5
Isopropylbenzene	NE	NE	<0.2	<0.2	<0.21	<0.14	<0.14	<0.14	<0.2	<0.2
Methyl tert-butyl ether	12	60	<0.5	<0.5	<0.28	<0.24	<0.24	<0.24	<0.5	<0.5
Methylene Chloride	0.5	5	<1	<1	<b>8.5</b>	<0.68	<0.68	<0.68	<1	<1
Naphthalene	10	100	<0.25	<0.25	<0.24	<0.16	<0.16	<0.16	<0.25	<0.25
n-Butylbenzene	NE	NE	<0.2	<0.2	<0.21	<0.13	<0.13	<0.13	<0.2	<0.2
N-Propylbenzene	NE	NE	<0.5	<0.5	<0.19	<0.13	<0.13	<0.13	<0.5	<0.5
p-Isopropyltoluene	NE	NE	<0.2	<0.2	<0.24	<0.17	<0.17	<0.17	<0.2	<0.2
sec-Butylbenzene	NE	NE	<0.25	<0.25	<0.19	<0.15	<0.15	<0.15	<0.25	<0.25
Styrene	10	100	<0.5	<0.5	<0.26	<0.1	<0.1	<0.1	<0.5	<0.5
tert-Butylbenzene	NE	NE	<0.2	<0.2	<0.24	<0.14	<0.14	<0.14	<0.2	<0.2
Tetrachloroethene	0.5	5	<b>32</b>	<b>9</b>	<b>23</b>	<b>22</b>	<b>10</b>	<b>11</b>	<b>1.6</b>	<b>1.3</b>
Toluene	160	800	<0.5	<0.5	<0.15	<0.11	<0.11	<0.11	<0.5	<0.5
trans-1,2-Dichloroethene	20	100	0.97	0.93	0.77 J	0.78 J	<0.25	<0.25	<0.5	<0.5
Trichloroethene	0.5	5	<b>33</b>	<b>20</b>	<b>24</b>	<b>25</b>	<b>23</b>	<b>18</b>	<0.2	<0.2
Vinyl chloride	0.02	0.2	<b>1.5</b>	<b>1.1</b>	<b>0.86</b>	<b>0.63</b>	<0.1	<0.1	<0.2	<0.2
Xylenes, Total	400	2,000	<0.5	<0.5	<0.3	<0.068	<0.068	<0.068	<0.5	<0.5

Footnotes on Page 2.

**Table I-1. Groundwater VOC and PCB Analytical Results, Madison-Kipp Corporation, 201 Waubesa Street, Madison, Wisconsin.**

Well ID	Preventive Action	Enforcement Standard	MW-1						MW-2S	
			14-24 04/08/10	14-24 03/29/11	14-24 04/11/12	14-24 01/15/13	14-24 04/21/13	14-24 07/18/13	19-29 04/08/10	19-29 03/30/11
<b>Total PCBs</b>										
Aroclor-1016	0.003	0.03	NA	NA	NA	<0.17	NA	NA	NA	NA
Aroclor-1232	0.003	0.03	NA	NA	NA	<0.091	NA	NA	NA	NA
Aroclor-1242	0.003	0.03	NA	NA	NA	<0.13	NA	NA	NA	NA
<b>Dissolved PCBs</b>										
Aroclor-1016	0.003	0.03	NA	NA	NA	NA	NA	NA	NA	NA
Aroclor-1221	0.003	0.03	NA	NA	NA	NA	NA	NA	NA	NA
Aroclor-1232	0.003	0.03	NA	NA	NA	NA	NA	NA	NA	NA
Aroclor-1242	0.003	0.03	NA	NA	NA	NA	NA	NA	NA	NA
Aroclor-1248	0.003	0.03	NA	NA	NA	NA	NA	NA	NA	NA
Aroclor-1254	0.003	0.03	NA	NA	NA	NA	NA	NA	NA	NA
Aroclor-1260	0.003	0.03	NA	NA	NA	NA	NA	NA	NA	NA

Only VOCs, and PCBs detected in one or more water samples are listed on the table. Refer to laboratory analytical reports for a complete list of constituents analyzed.

**100** Concentration exceeds the NR 140 Wis. adm. code Preventive Action Limit.

**100** Concentration exceeds the NR 140 Wis. adm. code Enforcement Standard.

\* The LCS or LCSD exceeds the control limits.

< Constituent not detected above noted laboratory detection limit.

bls Below land surface.

DUP Duplicate sample.

J Result is between the method detection limit and the limit of quantitation.

µg/L Micrograms per liter.

NA Not analyzed.

NE Not established.

PCBs Polychlorinated Biphenyls.

VOCs Volatile Organic Compounds.

Table I-1. Groundwater VOC and PCB Analytical Results, Madison-Kipp Corporation, 201 Waubesa Street, Madison, Wisconsin.

Well ID	MW-2S (continued)				MW-2D						
	19-29	19-29	19-29	19-29	39-44	39-44	39-44	39-44	39-44	39-44	39-44
Sample Interval (feet bls)	19-29	19-29	19-29	19-29	39-44	39-44	39-44	39-44	39-44	39-44	39-44
Sample Date	04/11/12	01/14/13	04/20/13	07/18/13	04/08/10	10/01/10	03/30/11	04/11/12	01/15/13	04/20/13	07/18/13
<b>VOCs (µg/L)</b>											
1,1,1,2-Tetrachloroethane	<0.31	<0.25	<0.25	<0.25	<8	<0.25	<4	<0.31	<0.5	<0.5	<0.25
1,1,2-Trichloroethane	<0.3	<0.28	<0.28	<0.28	<8	<0.25	<4	<0.3	<0.56	<0.56	<0.28
1,1-Dichloroethene	<0.29	<0.31	<0.31	<0.31	<16	<0.5	<8	<0.29	<0.62	<0.62	<0.31
1,2,4-Trimethylbenzene	<0.22	<0.14	<0.14	<0.14	<6.4	<0.2	<3.2	<0.22	<0.28	<0.28	<0.14
1,2-Dibromoethane	<0.45	<0.36	<0.36	<0.36	<6.4	<0.2	<3.2	<0.45	<0.72	<0.72	<0.36
1,2-Dichlorobenzene	<0.21	<0.27	<0.27	<0.27	<6.4	<0.2	<3.2	<0.21	<0.54	<0.54	<0.27
1,2-Dichloropropane	<0.36	<0.2	<0.2	<0.2	<16	<0.5	<8	<0.36	<0.4	<0.4	<0.2
1,3,5-Trimethylbenzene	<0.23	<0.18	<0.18	<0.18	<6.4	<0.2	<3.2	<0.23	<0.36	<0.36	<0.18
Benzene	<0.12	<0.074	<0.074	<0.074	<6.4	<0.2	<3.2	<0.12	<0.15	<0.15	<0.074
Bromoform	<0.45	<0.28	<0.28	<0.28	<6.4	<0.2	<3.2	<0.45	<0.56	<0.56	<0.28
Bromomethane	<0.49	<0.31	<0.31	<0.31	<16	<0.5	<8	<0.49	<0.62	<0.62	<0.31
Carbon tetrachloride	<0.28	<0.26	<0.26	<0.26	<26	<0.8	<13	<0.28	<0.52	<0.52	<0.26
Chloroform	<0.25	<0.2	<0.2	<0.2	<6.4	<0.2	<3.2	<0.25	<0.4	<0.4	<0.2
Chloromethane	<0.24	<0.18	<0.18	<0.18	<9.6	<0.3	<4.8	<0.24	<0.36	<0.36	<0.18
cis-1,2-Dichloroethene	<0.22	<0.12	<0.12	<0.12	<16	0.67	<8	<0.22	<0.24	<0.24	<0.12
Dichlorodifluoromethane	<0.26	<0.2	<0.2	<0.2	<16	<0.5	<8	<0.26	<0.4	<0.4	<0.2
Ethylbenzene	<0.14	<0.13	<0.13	<0.13	<16	<0.5	<8	<0.14	<0.26	<0.26	<0.13
Isopropylbenzene	<0.21	<0.14	<0.14	<0.14	<6.4	<0.2	<3.2	<0.21	<0.28	<0.28	<0.14
Methyl tert-butyl ether	<0.28	<0.24	<0.24	<0.24	<16	<0.5	<8	<0.28	<0.48	<0.48	<0.24
Methylene Chloride	<b>8.6</b>	<0.68	<0.68	<0.68	<32	<1	<16	<b>8.1</b>	<1.4	<1.4	<0.68
Naphthalene	<0.24	<0.16	<0.16	<0.16	<8	<0.25	<4	<0.24	<0.32	<0.32	<0.16
n-Butylbenzene	<0.21	<0.13	<0.13	<0.13	<6.4	<0.2	<3.2	<0.21	<0.26	<0.26	<0.13
N-Propylbenzene	<0.19	<0.13	<0.13	<0.13	<16	<0.5	<8	<0.19	<0.26	<0.26	<0.13
p-Isopropyltoluene	<0.24	<0.17	<0.17	<0.17	<6.4	<0.2	<3.2	<0.24	<0.34	<0.34	<0.17
sec-Butylbenzene	<0.19	<0.15	<0.15	<0.15	<8	<0.25	<4	<0.19	<0.3	<0.3	<0.15
Styrene	<0.26	<0.1	<0.1	<0.1	<16	<0.5	<8	<0.26	<0.2	<0.2	<0.1
tert-Butylbenzene	<0.24	<0.14	<0.14	<0.14	<6.4	<0.2	<3.2	<0.24	<0.28	<0.28	<0.14
Tetrachloroethene	<b>1.2</b>	<b>1.3</b>	<b>1.3</b>	<b>0.81 J</b>	<b>1,400</b>	<b>1,300</b>	<b>1,000</b>	<b>610</b>	<b>720</b>	<b>910</b>	<b>580</b>
Toluene	<0.15	<0.11	<0.11	<0.11	<16	<0.5	<8	<0.15	<0.22	<0.22	<0.11
trans-1,2-Dichloroethene	<0.27	<0.25	<0.25	<0.25	<16	<0.5	<8	<0.27	<0.5	<0.5	<0.25
Trichloroethene	<0.18	<0.19	<0.19	<0.19	<b>20</b>	<b>16</b>	<b>9.8</b>	<b>5.4</b>	<b>5.1</b>	<b>6.4</b>	<b>4.1</b>
Vinyl chloride	<0.13	<0.1	<0.1	<0.1	<6.4	<0.2	<3.2	<0.13	<0.2	<0.2	<0.1
Xylenes, Total	<0.3	<0.068	<0.068	<0.068	<16	<0.5	<8	<0.3	<0.14	<0.14	<0.068

Footnotes on Page 4.



**Table I-1. Groundwater VOC and PCB Analytical Results, Madison-Kipp Corporation, 201 Waubesa Street, Madison, Wisconsin.**

Well ID	MW-2S (continued)				MW-2D						
	19-29	19-29	19-29	19-29	39-44	39-44	39-44	39-44	39-44	39-44	39-44
Sample Interval (feet bls)	04/11/12	01/14/13	04/20/13	07/18/13	04/08/10	10/01/10	03/30/11	04/11/12	01/15/13	04/20/13	07/18/13
Sample Date	04/11/12	01/14/13	04/20/13	07/18/13	04/08/10	10/01/10	03/30/11	04/11/12	01/15/13	04/20/13	07/18/13
<b>Total PCBs</b>											
Aroclor-1016	NA	<0.17	NA	NA	NA	NA	NA	NA	<0.18	NA	NA
Aroclor-1232	NA	<0.091	NA	NA	NA	NA	NA	NA	<0.096	NA	NA
Aroclor-1242	NA	<0.13	NA	NA	NA	NA	NA	NA	<0.14	NA	NA
<b>Dissolved PCBs</b>											
Aroclor-1016	NA	NA	NA	NA	NA	NA	NA	NA	NA	NA	NA
Aroclor-1221	NA	NA	NA	NA	NA	NA	NA	NA	NA	NA	NA
Aroclor-1232	NA	NA	NA	NA	NA	NA	NA	NA	NA	NA	NA
Aroclor-1242	NA	NA	NA	NA	NA	NA	NA	NA	NA	NA	NA
Aroclor-1248	NA	NA	NA	NA	NA	NA	NA	NA	NA	NA	NA
Aroclor-1254	NA	NA	NA	NA	NA	NA	NA	NA	NA	NA	NA
Aroclor-1260	NA	NA	NA	NA	NA	NA	NA	NA	NA	NA	NA

Only VOCs, and PCBs detected in one or more water samples are listed on the table. Refer to laboratory analytical reports for a complete list of constituents analyzed.

**100** Concentration exceeds the NR 140 Wis. adm. code Preventive Action Limit.

**100** Concentration exceeds the NR 140 Wis. adm. code Enforcement Standard.

\* The LCS or LCSD exceeds the control limits.

< Constituent not detected above noted laboratory detection limit.

bls Below land surface.

DUP Duplicate sample.

J Result is between the method detection limit and the limit of quantitation.

µg/L Micrograms per liter.

NA Not analyzed.

NE Not established.

PCBs Polychlorinated Biphenyls.

VOCs Volatile Organic Compounds.

Table I-1. Groundwater VOC and PCB Analytical Results, Madison-Kipp Corporation, 201 Waubesa Street, Madison, Wisconsin.

Well ID	MW-3S									MW-3D	
	19-29	19-29	19-29	19-29	19-29	19-29	19-29	19-29	19-29	48-53	48-53
Sample Interval (feet bls)	04/07/10	03/29/11	04/12/12	11/30/12	01/15/13	02/12/13	03/12/13	04/16/13	07/16/13	04/07/10	10/01/10
Sample Date	04/07/10	03/29/11	04/12/12	11/30/12	01/15/13	02/12/13	03/12/13	04/16/13	07/16/13	04/07/10	10/01/10
<b>VOCs (µg/L)</b>											
1,1,1,2-Tetrachloroethane	<8	<6.3	<1.6	<1.3	<0.25	<0.25	<0.25	<0.25	<0.5	<8	<0.25
1,1,2-Trichloroethane	<8	<6.3	<1.5	<1.4	<0.28	<0.28	<0.28	<0.28	<0.56	<8	<0.25
1,1-Dichloroethene	<16	<13	<1.5	<1.6	<0.31	<0.31	<0.31	<0.31	<0.62	<16	<0.5
1,2,4-Trimethylbenzene	<6.4	<5	<1.1	<0.7	<0.14	<0.14	<0.14	<0.14	<0.28	<6.4	<0.2
1,2-Dibromoethane	NA	NA	<2.3	<1.8	<0.36	<0.36	<0.36	<0.36	<0.72	NA	NA
1,2-Dichlorobenzene	<6.4	<5	<1.1	<1.4	<0.27	<0.27	<0.27	<0.27	<0.54	<6.4	<0.2
1,2-Dichloropropane	<16	<13	<1.8	<1	<0.2	<0.2	<0.2	<0.2	<0.4	<16	<0.5
1,3,5-Trimethylbenzene	<6.4	<5	<1.2	<0.9	<0.18	<0.18	<0.18	<0.18	<0.36	<6.4	<0.2
Benzene	<6.4	<5	<0.6	<b>1.5 J</b>	0.42 J	<b>0.88</b>	<b>1</b>	<b>0.6</b>	<b>0.70 J</b>	<6.4	0.31
Bromoform	<6.4	<5	<2.3	<1.4	<0.28	<0.28	<0.28	<0.28	<0.56	<6.4	<0.2
Bromomethane	<16	<13	<2.5	<1.6	<0.31	<0.31	<0.31	<0.31	<0.62	<16	<0.5
Carbon tetrachloride	<26	<20	<1.4	<1.3	<0.26	<0.26	<0.26	<0.26	<0.52	<26	<0.8
Chloroform	<6.4	<5	<b>3.7 J</b>	<b>5</b>	<b>1.6</b>	<b>3</b>	<b>4.1</b>	<b>2.7</b>	<b>2.8</b>	<6.4	<b>0.78</b>
Chloromethane	<9.6	<7.5	<1.2	<0.9	<0.18	<0.18	<0.18	<0.18	<0.36	<9.6	<0.3
cis-1,2-Dichloroethene	<b>83</b>	<b>37</b>	<b>89</b>	<b>98</b>	<0.12	1.6	5	<0.12	<b>14</b>	<b>510</b>	<b>310</b>
Dichlorodifluoromethane	<16	<13	<1.3	<1	<0.2	<0.2	<0.2	<0.2	<0.4	<16	<0.5
Ethylbenzene	<16	<13	<0.7	<0.65	0.36 J	<0.13	<0.13	<0.13	<0.26	<16	<0.5
Isopropylbenzene	<6.4	<5	<1.1	<0.7	<0.14	<0.14	<0.14	<0.14	<0.28	<6.4	<0.2
Methyl tert-butyl ether	<16	<13	<1.4	<1.2	<0.24	<0.24	<0.24	<0.24	<0.48	<16	<0.5
Methylene Chloride	<32	<25	<3.2	<3.4	<0.68	<0.68	<0.68	<0.68	<1.4	<32	<1
Naphthalene	<8	<6.3	<1.2	<0.8	<0.16	<0.16	<0.16	<0.16	<0.32	<8	<0.25
n-Butylbenzene	<6.4	<5	<1.1	<0.65	<0.13	<0.13	<0.13	<0.13	<0.26	<6.4	<0.2
N-Propylbenzene	<16	<13	<0.95	<0.65	<0.13	<0.13	<0.13	<0.13	<0.26	<16	<0.5
p-Isopropyltoluene	<6.4	<5	<1.2	<0.85	<0.17	<0.17	<0.17	<0.17	<0.34	<6.4	<0.2
sec-Butylbenzene	<8	<6.3	<0.95	<0.75	<0.15	<0.15	<0.15	<0.15	<0.3	<8	<0.25
Styrene	<16	<13	<1.3	<0.5	<0.1	<0.1	<0.1	<0.1	<0.2	<16	<0.5
tert-Butylbenzene	<6.4	<5	<1.2	<0.7	<0.14	<0.14	<0.14	<0.14	<0.28	<6.4	<0.2
Tetrachloroethene	<b>2,000</b>	<b>1,100</b>	<b>1,600</b>	<b>2,400</b>	<b>88</b>	<b>600</b>	<b>750</b>	<b>20</b>	<b>840</b>	<b>1,700</b>	<b>1,500</b>
Toluene	<16	<13	<0.75	<0.55	0.38 J	<0.11	<0.11	<0.11	<0.22	<16	<0.5
trans-1,2-Dichloroethene	<16	<13	5.4	6	<0.25	<0.25	<0.25	<0.25	<0.5	<16	6.6
Trichloroethene	<b>130</b>	<b>66</b>	<b>120</b>	<b>160</b>	<0.19	<b>6.8</b>	<b>16</b>	<0.19	<b>26</b>	<b>270</b>	<b>200</b>
Vinyl chloride	<6.4	<5	<0.65	<0.5	<0.1	<0.1	<0.1	<0.1	<0.2	<6.4	<0.2
Xylenes, Total	<16	<13	<1.5	<0.34	2.4	<0.068	<0.068	<0.068	<0.14	<16	<0.5

Footnotes on Page 6.

**Table I-1. Groundwater VOC and PCB Analytical Results, Madison-Kipp Corporation, 201 Waubesa Street, Madison, Wisconsin.**

Well ID	MW-3S									MW-3D	
	19-29	19-29	19-29	19-29	19-29	19-29	19-29	19-29	19-29	48-53	48-53
Sample Interval (feet bls)	04/07/10	03/29/11	04/12/12	11/30/12	01/15/13	02/12/13	03/12/13	04/16/13	07/16/13	04/07/10	10/01/10
Sample Date	04/07/10	03/29/11	04/12/12	11/30/12	01/15/13	02/12/13	03/12/13	04/16/13	07/16/13	04/07/10	10/01/10
<b>Total PCBs</b>											
Aroclor-1016	NA	NA	NA	NA	<0.18	NA	NA	NA	NA	NA	NA
Aroclor-1232	NA	NA	NA	NA	<0.096	NA	NA	NA	NA	NA	NA
Aroclor-1242	NA	NA	NA	NA	<0.14	NA	NA	NA	NA	NA	NA
<b>Dissolved PCBs</b>											
Aroclor-1016	NA	NA	NA	NA	NA	NA	NA	NA	NA	NA	NA
Aroclor-1221	NA	NA	NA	NA	NA	NA	NA	NA	NA	NA	NA
Aroclor-1232	NA	NA	NA	NA	NA	NA	NA	NA	NA	NA	NA
Aroclor-1242	NA	NA	NA	NA	NA	NA	NA	NA	NA	NA	NA
Aroclor-1248	NA	NA	NA	NA	NA	NA	NA	NA	NA	NA	NA
Aroclor-1254	NA	NA	NA	NA	NA	NA	NA	NA	NA	NA	NA
Aroclor-1260	NA	NA	NA	NA	NA	NA	NA	NA	NA	NA	NA

Only VOCs, and PCBs detected in one or more water samples are listed on the table. Refer to laboratory analytical reports for a complete list of constituents analyzed.

**100** Concentration exceeds the NR 140 Wis. adm. code Preventive Action Limit.

**100** Concentration exceeds the NR 140 Wis. adm. code Enforcement Standard.

\* The LCS or LCSD exceeds the control limits.

< Constituent not detected above noted laboratory detection limit.

bls Below land surface.

DUP Duplicate sample.

J Result is between the method detection limit and the limit of quantitation.

µg/L Micrograms per liter.

NA Not analyzed.

NE Not established.

PCBs Polychlorinated Biphenyls.

VOCs Volatile Organic Compounds.

Table I-1. Groundwater VOC and PCB Analytical Results, Madison-Kipp Corporation, 201 Waubesa Street, Madison, Wisconsin.

Well ID Sample Interval (feet bls) Sample Date	MW-3D (continued)							MW-3D2		
	48-53 03/30/11	48-53 04/12/12	48-53 11/30/12	48-53 01/16/13	48-53 02/12/13	48-53 03/13/13	48-53 04/16/13	48-53 07/16/13	76-81 12/31/09	76-81 04/07/10
<b>VOCs (µg/L)</b>										
1,1,1,2-Tetrachloroethane	<5	<0.31	<1.3	<0.25	<0.25	<0.25	<0.25	<0.5	<6.3	<13
1,1,2-Trichloroethane	<5	<0.3	<1.4	<0.28	<0.28	<0.28	<0.28	<0.56	<6.3	<13
1,1-Dichloroethene	<10	<0.29	<1.6	<0.31	<0.31	<0.31	<0.31	<0.62	<13	<25
1,2,4-Trimethylbenzene	<4	<0.22	<0.7	<0.14	<0.14	<0.14	<0.14	<0.28	<5	<10
1,2-Dibromoethane	NA	<0.45	<1.8	<0.36	<0.36	<0.36	<0.36	<0.72	NA	NA
1,2-Dichlorobenzene	<4	<0.21	<1.4	<0.27	<0.27	<0.27	<0.27	<0.54	<5	<10
1,2-Dichloropropane	<10	<0.36	<1	<0.2	<0.2	<0.2	<0.2	<0.4	<13	<25
1,3,5-Trimethylbenzene	<4	<0.23	<0.9	<0.18	<0.18	<0.18	<0.18	<0.36	<5	<10
Benzene	<4	0.39 J	<0.37	0.32 J	0.29 J	<0.074	0.27 J	<0.15	<5	<10
Bromoform	<4	<0.45	<1.4	<0.28	<0.28	<0.28	<0.28	<0.56	<5	<10
Bromomethane	<10	<0.49	<1.6	<0.31	<0.31	<0.31	<0.31	<0.62	<13	<25
Carbon tetrachloride	<16	<0.28	<1.3	<0.26	<0.26	<0.26	<0.26	<0.52	<20	<40
Chloroform	<4	<b>0.93 J</b>	<1	<b>0.89 J</b>	<0.2	<0.2	<0.2	<0.4	<5	<10
Chloromethane	<6	<0.24	<0.9	<0.18	<0.18	<0.18	<0.18	<0.36	<7.5	<15
cis-1,2-Dichloroethene	<b>300</b>	<b>350</b>	<b>520</b>	<b>290</b>	<b>200</b>	<b>54</b>	<b>210</b>	<b>200</b>	<b>520</b>	<b>510</b>
Dichlorodifluoromethane	<10	<0.26	<1	<0.2	<0.2	<0.2	<0.2	<0.4	<13	<25
Ethylbenzene	<10	<0.14	<0.65	<0.13	<0.13	<0.13	<0.13	<0.26	<13	<25
Isopropylbenzene	<4	<0.21	<0.7	<0.14	<0.14	<0.14	<0.14	<0.28	<5	<10
Methyl tert-butyl ether	<10	<0.28	<1.2	<0.24	<0.24	<0.24	<0.24	<0.48	<13	<25
Methylene Chloride	<20	<0.63	<3.4	<0.68	<0.68	<0.68	<0.68	<1.4	<25	<50
Naphthalene	<5	<0.24	<0.8	<0.16	<0.16	<0.16	<0.16	<0.32	<6.3	<13
n-Butylbenzene	<4	<0.21	<0.65	<0.13	<0.13	<0.13	<0.13	<0.26	<5	<10
N-Propylbenzene	<10	<0.19	<0.65	<0.13	<0.13	<0.13	<0.13	<0.26	<13	<25
p-Isopropyltoluene	<4	<0.24	<0.85	<0.17	<0.17	<0.17	<0.17	<0.34	<5	<10
sec-Butylbenzene	<5	<0.19	<0.75	<0.15	<0.15	<0.15	<0.15	<0.3	<6.3	<13
Styrene	<10	<0.26	<0.5	<0.1	<0.1	<0.1	<0.1	<0.2	<13	<25
tert-Butylbenzene	<4	<0.24	<0.7	<0.14	<0.14	<0.14	<0.14	<0.28	<5	<10
Tetrachloroethene	<b>1,200</b>	<b>1,100</b>	<b>1,800</b>	<b>660</b>	<b>760</b>	<b>150</b>	<b>740</b>	<b>920</b>	<b>4,900</b>	<b>4,400</b>
Toluene	<10	<0.15	<0.55	<0.11	<0.11	<0.11	<0.11	<0.22	<13	<25
trans-1,2-Dichloroethene	<10	5.9	7.7	6	4	1.1	4.2	4.8	<13	<25
Trichloroethene	<b>170</b>	<b>160</b>	<b>250</b>	<b>140</b>	<b>130</b>	<b>30</b>	<b>120</b>	<b>130</b>	<b>280</b>	<b>240</b>
Vinyl chloride	<4	<0.13	<0.5	<0.1	<0.1	<0.1	<0.1	<0.2	<5	<10
Xylenes, Total	<10	<0.3	<0.34	<0.068	<0.068	<0.068	<0.068	<0.14	<13	<25

Footnotes on Page 8.

**Table I-1. Groundwater VOC and PCB Analytical Results, Madison-Kipp Corporation, 201 Waubesa Street, Madison, Wisconsin.**

Well ID	MW-3D (continued)									MW-3D2	
	48-53	48-53	48-53	48-53	48-53	48-53	48-53	48-53	48-53	76-81	76-81
Sample Interval (feet bls)	03/30/11	04/12/12	11/30/12	01/16/13	02/12/13	03/13/13	04/16/13	07/16/13		12/31/09	04/07/10
Sample Date											
<b>Total PCBs</b>											
Aroclor-1016	NA	NA	NA	<0.18	NA	NA	NA	NA	NA	NA	NA
Aroclor-1232	NA	NA	NA	<0.096	NA	NA	NA	NA	NA	NA	NA
Aroclor-1242	NA	NA	NA	<0.14	NA	NA	NA	NA	NA	NA	NA
<b>Dissolved PCBs</b>											
Aroclor-1016	NA	NA	NA	NA	NA	NA	NA	NA	NA	NA	NA
Aroclor-1221	NA	NA	NA	NA	NA	NA	NA	NA	NA	NA	NA
Aroclor-1232	NA	NA	NA	NA	NA	NA	NA	NA	NA	NA	NA
Aroclor-1242	NA	NA	NA	NA	NA	NA	NA	NA	NA	NA	NA
Aroclor-1248	NA	NA	NA	NA	NA	NA	NA	NA	NA	NA	NA
Aroclor-1254	NA	NA	NA	NA	NA	NA	NA	NA	NA	NA	NA
Aroclor-1260	NA	NA	NA	NA	NA	NA	NA	NA	NA	NA	NA

Only VOCs, and PCBs detected in one or more water samples are listed on the table. Refer to laboratory analytical reports for a complete list of constituents analyzed.

- 100** Concentration exceeds the NR 140 Wis. adm. code Preventive Action Limit.
- 100** Concentration exceeds the NR 140 Wis. adm. code Enforcement Standard.
- \*** The LCS or LCSD exceeds the control limits.
- <** Constituent not detected above noted laboratory detection limit.
- bls** Below land surface.
- DUP** Duplicate sample.
- J** Result is between the method detection limit and the limit of quantitation.
- µg/L** Micrograms per liter.
- NA** Not analyzed.
- NE** Not established.
- PCBs** Polychlorinated Biphenyls.
- VOCs** Volatile Organic Compounds.

**Table I-1. Groundwater VOC and PCB Analytical Results, Madison-Kipp Corporation, 201 Waubesa Street, Madison, Wisconsin.**

Well ID	MW-3D2 (continued)									
Sample Interval (feet bls)	76-81	76-81	76-81	76-81	76-81	76-81	76-81	76-81	76-81	76-81
Sample Date	07/01/10	10/01/10	03/30/11	04/12/12	11/30/12	01/16/13	02/12/13	03/13/13	04/16/13	07/16/13
<b>VOCs (µg/L)</b>										
1,1,1,2-Tetrachloroethane	<13	<0.25	<13	<1.6	<1.3	<0.5	<0.25	<0.25	<0.25	<0.25
1,1,2-Trichloroethane	<13	<0.25	<13	<1.5	<1.4	<0.56	<0.28	<0.28	<0.28	<0.28
1,1-Dichloroethene	<25	<0.5	<25	<1.5	<1.6	<0.62	<0.31	<0.31	<0.31	<0.31
1,2,4-Trimethylbenzene	<10	<0.2	<10	<1.1	<0.7	<0.28	<0.14	<0.14	<0.14	<0.14
1,2-Dibromoethane	NA	NA	NA	<2.3	<1.8	<0.72	<0.36	<0.36	<0.36	<0.36
1,2-Dichlorobenzene	<10	<0.2	<10	<1.1	<1.4	<0.54	<0.27	<0.27	<0.27	<0.27
1,2-Dichloropropane	<25	<0.5	<25	<1.8	<1	<0.4	<0.2	<0.2	<0.2	<0.2
1,3,5-Trimethylbenzene	<10	<0.2	<10	<1.2	<0.9	<0.36	<0.18	<0.18	<0.18	<0.18
Benzene	<10	<0.2	<10	<0.6	<0.37	<0.15	<0.074	<0.074	<0.074	<0.074
Bromoform	<10	<0.2	<10	<2.3	<1.4	<0.56	<0.28	<0.28	<0.28	<0.28
Bromomethane	<25	<0.5	<25	<2.5	<1.6	<0.62	<0.31	<0.31	<0.31	<0.31
Carbon tetrachloride	<40	<0.8	<40	<1.4	<1.3	<0.52	<0.26	<0.26	<0.26	<0.26
Chloroform	<10	0.37	<10	<1.3	<1	<0.4	<0.2	<0.2	<0.2	<0.2
Chloromethane	<15	<0.3	<15	<1.2	<0.9	<0.36	<0.18	<0.18	<0.18	<0.18
cis-1,2-Dichloroethene	<b>460</b>	<b>400</b>	<b>440</b>	<b>440</b>	<b>420</b>	<b>320</b>	<b>250</b>	<b>100</b>	<b>45</b>	<b>10</b>
Dichlorodifluoromethane	<25	<0.5	<25	<1.3	<1	<0.4	<0.2	<0.2	<0.2	<0.2
Ethylbenzene	<25	<0.5	<25	<0.7	<0.65	<0.26	<0.13	<0.13	<0.13	<0.13
Isopropylbenzene	<10	<0.2	<10	<1.1	<0.7	<0.28	<0.14	<0.14	<0.14	<0.14
Methyl tert-butyl ether	<25	<0.5	<25	<1.4	<1.2	<0.48	<0.24	<0.24	<0.24	<0.24
Methylene Chloride	<50	<1	<50	<3.2	<3.4	<1.4	<b>7.3</b>	<0.68	<0.68	<0.68
Naphthalene	<b>240</b>	<0.25	<b>13</b>	<1.2	<0.8	<0.32	<0.16	<0.16	<0.16	<0.16
n-Butylbenzene	<10	<0.2	<10	<1.1	<0.65	<0.26	<0.13	<0.13	<0.13	<0.13
N-Propylbenzene	<25	<0.5	<25	<0.95	<0.65	<0.26	<0.13	<0.13	<0.13	<0.13
p-Isopropyltoluene	<10	<0.2	<10	<1.2	<0.85	<0.34	<0.17	<0.17	<0.17	<0.17
sec-Butylbenzene	<13	<0.25	<13	<0.95	<0.75	<0.3	<0.15	<0.15	<0.15	<0.15
Styrene	<25	<0.5	<25	<1.3	<0.5	<0.2	<0.1	<0.1	<0.1	<0.1
tert-Butylbenzene	<10	<0.2	<10	<1.2	<0.7	<0.28	<0.14	<0.14	<0.14	<0.14
Tetrachloroethene	<b>3,900</b>	<b>3,900</b>	<b>3,800</b>	<b>2,600</b>	<b>2,800</b>	<b>1,200</b>	<b>1,700</b>	<b>800</b>	<b>850</b>	<b>440</b>
Toluene	<25	<0.5	<25	<0.75	<0.55	<0.22	<0.11	<0.11	<0.11	<0.11
trans-1,2-Dichloroethene	<25	7	<25	6.4	5.6	4.9	3.2	0.62 J	<0.25	<0.25
Trichloroethene	<b>240</b>	<b>240</b>	<b>230</b>	<b>190</b>	<b>190</b>	<b>110</b>	<b>120</b>	<b>50</b>	<b>24</b>	<b>8.7</b>
Vinyl chloride	<10	<b>0.65</b>	<10	<0.65	<0.5	<0.2	<b>0.22 J</b>	<0.1	<0.1	<0.1
Xylenes, Total	<25	<0.5	<25	<1.5	<0.34	<0.14	<0.068	<0.068	<0.068	<0.068

Footnotes on Page 10.

**Table I-1. Groundwater VOC and PCB Analytical Results, Madison-Kipp Corporation, 201 Waubesa Street, Madison, Wisconsin.**

Well ID	MW-3D2 (continued)									
	76-81	76-81	76-81	76-81	76-81	76-81	76-81	76-81	76-81	76-81
Sample Interval (feet bls)	07/01/10	10/01/10	03/30/11	04/12/12	11/30/12	01/16/13	02/12/13	03/13/13	04/16/13	07/16/13
Sample Date	07/01/10	10/01/10	03/30/11	04/12/12	11/30/12	01/16/13	02/12/13	03/13/13	04/16/13	07/16/13
<b>Total PCBs</b>										
Aroclor-1016	NA	NA	NA	NA	NA	<0.17	NA	NA	NA	NA
Aroclor-1232	NA	NA	NA	NA	NA	<0.093	NA	NA	NA	NA
Aroclor-1242	NA	NA	NA	NA	NA	<0.13	NA	NA	NA	NA
<b>Dissolved PCBs</b>										
Aroclor-1016	NA	NA	NA	NA	NA	NA	NA	NA	NA	NA
Aroclor-1221	NA	NA	NA	NA	NA	NA	NA	NA	NA	NA
Aroclor-1232	NA	NA	NA	NA	NA	NA	NA	NA	NA	NA
Aroclor-1242	NA	NA	NA	NA	NA	NA	NA	NA	NA	NA
Aroclor-1248	NA	NA	NA	NA	NA	NA	NA	NA	NA	NA
Aroclor-1254	NA	NA	NA	NA	NA	NA	NA	NA	NA	NA
Aroclor-1260	NA	NA	NA	NA	NA	NA	NA	NA	NA	NA

Only VOCs, and PCBs detected in one or more water samples are listed on the table. Refer to laboratory analytical reports for a complete list of constituents analyzed.

**100** Concentration exceeds the NR 140 Wis. adm. code Preventive Action Limit.

**100** Concentration exceeds the NR 140 Wis. adm. code Enforcement Standard.

\* The LCS or LCSD exceeds the control limits.

< Constituent not detected above noted laboratory detection limit.

bls Below land surface.

DUP Duplicate sample.

J Result is between the method detection limit and the limit of quantitation.

µg/L Micrograms per liter.

NA Not analyzed.

NE Not established.

PCBs Polychlorinated Biphenyls.

VOCs Volatile Organic Compounds.

Table I-1. Groundwater VOC and PCB Analytical Results, Madison-Kipp Corporation, 201 Waubesa Street, Madison, Wisconsin.

Well ID Sample Interval (feet bls) Sample Date	MW-3D3							MW-4S		
	214-224 07/24/12	214-224 11/27/12	214-224 01/18/13	214-224 02/15/13	214-224 03/13/13	214-224 04/19/13	214-224 07/16/13	35-50 04/08/10	35-50 03/30/11	35-50 04/10/12
<b>VOCs (µg/L)</b>										
1,1,1,2-Tetrachloroethane	<0.25	<0.25	<0.25	<0.25	<0.25	<0.25	<0.25	<0.25	<0.25	<0.31
1,1,2-Trichloroethane	<0.28	<0.28	<0.28	<0.28	<0.28	<0.28	<0.28	<0.25	<0.25	<0.3
1,1-Dichloroethene	<0.31	<0.31	<0.31	<0.31	<0.31	<0.31	<0.31	<0.5	<0.5	<0.29
1,2,4-Trimethylbenzene	<0.14	<0.14	<0.14	<0.14	<0.14	<0.14	<0.14	<0.2	<0.2	<0.22
1,2-Dibromoethane	<0.36	<0.36	<0.36	<0.36	<0.36	<0.36	<0.36	<0.2	<0.2	<0.45
1,2-Dichlorobenzene	<0.27	<0.27	<0.27	<0.27	<0.27	<0.27	<0.27	<0.2	<0.2	<0.21
1,2-Dichloropropane	<0.2	<0.2	<0.2	<0.2	<0.2	<0.2	<0.2	<0.5	<0.5	<0.36
1,3,5-Trimethylbenzene	<0.18	<0.18	<0.18	<0.18	<0.18	<0.18	<0.18	<0.2	<0.2	<0.23
Benzene	<0.074	<0.074	0.30 J	<0.074	<0.074	<0.074	<0.074	<0.2	<0.2	<0.12
Bromoform	<0.28	<0.28	<0.28	<0.28	<0.28	<0.28	<0.28	<0.2	<0.2	<0.45
Bromomethane	<0.31	<0.31	<0.31	<0.31 *	<0.31	<0.31	<0.31	<0.5	<0.5	<0.49
Carbon tetrachloride	<0.26	<0.26	<0.26	<0.26	<0.26	<0.26	<0.26	<0.8	<0.8	<0.28
Chloroform	<0.2	<0.2	<0.2	<0.2	<0.2	<0.2	<0.2	<0.2	<0.2	<0.25
Chloromethane	<0.18	<0.18	<0.18	<0.18	<0.18	<0.18	<0.18	<0.3	<0.3	<0.24
cis-1,2-Dichloroethene	2.2	6.8	<b>15</b>	<b>7.7</b>	6.2	4	1.2	<0.5	<0.5	<0.22
Dichlorodifluoromethane	<0.2	<0.2	<0.2	<0.2	<0.2	<0.2	<0.2	<0.5	<0.5	<0.26
Ethylbenzene	<0.13	<0.13	<0.13	<0.13	<0.13	<0.13	<0.13	<0.5	<0.5	<0.14
Isopropylbenzene	<0.14	<0.14	<0.14	<0.14	<0.14	<0.14	<0.14	<0.2	<0.2	<0.21
Methyl tert-butyl ether	<0.24	<0.24	<0.24	<0.24	<0.24	<0.24	<0.24	<0.5	<0.5	<0.28
Methylene Chloride	<0.68	<0.68	<0.68	<0.68	<0.68	<0.68	<0.68	<1	<1	<0.63
Naphthalene	<0.16	<0.16	<0.16	<0.16	<0.16	<0.16	<0.16	1.4	<0.25	<0.24
n-Butylbenzene	<0.13	<0.13	<0.13	<0.13	<0.13	<0.13	<0.13	<0.2	<0.2	<0.21
N-Propylbenzene	<0.13	<0.13	<0.13	<0.13	<0.13	<0.13	<0.13	<0.5	<0.5	<0.19
p-Isopropyltoluene	<0.17	<0.17	<0.17	<0.17	<0.17	<0.17	<0.17	<0.2	<0.2	<0.24
sec-Butylbenzene	<0.15	<0.15	<0.15	<0.15	<0.15	<0.15	<0.15	<0.25	<0.25	<0.19
Styrene	<0.1	<0.1	<0.1	<0.1	<0.1	<0.1	<0.1	<0.5	<0.5	<0.26
tert-Butylbenzene	<0.14	<0.14	<0.14	<0.14	<0.14	<0.14	<0.14	<0.2	<0.2	<0.24
Tetrachloroethene	<b>6.6</b>	<b>1.7</b>	<b>1.3</b>	<b>0.72 J</b>	<b>0.95 J</b>	<b>0.63 J</b>	<0.17	<b>1.5</b>	<b>1.6</b>	<b>0.96 J</b>
Toluene	<0.11	<0.11	0.21 J	<0.11	<0.11	0.53	2.8	<0.5	<0.5	0.20 J
trans-1,2-Dichloroethene	<0.25	<0.25	<0.25	<0.25	<0.25	<0.25	<0.25	<0.5	<0.5	<0.27
Trichloroethene	<b>1.1</b>	<b>1.1</b>	0.40 J	<0.19	<0.19	<0.19	0.31 J	<0.2	<0.2	<0.18
Vinyl chloride	<0.1	<0.1	<0.1	<0.1	<0.1	<0.1	<0.1	<0.2	<0.2	<0.13
Xylenes, Total	<0.068	<0.068	<0.068	<0.068	<0.068	<0.068	<0.068	<0.5	<0.5	<0.3

Footnotes on Page 12.



**Table I-1. Groundwater VOC and PCB Analytical Results, Madison-Kipp Corporation, 201 Waubesa Street, Madison, Wisconsin.**

Well ID	MW-3D3							MW-4S		
	214-224	214-224	214-224	214-224	214-224	214-224	214-224	35-50	35-50	35-50
Sample Interval (feet bls)	07/24/12	11/27/12	01/18/13	02/15/13	03/13/13	04/19/13	07/16/13	04/08/10	03/30/11	04/10/12
Sample Date										
<b>Total PCBs</b>										
Aroclor-1016	NA	NA	<0.18	NA	NA	NA	NA	NA	NA	NA
Aroclor-1232	NA	NA	<0.096	NA	NA	NA	NA	NA	NA	NA
Aroclor-1242	NA	NA	<0.14	NA	NA	NA	NA	NA	NA	NA
<b>Dissolved PCBs</b>										
Aroclor-1016	NA	NA	NA	NA	NA	NA	NA	NA	NA	NA
Aroclor-1221	NA	NA	NA	NA	NA	NA	NA	NA	NA	NA
Aroclor-1232	NA	NA	NA	NA	NA	NA	NA	NA	NA	NA
Aroclor-1242	NA	NA	NA	NA	NA	NA	NA	NA	NA	NA
Aroclor-1248	NA	NA	NA	NA	NA	NA	NA	NA	NA	NA
Aroclor-1254	NA	NA	NA	NA	NA	NA	NA	NA	NA	NA
Aroclor-1260	NA	NA	NA	NA	NA	NA	NA	NA	NA	NA

Only VOCs, and PCBs detected in one or more water samples are listed on the table. Refer to laboratory analytical reports for a complete list of constituents analyzed.

**100** Concentration exceeds the NR 140 Wis. adm. code Preventive Action Limit.

**100** Concentration exceeds the NR 140 Wis. adm. code Enforcement Standard.

\* The LCS or LCSD exceeds the control limits.

< Constituent not detected above noted laboratory detection limit.

bls Below land surface.

DUP Duplicate sample.

J Result is between the method detection limit and the limit of quantitation.

µg/L Micrograms per liter.

NA Not analyzed.

NE Not established.

PCBs Polychlorinated Biphenyls.

VOCs Volatile Organic Compounds.

**Table I-1. Groundwater VOC and PCB Analytical Results, Madison-Kipp Corporation, 201 Waubesa Street, Madison, Wisconsin.**

Well ID	MW-4S (continued)			MW-4D					
	35-50	35-50	35-50	65-70	65-70	65-70	65-70	65-70	65-70
Sample Interval (feet bls)	01/15/13	04/18/13	07/18/13	04/08/10	03/30/11	04/10/12	01/16/13	04/18/13	07/17/13
Sample Date									
<b>VOCs (µg/L)</b>									
1,1,1,2-Tetrachloroethane	<0.25	<0.25	<0.25	<0.25	<0.25	<0.31	<0.25	<0.25	<0.25
1,1,2-Trichloroethane	<0.28	<0.28	<0.28	<0.25	<0.25	<0.3	<0.28	<0.28	<0.28
1,1-Dichloroethene	<0.31	<0.31	<0.31	<0.5	<0.5	<0.29	<0.31	<0.31	<0.31
1,2,4-Trimethylbenzene	<0.14	<0.14	<0.14	<0.2	<0.2	<0.22	<0.14	<0.14	<0.14
1,2-Dibromoethane	<0.36	<0.36	<0.36	<0.2	<0.2	<0.45	<0.36	<0.36	<0.36
1,2-Dichlorobenzene	<0.27	<0.27	<0.27	<0.2	<0.2	<0.21	<0.27	<0.27	<0.27
1,2-Dichloropropane	<0.2	<0.2	<0.2	<0.5	<0.5	<0.36	<0.2	<0.2	<0.2
1,3,5-Trimethylbenzene	<0.18	<0.18	<0.18	<0.2	<0.2	<0.23	<0.18	<0.18	<0.18
Benzene	<0.074	<0.074	<0.074	<0.2	<0.2	<0.12	<0.074	<0.074	<0.074
Bromoform	<0.28	<0.28	<0.28	<0.2	<0.2	<0.45	<0.28	<0.28	<0.28
Bromomethane	<0.31	<0.31	<0.31	<0.5	<0.5	<0.49	<0.31	<0.31	<0.31
Carbon tetrachloride	<0.26	<0.26	<0.26	<0.8	<0.8	<0.28	<0.26	<0.26	<0.26
Chloroform	<0.2	<0.2	<0.2	<0.2	<0.2	<0.25	<0.2	<0.2	<0.2
Chloromethane	<0.18	<0.18	<0.18	<0.3	<0.3	<0.24	<0.18	<0.18	<0.18
cis-1,2-Dichloroethene	<0.12	<0.12	<0.12	<0.5	<0.5	<0.22	<0.12	<0.12	<0.12
Dichlorodifluoromethane	<0.2	<0.2	<0.2	<0.5	<0.5	<0.26	<0.2	<0.2	<0.2
Ethylbenzene	<0.13	<0.13	<0.13	<0.5	<0.5	<0.14	<0.13	<0.13	<0.13
Isopropylbenzene	<0.14	<0.14	<0.14	<0.2	<0.2	<0.21	<0.14	<0.14	<0.14
Methyl tert-butyl ether	<0.24	<0.24	<0.24	<0.5	<0.5	<0.28	<0.24	<0.24	<0.24
Methylene Chloride	<0.68	<0.68	<0.68	<1	<1	<0.63	<0.68	<0.68	<0.68
Naphthalene	<0.16	<0.16	<0.16	<0.25	<0.25	<0.24	<0.16	<0.16	<0.16
n-Butylbenzene	<0.13	<0.13	<0.13	<0.2	<0.2	<0.21	<0.13	<0.13	<0.13
N-Propylbenzene	<0.13	<0.13	<0.13	<0.5	<0.5	<0.19	<0.13	<0.13	<0.13
p-Isopropyltoluene	<0.17	<0.17	<0.17	<0.2	<0.2	<0.24	<0.17	<0.17	<0.17
sec-Butylbenzene	<0.15	<0.15	<0.15	<0.25	<0.25	<0.19	<0.15	<0.15	<0.15
Styrene	<0.1	<0.1	<0.1	<0.5	<0.5	<0.26	<0.1	<0.1	<0.1
tert-Butylbenzene	<0.14	<0.14	<0.14	<0.2	<0.2	<0.24	<0.14	<0.14	<0.14
Tetrachloroethene	<b>1.4</b>	<b>1.8</b>	<b>0.90 J</b>	<b>0.9</b>	<b>0.7</b>	<0.22	<0.17	<b>0.51 J</b>	<0.17
Toluene	<0.11	<0.11	0.26 J	<0.5	<0.5	<0.15	<0.11	<0.11	0.36 J
trans-1,2-Dichloroethene	<0.25	<0.25	<0.25	<0.5	<0.5	<0.27	<0.25	<0.25	<0.25
Trichloroethene	<0.19	<0.19	<0.19	<0.2	<0.2	<0.18	<0.19	<0.19	<0.19
Vinyl chloride	<0.1	<0.1	<0.1	<0.2	<0.2	<0.13	<0.1	<0.1	<0.1
Xylenes, Total	<0.068	<0.068	0.28 J	<0.5	<0.5	<0.3	<0.068	<0.068	<0.068

Footnotes on Page 14.

**Table I-1. Groundwater VOC and PCB Analytical Results, Madison-Kipp Corporation, 201 Waubesa Street, Madison, Wisconsin.**

Well ID	MW-4S (continued)			MW-4D					
	35-50	35-50	35-50	65-70	65-70	65-70	65-70	65-70	65-70
Sample Interval (feet bls)	01/15/13	04/18/13	07/18/13	04/08/10	03/30/11	04/10/12	01/16/13	04/18/13	07/17/13
Sample Date									
<b>Total PCBs</b>									
Aroclor-1016	<0.17	NA	NA	NA	NA	NA	<0.17	NA	NA
Aroclor-1232	<0.091	NA	NA	NA	NA	NA	<0.093	NA	NA
Aroclor-1242	<0.13	NA	NA	NA	NA	NA	<0.13	NA	NA
<b>Dissolved PCBs</b>									
Aroclor-1016	NA	NA	NA	NA	NA	NA	NA	NA	NA
Aroclor-1221	NA	NA	NA	NA	NA	NA	NA	NA	NA
Aroclor-1232	NA	NA	NA	NA	NA	NA	NA	NA	NA
Aroclor-1242	NA	NA	NA	NA	NA	NA	NA	NA	NA
Aroclor-1248	NA	NA	NA	NA	NA	NA	NA	NA	NA
Aroclor-1254	NA	NA	NA	NA	NA	NA	NA	NA	NA
Aroclor-1260	NA	NA	NA	NA	NA	NA	NA	NA	NA

Only VOCs, and PCBs detected in one or more water samples are listed on the table. Refer to laboratory analytical reports for a complete list of constituents analyzed.

**100** Concentration exceeds the NR 140 Wis. adm. code Preventive Action Limit.

**100** Concentration exceeds the NR 140 Wis. adm. code Enforcement Standard.

\* The LCS or LCSD exceeds the control limits.

< Constituent not detected above noted laboratory detection limit.

bls Below land surface.

DUP Duplicate sample.

J Result is between the method detection limit and the limit of quantitation.

µg/L Micrograms per liter.

NA Not analyzed.

NE Not established.

PCBs Polychlorinated Biphenyls.

VOCs Volatile Organic Compounds.

Table I-1. Groundwater VOC and PCB Analytical Results, Madison-Kipp Corporation, 201 Waubesa Street, Madison, Wisconsin.

Well ID	MW-4D2					MW-5S				
	91-96	91-96	91-96	91-96	91-96	34-44	34-44	34-44	34-44	34-44
Sample Interval (feet bls)	03/30/11	04/10/12	01/16/13	04/18/13	07/18/13	04/07/10	10/01/10	04/12/12	11/28/12	01/17/13
Sample Date	03/30/11	04/10/12	01/16/13	04/18/13	07/18/13	04/07/10	10/01/10	04/12/12	11/28/12	01/17/13
<b>VOCs (µg/L)</b>										
1,1,1,2-Tetrachloroethane	<0.25	<0.31	<0.25	<0.25	<0.25	<0.25	<0.25	<0.31	<0.25	<0.25
1,1,2-Trichloroethane	<0.25	<0.3	<0.28	<0.28	<0.28	<0.25	<0.25	<0.3	<0.28	<0.28
1,1-Dichloroethene	<0.5	<0.29	<0.31	<0.31	<0.31	<0.5	<0.5	<0.29	<0.31	<0.31
1,2,4-Trimethylbenzene	<0.2	<0.22	<0.14	<0.14	<0.14	<0.2	<0.2	<0.22	<0.14	<0.14
1,2-Dibromoethane	<0.2	<0.45	<0.36	<0.36	<0.36	NA	NA	<0.45	<0.36	<0.36
1,2-Dichlorobenzene	<0.2	<0.21	<0.27	<0.27	<0.27	<0.2	<0.2	<0.21	<0.27	<0.27
1,2-Dichloropropane	<0.5	<0.36	<0.2	<0.2	<0.2	<0.5	<0.5	<0.36	<0.2	<0.2
1,3,5-Trimethylbenzene	<0.2	<0.23	<0.18	<0.18	<0.18	<0.2	<0.2	<0.23	<0.18	<0.18
Benzene	<0.2	<0.12	<0.074	<0.074	<0.074	<0.2	<0.2	<0.12	<0.074	<0.074
Bromoform	<0.2	<0.45	<0.28	<0.28	<0.28	<0.2	<0.2	<0.45	<0.28	<0.28
Bromomethane	<0.5	<0.49	<0.31	<0.31	<0.31	<0.5	<0.5	<0.49	<0.31	0.73 J
Carbon tetrachloride	<0.8	<0.28	<0.26	<0.26	<0.26	<0.8	<0.8	<b>1.2</b>	<b>1.1</b>	<0.26
Chloroform	<0.2	<0.25	<0.2	<0.2	<0.2	<0.2	0.55	<b>0.84 J</b>	<b>0.79 J</b>	<b>0.79 J</b>
Chloromethane	<0.3	<0.24	<0.18	<0.18	<0.18	<0.3	<0.3	<0.24	<0.18	<0.18
cis-1,2-Dichloroethene	<0.5	<0.22	<0.12	<0.12	<0.12	1.4	<b>10</b>	<b>13</b>	4.2	3.8
Dichlorodifluoromethane	<0.5	<0.26	<0.2	<0.2	<0.2	<0.5	<0.5	<0.26	<0.2	<0.2
Ethylbenzene	<0.5	<0.14	<0.13	<0.13	<0.13	<0.5	<0.5	<0.14	<0.13	<0.13
Isopropylbenzene	<0.2	<0.21	<0.14	<0.14	<0.14	<0.2	<0.2	<0.21	<0.14	<0.14
Methyl tert-butyl ether	<0.5	<0.28	<0.24	<0.24	<0.24	<0.5	<0.5	<0.28	<0.24	<0.24
Methylene Chloride	<1	<0.63	<0.68	<0.68	<0.68	<1	<1	<0.63	<0.68	<0.68
Naphthalene	<0.25	<0.24	<0.16	<0.16	<0.16	1.4	<0.25	<0.24	<0.16	<0.16
n-Butylbenzene	<0.2	<0.21	<0.13	<0.13	<0.13	<0.2	<0.2	<0.21	<0.13	<0.13
N-Propylbenzene	<0.5	<0.19	<0.13	<0.13	<0.13	<0.5	<0.5	<0.19	<0.13	<0.13
p-Isopropyltoluene	<0.2	<0.24	<0.17	<0.17	<0.17	<0.2	<0.2	<0.24	<0.17	<0.17
sec-Butylbenzene	<0.25	<0.19	<0.15	<0.15	<0.15	<0.25	<0.25	<0.19	<0.15	<0.15
Styrene	<0.5	<0.26	<0.1	<0.1	<0.1	<0.5	<0.5	<0.26	<0.1	<0.1
tert-Butylbenzene	<0.2	<0.24	<0.14	<0.14	<0.14	<0.2	<0.2	<0.24	<0.14	<0.14
Tetrachloroethene	<b>1.9</b>	<b>0.73 J</b>	<b>1.2</b>	<b>0.92 J</b>	<b>1.2</b>	<b>41</b>	<b>670</b>	<b>360</b>	<b>240</b>	<b>260</b>
Toluene	<0.5	0.40 J	<0.11	0.45 J	0.39 J	<0.5	<0.5	<0.15	<0.11	<0.11
trans-1,2-Dichloroethene	<0.5	<0.27	<0.25	<0.25	<0.25	<0.5	0.5	<0.27	<0.25	<0.25
Trichloroethene	<0.2	<0.18	<0.19	<0.19	<0.19	<b>1</b>	<b>13</b>	<b>9.8</b>	<b>4.7</b>	<b>4.4</b>
Vinyl chloride	<0.2	<0.13	<0.1	<0.1	<0.1	<0.2	<0.2	<0.13	<0.1	<0.1
Xylenes, Total	<0.5	<0.3	<0.068	<0.068	<0.068	<0.5	<0.5	<0.3	<0.068	<0.068

Footnotes on Page 16.

**Table I-1. Groundwater VOC and PCB Analytical Results, Madison-Kipp Corporation, 201 Waubesa Street, Madison, Wisconsin.**

Well ID	MW-4D2					MW-5S				
	91-96	91-96	91-96	91-96	91-96	34-44	34-44	34-44	34-44	34-44
Sample Interval (feet bls)	03/30/11	04/10/12	01/16/13	04/18/13	07/18/13	04/07/10	10/01/10	04/12/12	11/28/12	01/17/13
Sample Date	03/30/11	04/10/12	01/16/13	04/18/13	07/18/13	04/07/10	10/01/10	04/12/12	11/28/12	01/17/13
<b>Total PCBs</b>										
Aroclor-1016	NA	NA	<0.16	NA	NA	NA	NA	NA	NA	<0.17
Aroclor-1232	NA	NA	<0.087	NA	NA	NA	NA	NA	NA	<0.091
Aroclor-1242	NA	NA	<0.12	NA	NA	NA	NA	NA	NA	<0.13
<b>Dissolved PCBs</b>										
Aroclor-1016	NA	NA	NA	NA	NA	NA	NA	NA	NA	NA
Aroclor-1221	NA	NA	NA	NA	NA	NA	NA	NA	NA	NA
Aroclor-1232	NA	NA	NA	NA	NA	NA	NA	NA	NA	NA
Aroclor-1242	NA	NA	NA	NA	NA	NA	NA	NA	NA	NA
Aroclor-1248	NA	NA	NA	NA	NA	NA	NA	NA	NA	NA
Aroclor-1254	NA	NA	NA	NA	NA	NA	NA	NA	NA	NA
Aroclor-1260	NA	NA	NA	NA	NA	NA	NA	NA	NA	NA

Only VOCs, and PCBs detected in one or more water samples are listed on the table. Refer to laboratory analytical reports for a complete list of constituents analyzed.

**100** Concentration exceeds the NR 140 Wis. adm. code Preventive Action Limit.

**100** Concentration exceeds the NR 140 Wis. adm. code Enforcement Standard.

\* The LCS or LCSD exceeds the control limits.

< Constituent not detected above noted laboratory detection limit.

bls Below land surface.

DUP Duplicate sample.

J Result is between the method detection limit and the limit of quantitation.

µg/L Micrograms per liter.

NA Not analyzed.

NE Not established.

PCBs Polychlorinated Biphenyls.

VOCs Volatile Organic Compounds.

Table I-1. Groundwater VOC and PCB Analytical Results, Madison-Kipp Corporation, 201 Waubesa Street, Madison, Wisconsin.

Well ID	MW-5S (continued)			MW-5D						
	34-44	34-44	34-44	75-80	75-80	75-80	75-80	75-80	75-80	75-80
Sample Interval (feet bls)	02/13/13	04/19/13	07/18/13	04/07/10	04/12/12	11/28/12	01/17/13	02/13/13	04/19/13	07/18/13
Sample Date	02/13/13	04/19/13	07/18/13	04/07/10	04/12/12	11/28/12	01/17/13	02/13/13	04/19/13	07/18/13
<b>VOCs (µg/L)</b>										
1,1,1,2-Tetrachloroethane	<0.25	<0.25	<0.25	<5	<0.31	<1.3	<0.5	<0.5	<0.5	<1.3
1,1,2-Trichloroethane	<0.28	<0.28	<0.28	<5	<0.3	<1.4	<0.56	<0.56	<0.56	<1.4
1,1-Dichloroethene	<0.31	<0.31	<0.31	<10	<0.29	<1.6	<0.62	<0.62	<0.62	<1.6
1,2,4-Trimethylbenzene	<0.14	<0.14	<0.14	<4	<0.22	<0.7	<0.28	<0.28	<0.28	<0.7
1,2-Dibromoethane	<0.36	<0.36	<0.36	NA	<0.45	<1.8	<0.72	<0.72	<0.72	<1.8
1,2-Dichlorobenzene	<0.27	<0.27	<0.27	<4	<0.21	<1.4	<0.54	<0.54	<0.54	<1.4
1,2-Dichloropropane	<0.2	<0.2	<0.2	<10	<0.36	<1	<0.4	<0.4	<0.4	<1
1,3,5-Trimethylbenzene	<0.18	<0.18	<0.18	<4	<0.23	<0.9	<0.36	<0.36	<0.36	<0.9
Benzene	<0.074	<0.074	<0.074	<4	0.29 J	<b>1.1 J</b>	<b>1.2</b>	<b>1</b>	<b>0.88 J</b>	<b>1.5 J</b>
Bromoform	<0.28	<0.28	<0.28	<4	<0.45	<1.4	<0.56	<0.56	<0.56	<1.4
Bromomethane	<0.31 *	<0.31	<0.31	<10	<0.49	<1.6	<0.62	<0.62 *	<0.62	<1.6
Carbon tetrachloride	<b>1.4</b>	<b>1.1</b>	<b>1.3</b>	<16	<0.28	<1.3	<0.52	<0.52	<0.52	<1.3
Chloroform	<0.2	<0.2	<0.2	<4	<0.25	<1	<b>1.0 J</b>	<0.4	<0.4	<1
Chloromethane	<0.18	<0.18	<0.18	<6	<0.24	<0.9	<0.36	<0.36	<0.36	<0.9
cis-1,2-Dichloroethene	2.7	2	2.9	<b>48</b>	<b>26</b>	<b>93</b>	<b>110</b>	<b>94</b>	<b>100</b>	<b>120</b>
Dichlorodifluoromethane	<0.2	<0.2	<0.2	<10	<0.26	<1	<0.4	<0.4	<0.4	<1
Ethylbenzene	<0.13	<0.13	<0.13	<10	<0.14	<0.65	<0.26	<0.26	<0.26	<0.65
Isopropylbenzene	<0.14	<0.14	<0.14	<4	<0.21	<0.7	<0.28	<0.28	<0.28	<0.7
Methyl tert-butyl ether	<0.24	<0.24	<0.24	<10	<0.28	<1.2	<0.48	<0.48	<0.48	<1.2
Methylene Chloride	<0.68	<0.68	<0.68	<20	<0.63	<3.4	<1.4	<1.4	<1.4	<3.4
Naphthalene	<0.16	<0.16	<0.16	<5	<0.24	<0.8	<0.32	<0.32	<0.32	<0.8
n-Butylbenzene	<0.13	<0.13	<0.13	<4	<0.21	<0.65	<0.26	<0.26	<0.26	<0.65
N-Propylbenzene	<0.13	<0.13	<0.13	<10	<0.19	<0.65	<0.26	<0.26	<0.26	<0.65
p-Isopropyltoluene	<0.17	<0.17	<0.17	<4	<0.24	<0.85	<0.34	<0.34	<0.34	<0.85
sec-Butylbenzene	<0.15	<0.15	<0.15	<5	<0.19	<0.75	<0.3	<0.3	<0.3	<0.75
Styrene	<0.1	<0.1	<0.1	<10	<0.26	<0.5	<0.2	<0.2	<0.2	<0.5
tert-Butylbenzene	<0.14	<0.14	<0.14	<4	<0.24	<0.7	<0.28	<0.28	<0.28	<0.7
Tetrachloroethene	<b>210</b>	<b>130</b>	<b>190</b>	<b>1,100</b>	<b>400</b>	<b>2,000</b>	<b>1,800</b>	<b>1,700</b>	<b>1,200</b>	<b>2,000</b>
Toluene	<0.11	<0.11	<0.11	<10	0.30 J	<0.55	<0.22	<0.22	<0.22	<0.55
trans-1,2-Dichloroethene	<0.25	<0.25	<0.25	<10	1.3	3.9 J	3.9	3.1	3.4	3.8 J
Trichloroethene	<b>3.8</b>	<b>2.8</b>	<b>3</b>	<b>100</b>	<b>48</b>	<b>190</b>	<b>180</b>	<b>180</b>	<b>170</b>	<b>160</b>
Vinyl chloride	<0.1	<0.1	<0.1	<4	<0.13	<0.5	<0.2	<0.2	<0.2	<0.5
Xylenes, Total	<0.068	<0.068	<0.068	<10	<0.3	<0.34	<0.14	<0.14	<0.14	<0.34

Footnotes on Page 18.

**Table I-1. Groundwater VOC and PCB Analytical Results, Madison-Kipp Corporation, 201 Waubesa Street, Madison, Wisconsin.**

Well ID	MW-5S (continued)			MW-5D						
	34-44	34-44	34-44	75-80	75-80	75-80	75-80	75-80	75-80	75-80
Sample Interval (feet bls)	02/13/13	04/19/13	07/18/13	04/07/10	04/12/12	11/28/12	01/17/13	02/13/13	04/19/13	07/18/13
Sample Date	02/13/13	04/19/13	07/18/13	04/07/10	04/12/12	11/28/12	01/17/13	02/13/13	04/19/13	07/18/13
<b>Total PCBs</b>										
Aroclor-1016	NA	NA	NA	NA	NA	NA	<0.17	NA	NA	NA
Aroclor-1232	NA	NA	NA	NA	NA	NA	<0.094	NA	NA	NA
Aroclor-1242	NA	NA	NA	NA	NA	NA	<0.13	NA	NA	NA
<b>Dissolved PCBs</b>										
Aroclor-1016	NA	NA	NA	NA	NA	NA	NA	NA	NA	NA
Aroclor-1221	NA	NA	NA	NA	NA	NA	NA	NA	NA	NA
Aroclor-1232	NA	NA	NA	NA	NA	NA	NA	NA	NA	NA
Aroclor-1242	NA	NA	NA	NA	NA	NA	NA	NA	NA	NA
Aroclor-1248	NA	NA	NA	NA	NA	NA	NA	NA	NA	NA
Aroclor-1254	NA	NA	NA	NA	NA	NA	NA	NA	NA	NA
Aroclor-1260	NA	NA	NA	NA	NA	NA	NA	NA	NA	NA

Only VOCs, and PCBs detected in one or more water samples are listed on the table. Refer to laboratory analytical reports for a complete list of constituents analyzed.

**100** Concentration exceeds the NR 140 Wis. adm. code Preventive Action Limit.

**100** Concentration exceeds the NR 140 Wis. adm. code Enforcement Standard.

\* The LCS or LCSD exceeds the control limits.

< Constituent not detected above noted laboratory detection limit.

bls Below land surface.

DUP Duplicate sample.

J Result is between the method detection limit and the limit of quantitation.

µg/L Micrograms per liter.

NA Not analyzed.

NE Not established.

PCBs Polychlorinated Biphenyls.

VOCs Volatile Organic Compounds.

**Table I-1. Groundwater VOC and PCB Analytical Results, Madison-Kipp Corporation, 201 Waubesa Street, Madison, Wisconsin.**

Well ID	MW-5D2				MW-5D3					
	165.8-170.8	165.8-170.8	165.8-170.8	165.8-170.8	225-235	225-235	225-235	225-235	225-235	225-235
Sample Interval (feet bls)	01/17/13	02/13/13	04/19/13	07/18/13	500-48604	11/28/12	01/18/13	02/13/13	04/21/13	07/17/13
Sample Date	01/17/13	02/13/13	04/19/13	07/18/13	500-48604	11/28/12	01/18/13	02/13/13	04/21/13	07/17/13
<b>VOCs (µg/L)</b>										
1,1,1,2-Tetrachloroethane	<0.25	<0.25	<0.25	<0.5	<0.25	<0.25	<0.25	<0.25	<0.25	<0.25
1,1,2-Trichloroethane	<0.28	<0.28	<0.28	<0.56	<0.28	<0.28	<0.28	<0.28	<0.28	<0.28
1,1-Dichloroethene	<0.31	<0.31	<0.31	<0.62	<0.31	<0.31	<0.31	<0.31	<0.31	<0.31
1,2,4-Trimethylbenzene	<0.14	<0.14	<0.14	<0.28	<0.14	<0.14	<0.14	<0.14	<0.14	<0.14
1,2-Dibromoethane	<0.36	<0.36	<0.36	<0.72	NA	<0.36	<0.36	<0.36	<0.36	<0.36
1,2-Dichlorobenzene	<0.27	<0.27	<0.27	<0.54	<0.27	<0.27	<0.27	<0.27	<0.27	<0.27
1,2-Dichloropropane	<0.2	<0.2	<0.2	<0.4	<0.2	<0.2	<0.2	<0.2	<0.2	<0.2
1,3,5-Trimethylbenzene	<0.18	<0.18	<0.18	<0.36	<0.18	<0.18	<0.18	<0.18	<0.18	<0.18
Benzene	<0.074	<0.074	<0.074	<0.15	<0.074	<0.074	0.28 J	<0.074	<0.074	<0.074
Bromoform	<0.28	<0.28	<0.28	<0.56	<0.28	<0.28	<0.28	<0.28	<0.28	<0.28
Bromomethane	<0.31	<0.31 *	<0.31	<0.62	<0.31	<0.31	<0.31	<0.31 *	<0.31	<0.31
Carbon tetrachloride	<0.26	<0.26	<0.26	<0.52	<0.26	<0.26	<0.26	<0.26	<0.26	<0.26
Chloroform	<0.2	<0.2	<0.2	<0.4	<0.2	<0.2	<0.2	<0.2	<0.2	<0.2
Chloromethane	<0.18	<0.18	<0.18	<0.36	<0.18	<0.18	<0.18	<0.18	<0.18	<0.18
cis-1,2-Dichloroethene	6.6	<b>9.2</b>	4.7	3.6	3.7	3.1	<b>12</b>	<b>12</b>	1.6	2.1
Dichlorodifluoromethane	<0.2	<0.2	<0.2	<0.4	<0.32	<0.2	<0.2	<0.2	<0.2	<0.2
Ethylbenzene	<0.13	<0.13	<0.13	<0.26	<0.13	<0.13	<0.13	<0.13	<0.13	0.32 J
Isopropylbenzene	<0.14	<0.14	<0.14	<0.28	<0.14	<0.14	<0.14	<0.14	<0.14	<0.14
Methyl tert-butyl ether	<0.24	<0.24	<0.24	<0.48	<0.24	<0.24	<0.24	<0.24	<0.24	<0.24
Methylene Chloride	<0.68	<0.68	<0.68	<1.4	<0.68	<0.68	<0.68	<0.68	<0.68	<0.68
Naphthalene	<0.16	<0.16	<0.16	<0.32	<0.16	<0.16	<0.16	<0.16	<0.16	<0.16
n-Butylbenzene	<0.13	<0.13	<0.13	<0.26	<0.13	<0.13	<0.13	<0.13	<0.13	<0.13
N-Propylbenzene	<0.13	<0.13	<0.13	<0.26	<0.13	<0.13	<0.13	<0.13	<0.13	<0.13
p-Isopropyltoluene	<0.17	<0.17	<0.17	<0.34	<0.17	<0.17	<0.17	<0.17	<0.17	<0.17
sec-Butylbenzene	<0.15	<0.15	<0.15	<0.3	<0.15	<0.15	<0.15	<0.15	<0.15	<0.15
Styrene	<0.1	<0.1	<0.1	<0.2	<0.1	<0.1	<0.1	<0.1	<0.1	<0.1
tert-Butylbenzene	<0.14	<0.14	<0.14	<0.28	<0.14	<0.14	<0.14	<0.14	<0.14	<0.14
Tetrachloroethene	<b>650</b>	<b>650</b>	<b>640</b>	<b>710</b>	<b>23</b>	<b>19</b>	<b>0.59 J</b>	<b>0.83 J</b>	<b>1.8</b>	<b>0.78 J</b>
Toluene	0.7	0.22 J	0.35 J	2.4	<0.11	<0.11	<0.11	<0.11	0.29 J	0.53
trans-1,2-Dichloroethene	<0.25	<0.25	<0.25	<0.5	<0.25	<0.25	<0.25	<0.25	<0.25	<0.25
Trichloroethene	<b>9.5</b>	<b>8.4</b>	<b>7.4</b>	<b>8.1</b>	<b>2.4</b>	<b>2.6</b>	<0.19	<0.19	<0.19	<0.19
Vinyl chloride	<0.1	<0.1	<0.1	<0.2	<0.1	<0.1	<0.1	<0.1	<0.1	<0.1
Xylenes, Total	<0.068	<0.068	<0.068	<0.14	<0.068	<0.068	<0.068	<0.068	<0.068	0.68 J

Footnotes on Page 20.



**Table I-1. Groundwater VOC and PCB Analytical Results, Madison-Kipp Corporation, 201 Waubesa Street, Madison, Wisconsin.**

Well ID	MW-5D2				MW-5D3						
	Sample Interval (feet bls)	165.8-170.8	165.8-170.8	165.8-170.8	165.8-170.8	225-235	225-235	225-235	225-235	225-235	225-235
Sample Date	01/17/13	02/13/13	04/19/13	07/18/13	500-48604	11/28/12	01/18/13	02/13/13	04/21/13	07/17/13	
<b>Total PCBs</b>											
Aroclor-1016	<0.19	NA	NA	NA	NA	NA	<0.16	NA	NA	NA	
Aroclor-1232	<0.1	NA	NA	NA	NA	NA	<0.09	NA	NA	NA	
Aroclor-1242	<0.14	NA	NA	NA	NA	NA	<0.13	NA	NA	NA	
<b>Dissolved PCBs</b>											
Aroclor-1016	NA	NA	NA	NA	NA	NA	NA	NA	NA	NA	
Aroclor-1221	NA	NA	NA	NA	NA	NA	NA	NA	NA	NA	
Aroclor-1232	NA	NA	NA	NA	NA	NA	NA	NA	NA	NA	
Aroclor-1242	NA	NA	NA	NA	NA	NA	NA	NA	NA	NA	
Aroclor-1248	NA	NA	NA	NA	NA	NA	NA	NA	NA	NA	
Aroclor-1254	NA	NA	NA	NA	NA	NA	NA	NA	NA	NA	
Aroclor-1260	NA	NA	NA	NA	NA	NA	NA	NA	NA	NA	

Only VOCs, and PCBs detected in one or more water samples are listed on the table. Refer to laboratory analytical reports for a complete list of constituents analyzed.

**100** Concentration exceeds the NR 140 Wis. adm. code Preventive Action Limit.

**100** Concentration exceeds the NR 140 Wis. adm. code Enforcement Standard.

\* The LCS or LCSD exceeds the control limits.

< Constituent not detected above noted laboratory detection limit.

bls Below land surface.

DUP Duplicate sample.

J Result is between the method detection limit and the limit of quantitation.

µg/L Micrograms per liter.

NA Not analyzed.

NE Not established.

PCBs Polychlorinated Biphenyls.

VOCs Volatile Organic Compounds.

Table I-1. Groundwater VOC and PCB Analytical Results, Madison-Kipp Corporation, 201 Waubesa Street, Madison, Wisconsin.

Well ID	MW-6S									MW-6D
	31.4-41.4	31.4-41.4	31.4-41.4	31.4-41.4	31.4-41.4	31.4-41.4	31.4-41.4	31.4-41.4	31.4-41.4	65.5-70.5
Sample Interval (feet bls)	12/31/09	04/07/10	07/01/10	10/01/10	12/28/10	04/11/12	01/17/13	04/20/13	07/18/13	12/31/09
Sample Date	12/31/09	04/07/10	07/01/10	10/01/10	12/28/10	04/11/12	01/17/13	04/20/13	07/18/13	12/31/09
<b>VOCs (µg/L)</b>										
1,1,1,2-Tetrachloroethane	<0.25	<0.25	<0.25	<0.25	<0.25	<0.31	<0.25	<0.25	<0.25	<13
1,1,2-Trichloroethane	<0.25	<0.25	<0.25	<0.25	<0.25	<0.3	<0.28	<0.28	<0.28	<13
1,1-Dichloroethene	<0.5	<0.5	<0.5	<0.5	<0.5	<0.29	<0.31	<0.31	<0.31	<25
1,2,4-Trimethylbenzene	4.3	3.3	1.3	2.2	3.2	4.8	12	0.92 J	<0.14	<b>330</b>
1,2-Dibromoethane	<0.2	<0.2	<0.2	<0.2	<0.2	<0.45	<0.36	<0.36	<0.36	<b>15</b>
1,2-Dichlorobenzene	<0.2	<0.2	<0.2	<0.2	<0.2	<0.21	<0.27	<0.27	<0.27	<10
1,2-Dichloropropane	<0.5	<0.5	<0.5	<0.5	<0.5	<0.36	<0.2	<0.2	<0.2	<25
1,3,5-Trimethylbenzene	0.92	7.3	0.27	4.6	0.39	1.5	3.4	<0.18	<0.18	23
Benzene	<b>7.6</b>	<b>7.9</b>	<b>5</b>	<b>5.3</b>	<b>5</b>	<b>4.1</b>	<b>9.3</b>	<b>1.9</b>	0.34 J	<b>3,900</b>
Bromoform	<0.2	<0.2	<0.2	<0.2	<0.2	<0.45	<0.28	<0.28	<0.28	<10
Bromomethane	<0.5	<0.5	<0.5	<0.5	<0.5	<0.49	<0.31	<0.31	<0.31	<25
Carbon tetrachloride	<0.8	<0.8	<0.8	<0.8	<0.8	<0.28	<0.26	<0.26	<0.26	<40
Chloroform	<0.2	<0.2	<0.2	<0.2	<0.2	<0.25	<0.2	<0.2	<0.2	<10
Chloromethane	<0.3	<0.3	<0.3	<0.3	<0.3	<0.24	<0.18	<0.18	<0.18	<15
cis-1,2-Dichloroethene	<0.5	<0.5	<0.5	<0.5	<0.5	<0.22	<0.12	<0.12	<0.12	<25
Dichlorodifluoromethane	<0.5	<0.5	<0.5	<0.5	<0.5	<0.26	<0.2	<0.2	<0.2	<25
Ethylbenzene	23	14	6	13	15	9.8	40	0.18 J	<0.13	47
Isopropylbenzene	12	9.4	5.3	7.5	6.4	4.1	12	<0.14	<0.14	54
Methyl tert-butyl ether	<0.5	<0.5	<0.5	<0.5	<0.5	<0.28	<0.24	<0.24	<0.24	<25
Methylene Chloride	<1	<1	<1	<1	<1	<b>8.3</b>	<0.68	<0.68	<0.68	<50
Naphthalene	<b>26</b>	<b>14</b>	6.4	10	<b>16</b>	<b>19</b>	<b>43</b>	<0.16	<0.16	<b>380</b>
n-Butylbenzene	1.6	1.6	0.92	1.2	0.86	<0.21	<0.13	<0.13	<0.13	12
N-Propylbenzene	4.9	3.7	1.9	3.3	3	1.8	6.8	<0.13	<0.13	49
p-Isopropyltoluene	1.7	1.6	0.72	1.1	0.83	<0.24	2.4	<0.17	<0.17	<10
sec-Butylbenzene	1.9	1.8	1.5	1.5	1	0.56 J	1.8	<0.15	<0.15	<13
Styrene	0.53	0.51	<0.5	<0.5	1.1	<0.26	0.64 J	<0.1	<0.1	<25
tert-Butylbenzene	0.27	0.31	0.22	0.24	<0.2	<0.24	<0.14	<0.14	<0.14	<10
Tetrachloroethene	<0.5	<0.5	<0.5	<0.5	<0.5	<0.22	<0.17	<b>0.53 J</b>	<0.17	<b>36</b>
Toluene	3.3	3.3	1.2	1.8	2	2.5	6.3	0.82	<0.11	130
trans-1,2-Dichloroethene	<0.5	<0.5	<0.5	<0.5	<0.5	<0.27	<0.25	<0.25	<0.25	<25
Trichloroethene	<0.2	<0.2	<0.2	<0.2	<0.2	<0.18	<0.19	<0.19	<0.19	<10
Vinyl chloride	<0.2	<0.2	<0.2	<0.2	<0.2	<0.13	<0.1	<0.1	<0.1	<10
Xylenes, Total	9.6	8.2	2.6	4.5	6.4	7.8	25	1.8	<0.068	<b>630</b>

Footnotes on Page 22.

**Table I-1. Groundwater VOC and PCB Analytical Results, Madison-Kipp Corporation, 201 Waubesa Street, Madison, Wisconsin.**

Well ID	MW-6S									MW-6D
	31.4-41.4	31.4-41.4	31.4-41.4	31.4-41.4	31.4-41.4	31.4-41.4	31.4-41.4	31.4-41.4	31.4-41.4	65.5-70.5
Sample Interval (feet bls)	12/31/09	04/07/10	07/01/10	10/01/10	12/28/10	04/11/12	01/17/13	04/20/13	07/18/13	12/31/09
Sample Date	12/31/09	04/07/10	07/01/10	10/01/10	12/28/10	04/11/12	01/17/13	04/20/13	07/18/13	12/31/09
<b>Total PCBs</b>										
Aroclor-1016	NA	NA	NA	NA	NA	NA	<0.17	NA	NA	NA
Aroclor-1232	NA	NA	NA	NA	NA	NA	<0.094	NA	NA	NA
Aroclor-1242	NA	NA	NA	NA	NA	NA	<0.13	NA	NA	NA
<b>Dissolved PCBs</b>										
Aroclor-1016	NA	NA	NA	NA	NA	NA	NA	NA	NA	NA
Aroclor-1221	NA	NA	NA	NA	NA	NA	NA	NA	NA	NA
Aroclor-1232	NA	NA	NA	NA	NA	NA	NA	NA	NA	NA
Aroclor-1242	NA	NA	NA	NA	NA	NA	NA	NA	NA	NA
Aroclor-1248	NA	NA	NA	NA	NA	NA	NA	NA	NA	NA
Aroclor-1254	NA	NA	NA	NA	NA	NA	NA	NA	NA	NA
Aroclor-1260	NA	NA	NA	NA	NA	NA	NA	NA	NA	NA

Only VOCs, and PCBs detected in one or more water samples are listed on the table. Refer to laboratory analytical reports for a complete list of constituents analyzed.

**100** Concentration exceeds the NR 140 Wis. adm. code Preventive Action Limit.

**100** Concentration exceeds the NR 140 Wis. adm. code Enforcement Standard.

\* The LCS or LCSD exceeds the control limits.

< Constituent not detected above noted laboratory detection limit.

bls Below land surface.

DUP Duplicate sample.

J Result is between the method detection limit and the limit of quantitation.

µg/L Micrograms per liter.

NA Not analyzed.

NE Not established.

PCBs Polychlorinated Biphenyls.

VOCs Volatile Organic Compounds.

Table I-1. Groundwater VOC and PCB Analytical Results, Madison-Kipp Corporation, 201 Waubesa Street, Madison, Wisconsin.

Well ID	MW-6D (continued)									MW-7
	65.5-70.5	65.5-70.5	65.5-70.5	65.5-70.5	65.5-70.5	65.5-70.5	65.5-70.5	65.5-70.5	65.5-70.5	25-35
Sample Interval (feet bls)	04/07/10	07/01/10	10/01/10	12/28/10	03/31/11	04/12/12	01/16/13	04/20/13	07/18/13	08/26/11
Sample Date	04/07/10	07/01/10	10/01/10	12/28/10	03/31/11	04/12/12	01/16/13	04/20/13	07/18/13	08/26/11
<b>VOCs (µg/L)</b>										
1,1,1,2-Tetrachloroethane	<20	<13	<0.25	<2.5	<10	<0.62	<0.5	<0.5	<0.5	<0.25
1,1,2-Trichloroethane	<20	<13	<0.25	<2.5	<10	<0.6	<0.56	<0.56	<0.56	<0.25
1,1-Dichloroethene	<40	<25	<0.5	<5	<20	<0.58	<0.62	<0.62	<0.62	<0.5
1,2,4-Trimethylbenzene	<b>130</b>	<b>130</b>	<b>160</b>	<b>180</b>	74	19	23	11	16	<0.2
1,2-Dibromoethane	<16	<10	<b>11</b>	<b>9.7</b>	<8	<0.9	<0.72	<0.72	<0.72	<0.2
1,2-Dichlorobenzene	<16	<10	<0.2	<2	<8	<0.42	<0.54	<0.54	<0.54	<0.2
1,2-Dichloropropane	<40	<25	<b>7.2</b>	<b>6</b>	<20	<0.72	<0.4	<b>1.9 J</b>	<0.4	<0.5
1,3,5-Trimethylbenzene	<16	<10	13	13	<8	<0.46	<0.36	<0.36	<0.36	<0.2
Benzene	<b>3,200</b>	<b>2,900</b>	<0.2	<b>2,900</b>	<b>2,100</b>	<b>1,500</b>	<b>1,300</b>	<b>600</b>	<b>810</b>	<0.2
Bromoform	<16	<10	<0.2	<2	<8	<0.9	<0.56	<0.56	<0.56	<0.2
Bromomethane	<40	<25	<0.5	<5	<20	<0.98	<0.62	<0.62	<0.62	<0.5
Carbon tetrachloride	<64	<40	<0.8	<8	<32	<0.56	<0.52	<0.52	<0.52	<0.8
Chloroform	<16	<10	<0.2	<2	<8	<b>3.6</b>	<0.4	<0.4	<0.4	<0.2
Chloromethane	<24	<15	<0.3	<3	<12	<0.48	<0.36	<0.36	<0.36	<0.3
cis-1,2-Dichloroethene	<40	<25	1.4	<5	<20	<0.44	<0.24	<0.24	<0.24	<0.5
Dichlorodifluoromethane	<40	<25	<0.5	<5	<20	<0.52	<0.4	<0.4	<0.4	<0.5
Ethylbenzene	<40	26	39	35	<20	8.7	7.5	3.5	7.1	<0.5
Isopropylbenzene	43	32	45	40	35	23	30	16	27	<0.2
Methyl tert-butyl ether	<40	<25	<0.5	<5	<20	<0.56	<0.48	<0.48	<0.48	<0.5
Methylene Chloride	<80	<50	<1	<10	<40	<1.3	<1.4	<1.4	<1.4	<1
Naphthalene	<b>280</b>	<b>370</b>	<b>370</b>	<b>360</b>	<b>190</b>	<b>110</b>	<b>54</b>	3.9	<b>50</b>	<0.25
n-Butylbenzene	<16	<10	10	7.9	<8	<0.42	<0.26	<0.26	5	<0.2
N-Propylbenzene	<40	27	36	31	21	11	13	5.4	12	<0.5
p-Isopropyltoluene	<16	<10	6.5	5.1	<8	2.6	3.8	1.7 J	3.2	<0.2
sec-Butylbenzene	<20	<13	4.7	4.2	<10	2.2	3.4	2	3.2	<0.25
Styrene	<40	<25	3.5	<b>12</b>	<20	<0.52	<0.2	<0.2	<0.2	<0.5
tert-Butylbenzene	<16	<10	<0.2	<2	<8	<0.48	<0.28	<0.28	<0.28	<0.2
Tetrachloroethene	<b>45</b>	<b>27</b>	<b>30</b>	<b>26</b>	<b>28</b>	<b>20</b>	<b>25</b>	<b>22</b>	<b>23</b>	<0.5
Toluene	100	88	120	120	58	36	30	9.4	24	<0.5
trans-1,2-Dichloroethene	<40	<25	<0.5	<5	<20	<0.54	<0.5	<0.5	<0.5	<0.5
Trichloroethene	<16	<10	<b>4.5</b>	<b>4.5</b>	<8	<b>3.9</b>	<b>11</b>	<b>13</b>	<b>12</b>	<0.2
Vinyl chloride	<16	<10	<0.2	<2	<8	<0.26	<0.2	<0.2	<0.2	<0.2
Xylenes, Total	320	250	<b>450</b>	400	130	40	40	12	34	<0.5

Footnotes on Page 24.

**Table I-1. Groundwater VOC and PCB Analytical Results, Madison-Kipp Corporation, 201 Waubesa Street, Madison, Wisconsin.**

Well ID	MW-6D (continued)									MW-7
	65.5-70.5	65.5-70.5	65.5-70.5	65.5-70.5	65.5-70.5	65.5-70.5	65.5-70.5	65.5-70.5	65.5-70.5	25-35
Sample Interval (feet bls)	04/07/10	07/01/10	10/01/10	12/28/10	03/31/11	04/12/12	01/16/13	04/20/13	07/18/13	08/26/11
Sample Date	04/07/10	07/01/10	10/01/10	12/28/10	03/31/11	04/12/12	01/16/13	04/20/13	07/18/13	08/26/11
<b>Total PCBs</b>										
Aroclor-1016	NA	NA	NA	NA	NA	NA	<0.17	NA	NA	NA
Aroclor-1232	NA	NA	NA	NA	NA	NA	<0.094	NA	NA	NA
Aroclor-1242	NA	NA	NA	NA	NA	NA	<0.13	NA	NA	NA
<b>Dissolved PCBs</b>										
Aroclor-1016	NA	NA	NA	NA	NA	NA	NA	NA	NA	NA
Aroclor-1221	NA	NA	NA	NA	NA	NA	NA	NA	NA	NA
Aroclor-1232	NA	NA	NA	NA	NA	NA	NA	NA	NA	NA
Aroclor-1242	NA	NA	NA	NA	NA	NA	NA	NA	NA	NA
Aroclor-1248	NA	NA	NA	NA	NA	NA	NA	NA	NA	NA
Aroclor-1254	NA	NA	NA	NA	NA	NA	NA	NA	NA	NA
Aroclor-1260	NA	NA	NA	NA	NA	NA	NA	NA	NA	NA

Only VOCs, and PCBs detected in one or more water samples are listed on the table. Refer to laboratory analytical reports for a complete list of constituents analyzed.

**100** Concentration exceeds the NR 140 Wis. adm. code Preventive Action Limit.

**100** Concentration exceeds the NR 140 Wis. adm. code Enforcement Standard.

\* The LCS or LCSD exceeds the control limits.

< Constituent not detected above noted laboratory detection limit.

bls Below land surface.

DUP Duplicate sample.

J Result is between the method detection limit and the limit of quantitation.

µg/L Micrograms per liter.

NA Not analyzed.

NE Not established.

PCBs Polychlorinated Biphenyls.

VOCs Volatile Organic Compounds.

**Table I-1. Groundwater VOC and PCB Analytical Results, Madison-Kipp Corporation, 201 Waubesa Street, Madison, Wisconsin.**

Well ID Sample Interval (feet bls) Sample Date	MW-7 (continued)				MW-8					MW-9D
	25-35 04/10/12	25-35 01/14/13	25-35 04/16/13	25-35 07/17/13	24-34 08/26/11	24-34 04/10/12	24-34 01/15/13	24-34 04/16/13	24-34 07/17/13	44-49 09/09/11
<b>VOCs (µg/L)</b>										
1,1,1,2-Tetrachloroethane	<0.31	<0.25	<0.25	<0.25	<0.25	<0.31	<0.25	<0.25	<0.25	<0.25
1,1,2-Trichloroethane	<0.3	<0.28	<0.28	<0.28	<0.25	<0.3	<0.28	<0.28	<0.28	<0.25
1,1-Dichloroethene	<0.29	<0.31	<0.31	<0.31	<0.5	<0.29	<0.31	<0.31	<0.31	<0.5
1,2,4-Trimethylbenzene	<0.22	<0.14	<0.14	<0.14	<0.2	<0.22	<0.14	<0.14	<0.14	<0.2
1,2-Dibromoethane	<0.45	<0.36	<0.36	<0.36	<0.2	<0.45	<0.36	<0.36	<0.36	<0.2
1,2-Dichlorobenzene	<0.21	<0.27	<0.27	<0.27	<0.2	<0.21	<0.27	<0.27	<0.27	<0.2
1,2-Dichloropropane	<0.36	<0.2	<0.2	<0.2	<0.5	<0.36	<0.2	<0.2	<0.2	<0.5
1,3,5-Trimethylbenzene	<0.23	<0.18	<0.18	<0.18	<0.2	<0.23	<0.18	<0.18	<0.18	<0.2
Benzene	<0.12	<0.074	<0.074	<0.074	<0.2	<0.12	<0.074	<0.074	<0.074	<0.2
Bromoform	<0.45	<0.28	<0.28	<0.28	<0.2	<0.45	<0.28	<0.28	<0.28	<0.2
Bromomethane	<0.49	<0.31	<0.31	<0.31	<0.5	<0.49	<0.31	<0.31	<0.31	<0.5
Carbon tetrachloride	<0.28	<0.26	<0.26	<0.26	<0.8	<0.28	<0.26	<0.26	<0.26	<0.8
Chloroform	<0.25	<0.2	<0.2	<0.2	<0.2	<0.25	<0.2	<0.2	<0.2	<0.2
Chloromethane	<0.24	<0.18	<0.18	<0.18	<0.3	<0.24	<0.18	<0.18	<0.18	<0.3
cis-1,2-Dichloroethene	<0.22	<0.12	<0.12	<0.12	<0.5	<0.22	<0.12	<0.12	<0.12	<0.5
Dichlorodifluoromethane	<0.26	<0.2	<0.2	<0.2	<0.5	<0.26	<0.2	<0.2	<0.2	<0.5
Ethylbenzene	<0.14	<0.13	<0.13	<0.13	<0.5	<0.14	<0.13	<0.13	<0.13	<0.5
Isopropylbenzene	<0.21	<0.14	<0.14	<0.14	<0.2	<0.21	<0.14	<0.14	<0.14	<0.2
Methyl tert-butyl ether	<0.28	<0.24	<0.24	<0.24	<0.5	<0.28	<0.24	<0.24	<0.24	<0.5
Methylene Chloride	<0.63	<0.68	<0.68	<0.68	<1	<0.63	<0.68	<0.68	<0.68	<1
Naphthalene	<0.24	<0.16	<0.16	<0.16	<0.25	<0.24	<0.16	<0.16	<0.16	<0.25
n-Butylbenzene	<0.21	<0.13	<0.13	<0.13	<0.2	<0.21	<0.13	<0.13	<0.13	<0.2
N-Propylbenzene	<0.19	<0.13	<0.13	<0.13	<0.5	<0.19	<0.13	<0.13	<0.13	<0.5
p-Isopropyltoluene	<0.24	<0.17	<0.17	<0.17	<0.2	<0.24	<0.17	<0.17	<0.17	<0.2
sec-Butylbenzene	<0.19	<0.15	<0.15	<0.15	<0.25	<0.19	<0.15	<0.15	<0.15	<0.25
Styrene	<0.26	<0.1	<0.1	<0.1	<0.5	<0.26	<0.1	<0.1	<0.1	<0.5
tert-Butylbenzene	<0.24	<0.14	<0.14	<0.14	<0.2	<0.24	<0.14	<0.14	<0.14	<0.2
Tetrachloroethene	<0.22	<0.17	<0.17	<0.17	<0.5	<0.22	<0.17	<0.17	<0.17	<0.5
Toluene	<0.15	<0.11	<0.11	<0.11	<0.5	<0.15	<0.11	<0.11	<0.11	<0.5
trans-1,2-Dichloroethene	<0.27	<0.25	<0.25	<0.25	<0.5	<0.27	<0.25	<0.25	<0.25	<0.5
Trichloroethene	<0.18	<0.19	<0.19	<0.19	<0.2	<0.18	<0.19	<0.19	<0.19	<0.2
Vinyl chloride	<0.13	<0.1	<0.1	<0.1	<0.2	<0.13	<0.1	<0.1	<0.1	<0.2
Xylenes, Total	<0.3	<0.068	<0.068	<0.068	<0.5	<0.3	<0.068	<0.068	<0.068	<0.5

Footnotes on Page 26.

**Table I-1. Groundwater VOC and PCB Analytical Results, Madison-Kipp Corporation, 201 Waubesa Street, Madison, Wisconsin.**

Well ID	MW-7 (continued)				MW-8					MW-9D
	25-35	25-35	25-35	25-35	24-34	24-34	24-34	24-34	24-34	44-49
Sample Interval (feet bls)	04/10/12	01/14/13	04/16/13	07/17/13	08/26/11	04/10/12	01/15/13	04/16/13	07/17/13	09/09/11
Sample Date	04/10/12	01/14/13	04/16/13	07/17/13	08/26/11	04/10/12	01/15/13	04/16/13	07/17/13	09/09/11
<b>Total PCBs</b>										
Aroclor-1016	NA	NA	NA	NA	NA	NA	NA	NA	NA	NA
Aroclor-1232	NA	NA	NA	NA	NA	NA	NA	NA	NA	NA
Aroclor-1242	NA	NA	NA	NA	NA	NA	NA	NA	NA	NA
<b>Dissolved PCBs</b>										
Aroclor-1016	NA	NA	NA	NA	NA	NA	NA	NA	NA	NA
Aroclor-1221	NA	NA	NA	NA	NA	NA	NA	NA	NA	NA
Aroclor-1232	NA	NA	NA	NA	NA	NA	NA	NA	NA	NA
Aroclor-1242	NA	NA	NA	NA	NA	NA	NA	NA	NA	NA
Aroclor-1248	NA	NA	NA	NA	NA	NA	NA	NA	NA	NA
Aroclor-1254	NA	NA	NA	NA	NA	NA	NA	NA	NA	NA
Aroclor-1260	NA	NA	NA	NA	NA	NA	NA	NA	NA	NA

Only VOCs, and PCBs detected in one or more water samples are listed on the table. Refer to laboratory analytical reports for a complete list of constituents analyzed.

**100** Concentration exceeds the NR 140 Wis. adm. code Preventive Action Limit.

**100** Concentration exceeds the NR 140 Wis. adm. code Enforcement Standard.

\* The LCS or LCSD exceeds the control limits.

< Constituent not detected above noted laboratory detection limit.

bls Below land surface.

DUP Duplicate sample.

J Result is between the method detection limit and the limit of quantitation.

µg/L Micrograms per liter.

NA Not analyzed.

NE Not established.

PCBs Polychlorinated Biphenyls.

VOCs Volatile Organic Compounds.

Table I-1. Groundwater VOC and PCB Analytical Results, Madison-Kipp Corporation, 201 Waubesa Street, Madison, Wisconsin.

Well ID Sample Interval (feet bls) Sample Date	MW-9D (continued)				MW-9D2					MW-10S
	44-49 04/11/12	44-49 01/15/13	44-49 04/18/13	44-49 07/18/13	64-69 09/09/11	64-69 04/11/12	64-69 01/15/13	64-69 04/18/13	64-69 07/18/13	11-21 04/10/12
<b>VOCs (µg/L)</b>										
1,1,1,2-Tetrachloroethane	<0.31	<0.25	<0.25	<0.25	<0.25	<0.31	<0.25	<0.25	<0.25	<0.31
1,1,2-Trichloroethane	<0.3	<0.28	<0.28	<0.28	<0.25	<0.3	<0.28	<0.28	<0.28	<0.3
1,1-Dichloroethene	<0.29	<0.31	<0.31	<0.31	<0.5	<0.29	<0.31	<0.31	<0.31	<0.29
1,2,4-Trimethylbenzene	<0.22	<0.14	<0.14	<0.14	<0.2	<0.22	<0.14	<0.14	<0.14	0.76 J
1,2-Dibromoethane	<0.45	<0.36	<0.36	<0.36	<0.2	<0.45	<0.36	<0.36	<0.36	<0.45
1,2-Dichlorobenzene	<0.21	<0.27	<0.27	<0.27	<0.2	<0.21	<0.27	<0.27	<0.27	<0.21
1,2-Dichloropropane	<0.36	<0.2	<0.2	<0.2	<0.5	<0.36	<0.2	<0.2	<0.2	<0.36
1,3,5-Trimethylbenzene	<0.23	<0.18	<0.18	<0.18	<0.2	<0.23	<0.18	<0.18	<0.18	<0.23
Benzene	<0.12	<0.074	<0.074	<0.074	<0.2	<0.12	<0.074	<0.074	<0.074	<0.12
Bromoform	<0.45	<0.28	<0.28	<0.28	<0.2	<0.45	<0.28	<0.28	<0.28	<0.45
Bromomethane	<0.49	<0.31	<0.31	<0.31	<0.5	<0.49	<0.31	<0.31	<0.31	<0.49
Carbon tetrachloride	<0.28	<0.26	<0.26	<0.26	<0.8	<0.28	<0.26	<0.26	<0.26	<0.28
Chloroform	<0.25	<0.2	<0.2	<0.2	<0.2	<0.25	<0.2	<0.2	<0.2	<0.25
Chloromethane	<0.24	<0.18	<0.18	<0.18	<0.3	<0.24	<0.18	<0.18	<0.18	<0.24
cis-1,2-Dichloroethene	<0.22	<0.12	<0.12	<0.12	<b>12</b>	<b>11</b>	<b>14</b>	<b>16</b>	<b>16</b>	<0.22
Dichlorodifluoromethane	<0.26	<0.2	<0.2	<0.2	<0.5	<0.26	<0.2	<0.2	<0.2	<0.26
Ethylbenzene	<0.14	<0.13	<0.13	<0.13	<0.5	<0.14	<0.13	<0.13	<0.13	0.20 J
Isopropylbenzene	<0.21	<0.14	<0.14	<0.14	<0.2	<0.21	<0.14	<0.14	<0.14	<0.21
Methyl tert-butyl ether	<0.28	<0.24	<0.24	<0.24	7.4	9.3	<b>20</b>	10	12	<0.28
Methylene Chloride	<b>9</b>	<0.68	<0.68	<0.68	<1	<b>8.8</b>	<0.68	<0.68	<0.68	<0.63
Naphthalene	<0.24	<0.16	<0.16	<0.16	<0.25	<0.24	<0.16	<0.16	<0.16	<0.24
n-Butylbenzene	<0.21	<0.13	<0.13	<0.13	<0.2	<0.21	<0.13	<0.13	<0.13	<0.21
N-Propylbenzene	<0.19	<0.13	<0.13	<0.13	<0.5	<0.19	<0.13	<0.13	<0.13	<0.19
p-Isopropyltoluene	<0.24	<0.17	<0.17	<0.17	<0.2	<0.24	<0.17	<0.17	<0.17	<0.24
sec-Butylbenzene	<0.19	<0.15	<0.15	<0.15	<0.25	<0.19	<0.15	<0.15	<0.15	<0.19
Styrene	<0.26	<0.1	<0.1	<0.1	<0.5	<0.26	<0.1	<0.1	<0.1	<0.26
tert-Butylbenzene	<0.24	<0.14	<0.14	<0.14	<0.2	<0.24	<0.14	<0.14	<0.14	<0.24
Tetrachloroethene	<0.22	<0.17	<0.17	<0.17	<b>29</b>	<b>10</b>	<b>26</b>	<b>28</b>	<b>30</b>	<0.22
Toluene	<0.15	<0.11	<0.11	<0.11	<0.5	<0.15	<0.11	<0.11	<0.11	0.54
trans-1,2-Dichloroethene	<0.27	<0.25	<0.25	<0.25	<0.5	<0.27	<0.25	<0.25	<0.25	<0.27
Trichloroethene	<0.18	<0.19	<0.19	<0.19	<b>5</b>	<b>3.8</b>	<b>5.5</b>	<b>6</b>	<b>6.3</b>	<0.18
Vinyl chloride	<0.13	<0.1	<0.1	<0.1	<0.2	<0.13	<0.1	<0.1	<0.1	<0.13
Xylenes, Total	<0.3	<0.068	<0.068	<0.068	<0.5	<0.3	<0.068	<0.068	<0.068	0.83 J

Footnotes on Page 28.



**Table I-1. Groundwater VOC and PCB Analytical Results, Madison-Kipp Corporation, 201 Waubesa Street, Madison, Wisconsin.**

Well ID	MW-9D (continued)				MW-9D2					MW-10S
	44-49	44-49	44-49	44-49	64-69	64-69	64-69	64-69	64-69	11-21
Sample Interval (feet bls)	04/11/12	01/15/13	04/18/13	07/18/13	09/09/11	04/11/12	01/15/13	04/18/13	07/18/13	04/10/12
Sample Date	04/11/12	01/15/13	04/18/13	07/18/13	09/09/11	04/11/12	01/15/13	04/18/13	07/18/13	04/10/12
<b>Total PCBs</b>										
Aroclor-1016	NA	NA	NA	NA	NA	NA	NA	NA	NA	NA
Aroclor-1232	NA	NA	NA	NA	NA	NA	NA	NA	NA	NA
Aroclor-1242	NA	NA	NA	NA	NA	NA	NA	NA	NA	NA
<b>Dissolved PCBs</b>										
Aroclor-1016	NA	NA	NA	NA	NA	NA	NA	NA	NA	NA
Aroclor-1221	NA	NA	NA	NA	NA	NA	NA	NA	NA	NA
Aroclor-1232	NA	NA	NA	NA	NA	NA	NA	NA	NA	NA
Aroclor-1242	NA	NA	NA	NA	NA	NA	NA	NA	NA	NA
Aroclor-1248	NA	NA	NA	NA	NA	NA	NA	NA	NA	NA
Aroclor-1254	NA	NA	NA	NA	NA	NA	NA	NA	NA	NA
Aroclor-1260	NA	NA	NA	NA	NA	NA	NA	NA	NA	NA

Only VOCs, and PCBs detected in one or more water samples are listed on the table. Refer to laboratory analytical reports for a complete list of constituents analyzed.

**100** Concentration exceeds the NR 140 Wis. adm. code Preventive Action Limit.

**100** Concentration exceeds the NR 140 Wis. adm. code Enforcement Standard.

\* The LCS or LCSD exceeds the control limits.

< Constituent not detected above noted laboratory detection limit.

bls Below land surface.

DUP Duplicate sample.

J Result is between the method detection limit and the limit of quantitation.

µg/L Micrograms per liter.

NA Not analyzed.

NE Not established.

PCBs Polychlorinated Biphenyls.

VOCs Volatile Organic Compounds.

Table I-1. Groundwater VOC and PCB Analytical Results, Madison-Kipp Corporation, 201 Waubesa Street, Madison, Wisconsin.

Well ID Sample Interval (feet bls) Sample Date	MW-10S (continued)				MW-11S					MW-12S
	11-21 05/09/12	11-21 01/15/13	11-21 04/17/13	11-21 07/17/13	24-34 04/12/12	24-34 05/09/12	24-34 01/15/13	24-34 04/17/13	24-34 07/18/13	1-13 04/12/12
<b>VOCs (µg/L)</b>										
1,1,1,2-Tetrachloroethane	<0.25	<0.25	<0.25	<0.25	<0.31	<0.25	<0.25	<0.25	<0.25	<0.31
1,1,2-Trichloroethane	<0.28	<0.28	<0.28	<0.28	<0.3	<0.28	<0.28	<0.28	<0.28	<0.3
1,1-Dichloroethene	<0.31	<0.31	<0.31	<0.31	<0.29	<0.31	<0.31	<0.31	<0.31	<0.29
1,2,4-Trimethylbenzene	<0.14	<0.14	<0.14	<0.14	0.55 J	<0.14	<0.14	<0.14	<0.14	1.2
1,2-Dibromoethane	<0.36	<0.36	<0.36	<0.36	<0.45	<0.36	<0.36	<0.36	<0.36	<0.45
1,2-Dichlorobenzene	<0.27	<0.27	<0.27	<0.27	<0.21	<0.27	<0.27	<0.27	<0.27	<0.21
1,2-Dichloropropane	<0.2	<0.2	<0.2	<0.2	<0.36	<0.2	<0.2	<0.2	<0.2	<0.36
1,3,5-Trimethylbenzene	<0.18	<0.18	<0.18	<0.18	<0.23	<0.18	<0.18	<0.18	<0.18	<0.23
Benzene	<0.074	<0.074	<0.074	<0.074	<0.12	<0.074	<0.074	<0.074	<0.074	<0.12
Bromoform	<0.28	<0.28	<0.28	<0.28	<0.45	<0.28	<0.28	<0.28	<0.28	<0.45
Bromomethane	<0.31	<0.31	<0.31	<0.31	<0.49	<0.31	<0.31	<0.31	<0.31	<0.49
Carbon tetrachloride	<0.26	<0.26	<0.26	<0.26	<0.28	<0.26	<0.26	<0.26	<0.26	<0.28
Chloroform	<0.2	<0.2	<0.2	<0.2	<0.25	<0.2	<0.2	<0.2	<0.2	<0.25
Chloromethane	<0.18	<0.18	<0.18	<0.18	<0.24	<0.18	<0.18	<0.18	<0.18	<0.24
cis-1,2-Dichloroethene	<0.12	<0.12	<0.12	<0.12	<0.22	<0.12	<0.12	<0.12	<0.12	<0.22
Dichlorodifluoromethane	<0.2	<0.2	<0.2	<0.2	<0.26	<0.2	<0.2	<0.2	<0.2	<0.26
Ethylbenzene	<0.13	<0.13	<0.13	<0.13	<0.14	<0.13	<0.13	<0.13	<0.13	<0.14
Isopropylbenzene	<0.14	<0.14	<0.14	<0.14	<0.21	<0.14	<0.14	<0.14	<0.14	<0.21
Methyl tert-butyl ether	<0.24	<0.24	<0.24	<0.24	<0.28	<0.24	<0.24	<0.24	<0.24	<0.28
Methylene Chloride	<0.68	<0.68	<0.68	<0.68	<0.63	<0.68	<0.68	<0.68	<0.68	<0.63
Naphthalene	<0.16	<0.16	<0.16	<0.16	<0.24	<0.16	<0.16	<0.16	<0.16	<0.24
n-Butylbenzene	<0.13	<0.13	<0.13	<0.13	<0.21	<0.13	<0.13	<0.13	<0.13	<0.21
N-Propylbenzene	<0.13	<0.13	<0.13	<0.13	<0.19	<0.13	<0.13	<0.13	<0.13	<0.19
p-Isopropyltoluene	<0.17	<0.17	<0.17	<0.17	<0.24	<0.17	<0.17	<0.17	<0.17	<0.24
sec-Butylbenzene	<0.15	<0.15	<0.15	<0.15	<0.19	<0.15	<0.15	<0.15	<0.15	<0.19
Styrene	<0.1	<0.1	<0.1	<0.1	<0.26	<0.1	<0.1	<0.1	<0.1	<0.26
tert-Butylbenzene	<0.14	<0.14	<0.14	<0.14	<0.24	<0.14	<0.14	<0.14	<0.14	<0.24
Tetrachloroethene	<0.17	<b>0.85 J</b>	<0.17	<0.17	<0.22	<0.17	<0.17	<0.17	<0.17	<b>0.78 J</b>
Toluene	<0.11	<0.11	<0.11	<0.11	0.73	<0.11	<0.11	<0.11	<0.11	0.64
trans-1,2-Dichloroethene	<0.25	<0.25	<0.25	<0.25	<0.27	<0.25	<0.25	<0.25	<0.25	<0.27
Trichloroethene	<0.19	<0.19	<0.19	<0.19	<0.18	<0.19	<0.19	<0.19	<0.19	<0.18
Vinyl chloride	<0.1	<0.1	<0.1	<0.1	<0.13	<0.1	<0.1	<0.1	<0.1	<0.13
Xylenes, Total	<0.068	<0.068	<0.068	<0.068	0.86 J	<0.068	<0.068	<0.068	<0.068	1.6

Footnotes on Page 30.

**Table I-1. Groundwater VOC and PCB Analytical Results, Madison-Kipp Corporation, 201 Waubesa Street, Madison, Wisconsin.**

Well ID	MW-10S (continued)				MW-11S					MW-12S
	11-21	11-21	11-21	11-21	24-34	24-34	24-34	24-34	24-34	1-13
Sample Interval (feet bls)	05/09/12	01/15/13	04/17/13	07/17/13	04/12/12	05/09/12	01/15/13	04/17/13	07/18/13	04/12/12
Sample Date										
<b>Total PCBs</b>										
Aroclor-1016	NA	NA	NA	NA	NA	NA	NA	NA	NA	NA
Aroclor-1232	NA	NA	NA	NA	NA	NA	NA	NA	NA	NA
Aroclor-1242	NA	NA	NA	NA	NA	NA	NA	NA	NA	NA
<b>Dissolved PCBs</b>										
Aroclor-1016	NA	NA	NA	NA	NA	NA	NA	NA	NA	NA
Aroclor-1221	NA	NA	NA	NA	NA	NA	NA	NA	NA	NA
Aroclor-1232	NA	NA	NA	NA	NA	NA	NA	NA	NA	NA
Aroclor-1242	NA	NA	NA	NA	NA	NA	NA	NA	NA	NA
Aroclor-1248	NA	NA	NA	NA	NA	NA	NA	NA	NA	NA
Aroclor-1254	NA	NA	NA	NA	NA	NA	NA	NA	NA	NA
Aroclor-1260	NA	NA	NA	NA	NA	NA	NA	NA	NA	NA

Only VOCs, and PCBs detected in one or more water samples are listed on the table. Refer to laboratory analytical reports for a complete list of constituents analyzed.

**100** Concentration exceeds the NR 140 Wis. adm. code Preventive Action Limit.

**100** Concentration exceeds the NR 140 Wis. adm. code Enforcement Standard.

\* The LCS or LCSD exceeds the control limits.

< Constituent not detected above noted laboratory detection limit.

bls Below land surface.

DUP Duplicate sample.

J Result is between the method detection limit and the limit of quantitation.

µg/L Micrograms per liter.

NA Not analyzed.

NE Not established.

PCBs Polychlorinated Biphenyls.

VOCs Volatile Organic Compounds.

Table I-1. Groundwater VOC and PCB Analytical Results, Madison-Kipp Corporation, 201 Waubesa Street, Madison, Wisconsin.

Well ID	MW-12S (continued)				MP-13					
	1-13	1-13	1-13	1-13	44-48'	44-48'	44-48'	44-48'	44-48'	67-71'
Sample Interval (feet bls)	05/09/12	01/16/13	04/17/13	07/18/13	12/06/12	01/19/13	02/21/13	04/17/13	07/22/13	12/06/12
Sample Date										
<b>VOCs (µg/L)</b>										
1,1,1,2-Tetrachloroethane	<0.25	<0.25	<0.25	<0.25	<0.25	<0.25	<0.25	<0.5	<0.25	<1.3
1,1,2-Trichloroethane	<0.28	<0.28	<0.28	<0.28	<0.28	<0.28	<0.28	<0.56	<0.28	<1.4
1,1-Dichloroethene	<0.31	<0.31	<0.31	<0.31	<b>0.92 J</b>	<b>1.1</b>	<b>0.88 J</b>	<0.62	<b>0.85 J</b>	<b>2.8 J</b>
1,2,4-Trimethylbenzene	<0.14	<0.14	<0.14	<0.14	<0.14	<0.14	<0.14	<0.28	<0.14	<0.7
1,2-Dibromoethane	<0.36	<0.36	<0.36	<0.36	<0.36	<0.36	<0.36	<0.72	<0.36	<1.8
1,2-Dichlorobenzene	<0.27	0.79 J	<0.27	<0.27	<0.27	<0.27	<0.27	<0.54	<0.27	<1.4
1,2-Dichloropropane	<0.2	<0.2	<0.2	<0.2	<0.2	<0.2	<0.2	<0.4	<0.2	<1
1,3,5-Trimethylbenzene	<0.18	<0.18	<0.18	<0.18	<0.18	<0.18	<0.18	<0.36	<0.18	<0.9
Benzene	<0.074	<0.074	<0.074	<0.074	0.34 J	0.38 J	0.32 J	0.38 J	0.34 J	<0.37
Bromoform	<0.28	<0.28	<0.28	<0.28	<0.28	<0.28	<0.28	<0.56	<0.28	<1.4
Bromomethane	<0.31	<0.31	<0.31	<0.31	<0.31	<0.31	<0.31	<0.62	<0.31	<1.6
Carbon tetrachloride	<0.26	<0.26	<0.26	<0.26	<0.26	<0.26	<0.26	<0.52	<0.26	<1.3
Chloroform	<0.2	<0.2	<0.2	<0.2	<0.2	<0.2	<0.2	<0.4	<0.2	<1
Chloromethane	<0.18	<0.18	<0.18	<0.18	<0.18	<0.18	<0.18	<0.36	<0.18	<0.9
cis-1,2-Dichloroethene	<0.12	<0.12	<0.12	<0.12	<b>540</b>	<b>450</b>	<b>460</b>	<b>460</b>	<b>430</b>	<b>3,500</b>
Dichlorodifluoromethane	<0.2	<0.2	<0.2	<0.2	<0.2	<0.2	<0.2	<0.4	<0.2	<1
Ethylbenzene	<0.13	<0.13	<0.13	<0.13	<0.13	<0.13	<0.13	<0.26	<0.13	<0.65
Isopropylbenzene	<0.14	<0.14	<0.14	<0.14	<0.14	<0.14	<0.14	<0.28	<0.14	<0.7
Methyl tert-butyl ether	<0.24	<0.24	<0.24	<0.24	<0.24	<0.24	<0.24	<0.48	<0.24	<1.2
Methylene Chloride	<0.68	<0.68	<0.68	<0.68	<0.68	<0.68	<0.68	<1.4	<0.68	<3.4
Naphthalene	<0.16	<0.16	<0.16	<0.16	<0.16	<0.16	<0.16	<0.32	<0.16	<0.8
n-Butylbenzene	<0.13	<0.13	<0.13	<0.13	<0.13	<0.13	<0.13	<0.26	<0.13	<0.65
N-Propylbenzene	<0.13	<0.13	<0.13	<0.13	<0.13	<0.13	<0.13	<0.26	<0.13	<0.65
p-Isopropyltoluene	<0.17	<0.17	<0.17	<0.17	<0.17	<0.17	<0.17	<0.34	<0.17	<0.85
sec-Butylbenzene	<0.15	<0.15	<0.15	<0.15	<0.15	<0.15	<0.15	<0.3	<0.15	<0.75
Styrene	<0.1	<0.1	<0.1	<0.1	<0.1	<0.1	<0.1	<0.2	<0.1	<0.5
tert-Butylbenzene	<0.14	<0.14	<0.14	<0.14	<0.14	<0.14	<0.14	<0.28	<0.14	<0.7
Tetrachloroethene	<b>1.7</b>	<b>0.93 J</b>	<0.17	<b>1.3</b>	<b>640</b>	<b>760</b>	<b>630</b>	<b>680</b>	<b>720</b>	<b>3,800</b>
Toluene	<0.11	<0.11	<0.11	<0.11	<0.11	<0.11	<0.11	<0.22	<0.11	<0.55
trans-1,2-Dichloroethene	<0.25	<0.25	<0.25	<0.25	7.3	6.7	6.1	6.9	6.9	<b>60</b>
Trichloroethene	0.26 J	<0.19	<0.19	<0.19	<b>230</b>	<b>200</b>	<b>220</b>	<b>230</b>	<b>220</b>	<b>1,100</b>
Vinyl chloride	<0.1	<0.1	<0.1	<0.1	<b>15</b>	<b>17</b>	<b>17</b>	<b>13</b>	<b>13</b>	<b>150</b>
Xylenes, Total	<0.068	<0.068	<0.068	<0.068	<0.068	<0.068	<0.068	<0.14	<0.068	<0.34

Footnotes on Page 32.

**Table I-1. Groundwater VOC and PCB Analytical Results, Madison-Kipp Corporation, 201 Waubesa Street, Madison, Wisconsin.**

Well ID	MW-12S (continued)				MP-13					
	1-13	1-13	1-13	1-13	44-48'	44-48'	44-48'	44-48'	44-48'	67-71'
Sample Interval (feet bls)	05/09/12	01/16/13	04/17/13	07/18/13	12/06/12	01/19/13	02/21/13	04/17/13	07/22/13	12/06/12
Sample Date										
<b>Total PCBs</b>										
Aroclor-1016	NA	NA	NA	NA	<0.16	NA	NA	NA	NA	<0.16
Aroclor-1232	NA	NA	NA	NA	<0.085	NA	NA	NA	NA	<0.085
Aroclor-1242	NA	NA	NA	NA	<0.12	NA	NA	NA	NA	<0.12
<b>Dissolved PCBs</b>										
Aroclor-1016	NA	NA	NA	NA	NA	NA	NA	NA	NA	NA
Aroclor-1221	NA	NA	NA	NA	NA	NA	NA	NA	NA	NA
Aroclor-1232	NA	NA	NA	NA	NA	NA	NA	NA	NA	NA
Aroclor-1242	NA	NA	NA	NA	NA	NA	NA	NA	NA	NA
Aroclor-1248	NA	NA	NA	NA	NA	NA	NA	NA	NA	NA
Aroclor-1254	NA	NA	NA	NA	NA	NA	NA	NA	NA	NA
Aroclor-1260	NA	NA	NA	NA	NA	NA	NA	NA	NA	NA

Only VOCs, and PCBs detected in one or more water samples are listed on the table. Refer to laboratory analytical reports for a complete list of constituents analyzed.

**100** Concentration exceeds the NR 140 Wis. adm. code Preventive Action Limit.

**100** Concentration exceeds the NR 140 Wis. adm. code Enforcement Standard.

\* The LCS or LCSD exceeds the control limits.

< Constituent not detected above noted laboratory detection limit.

bls Below land surface.

DUP Duplicate sample.

J Result is between the method detection limit and the limit of quantitation.

µg/L Micrograms per liter.

NA Not analyzed.

NE Not established.

PCBs Polychlorinated Biphenyls.

VOCs Volatile Organic Compounds.

**Table I-1. Groundwater VOC and PCB Analytical Results, Madison-Kipp Corporation, 201 Waubesa Street, Madison, Wisconsin.**

Well ID	MP-13 (continued)									
	67-71'	67-71'	67-71'	67-71'	81-85'	81-85'	81-85'	81-85'	81-85'	102-106'
Sample Interval (feet bls)	01/19/13	02/21/13	04/17/13	07/22/13	12/06/12	01/19/13	02/21/13	04/17/13	07/22/13	12/04/12
Sample Date										
<b>VOCs (µg/L)</b>										
1,1,1,2-Tetrachloroethane	<1.3	<1.3	<2.5	<1.3	<2.5	4.8 J	4.5 J	<5	<2.5	<1.3
1,1,2-Trichloroethane	<1.4	<1.4	<2.8	<1.4	<2.8	<2.8	<1.4	<5.6	<2.8	<1.4
1,1-Dichloroethene	<b>3.1 J</b>	<1.6	<3.1	<1.6	<3.1	<3.1	<b>4.2 J</b>	<6.2	<3.1	<1.6
1,2,4-Trimethylbenzene	<0.7	<0.7	<1.4	<0.7	<1.4	<1.4	<0.7	<2.8	<1.4	<0.7
1,2-Dibromoethane	<1.8	<1.8	<3.6	<1.8	<3.6	<3.6	<1.8	<7.2	<3.6	<1.8
1,2-Dichlorobenzene	<1.4	<1.4	<2.7	<1.4	<2.7	<2.7	<1.4	<5.4	<2.7	<1.4
1,2-Dichloropropane	<1	<1	<2	<1	<2	<2	<1	<4	<2	<1
1,3,5-Trimethylbenzene	<0.9	<0.9	<1.8	<0.9	<1.8	<1.8	<0.9	<3.6	<1.8	<0.9
Benzene	<b>1.1 J</b>	<0.37	<0.74	<0.37	<0.74	<0.74	<0.37	<1.5	<0.74	<0.37
Bromoform	<1.4	<1.4	<2.8	<1.4	<2.8	<2.8	<1.4	<5.6	<2.8	<1.4
Bromomethane	<1.6	<1.6	<3.1	<1.6	<3.1	<3.1	<1.6	<6.2	<3.1	<1.6
Carbon tetrachloride	<1.3	<1.3	<2.6	<1.3	<2.6	<2.6	<1.3	<5.2	<2.6	<1.3
Chloroform	<1	<1	<2	<1	<2	<2	<1	<4	<2	<1
Chloromethane	<0.9	<0.9	<1.8	<0.9	<1.8	<1.8	<0.9	<3.6	<1.8	<0.9
cis-1,2-Dichloroethene	<b>3,100</b>	<b>2,900</b>	<b>3,200</b>	<b>2,300</b>	<b>1,900</b>	<b>1,800</b>	<b>2,100</b>	<b>2,700</b>	<b>1,700</b>	<b>1,100</b>
Dichlorodifluoromethane	<1	<1	<2	<1	<2	<2	<1	<4	<2	<1
Ethylbenzene	<0.65	<0.65	<1.3	<0.65	<1.3	<1.3	<0.65	<2.6	<1.3	<0.65
Isopropylbenzene	<0.7	<0.7	<1.4	<0.7	<1.4	<1.4	<0.7	<2.8	<1.4	<0.7
Methyl tert-butyl ether	<1.2	<1.2	<2.4	<1.2	<2.4	<2.4	<1.2	<4.8	<2.4	<1.2
Methylene Chloride	<3.4	<3.4	<6.8	<3.4	<6.8	<6.8	<3.4	<14	<6.8	<3.4
Naphthalene	<0.8	<0.8	<1.6	<0.8	<1.6	<1.6	<0.8	<3.2	<1.6	<0.8
n-Butylbenzene	<0.65	<0.65	<1.3	<0.65	<1.3	<1.3	<0.65	<2.6	<1.3	<0.65
N-Propylbenzene	<0.65	<0.65	<1.3	<0.65	<1.3	<1.3	<0.65	<2.6	<1.3	<0.65
p-Isopropyltoluene	<0.85	<0.85	<1.7	<0.85	<1.7	<1.7	<0.85	<3.4	<1.7	<0.85
sec-Butylbenzene	<0.75	<0.75	<1.5	<0.75	<1.5	<1.5	<0.75	<3	<1.5	<0.75
Styrene	<0.5	<0.5	<1	<0.5	<1	<1	<0.5	<2	<1	<0.5
tert-Butylbenzene	<0.7	<0.7	<1.4	<0.7	<1.4	<1.4	<0.7	<2.8	<1.4	<0.7
Tetrachloroethene	<b>4,300</b>	<b>2,900</b>	<b>3,800</b>	<b>2,800</b>	<b>5,600</b>	<b>6,800</b>	<b>7,000</b>	<b>7,900</b>	<b>6,800</b>	<b>1,800</b>
Toluene	<0.55	<0.55	<1.1	<0.55	<1.1	<1.1	<0.55	<2.2	<1.1	<0.55
trans-1,2-Dichloroethene	<b>56</b>	<b>48</b>	<b>52</b>	<b>37</b>	<b>29</b>	<b>38</b>	<b>38</b>	<b>48</b>	<b>29</b>	<b>15</b>
Trichloroethene	<b>1,000</b>	<b>800</b>	<b>940</b>	<b>630</b>	<b>940</b>	<b>1,100</b>	<b>1,100</b>	<b>1,200</b>	<b>900</b>	<b>440</b>
Vinyl chloride	<b>180</b>	<b>140</b>	<b>130</b>	<b>110</b>	<b>64</b>	<b>120</b>	<b>110</b>	<b>99</b>	<b>75</b>	<b>33</b>
Xylenes, Total	<0.34	<0.34	<0.68	<0.34	<0.68	<0.68	<0.34	<1.4	<0.68	<0.34

Footnotes on Page 34.

**Table I-1. Groundwater VOC and PCB Analytical Results, Madison-Kipp Corporation, 201 Waubesa Street, Madison, Wisconsin.**

Well ID	MP-13 (continued)									
	67-71'	67-71'	67-71'	67-71'	81-85'	81-85'	81-85'	81-85'	81-85'	102-106'
Sample Interval (feet bls)	01/19/13	02/21/13	04/17/13	07/22/13	12/06/12	01/19/13	02/21/13	04/17/13	07/22/13	12/04/12
Sample Date										
<b>Total PCBs</b>										
Aroclor-1016	NA	NA	NA	NA	<0.15	NA	NA	NA	NA	<0.15
Aroclor-1232	NA	NA	NA	NA	<0.083	NA	NA	NA	NA	<0.083
Aroclor-1242	NA	NA	NA	NA	<0.12	NA	NA	NA	NA	<0.12
<b>Dissolved PCBs</b>										
Aroclor-1016	NA	NA	NA	NA	NA	NA	NA	NA	NA	NA
Aroclor-1221	NA	NA	NA	NA	NA	NA	NA	NA	NA	NA
Aroclor-1232	NA	NA	NA	NA	NA	NA	NA	NA	NA	NA
Aroclor-1242	NA	NA	NA	NA	NA	NA	NA	NA	NA	NA
Aroclor-1248	NA	NA	NA	NA	NA	NA	NA	NA	NA	NA
Aroclor-1254	NA	NA	NA	NA	NA	NA	NA	NA	NA	NA
Aroclor-1260	NA	NA	NA	NA	NA	NA	NA	NA	NA	NA

Only VOCs, and PCBs detected in one or more water samples are listed on the table. Refer to laboratory analytical reports for a complete list of constituents analyzed.

**100** Concentration exceeds the NR 140 Wis. adm. code Preventive Action Limit.

**100** Concentration exceeds the NR 140 Wis. adm. code Enforcement Standard.

\* The LCS or LCSD exceeds the control limits.

< Constituent not detected above noted laboratory detection limit.

bls Below land surface.

DUP Duplicate sample.

J Result is between the method detection limit and the limit of quantitation.

µg/L Micrograms per liter.

NA Not analyzed.

NE Not established.

PCBs Polychlorinated Biphenyls.

VOCs Volatile Organic Compounds.

**Table I-1. Groundwater VOC and PCB Analytical Results, Madison-Kipp Corporation, 201 Waubesa Street, Madison, Wisconsin.**

Well ID	MP-13 (continued)									
Sample Interval (feet bls)	102-106'	102-106'	102-106'	102-106'	121-125'	121-125'	121-125'	121-125'	135-139'	135-139'
Sample Date	01/18/13	02/21/13	04/17/13	07/22/13	12/04/12	01/18/13	04/17/13	07/22/13	12/04/12	01/17/13
<b>VOCs (µg/L)</b>										
1,1,1,2-Tetrachloroethane	<0.5	<0.5	<1.3	<1.3	<0.5	<1.3	<5	<2.5	<0.5	<1.3
1,1,2-Trichloroethane	<0.56	<0.56	<1.4	<1.4	<0.56	<1.4	<5.6	<2.8	<0.56	<1.4
1,1-Dichloroethene	<0.62	<0.62	<1.6	<1.6	<0.62	<1.6	<6.2	<3.1	<b>1.5 J</b>	<1.6
1,2,4-Trimethylbenzene	<0.28	<0.28	<0.7	<0.7	<0.28	<0.7	<2.8	<1.4	<0.28	<0.7
1,2-Dibromoethane	<0.72	<0.72	<1.8	<1.8	<0.72	<1.8	<7.2	<3.6	<0.72	<1.8
1,2-Dichlorobenzene	<0.54	<0.54	<1.4	<1.4	<0.54	<1.4	<5.4	<2.7	<0.54	<1.4
1,2-Dichloropropane	<0.4	<0.4	<1	<1	<0.4	<1	<4	<2	<0.4	<1
1,3,5-Trimethylbenzene	<0.36	<0.36	<0.9	<0.9	<0.36	<0.9	<3.6	<1.8	<0.36	<0.9
Benzene	<0.15	<0.15	<0.37	<0.37	<0.15	<0.37	<1.5	<0.74	0.41 J	<b>1.1 J</b>
Bromoform	<0.56	<0.56	<1.4	<1.4	<0.56	<1.4	<5.6	<2.8	<0.56	<1.4
Bromomethane	<0.62	<0.62	<1.6	<1.6	<0.62	<1.6	<6.2	<3.1	<0.62	<1.6
Carbon tetrachloride	<0.52	<0.52	<1.3	<1.3	<0.52	<1.3	<5.2	<2.6	<0.52	<1.3
Chloroform	<0.4	<0.4	<1	<1	<0.4	<1	<4	<2	<0.4	<1
Chloromethane	<0.36	<0.36	<0.9	<0.9	<0.36	<0.9	<3.6	<1.8	<0.36	<0.9
cis-1,2-Dichloroethene	<b>690</b>	<b>520</b>	<b>720</b>	<b>660</b>	<b>910</b>	<b>1,000</b>	<b>930</b>	<b>760</b>	<b>1,100</b>	<b>910</b>
Dichlorodifluoromethane	<0.4	<0.4	<1	<1	<0.4	<1	<4	<2	<0.4	<1
Ethylbenzene	<0.26	<0.26	<0.65	<0.65	<0.26	<0.65	<2.6	<1.3	<0.26	<0.65
Isopropylbenzene	<0.28	<0.28	<0.7	<0.7	<0.28	<0.7	<2.8	<1.4	<0.28	<0.7
Methyl tert-butyl ether	<0.48	<0.48	<1.2	<1.2	<0.48	<1.2	<4.8	<2.4	<0.48	<1.2
Methylene Chloride	<1.4	<1.4	<3.4	<3.4	<1.4	<3.4	<14	<6.8	<1.4	<3.4
Naphthalene	<0.32	<0.32	<0.8	<0.8	<0.32	<0.8	<3.2	<1.6	<0.32	<0.8
n-Butylbenzene	<0.26	<0.26	<0.65	<0.65	<0.26	<0.65	<2.6	<1.3	<0.26	<0.65
N-Propylbenzene	<0.26	<0.26	<0.65	<0.65	<0.26	<0.65	<2.6	<1.3	<0.26	<0.65
p-Isopropyltoluene	<0.34	<0.34	<0.85	<0.85	<0.34	<0.85	<3.4	<1.7	<0.34	<0.85
sec-Butylbenzene	<0.3	<0.3	<0.75	<0.75	<0.3	<0.75	<3	<1.5	<0.3	<0.75
Styrene	<0.2	<0.2	<0.5	<0.5	<0.2	<0.5	<2	<1	<0.2	<0.5
tert-Butylbenzene	<0.28	<0.28	<0.7	<0.7	<0.28	<0.7	<2.8	<1.4	<0.28	<0.7
Tetrachloroethene	<b>1,100</b>	<b>670</b>	<b>1,400</b>	<b>1,500</b>	<b>1,500</b>	<b>2,600</b>	<b>7,000</b>	<b>6,300</b>	<b>1,900</b>	<b>2,300</b>
Toluene	<0.22	<0.22	<0.55	<0.55	<0.22	<0.55	<2.2	<1.1	<0.22	<0.55
trans-1,2-Dichloroethene	9.5	4.8	6.6	6	12	17	12 J	12	17	15
Trichloroethene	<b>330</b>	<b>270</b>	<b>500</b>	<b>450</b>	<b>340</b>	<b>460</b>	<b>600</b>	<b>510</b>	<b>450</b>	<b>430</b>
Vinyl chloride	<b>23</b>	<b>13</b>	<b>20</b>	<b>19</b>	<b>36</b>	<b>54</b>	<b>13</b>	<b>9.3</b>	<b>50</b>	<b>42</b>
Xylenes, Total	<0.14	<0.14	<0.34	<0.34	<0.14	<0.34	<1.4	<0.68	<0.14	<0.34

Footnotes on Page 36.



**Table I-1. Groundwater VOC and PCB Analytical Results, Madison-Kipp Corporation, 201 Waubesa Street, Madison, Wisconsin.**

Well ID	MP-13 (continued)									
Sample Interval (feet bls)	102-106'	102-106'	102-106'	102-106'	121-125'	121-125'	121-125'	121-125'	135-139'	135-139'
Sample Date	01/18/13	02/21/13	04/17/13	07/22/13	12/04/12	01/18/13	04/17/13	07/22/13	12/04/12	01/17/13
<b>Total PCBs</b>										
Aroclor-1016	NA	NA	NA	NA	<0.15	NA	NA	NA	<0.15	NA
Aroclor-1232	NA	NA	NA	NA	<0.084	NA	NA	NA	<0.083	NA
Aroclor-1242	NA	NA	NA	NA	<0.12	NA	NA	NA	<0.12	NA
<b>Dissolved PCBs</b>										
Aroclor-1016	NA	NA	NA	NA	NA	NA	NA	NA	NA	NA
Aroclor-1221	NA	NA	NA	NA	NA	NA	NA	NA	NA	NA
Aroclor-1232	NA	NA	NA	NA	NA	NA	NA	NA	NA	NA
Aroclor-1242	NA	NA	NA	NA	NA	NA	NA	NA	NA	NA
Aroclor-1248	NA	NA	NA	NA	NA	NA	NA	NA	NA	NA
Aroclor-1254	NA	NA	NA	NA	NA	NA	NA	NA	NA	NA
Aroclor-1260	NA	NA	NA	NA	NA	NA	NA	NA	NA	NA

Only VOCs, and PCBs detected in one or more water samples are listed on the table. Refer to laboratory analytical reports for a complete list of constituents analyzed.

**100** Concentration exceeds the NR 140 Wis. adm. code Preventive Action Limit.

**100** Concentration exceeds the NR 140 Wis. adm. code Enforcement Standard.

\* The LCS or LCSD exceeds the control limits.

< Constituent not detected above noted laboratory detection limit.

bls Below land surface.

DUP Duplicate sample.

J Result is between the method detection limit and the limit of quantitation.

µg/L Micrograms per liter.

NA Not analyzed.

NE Not established.

PCBs Polychlorinated Biphenyls.

VOCs Volatile Organic Compounds.

Table I-1. Groundwater VOC and PCB Analytical Results, Madison-Kipp Corporation, 201 Waubesa Street, Madison, Wisconsin.

Well ID	MP-13 (continued)						MP-14			
	135-139'	135-139'	163-167'	163-167'	163-167'	163-167'	70-75'	70-75'	70-75'	70-75'
Sample Interval (feet bls)	04/17/13	07/22/13	12/04/12	01/16/13	04/17/13	07/22/13	01/21/13	04/16/13	07/16/13	07/22/13
Sample Date	04/17/13	07/22/13	12/04/12	01/16/13	04/17/13	07/22/13	01/21/13	04/16/13	07/16/13	07/22/13
<b>VOCs (µg/L)</b>										
1,1,1,2-Tetrachloroethane	<2.5	<2.5	<1.3	<0.25	<0.5	<0.25	<0.25	<0.25	<0.25	<0.25
1,1,2-Trichloroethane	<2.8	<2.8	<1.4	<0.28	<0.56	<0.28	<0.28	<0.28	<0.28	<0.28
1,1-Dichloroethene	<3.1	<3.1	<1.6	<b>0.97 J</b>	<0.62	<0.31	<0.31	<0.31	<0.31	<0.31
1,2,4-Trimethylbenzene	<1.4	<1.4	<0.7	<0.14	<0.28	<0.14	<0.14	<0.14	<0.14	<0.14
1,2-Dibromoethane	<3.6	<3.6	<1.8	<0.36	<0.72	<0.36	<0.36	<0.36	<0.36	<0.36
1,2-Dichlorobenzene	<2.7	<2.7	<1.4	<0.27	<0.54	<0.27	<0.27	<0.27	<0.27	<0.27
1,2-Dichloropropane	<2	<2	<1	<0.2	<0.4	<0.2	<0.2	<0.2	<0.2	<0.2
1,3,5-Trimethylbenzene	<1.8	<1.8	<0.9	<0.18	<0.36	<0.18	<0.18	<0.18	<0.18	<0.18
Benzene	<0.74	<0.74	<0.37	<0.074	<0.15	<0.074	<0.074	<0.074	<0.074	<0.074
Bromoform	<2.8	<2.8	<1.4	<0.28	<0.56	<0.28	<0.28	<0.28	<0.28	<0.28
Bromomethane	<3.1	<3.1	<1.6	<0.31	<0.62	<0.31	<0.31	<0.31	<0.31	<0.31
Carbon tetrachloride	<2.6	<2.6	<1.3	<0.26	<0.52	<0.26	<0.26	<0.26	<0.26	<0.26
Chloroform	<2	<2	<1	<0.2	<0.4	<0.2	<0.2	<0.2	<0.2	<0.2
Chloromethane	<1.8	<1.8	<0.9	<0.18	<0.36	<0.18	<0.18	<0.18	<0.18	<0.18
cis-1,2-Dichloroethene	<b>540</b>	<b>420</b>	<b>970</b>	<b>730</b>	<b>460</b>	<b>200</b>	<0.12	<0.12	<0.12	<0.12
Dichlorodifluoromethane	<2	<2	<1	<0.2	<0.4	<0.2	<0.2	<0.2	<0.2	<0.2
Ethylbenzene	<1.3	<1.3	<0.65	<0.13	<0.26	<0.13	<0.13	<0.13	<0.13	<0.13
Isopropylbenzene	<1.4	<1.4	<0.7	<0.14	<0.28	<0.14	<0.14	<0.14	<0.14	<0.14
Methyl tert-butyl ether	<2.4	<2.4	<1.2	<0.24	<0.48	<0.24	<0.24	<0.24	<0.24	<0.24
Methylene Chloride	<6.8	<6.8	<3.4	<0.68	<1.4	<0.68	<0.68	<0.68	<0.68	<0.68
Naphthalene	<1.6	<1.6	<0.8	<0.16	<0.32	<0.16	<0.16	<0.16	<0.16	<0.16
n-Butylbenzene	<1.3	<1.3	<0.65	<0.13	<0.26	<0.13	<0.13	<0.13	<0.13	<0.13
N-Propylbenzene	<1.3	<1.3	<0.65	<0.13	<0.26	<0.13	<0.13	<0.13	<0.13	<0.13
p-Isopropyltoluene	<1.7	<1.7	<0.85	<0.17	<0.34	<0.17	<0.17	<0.17	<0.17	<0.17
sec-Butylbenzene	<1.5	<1.5	<0.75	<0.15	<0.3	<0.15	<0.15	<0.15	<0.15	<0.15
Styrene	<1	<1	<0.5	<0.1	<0.2	<0.1	<0.1	<0.1	<0.1	<0.1
tert-Butylbenzene	<1.4	<1.4	<0.7	<0.14	<0.28	<0.14	<0.14	<0.14	<0.14	<0.14
Tetrachloroethene	<b>3,800</b>	<b>4,200</b>	<b>1,400</b>	<b>930</b>	<b>840</b>	<b>510</b>	<b>0.71 J</b>	<0.17	<0.17	<0.17
Toluene	<1.1	<1.1	<0.55	<0.11	<0.22	<0.11	<0.11	<0.11	<0.11	<0.11
trans-1,2-Dichloroethene	8.5 J	5.4 J	15	13	7.5	3.3	<0.25	<0.25	<0.25	<0.25
Trichloroethene	<b>310</b>	<b>260</b>	<b>370</b>	<b>250</b>	<b>200</b>	<b>92</b>	<0.19	<0.19	<0.19	<0.19
Vinyl chloride	<b>11</b>	<b>8.1</b>	<b>41</b>	<b>27</b>	<b>6.8</b>	<b>0.74</b>	<0.1	<0.1	<0.1	<0.1
Xylenes, Total	<0.68	<0.68	<0.34	<0.068	<0.14	<0.068	<0.068	<0.068	<0.068	<0.068

Footnotes on Page 38.

**Table I-1. Groundwater VOC and PCB Analytical Results, Madison-Kipp Corporation, 201 Waubesa Street, Madison, Wisconsin.**

Well ID	MP-13 (continued)						MP-14			
	135-139'	135-139'	163-167'	163-167'	163-167'	163-167'	70-75'	70-75'	70-75'	70-75'
Sample Interval (feet bls)	04/17/13	07/22/13	12/04/12	01/16/13	04/17/13	07/22/13	01/21/13	04/16/13	07/16/13	07/22/13
Sample Date										
<b>Total PCBs</b>										
Aroclor-1016	NA	NA	<0.15	NA	NA	NA	NA	NA	NA	NA
Aroclor-1232	NA	NA	<0.083	NA	NA	NA	NA	NA	NA	NA
Aroclor-1242	NA	NA	<0.12	NA	NA	NA	NA	NA	NA	NA
<b>Dissolved PCBs</b>										
Aroclor-1016	NA	NA	NA	NA	NA	NA	NA	NA	NA	NA
Aroclor-1221	NA	NA	NA	NA	NA	NA	NA	NA	NA	NA
Aroclor-1232	NA	NA	NA	NA	NA	NA	NA	NA	NA	NA
Aroclor-1242	NA	NA	NA	NA	NA	NA	NA	NA	NA	NA
Aroclor-1248	NA	NA	NA	NA	NA	NA	NA	NA	NA	NA
Aroclor-1254	NA	NA	NA	NA	NA	NA	NA	NA	NA	NA
Aroclor-1260	NA	NA	NA	NA	NA	NA	NA	NA	NA	NA

Only VOCs, and PCBs detected in one or more water samples are listed on the table. Refer to laboratory analytical reports for a complete list of constituents analyzed.

**100** Concentration exceeds the NR 140 Wis. adm. code Preventive Action Limit.

**100** Concentration exceeds the NR 140 Wis. adm. code Enforcement Standard.

\* The LCS or LCSD exceeds the control limits.

< Constituent not detected above noted laboratory detection limit.

bls Below land surface.

DUP Duplicate sample.

J Result is between the method detection limit and the limit of quantitation.

µg/L Micrograms per liter.

NA Not analyzed.

NE Not established.

PCBs Polychlorinated Biphenyls.

VOCs Volatile Organic Compounds.

Table I-1. Groundwater VOC and PCB Analytical Results, Madison-Kipp Corporation, 201 Waubesa Street, Madison, Wisconsin.

Well ID	MP-14 (continued)									
	100-105'	100-105'	100-105'	100-105'	135-140'	135-140'	135-140'	135-140'	170 - 178'	170-178'
Sample Interval (feet bls)	01/21/13	04/16/13	07/16/13	07/22/13	01/21/13	04/16/13	07/16/13	07/22/13	01/21/13	04/16/13
Sample Date	01/21/13	04/16/13	07/16/13	07/22/13	01/21/13	04/16/13	07/16/13	07/22/13	01/21/13	04/16/13
<b>VOCs (µg/L)</b>										
1,1,1,2-Tetrachloroethane	<0.25	<0.25	<0.25	<0.25	<0.25	<0.25	<0.5	<0.25	<0.25	<0.25
1,1,2-Trichloroethane	<0.28	<0.28	<0.28	<0.28	<0.28	<0.28	<0.56	<0.28	<0.28	<0.28
1,1-Dichloroethene	<0.31	<0.31	<0.31	<0.31	<0.31	<0.31	<0.62	<0.31	<0.31	<0.31
1,2,4-Trimethylbenzene	<0.14	<0.14	<0.14	<0.14	<0.14	<0.14	<0.28	<0.14	<0.14	<0.14
1,2-Dibromoethane	<0.36	<0.36	<0.36	<0.36	<0.36	<0.36	<0.72	<0.36	<0.36	<0.36
1,2-Dichlorobenzene	<0.27	<0.27	<0.27	<0.27	<0.27	<0.27	<0.54	<0.27	<0.27	<0.27
1,2-Dichloropropane	<0.2	<0.2	<0.2	<0.2	<0.2	<0.2	<0.4	<0.2	<0.2	<0.2
1,3,5-Trimethylbenzene	<0.18	<0.18	<0.18	<0.18	<0.18	<0.18	<0.36	<0.18	<0.18	<0.18
Benzene	<0.074	<0.074	<0.074	<0.074	<0.074	<0.074	<0.15	<0.074	<0.074	<0.074
Bromoform	<0.28	<0.28	<0.28	<0.28	<0.28	<0.28	<0.56	<0.28	<0.28	<0.28
Bromomethane	<0.31	<0.31	<0.31	<0.31	<0.31	<0.31	<0.62	<0.31	<0.31	<0.31
Carbon tetrachloride	<0.26	<0.26	<0.26	<0.26	<0.26	<0.26	<0.52	<0.26	<0.26	<0.26
Chloroform	<0.2	<0.2	<0.2	<0.2	<0.2	<0.2	<0.4	<0.2	<0.2	<0.2
Chloromethane	<0.18	<0.18	<0.18	<0.18	<0.18	<0.18	<0.36	<0.18	<0.18	<0.18
cis-1,2-Dichloroethene	<0.12	<0.12	<0.12	<0.12	<0.12	<b>17</b>	<b>27</b>	<b>29</b>	<0.12	<0.12
Dichlorodifluoromethane	<0.2	<0.2	<0.2	0.72 J	<0.2	<0.2	<0.4	<0.2	<0.2	<0.2
Ethylbenzene	<0.13	<0.13	<0.13	<0.13	<0.13	<0.13	<0.26	<0.13	<0.13	<0.13
Isopropylbenzene	<0.14	<0.14	<0.14	<0.14	<0.14	<0.14	<0.28	<0.14	<0.14	<0.14
Methyl tert-butyl ether	<0.24	<0.24	<0.24	<0.24	<0.24	<0.24	<0.48	<0.24	<0.24	<0.24
Methylene Chloride	<0.68	<0.68	<0.68	<0.68	<0.68	<0.68	<1.4	<0.68	<0.68	<0.68
Naphthalene	<0.16	<0.16	<0.16	<0.16	<0.16	<0.16	<0.32	<0.16	<0.16	<0.16
n-Butylbenzene	<0.13	<0.13	<0.13	<0.13	<0.13	<0.13	<0.26	<0.13	<0.13	<0.13
N-Propylbenzene	<0.13	<0.13	<0.13	<0.13	<0.13	<0.13	<0.26	<0.13	<0.13	<0.13
p-Isopropyltoluene	<0.17	<0.17	<0.17	<0.17	<0.17	<0.17	<0.34	<0.17	<0.17	<0.17
sec-Butylbenzene	<0.15	<0.15	<0.15	<0.15	<0.15	<0.15	<0.3	<0.15	<0.15	<0.15
Styrene	<0.1	<0.1	<0.1	<0.1	<0.1	<0.1	<0.2	<0.1	<0.1	<0.1
tert-Butylbenzene	<0.14	<0.14	<0.14	<0.14	<0.14	<0.14	<0.28	<0.14	<0.14	<0.14
Tetrachloroethene	<b>1.5</b>	<0.17	<0.17	<0.17	<b>1.7</b>	<b>430</b>	<b>820</b>	<b>920</b>	<b>1.2</b>	<b>9.2</b>
Toluene	<0.11	<0.11	<0.11	<0.11	<0.11	<0.11	<0.22	<0.11	<0.11	<0.11
trans-1,2-Dichloroethene	<0.25	<0.25	<0.25	<0.25	<0.25	<0.25	<0.5	<0.25	<0.25	<0.25
Trichloroethene	<0.19	<0.19	<0.19	<0.19	0.24 J	<b>31</b>	<b>53</b>	<b>51</b>	<0.19	<b>0.78</b>
Vinyl chloride	<0.1	<0.1	<0.1	<0.1	<0.1	<0.1	<0.2	<0.1	<0.1	<0.1
Xylenes, Total	<0.068	<0.068	<0.068	<0.068	<0.068	<0.068	<0.14	<0.068	<0.068	<0.068

Footnotes on Page 40.

**Table I-1. Groundwater VOC and PCB Analytical Results, Madison-Kipp Corporation, 201 Waubesa Street, Madison, Wisconsin.**

Well ID	MP-14 (continued)									
	100-105'	100-105'	100-105'	100-105'	135-140'	135-140'	135-140'	135-140'	170 - 178'	170-178'
Sample Interval (feet bls)	01/21/13	04/16/13	07/16/13	07/22/13	01/21/13	04/16/13	07/16/13	07/22/13	01/21/13	04/16/13
Sample Date										
<b>Total PCBs</b>										
Aroclor-1016	NA	NA	NA	NA	NA	NA	NA	NA	NA	NA
Aroclor-1232	NA	NA	NA	NA	NA	NA	NA	NA	NA	NA
Aroclor-1242	NA	NA	NA	NA	NA	NA	NA	NA	NA	NA
<b>Dissolved PCBs</b>										
Aroclor-1016	NA	NA	NA	NA	NA	NA	NA	NA	NA	NA
Aroclor-1221	NA	NA	NA	NA	NA	NA	NA	NA	NA	NA
Aroclor-1232	NA	NA	NA	NA	NA	NA	NA	NA	NA	NA
Aroclor-1242	NA	NA	NA	NA	NA	NA	NA	NA	NA	NA
Aroclor-1248	NA	NA	NA	NA	NA	NA	NA	NA	NA	NA
Aroclor-1254	NA	NA	NA	NA	NA	NA	NA	NA	NA	NA
Aroclor-1260	NA	NA	NA	NA	NA	NA	NA	NA	NA	NA

Only VOCs, and PCBs detected in one or more water samples are listed on the table. Refer to laboratory analytical reports for a complete list of constituents analyzed.

**100** Concentration exceeds the NR 140 Wis. adm. code Preventive Action Limit.

**100** Concentration exceeds the NR 140 Wis. adm. code Enforcement Standard.

\* The LCS or LCSD exceeds the control limits.

< Constituent not detected above noted laboratory detection limit.

bls Below land surface.

DUP Duplicate sample.

J Result is between the method detection limit and the limit of quantitation.

µg/L Micrograms per liter.

NA Not analyzed.

NE Not established.

PCBs Polychlorinated Biphenyls.

VOCs Volatile Organic Compounds.

Table I-1. Groundwater VOC and PCB Analytical Results, Madison-Kipp Corporation, 201 Waubesa Street, Madison, Wisconsin.

Well ID	MP-14 (continued)		MP-15							
	170-178'	170-178'	88-92'	88-92'	88-92'	100-105'	100-105'	100-105'	120-125'	120-125'
Sample Interval (feet bls)	07/16/13	07/22/13	01/22/13	04/15/13	07/22/13	01/22/13	04/15/13	07/22/13	01/22/13	04/15/13
Sample Date	07/16/13	07/22/13	01/22/13	04/15/13	07/22/13	01/22/13	04/15/13	07/22/13	01/22/13	04/15/13
<b>VOCs (µg/L)</b>										
1,1,1,2-Tetrachloroethane	<0.5	<0.25	<0.25	<0.25	<0.25	<0.25	<0.25	<0.25	<0.5	<0.5
1,1,2-Trichloroethane	<0.56	<0.28	<0.28	<b>2.2</b>	<0.28	<0.28	<0.28	<0.28	<0.56	<0.56
1,1-Dichloroethene	<0.62	<0.31	<0.31	<0.31	<0.31	<0.31	<0.31	<0.31	<0.62	<0.62
1,2,4-Trimethylbenzene	<0.28	<0.14	<0.14	<0.14	<0.14	<0.14	<0.14	<0.14	<0.28	<0.28
1,2-Dibromoethane	<0.72	<0.36	<0.36	<0.36	<0.36	<0.36	<0.36	<0.36	<0.72	<0.72
1,2-Dichlorobenzene	<0.54	<0.27	<0.27	<0.27	<0.27	<0.27	<0.27	<0.27	<0.54	<0.54
1,2-Dichloropropane	<0.4	<0.2	<0.2	<0.2	<0.2	<0.2	<0.2	<0.2	<0.4	<0.4
1,3,5-Trimethylbenzene	<0.36	<0.18	<0.18	<0.18	<0.18	<0.18	<0.18	<0.18	<0.36	<0.36
Benzene	<0.15	<0.074	<0.074	<0.074	<0.074	<0.074	<0.074	<0.074	<0.15	<0.15
Bromoform	<0.56	<0.28	<0.28	<0.28	<0.28	<0.28	<0.28	<0.28	<0.56	<0.56
Bromomethane	<0.62	<0.31	<0.31	<0.31	<0.31	<0.31	<0.31	<0.31	<0.62	<0.62
Carbon tetrachloride	<0.52	<0.26	<0.26	<0.26	<0.26	<0.26	<0.26	<0.26	<0.52	<0.52
Chloroform	<0.4	<0.2	<0.2	<0.2	<0.2	<0.2	<0.2	<0.2	<0.4	<0.4
Chloromethane	<0.36	<0.18	<0.18	<0.18	<0.18	<0.18	<0.18	<0.18	<0.36	<0.36
cis-1,2-Dichloroethene	<b>22</b>	<b>21</b>	<b>7.5</b>	<b>23</b>	<b>14</b>	<b>9.3</b>	<b>37</b>	<b>68</b>	<b>200</b>	<b>230</b>
Dichlorodifluoromethane	<0.4	<0.2	<0.2	<0.2	<0.2	<0.2	<0.2	<0.2	<0.4	<0.4
Ethylbenzene	<0.26	<0.13	<0.13	<0.13	<0.13	<0.13	<0.13	<0.13	<0.26	<0.26
Isopropylbenzene	<0.28	<0.14	<0.14	<0.14	<0.14	<0.14	<0.14	<0.14	<0.28	<0.28
Methyl tert-butyl ether	<0.48	<0.24	2.3	0.84 J	<0.24	2.2	1.3	<0.24	<0.48	<0.48
Methylene Chloride	<1.4	<0.68	<0.68	<0.68	<0.68	<0.68	<0.68	<0.68	<1.4	<1.4
Naphthalene	<0.32	<0.16	<0.16	<0.16	<0.16	<0.16	<0.16	<0.16	<0.32	<0.32
n-Butylbenzene	<0.26	<0.13	<0.13	<0.13	<0.13	<0.13	<0.13	<0.13	<0.26	<0.26
N-Propylbenzene	<0.26	<0.13	<0.13	<0.13	<0.13	<0.13	<0.13	<0.13	<0.26	<0.26
p-Isopropyltoluene	<0.34	<0.17	<0.17	<0.17	<0.17	<0.17	<0.17	<0.17	<0.34	<0.34
sec-Butylbenzene	<0.3	<0.15	<0.15	<0.15	<0.15	<0.15	<0.15	<0.15	<0.3	<0.3
Styrene	<0.2	<0.1	<0.1	<0.1	<0.1	<0.1	<0.1	<0.1	<0.2	<0.2
tert-Butylbenzene	<0.28	<0.14	<0.14	<0.14	<0.14	<0.14	<0.14	<0.14	<0.28	<0.28
Tetrachloroethene	<b>520</b>	<b>520</b>	<b>130</b>	<b>160</b>	<b>130</b>	<b>230</b>	<b>440</b>	<b>660</b>	<b>1,100</b>	<b>1,900</b>
Toluene	<0.22	<0.11	<0.11	<0.11	<0.11	<0.11	<0.11	<0.11	<0.22	<0.22
trans-1,2-Dichloroethene	<0.5	<0.25	<0.25	<0.25	<0.25	<0.25	<0.25	0.51 J	1.3 J	1.7 J
Trichloroethene	<b>42</b>	<b>37</b>	<b>11</b>	<b>15</b>	<b>12</b>	<b>16</b>	<b>41</b>	<b>65</b>	<b>160</b>	<b>210</b>
Vinyl chloride	<0.2	<0.1	<0.1	<0.1	<0.1	<0.1	<0.1	<0.1	<0.2	<b>1</b>
Xylenes, Total	<0.14	<0.068	<0.068	<0.068	<0.068	<0.068	<0.068	<0.068	<0.14	<0.14

Footnotes on Page 42.

**Table I-1. Groundwater VOC and PCB Analytical Results, Madison-Kipp Corporation, 201 Waubesa Street, Madison, Wisconsin.**

Well ID	MP-14 (continued)					MP-15				
	170-178'	170-178'	88-92'	88-92'	88-92'	100-105'	100-105'	100-105'	120-125'	120-125'
Sample Interval (feet bls)	07/16/13	07/22/13	01/22/13	04/15/13	07/22/13	01/22/13	04/15/13	07/22/13	01/22/13	04/15/13
Sample Date	07/16/13	07/22/13	01/22/13	04/15/13	07/22/13	01/22/13	04/15/13	07/22/13	01/22/13	04/15/13
<b>Total PCBs</b>										
Aroclor-1016	NA	NA	NA	NA	NA	NA	NA	NA	NA	NA
Aroclor-1232	NA	NA	NA	NA	NA	NA	NA	NA	NA	NA
Aroclor-1242	NA	NA	NA	NA	NA	NA	NA	NA	NA	NA
<b>Dissolved PCBs</b>										
Aroclor-1016	NA	NA	NA	NA	NA	NA	NA	NA	NA	NA
Aroclor-1221	NA	NA	NA	NA	NA	NA	NA	NA	NA	NA
Aroclor-1232	NA	NA	NA	NA	NA	NA	NA	NA	NA	NA
Aroclor-1242	NA	NA	NA	NA	NA	NA	NA	NA	NA	NA
Aroclor-1248	NA	NA	NA	NA	NA	NA	NA	NA	NA	NA
Aroclor-1254	NA	NA	NA	NA	NA	NA	NA	NA	NA	NA
Aroclor-1260	NA	NA	NA	NA	NA	NA	NA	NA	NA	NA

Only VOCs, and PCBs detected in one or more water samples are listed on the table. Refer to laboratory analytical reports for a complete list of constituents analyzed.

- 100** Concentration exceeds the NR 140 Wis. adm. code Preventive Action Limit.
- 100** Concentration exceeds the NR 140 Wis. adm. code Enforcement Standard.
- \* The LCS or LCSD exceeds the control limits.
- < Constituent not detected above noted laboratory detection limit.
- bls Below land surface.
- DUP Duplicate sample.
- J Result is between the method detection limit and the limit of quantitation.
- µg/L Micrograms per liter.
- NA Not analyzed.
- NE Not established.
- PCBs Polychlorinated Biphenyls.
- VOCs Volatile Organic Compounds.

Table I-1. Groundwater VOC and PCB Analytical Results, Madison-Kipp Corporation, 201 Waubesa Street, Madison, Wisconsin.

Well ID	MP-15 (continued)							MP-16		
	120-125'	142-146'	142-146'	142-146'	177 - 187'	177-187'	177-187'	80-84'	80-84'	80-84'
Sample Interval (feet bls)	07/22/13	01/22/13	04/15/13	07/22/13	01/22/13	04/15/13	07/22/13	01/22/13	04/16/13	07/23/13
Sample Date	07/22/13	01/22/13	04/15/13	07/22/13	01/22/13	04/15/13	07/22/13	01/22/13	04/16/13	07/23/13
<b>VOCs (µg/L)</b>										
1,1,1,2-Tetrachloroethane	<1.3	<0.25	<0.25	<0.25	<0.25	<0.25	<0.25	<0.25	<0.25	<0.25
1,1,2-Trichloroethane	<1.4	<0.28	<0.28	<0.28	<0.28	<0.28	<0.28	<0.28	<0.28	<0.28
1,1-Dichloroethene	<1.6	<0.31	<0.31	<0.31	<0.31	<0.31	<0.31	<0.31	<0.31	<0.31
1,2,4-Trimethylbenzene	<0.7	<0.14	<0.14	<0.14	<0.14	<0.14	<0.14	<0.14	<0.14	<0.14
1,2-Dibromoethane	<1.8	<0.36	<0.36	<0.36	<0.36	<0.36	<0.36	<0.36	<0.36	<0.36
1,2-Dichlorobenzene	<1.4	<0.27	<0.27	<0.27	<0.27	<0.27	<0.27	<0.27	<0.27	<0.27
1,2-Dichloropropane	<1	<0.2	<0.2	<0.2	<0.2	<0.2	<0.2	<0.2	<0.2	<0.2
1,3,5-Trimethylbenzene	<0.9	<0.18	<0.18	<0.18	<0.18	<0.18	<0.18	<0.18	<0.18	<0.18
Benzene	<0.37	<0.074	<0.074	<0.074	<0.074	<0.074	<0.074	<0.074	<0.074	<0.074
Bromoform	<1.4	<0.28	<0.28	<0.28	<0.28	<0.28	<0.28	<0.28	<0.28	<0.28
Bromomethane	<1.6	<0.31	<0.31	<0.31	<0.31	<0.31	<0.31	<0.31	<0.31	<0.31
Carbon tetrachloride	<1.3	<0.26	<0.26	<0.26	<0.26	<0.26	<0.26	<0.26	<0.26	<0.26
Chloroform	<1	<0.2	<0.2	<0.2	<0.2	<0.2	<0.2	<0.2	<0.2	<0.2
Chloromethane	<0.9	<0.18	<0.18	<0.18	<0.18	<0.18	<0.18	<0.18	<0.18	<0.18
cis-1,2-Dichloroethene	<b>250</b>	<b>9.7</b>	<b>75</b>	<b>110</b>	<b>9.5</b>	6.7	6	<0.12	<0.12	<0.12
Dichlorodifluoromethane	<1	<0.2	<0.2	<0.2	<0.2	<0.2	<0.2	<0.2	<0.2	<0.2 *
Ethylbenzene	<0.65	<0.13	<0.13	<0.13	<0.13	<0.13	<0.13	<0.13	<0.13	<0.13
Isopropylbenzene	<0.7	<0.14	<0.14	<0.14	<0.14	<0.14	<0.14	<0.14	<0.14	<0.14
Methyl tert-butyl ether	<1.2	2	<0.24	<0.24	2.5	1.6	0.86 J	<0.24	<0.24	<0.24
Methylene Chloride	<3.4	<0.68	<0.68	<0.68	<0.68	<0.68	<0.68	<0.68	<0.68	<0.68
Naphthalene	<0.8	<0.16	<0.16	<0.16	<0.16	<0.16	<0.16	<0.16	<0.16	<0.16
n-Butylbenzene	<0.65	<0.13	<0.13	<0.13	<0.13	<0.13	<0.13	<0.13	<0.13	<0.13
N-Propylbenzene	<0.65	<0.13	<0.13	<0.13	<0.13	<0.13	<0.13	<0.13	<0.13	<0.13
p-Isopropyltoluene	<0.85	<0.17	<0.17	<0.17	<0.17	<0.17	<0.17	<0.17	<0.17	<0.17
sec-Butylbenzene	<0.75	<0.15	<0.15	<0.15	<0.15	<0.15	<0.15	<0.15	<0.15	<0.15
Styrene	<0.5	<0.1	<0.1	<0.1	<0.1	<0.1	<0.1	<0.1	<0.1	<0.1
tert-Butylbenzene	<0.7	<0.14	<0.14	<0.14	<0.14	<0.14	<0.14	<0.14	<0.14	<0.14
Tetrachloroethene	<b>2,100</b>	<b>170</b>	<b>580</b>	<b>640</b>	<b>240</b>	<b>140</b>	<b>110</b>	<b>0.76 J</b>	<0.17	<0.17
Toluene	<0.55	<0.11	<0.11	<0.11	<0.11	<0.11	<0.11	<0.11	<0.11	<0.11
trans-1,2-Dichloroethene	<1.3	<0.25	0.86 J	0.97 J	<0.25	<0.25	<0.25	<0.25	<0.25	<0.25
Trichloroethene	<b>220</b>	<b>14</b>	<b>78</b>	<b>100</b>	<b>17</b>	<b>12</b>	<b>7.7</b>	<0.19	<0.19	<0.19
Vinyl chloride	<b>1.9 J</b>	<0.1	<b>0.39 J</b>	<b>0.58</b>	<0.1	<0.1	<0.1	<0.1	<0.1	<0.1
Xylenes, Total	<0.34	<0.068	<0.068	<0.068	<0.068	<0.068	<0.068	<0.068	<0.068	<0.068

Footnotes on Page 44.



**Table I-1. Groundwater VOC and PCB Analytical Results, Madison-Kipp Corporation, 201 Waubesa Street, Madison, Wisconsin.**

Well ID	MP-15 (continued)							MP-16		
	120-125'	142-146'	142-146'	142-146'	177 - 187'	177-187'	177-187'	80-84'	80-84'	80-84'
Sample Interval (feet bls)	07/22/13	01/22/13	04/15/13	07/22/13	01/22/13	04/15/13	07/22/13	01/22/13	04/16/13	07/23/13
Sample Date										
<b>Total PCBs</b>										
Aroclor-1016	NA	NA	NA	NA	NA	NA	NA	NA	NA	NA
Aroclor-1232	NA	NA	NA	NA	NA	NA	NA	NA	NA	NA
Aroclor-1242	NA	NA	NA	NA	NA	NA	NA	NA	NA	NA
<b>Dissolved PCBs</b>										
Aroclor-1016	NA	NA	NA	NA	NA	NA	NA	NA	NA	NA
Aroclor-1221	NA	NA	NA	NA	NA	NA	NA	NA	NA	NA
Aroclor-1232	NA	NA	NA	NA	NA	NA	NA	NA	NA	NA
Aroclor-1242	NA	NA	NA	NA	NA	NA	NA	NA	NA	NA
Aroclor-1248	NA	NA	NA	NA	NA	NA	NA	NA	NA	NA
Aroclor-1254	NA	NA	NA	NA	NA	NA	NA	NA	NA	NA
Aroclor-1260	NA	NA	NA	NA	NA	NA	NA	NA	NA	NA

Only VOCs, and PCBs detected in one or more water samples are listed on the table. Refer to laboratory analytical reports for a complete list of constituents analyzed.

**100** Concentration exceeds the NR 140 Wis. adm. code Preventive Action Limit.

**100** Concentration exceeds the NR 140 Wis. adm. code Enforcement Standard.

\* The LCS or LCSD exceeds the control limits.

< Constituent not detected above noted laboratory detection limit.

bls Below land surface.

DUP Duplicate sample.

J Result is between the method detection limit and the limit of quantitation.

µg/L Micrograms per liter.

NA Not analyzed.

NE Not established.

PCBs Polychlorinated Biphenyls.

VOCs Volatile Organic Compounds.

Table I-1. Groundwater VOC and PCB Analytical Results, Madison-Kipp Corporation, 201 Waubesa Street, Madison, Wisconsin.

Well ID Sample Interval (feet bls) Sample Date	MP-16 (continued)									MW-17
	106-116' 01/22/13	106-116' 04/16/13	106-116' 07/23/13	140-144' 01/22/13	140-144' 04/16/13	140-144' 07/23/13	175-179' 01/22/13	175-179' 04/16/13	175-179' 07/23/13	160-170 01/17/13
<b>VOCs (µg/L)</b>										
1,1,1,2-Tetrachloroethane	<0.25	<0.25	<0.25	<0.25	<0.25	<0.25	<0.25	<0.25	<0.25	<0.5
1,1,2-Trichloroethane	<0.28	<0.28	<0.28	<0.28	<0.28	<0.28	<0.28	<0.28	<0.28	<0.56
1,1-Dichloroethene	<0.31	<0.31	<0.31	<0.31	<0.31	<0.31	<0.31	<0.31	<0.31	<0.62
1,2,4-Trimethylbenzene	<0.14	<0.14	<0.14	<0.14	<0.14	<0.14	<0.14	<0.14	<0.14	<0.28
1,2-Dibromoethane	<0.36	<0.36	<0.36	<0.36	<0.36	<0.36	<0.36	<0.36	<0.36	<0.72
1,2-Dichlorobenzene	<0.27	<0.27	<0.27	<0.27	<0.27	<0.27	<0.27	<0.27	<0.27	<0.54
1,2-Dichloropropane	<0.2	<0.2	<0.2	<0.2	<0.2	<0.2	<0.2	<0.2	<0.2	<0.4
1,3,5-Trimethylbenzene	<0.18	<0.18	<0.18	<0.18	<0.18	<0.18	<0.18	<0.18	<0.18	<0.36
Benzene	<0.074	<0.074	<0.074	<0.074	<0.074	<0.074	<0.074	<0.074	<0.074	<b>20</b>
Bromoform	<0.28	<0.28	<0.28	<0.28	<0.28	<0.28	<0.28	<0.28	<0.28	<0.56
Bromomethane	<0.31	<0.31	<0.31	<0.31	<0.31	<0.31	<0.31	<0.31	<0.31	<0.62
Carbon tetrachloride	<0.26	<0.26	<0.26	<0.26	<0.26	<0.26	<0.26	<0.26	<0.26	<b>1.2 J</b>
Chloroform	<0.2	<0.2	<0.2	<0.2	<0.2	<0.2	<0.2	<0.2	<0.2	<b>1.8 J</b>
Chloromethane	<0.18	<0.18	<0.18	<0.18	<0.18	<0.18	<0.18	<0.18	<0.18	<0.36
cis-1,2-Dichloroethene	2.6	5.8	<b>9.5</b>	1.9	1.2	<0.12	1.9	0.99 J	<0.12	3.5
Dichlorodifluoromethane	<0.2	<0.2	<0.2 *	<0.2	<0.2	<0.2 *	<0.2	<0.2	<0.2 *	<0.4
Ethylbenzene	<0.13	<0.13	<0.13	<0.13	<0.13	<0.13	<0.13	<0.13	<0.13	<0.26
Isopropylbenzene	<0.14	<0.14	<0.14	<0.14	<0.14	<0.14	<0.14	<0.14	<0.14	<0.28
Methyl tert-butyl ether	<0.24	<0.24	<0.24	<0.24	<0.24	<0.24	<0.24	<0.24	<0.24	<0.48
Methylene Chloride	<0.68	<0.68	<0.68	<0.68	<0.68	<0.68	<0.68	<0.68	<0.68	<1.4
Naphthalene	<0.16	<0.16	<0.16	<0.16	<0.16	<0.16	<0.16	<0.16	<0.16	<0.32
n-Butylbenzene	<0.13	<0.13	<0.13	<0.13	<0.13	<0.13	<0.13	<0.13	<0.13	<0.26
N-Propylbenzene	<0.13	<0.13	<0.13	<0.13	<0.13	<0.13	<0.13	<0.13	<0.13	<0.26
p-Isopropyltoluene	<0.17	<0.17	<0.17	<0.17	<0.17	<0.17	<0.17	<0.17	<0.17	<0.34
sec-Butylbenzene	<0.15	<0.15	<0.15	<0.15	<0.15	<0.15	<0.15	<0.15	<0.15	<0.3
Styrene	<0.1	<0.1	<0.1	<0.1	<0.1	<0.1	<0.1	<0.1	<0.1	<0.2
tert-Butylbenzene	<0.14	<0.14	<0.14	<0.14	<0.14	<0.14	<0.14	<0.14	<0.14	<0.28
Tetrachloroethene	<b>23</b>	<b>330</b>	<b>90</b>	<b>14</b>	<b>11</b>	<b>23</b>	<b>13</b>	<b>6.7</b>	<b>2.2</b>	<b>1,300</b>
Toluene	<0.11	<0.11	<0.11	<0.11	<0.11	<0.11	<0.11	<0.11	<0.11	1.8
trans-1,2-Dichloroethene	<0.25	<0.25	<0.25	<0.25	<0.25	<0.25	<0.25	<0.25	<0.25	1.5 J
Trichloroethene	<b>3.8</b>	<b>44</b>	<b>12</b>	<b>2.1</b>	<b>2</b>	<b>3</b>	<b>2.2</b>	<b>1.2</b>	0.42 J	<b>86</b>
Vinyl chloride	<0.1	<0.1	<0.1	<0.1	<0.1	<0.1	<0.1	<0.1	<0.1	<0.2
Xylenes, Total	<0.068	<0.068	<0.068	<0.068	<0.068	<0.068	<0.068	<0.068	<0.068	3.1

Footnotes on Page 46.

**Table I-1. Groundwater VOC and PCB Analytical Results, Madison-Kipp Corporation, 201 Waubesa Street, Madison, Wisconsin.**

Well ID	MP-16 (continued)									MW-17
	106-116'	106-116'	106-116'	140-144'	140-144'	140-144'	175-179'	175-179'	175-179'	160-170
Sample Interval (feet bls)	01/22/13	04/16/13	07/23/13	01/22/13	04/16/13	07/23/13	01/22/13	04/16/13	07/23/13	01/17/13
Sample Date										
<b>Total PCBs</b>										
Aroclor-1016	NA	NA	NA	NA	NA	NA	NA	NA	NA	<0.17
Aroclor-1232	NA	NA	NA	NA	NA	NA	NA	NA	NA	<0.093
Aroclor-1242	NA	NA	NA	NA	NA	NA	NA	NA	NA	<0.13
<b>Dissolved PCBs</b>										
Aroclor-1016	NA	NA	NA	NA	NA	NA	NA	NA	NA	NA
Aroclor-1221	NA	NA	NA	NA	NA	NA	NA	NA	NA	NA
Aroclor-1232	NA	NA	NA	NA	NA	NA	NA	NA	NA	NA
Aroclor-1242	NA	NA	NA	NA	NA	NA	NA	NA	NA	NA
Aroclor-1248	NA	NA	NA	NA	NA	NA	NA	NA	NA	NA
Aroclor-1254	NA	NA	NA	NA	NA	NA	NA	NA	NA	NA
Aroclor-1260	NA	NA	NA	NA	NA	NA	NA	NA	NA	NA

Only VOCs, and PCBs detected in one or more water samples are listed on the table. Refer to laboratory analytical reports for a complete list of constituents analyzed.

**100** Concentration exceeds the NR 140 Wis. adm. code Preventive Action Limit.

**100** Concentration exceeds the NR 140 Wis. adm. code Enforcement Standard.

\* The LCS or LCSD exceeds the control limits.

< Constituent not detected above noted laboratory detection limit.

bls Below land surface.

DUP Duplicate sample.

J Result is between the method detection limit and the limit of quantitation.

µg/L Micrograms per liter.

NA Not analyzed.

NE Not established.

PCBs Polychlorinated Biphenyls.

VOCs Volatile Organic Compounds.

Table I-1. Groundwater VOC and PCB Analytical Results, Madison-Kipp Corporation, 201 Waubesa Street, Madison, Wisconsin.

Well ID Sample Interval (feet bls) Sample Date	MW-17 (continued)		MW-18S						MW-19D	
	160-170	160-170	20-30	20-30	20-30	20-30	20-30	20-30	60-90	60-90
	04/20/13	07/18/13	11/28/12	01/15/13	02/12/13	03/12/13	04/19/13	07/17/13	11/29/12	01/16/13
<b>VOCs (µg/L)</b>										
1,1,1,2-Tetrachloroethane	<0.5	<0.25	<1.3	<0.25	<0.5	<1.3	<1.3	<1.3	<1.3	<1.3
1,1,2-Trichloroethane	<b>11</b>	<0.28	<1.4	<0.28	<0.56	<1.4	<1.4	<1.4	<1.4	<1.4
1,1-Dichloroethene	<0.62	<0.31	<1.6	<0.31	<0.62	<1.6	<1.6	<1.6	<1.6	<1.6
1,2,4-Trimethylbenzene	<0.28	<0.14	<0.7	<0.14	<0.28	<0.7	<0.7	<0.7	<0.7	<0.7
1,2-Dibromoethane	<0.72	<0.36	<1.8	<0.36	<0.72	<1.8	<1.8	<1.8	<1.8	<1.8
1,2-Dichlorobenzene	<0.54	<0.27	<1.4	<0.27	<0.54	<1.4	<1.4	<1.4	<1.4	<1.4
1,2-Dichloropropane	<0.4	<0.2	<1	<0.2	<0.4	<1	<1	<1	<1	<1
1,3,5-Trimethylbenzene	<0.36	<0.18	<0.9	<0.18	<0.36	<0.9	<0.9	<0.9	<0.9	<0.9
Benzene	<b>1.2</b>	<0.074	<b>3.2</b>	0.46 J	<b>1.4</b>	<b>1.9 J</b>	<b>2.2 J</b>	<0.37	<0.37	<0.37
Bromoform	<0.56	<0.28	<1.4	<0.28	<0.56	<1.4	<1.4	<1.4	<1.4	<1.4
Bromomethane	<0.62	<0.31	<1.6	<0.31	<0.62	<1.6	<1.6	<1.6	<1.6	<1.6
Carbon tetrachloride	<0.52	<0.26	<1.3	<0.26	<0.52	<1.3	<1.3	<1.3	<1.3	<1.3
Chloroform	<0.4	<b>0.86 J</b>	<b>7.2</b>	<b>2.3</b>	<b>4.5</b>	<b>7.5</b>	<b>6.2</b>	<1	<1	<1
Chloromethane	<0.36	<0.18	<0.9	<0.18	<0.36	<0.9	<0.9	<0.9	<0.9	<0.9
cis-1,2-Dichloroethene	1.7 J	1.6	<b>150</b>	<b>40</b>	<b>77</b>	<b>110</b>	<b>99</b>	<b>70</b>	<b>530</b>	<b>170</b>
Dichlorodifluoromethane	<0.4	<0.2	<1	<0.2	<0.4	<1	<1	<1	<1	<1
Ethylbenzene	<0.26	<0.13	<0.65	<0.13	<0.26	<0.65	<0.65	<0.65	<0.65	<0.65
Isopropylbenzene	<0.28	<0.14	<0.7	<0.14	<0.28	<0.7	<0.7	<0.7	<0.7	<0.7
Methyl tert-butyl ether	<0.48	<0.24	<1.2	<0.24	<0.48	<1.2	<1.2	<1.2	<1.2	<1.2
Methylene Chloride	<1.4	<0.68	<3.4	<0.68	<1.4	<3.4	<3.4	<3.4	<3.4	<3.4
Naphthalene	<0.32	<0.16	<0.8	<0.16	<0.32	<0.8	<0.8	<0.8	<0.8	<0.8
n-Butylbenzene	<0.26	<0.13	<0.65	<0.13	<0.26	<0.65	<0.65	<0.65	<0.65	<0.65
N-Propylbenzene	<0.26	<0.13	<0.65	<0.13	<0.26	<0.65	<0.65	<0.65	<0.65	<0.65
p-Isopropyltoluene	<0.34	<0.17	<0.85	<0.17	<0.34	<0.85	<0.85	<0.85	<0.85	<0.85
sec-Butylbenzene	<0.3	<0.15	<0.75	<0.15	<0.3	<0.75	<0.75	<0.75	<0.75	<0.75
Styrene	<0.2	<0.1	<0.5	<0.1	<0.2	<0.5	<0.5	<0.5	<0.5	<0.5
tert-Butylbenzene	<0.28	<0.14	<0.7	<0.14	<0.28	<0.7	<0.7	<0.7	<0.7	<0.7
Tetrachloroethene	<b>790</b>	<b>470</b>	<b>3,300</b>	<b>690</b>	<b>1,900</b>	<b>2,600</b>	<b>2,600</b>	<b>2,900</b>	<b>2,400</b>	<b>1,700</b>
Toluene	<0.22	0.69	1.1 J	<0.11	<0.22	<0.55	<0.55	<0.55	<0.55	<0.55
trans-1,2-Dichloroethene	<0.5	0.68 J	7.4	2.6	3.8	5.3	4.1 J	2.6 J	7.2	<1.3
Trichloroethene	<b>46</b>	<b>33</b>	<b>230</b>	<b>59</b>	<b>130</b>	<b>160</b>	<b>170</b>	<b>140</b>	<b>230</b>	<b>69</b>
Vinyl chloride	<0.2	<0.1	<0.5	<0.1	<0.2	<0.5	<0.5	<0.5	<b>9.1</b>	<b>3.2</b>
Xylenes, Total	<0.14	0.56 J	<0.34	<0.068	<0.14	<0.34	<0.34	<0.34	<0.34	<0.34

Footnotes on Page 48.

**Table I-1. Groundwater VOC and PCB Analytical Results, Madison-Kipp Corporation, 201 Waubesa Street, Madison, Wisconsin.**

Well ID	MW-17 (continued)		MW-18S						MW-19D	
	160-170	160-170	20-30	20-30	20-30	20-30	20-30	20-30	60-90	60-90
Sample Interval (feet bls)	04/20/13	07/18/13	11/28/12	01/15/13	02/12/13	03/12/13	04/19/13	07/17/13	11/29/12	01/16/13
Sample Date	04/20/13	07/18/13	11/28/12	01/15/13	02/12/13	03/12/13	04/19/13	07/17/13	11/29/12	01/16/13
<b>Total PCBs</b>										
Aroclor-1016	NA	NA	NA	NA	NA	NA	NA	NA	NA	NA
Aroclor-1232	NA	NA	NA	NA	NA	NA	NA	NA	NA	NA
Aroclor-1242	NA	NA	NA	NA	NA	NA	NA	NA	NA	NA
<b>Dissolved PCBs</b>										
Aroclor-1016	NA	NA	NA	NA	NA	NA	NA	NA	NA	NA
Aroclor-1221	NA	NA	NA	NA	NA	NA	NA	NA	NA	NA
Aroclor-1232	NA	NA	NA	NA	NA	NA	NA	NA	NA	NA
Aroclor-1242	NA	NA	NA	NA	NA	NA	NA	NA	NA	NA
Aroclor-1248	NA	NA	NA	NA	NA	NA	NA	NA	NA	NA
Aroclor-1254	NA	NA	NA	NA	NA	NA	NA	NA	NA	NA
Aroclor-1260	NA	NA	NA	NA	NA	NA	NA	NA	NA	NA

Only VOCs, and PCBs detected in one or more water samples are listed on the table. Refer to laboratory analytical reports for a complete list of constituents analyzed.

**100** Concentration exceeds the NR 140 Wis. adm. code Preventive Action Limit.

**100** Concentration exceeds the NR 140 Wis. adm. code Enforcement Standard.

\* The LCS or LCSD exceeds the control limits.

< Constituent not detected above noted laboratory detection limit.

bls Below land surface.

DUP Duplicate sample.

J Result is between the method detection limit and the limit of quantitation.

µg/L Micrograms per liter.

NA Not analyzed.

NE Not established.

PCBs Polychlorinated Biphenyls.

VOCs Volatile Organic Compounds.

**Table I-1. Groundwater VOC and PCB Analytical Results, Madison-Kipp Corporation, 201 Waubesa Street, Madison, Wisconsin.**

Well ID	MW-19D (continued)				MW-19D2					
	60-90	60-90	60-90	60-90	110-140	110-140	110-140	110-140	110-140	110-140
Sample Interval (feet bls)	60-90	60-90	60-90	60-90	110-140	110-140	110-140	110-140	110-140	110-140
Sample Date	02/11/13	03/11/13	04/19/13	07/17/13	11/29/12	01/17/13	02/11/13	03/12/13	04/18/13	07/17/13
<b>VOCs (µg/L)</b>										
1,1,1,2-Tetrachloroethane	<1.3	<1.3	<1.3	<1.3	<0.5	<0.5	<0.5	<0.5	<1.3	<0.5
1,1,2-Trichloroethane	<1.4	<1.4	<1.4	<1.4	<0.56	<0.56	<0.56	<0.56	<1.4	<0.56
1,1-Dichloroethene	<1.6	<1.6	<1.6	<1.6	<0.62	<0.62	<0.62	<0.62	<1.6	<0.62
1,2,4-Trimethylbenzene	<0.7	<0.7	<0.7	<0.7	<0.28	<0.28	<0.28	<0.28	<0.7	<0.28
1,2-Dibromoethane	<1.8	<1.8	<1.8	<1.8	<0.72	<0.72	<0.72	<0.72	<1.8	<0.72
1,2-Dichlorobenzene	<1.4	<1.4	<1.4	<1.4	<0.54	<0.54	<0.54	<0.54	<1.4	<0.54
1,2-Dichloropropane	<1	<1	<1	<1	<0.4	<0.4	<0.4	<0.4	<1	<0.4
1,3,5-Trimethylbenzene	<0.9	<0.9	<0.9	<0.9	<0.36	<0.36	<0.36	<0.36	<0.9	<0.36
Benzene	<0.37	<0.37	<0.37	<0.37	<0.15	<0.15	<0.15	<0.15	<0.37	<0.15
Bromoform	<1.4	<1.4	<1.4	<1.4	<0.56	<0.56	<0.56	<0.56	<1.4	<0.56
Bromomethane	<1.6 *	<1.6	<1.6	<1.6	<0.62	<0.62	<0.62 *	<0.62	<1.6	<0.62
Carbon tetrachloride	<1.3	<1.3	<1.3	<1.3	<0.52	<0.52	<0.52	<0.52	<1.3	<0.52
Chloroform	<1	<1	<1	<1	<0.4	<0.4	<0.4	<0.4	<1	<0.4
Chloromethane	<0.9	<0.9	<0.9	<0.9	<0.36	<0.36	<0.36	<0.36	<0.9	<0.36
cis-1,2-Dichloroethene	<b>450</b>	<b>420</b>	<b>520</b>	<b>540</b>	<b>250</b>	<b>320</b>	<b>270</b>	<b>260</b>	<b>200</b>	<0.24
Dichlorodifluoromethane	<1	<1	<1	<1	<0.4	<0.4	<0.4	<0.4	<1	<0.4
Ethylbenzene	<0.65	<0.65	<0.65	<0.65	<0.26	<0.26	<0.26	<0.26	<0.65	<0.26
Isopropylbenzene	<0.7	<0.7	<0.7	<0.7	<0.28	<0.28	<0.28	<0.28	<0.7	<0.28
Methyl tert-butyl ether	<1.2	<1.2	<1.2	<1.2	<0.48	<0.48	<0.48	<0.48	<1.2	<0.48
Methylene Chloride	<3.4	<3.4	<3.4	<3.4	<1.4	<1.4	<1.4	<1.4	<3.4	<1.4
Naphthalene	<0.8	<0.8	<0.8	<0.8	<0.32	<0.32	<0.32	<0.32	<0.8	<0.32
n-Butylbenzene	<0.65	<0.65	<0.65	<0.65	<0.26	<0.26	<0.26	<0.26	<0.65	<0.26
N-Propylbenzene	<0.65	<0.65	<0.65	<0.65	<0.26	<0.26	<0.26	<0.26	<0.65	<0.26
p-Isopropyltoluene	<0.85	<0.85	<0.85	<0.85	<0.34	<0.34	<0.34	<0.34	<0.85	<0.34
sec-Butylbenzene	<0.75	<0.75	<0.75	<0.75	<0.3	<0.3	<0.3	<0.3	<0.75	<0.3
Styrene	<0.5	<0.5	<0.5	<0.5	<0.2	<0.2	<0.2	<0.2	<0.5	<0.2
tert-Butylbenzene	<0.7	<0.7	<0.7	<0.7	<0.28	<0.28	<0.28	<0.28	<0.7	<0.28
Tetrachloroethene	<b>2,700</b>	<b>2,100</b>	<b>2,200</b>	<b>2,700</b>	<b>680</b>	<b>1,200</b>	<b>1,300</b>	<b>1,400</b>	<b>1,000</b>	<b>820</b>
Toluene	<0.55	<0.55	<0.55	<0.55	<0.22	<0.22	<0.22	<0.22	<0.55	<0.22
trans-1,2-Dichloroethene	4.4 J	5.1	6.3	8.1	3.4	4.9	4.2	4.2	2.6 J	<0.5
Trichloroethene	<b>180</b>	<b>180</b>	<b>200</b>	<b>240</b>	<b>110</b>	<b>160</b>	<b>150</b>	<b>150</b>	<b>130</b>	<0.38
Vinyl chloride	<b>8</b>	<b>11</b>	<b>18</b>	<b>20</b>	<b>0.93 J</b>	<0.2	<0.2	<0.2	<0.5	<0.2
Xylenes, Total	<0.34	<0.34	<0.34	<0.34	<0.14	<0.14	<0.14	<0.14	<0.34	<0.14

Footnotes on Page 50.

**Table I-1. Groundwater VOC and PCB Analytical Results, Madison-Kipp Corporation, 201 Waubesa Street, Madison, Wisconsin.**

Well ID	MW-19D (continued)				MW-19D2					
	60-90	60-90	60-90	60-90	110-140	110-140	110-140	110-140	110-140	110-140
Sample Interval (feet bls)	02/11/13	03/11/13	04/19/13	07/17/13	11/29/12	01/17/13	02/11/13	03/12/13	04/18/13	07/17/13
Sample Date	02/11/13	03/11/13	04/19/13	07/17/13	11/29/12	01/17/13	02/11/13	03/12/13	04/18/13	07/17/13
<b>Total PCBs</b>										
Aroclor-1016	NA	NA	NA	NA	NA	NA	NA	NA	NA	NA
Aroclor-1232	NA	NA	NA	NA	NA	NA	NA	NA	NA	NA
Aroclor-1242	NA	NA	NA	NA	NA	NA	NA	NA	NA	NA
<b>Dissolved PCBs</b>										
Aroclor-1016	NA	NA	NA	NA	NA	NA	NA	NA	NA	NA
Aroclor-1221	NA	NA	NA	NA	NA	NA	NA	NA	NA	NA
Aroclor-1232	NA	NA	NA	NA	NA	NA	NA	NA	NA	NA
Aroclor-1242	NA	NA	NA	NA	NA	NA	NA	NA	NA	NA
Aroclor-1248	NA	NA	NA	NA	NA	NA	NA	NA	NA	NA
Aroclor-1254	NA	NA	NA	NA	NA	NA	NA	NA	NA	NA
Aroclor-1260	NA	NA	NA	NA	NA	NA	NA	NA	NA	NA

Only VOCs, and PCBs detected in one or more water samples are listed on the table. Refer to laboratory analytical reports for a complete list of constituents analyzed.

**100** Concentration exceeds the NR 140 Wis. adm. code Preventive Action Limit.

**100** Concentration exceeds the NR 140 Wis. adm. code Enforcement Standard.

\* The LCS or LCSD exceeds the control limits.

< Constituent not detected above noted laboratory detection limit.

bls Below land surface.

DUP Duplicate sample.

J Result is between the method detection limit and the limit of quantitation.

µg/L Micrograms per liter.

NA Not analyzed.

NE Not established.

PCBs Polychlorinated Biphenyls.

VOCs Volatile Organic Compounds.

Table I-1. Groundwater VOC and PCB Analytical Results, Madison-Kipp Corporation, 201 Waubesa Street, Madison, Wisconsin.

Well ID	MW-19D2 (continued)		MW-20D					MW-20D2	
	110-140	60-90	60-90	60-90	60-90	60-90	60-90	110-140	110-140
Sample Interval (feet bls)	07/17/13	11/29/12	01/16/13	02/12/13	03/12/13	04/18/13	07/17/13	11/29/12	01/16/13
Sample Date	07/17/13	11/29/12	01/16/13	02/12/13	03/12/13	04/18/13	07/17/13	11/29/12	01/16/13
<b>VOCs (µg/L)</b>									
1,1,1,2-Tetrachloroethane	<0.5	<1.3	<0.25	<0.25	<0.25	<1.3	<0.5	<0.5	<0.25
1,1,2-Trichloroethane	<0.56	<1.4	<0.28	<0.28	<0.28	<1.4	<0.56	<0.56	<0.28
1,1-Dichloroethene	<0.62	<1.6	<0.31	<0.31	<0.31	<1.6	<0.62	<0.62	<0.31
1,2,4-Trimethylbenzene	<0.28	<0.7	<0.14	<0.14	<0.14	<0.7	<0.28	<0.28	<0.14
1,2-Dibromoethane	<0.72	<1.8	<0.36	<0.36	<0.36	<1.8	<0.72	<0.72	<0.36
1,2-Dichlorobenzene	<0.54	<1.4	<0.27	<0.27	<0.27	<1.4	<0.54	<0.54	<0.27
1,2-Dichloropropane	<0.4	<1	<0.2	<0.2	<0.2	<1	<0.4	<0.4	<0.2
1,3,5-Trimethylbenzene	<0.36	<0.9	<0.18	<0.18	<0.18	<0.9	<0.36	<0.36	<0.18
Benzene	<0.15	<0.37	<0.074	<0.074	<0.074	<0.37	<0.15	<0.15	<0.074
Bromoform	<0.56	<1.4	<0.28	<0.28	<0.28	<1.4	<0.56	<0.56	<0.28
Bromomethane	<0.62	<1.6	<0.31	<0.31	<0.31	<1.6	<0.62	<0.62	<0.31
Carbon tetrachloride	<0.52	<1.3	<0.26	<0.26	<0.26	<1.3	<0.52	<0.52	<0.26
Chloroform	<0.4	<1	<0.2	<0.2	<0.2	<1	<0.4	<0.4	0.47 J
Chloromethane	<0.36	<0.9	<0.18	<0.18	<0.18	<0.9	<0.36	<0.36	<0.18
cis-1,2-Dichloroethene	<b>98</b>	<b>370</b>	0.69 J	<b>20</b>	<b>39</b>	<b>220</b>	<b>180</b>	<b>330</b>	<0.12
Dichlorodifluoromethane	<0.4	<1	<0.2	<0.2	<0.2	<1	<0.4	<0.4	<0.2
Ethylbenzene	<0.26	<0.65	<0.13	<0.13	<0.13	<0.65	<0.26	<0.26	<0.13
Isopropylbenzene	<0.28	<0.7	<0.14	<0.14	<0.14	<0.7	<0.28	<0.28	<0.14
Methyl tert-butyl ether	<0.48	<1.2	<0.24	<0.24	<0.24	<1.2	<0.48	<0.48	<0.24
Methylene Chloride	<1.4	<3.4	<0.68	<0.68	<0.68	<3.4	<1.4	<1.4	<0.68
Naphthalene	<0.32	<0.8	<0.16	<0.16	<0.16	<0.8	<0.32	<0.32	<0.16
n-Butylbenzene	<0.26	<0.65	<0.13	<0.13	<0.13	<0.65	<0.26	<0.26	<0.13
N-Propylbenzene	<0.26	<0.65	<0.13	<0.13	<0.13	<0.65	<0.26	<0.26	<0.13
p-Isopropyltoluene	<0.34	<0.85	<0.17	<0.17	<0.17	<0.85	<0.34	<0.34	<0.17
sec-Butylbenzene	<0.3	<0.75	<0.15	<0.15	<0.15	<0.75	<0.3	<0.3	<0.15
Styrene	<0.2	<0.5	<0.1	<0.1	<0.1	<0.5	<0.2	<0.2	<0.1
tert-Butylbenzene	<0.28	<0.7	<0.14	<0.14	<0.14	<0.7	<0.28	<0.28	<0.14
Tetrachloroethene	<b>1,200</b>	<b>1,600</b>	<b>190</b>	<b>690</b>	<b>650</b>	<b>1,100</b>	<b>1,000</b>	<b>1,300</b>	<b>190</b>
Toluene	<0.22	<0.55	0.45 J	<0.11	<0.11	<0.55	<0.22	<0.22	0.34 J
trans-1,2-Dichloroethene	<0.5	5	<0.25	<0.25	<0.25	<1.3	2.2	4.3	<0.25
Trichloroethene	<b>110</b>	<b>170</b>	<b>0.54</b>	<b>20</b>	<b>29</b>	<b>100</b>	<b>100</b>	<b>150</b>	<0.19
Vinyl chloride	<0.2	<b>3.2</b>	<0.1	<0.1	<0.1	<b>1.0 J</b>	<0.2	<b>1.7</b>	<0.1
Xylenes, Total	<0.14	<0.34	<0.068	<0.068	<0.068	<0.34	<0.14	<0.14	<0.068

Footnotes on Page 52.



**Table I-1. Groundwater VOC and PCB Analytical Results, Madison-Kipp Corporation, 201 Waubesa Street, Madison, Wisconsin.**

Well ID	MW-19D2 (continued)			MW-20D				MW-20D2	
	110-140	60-90	60-90	60-90	60-90	60-90	60-90	110-140	110-140
Sample Interval (feet bls)									
Sample Date	07/17/13	11/29/12	01/16/13	02/12/13	03/12/13	04/18/13	07/17/13	11/29/12	01/16/13
<b>Total PCBs</b>									
Aroclor-1016	NA	NA	NA	NA	NA	NA	NA	NA	NA
Aroclor-1232	NA	NA	NA	NA	NA	NA	NA	NA	NA
Aroclor-1242	NA	NA	NA	NA	NA	NA	NA	NA	NA
<b>Dissolved PCBs</b>									
Aroclor-1016	NA	NA	NA	NA	NA	NA	NA	NA	NA
Aroclor-1221	NA	NA	NA	NA	NA	NA	NA	NA	NA
Aroclor-1232	NA	NA	NA	NA	NA	NA	NA	NA	NA
Aroclor-1242	NA	NA	NA	NA	NA	NA	NA	NA	NA
Aroclor-1248	NA	NA	NA	NA	NA	NA	NA	NA	NA
Aroclor-1254	NA	NA	NA	NA	NA	NA	NA	NA	NA
Aroclor-1260	NA	NA	NA	NA	NA	NA	NA	NA	NA

Only VOCs, and PCBs detected in one or more water samples are listed on the table. Refer to laboratory analytical reports for a complete list of constituents analyzed.

**100** Concentration exceeds the NR 140 Wis. adm. code Preventive Action Limit.

**100** Concentration exceeds the NR 140 Wis. adm. code Enforcement Standard.

\* The LCS or LCSD exceeds the control limits.

< Constituent not detected above noted laboratory detection limit.

bls Below land surface.

DUP Duplicate sample.

J Result is between the method detection limit and the limit of quantitation.

µg/L Micrograms per liter.

NA Not analyzed.

NE Not established.

PCBs Polychlorinated Biphenyls.

VOCs Volatile Organic Compounds.

Table I-1. Groundwater VOC and PCB Analytical Results, Madison-Kipp Corporation, 201 Waubesa Street, Madison, Wisconsin.

Well ID	MW-20D2 (continued)				MW-21D					
	110-140	110-140	110-140	110-140	60-90	60-90	60-90	60-90	60-90	60-90
Sample Interval (feet bls)	02/12/13	03/12/13	04/18/13	07/17/13	11/28/12	01/17/13	02/14/13	03/12/13	04/17/13	07/18/13
Sample Date	02/12/13	03/12/13	04/18/13	07/17/13	11/28/12	01/17/13	02/14/13	03/12/13	04/17/13	07/18/13
<b>VOCs (µg/L)</b>										
1,1,1,2-Tetrachloroethane	<0.25	<0.25	<1.3	<0.25	<0.5	<0.25	<0.5	<0.5	<1.3	<1.3
1,1,2-Trichloroethane	<0.28	<0.28	<1.4	<0.28	<0.56	<0.28	<0.56	<0.56	<1.4	<1.4
1,1-Dichloroethene	<0.31	<0.31	<1.6	<0.31	<0.62	<0.31	<0.62	<0.62	<1.6	<1.6
1,2,4-Trimethylbenzene	<0.14	<0.14	<0.7	<0.14	<0.28	<0.14	<0.28	<0.28	<0.7	<0.7
1,2-Dibromoethane	<0.36	<0.36	<1.8	<0.36	<0.72	<0.36	<0.72	<0.72	<1.8	<1.8
1,2-Dichlorobenzene	<0.27	<0.27	<1.4	<0.27	<0.54	<0.27	<0.54	<0.54	<1.4	<1.4
1,2-Dichloropropane	<0.2	<0.2	<1	<0.2	<0.4	<0.2	<0.4	<0.4	<1	<1
1,3,5-Trimethylbenzene	<0.18	<0.18	<0.9	<0.18	<0.36	<0.18	<0.36	<0.36	<0.9	<0.9
Benzene	0.19 J	<0.074	<0.37	<0.074	<0.15	<0.074	<0.15	<0.15	<0.37	<0.37
Bromoform	<0.28	<0.28	<1.4	<0.28	<0.56	<0.28	<0.56	<0.56	<1.4	<1.4
Bromomethane	<0.31	<0.31	<1.6	<0.31	<0.62	<0.31	<0.62 *	<0.62	<1.6	<1.6
Carbon tetrachloride	<0.26	<0.26	<1.3	<0.26	<0.52	<0.26	<0.52	<0.52	<1.3	<1.3
Chloroform	<0.2	<0.2	<1	<0.2	<0.4	<0.2	<0.4	<0.4	<1	<1
Chloromethane	<0.18	<0.18	<0.9	<0.18	<0.36	<0.18	<0.36	<0.36	<0.9	<0.9
cis-1,2-Dichloroethene	2.8	2.8	<b>30</b>	<0.12	<b>380</b>	<b>85</b>	<b>270</b>	<b>310</b>	<b>310</b>	<b>370</b>
Dichlorodifluoromethane	<0.2	<0.2	<1	<0.2	<0.4	<0.2	<0.4	<0.4	<1	<1
Ethylbenzene	<0.13	<0.13	<0.65	<0.13	<0.26	0.43 J	<0.26	<0.26	<0.65	<0.65
Isopropylbenzene	<0.14	<0.14	<0.7	<0.14	<0.28	<0.14	<0.28	<0.28	<0.7	<0.7
Methyl tert-butyl ether	<0.24	<0.24	<1.2	<0.24	<0.48	<0.24	<0.48	<0.48	<1.2	<1.2
Methylene Chloride	<0.68	<0.68	<3.4	<0.68	<1.4	<0.68	<1.4	<1.4	<3.4	<3.4
Naphthalene	<0.16	<0.16	<0.8	<0.16	<0.32	<0.16	<0.32	<0.32	<0.8	<0.8
n-Butylbenzene	<0.13	<0.13	<0.65	<0.13	<0.26	<0.13	<0.26	<0.26	<0.65	<0.65
N-Propylbenzene	<0.13	<0.13	<0.65	<0.13	<0.26	<0.13	<0.26	<0.26	<0.65	<0.65
p-Isopropyltoluene	<0.17	<0.17	<0.85	<0.17	<0.34	<0.17	<0.34	<0.34	<0.85	<0.85
sec-Butylbenzene	<0.15	<0.15	<0.75	<0.15	<0.3	<0.15	<0.3	<0.3	<0.75	<0.75
Styrene	<0.1	<0.1	<0.5	<0.1	<0.2	<0.1	<0.2	<0.2	<0.5	<0.5
tert-Butylbenzene	<0.14	<0.14	<0.7	<0.14	<0.28	<0.14	<0.28	<0.28	<0.7	<0.7
Tetrachloroethene	<b>700</b>	<b>490</b>	<b>1,100</b>	<b>53</b>	<b>1,200</b>	<b>700</b>	<b>1,600</b>	<b>1,500</b>	<b>1,100</b>	<b>1,700</b>
Toluene	<0.11	<0.11	<0.55	<0.11	<0.22	0.38 J	<0.22	<0.22	<0.55	<0.55
trans-1,2-Dichloroethene	<0.25	<0.25	<1.3	<0.25	5.1	<0.25	<0.5	2.9	<1.3	5.2
Trichloroethene	<b>7.9</b>	<b>5.3</b>	<b>41</b>	<0.19	<b>180</b>	<b>23</b>	<b>130</b>	<b>160</b>	<b>140</b>	<b>180</b>
Vinyl chloride	<0.1	<0.1	<0.5	<0.1	<b>1.4</b>	<0.1	<0.2	<0.2	<0.5	<0.5
Xylenes, Total	<0.068	<0.068	<0.34	<0.068	<0.14	2.5	<0.14	<0.14	<0.34	<0.34

Footnotes on Page 54.

**Table I-1. Groundwater VOC and PCB Analytical Results, Madison-Kipp Corporation, 201 Waubesa Street, Madison, Wisconsin.**

Well ID	MW-20D2 (continued)				MW-21D					
	110-140	110-140	110-140	110-140	60-90	60-90	60-90	60-90	60-90	60-90
Sample Interval (feet bls)	02/12/13	03/12/13	04/18/13	07/17/13	11/28/12	01/17/13	02/14/13	03/12/13	04/17/13	07/18/13
Sample Date	02/12/13	03/12/13	04/18/13	07/17/13	11/28/12	01/17/13	02/14/13	03/12/13	04/17/13	07/18/13
<b>Total PCBs</b>										
Aroclor-1016	NA	NA	NA	NA	NA	NA	NA	NA	NA	NA
Aroclor-1232	NA	NA	NA	NA	NA	NA	NA	NA	NA	NA
Aroclor-1242	NA	NA	NA	NA	NA	NA	NA	NA	NA	NA
<b>Dissolved PCBs</b>										
Aroclor-1016	NA	NA	NA	NA	NA	NA	NA	NA	NA	NA
Aroclor-1221	NA	NA	NA	NA	NA	NA	NA	NA	NA	NA
Aroclor-1232	NA	NA	NA	NA	NA	NA	NA	NA	NA	NA
Aroclor-1242	NA	NA	NA	NA	NA	NA	NA	NA	NA	NA
Aroclor-1248	NA	NA	NA	NA	NA	NA	NA	NA	NA	NA
Aroclor-1254	NA	NA	NA	NA	NA	NA	NA	NA	NA	NA
Aroclor-1260	NA	NA	NA	NA	NA	NA	NA	NA	NA	NA

Only VOCs, and PCBs detected in one or more water samples are listed on the table. Refer to laboratory analytical reports for a complete list of constituents analyzed.

**100** Concentration exceeds the NR 140 Wis. adm. code Preventive Action Limit.

**100** Concentration exceeds the NR 140 Wis. adm. code Enforcement Standard.

\* The LCS or LCSD exceeds the control limits.

< Constituent not detected above noted laboratory detection limit.

bls Below land surface.

DUP Duplicate sample.

J Result is between the method detection limit and the limit of quantitation.

µg/L Micrograms per liter.

NA Not analyzed.

NE Not established.

PCBs Polychlorinated Biphenyls.

VOCs Volatile Organic Compounds.

Table I-1. Groundwater VOC and PCB Analytical Results, Madison-Kipp Corporation, 201 Waubesa Street, Madison, Wisconsin.

Well ID Sample Interval (feet bls) Sample Date	MW-21D2						MW-22S			
	110-170 11/28/12	110-170 01/17/13	110-170 02/14/13	110-170 03/12/13	110-170 04/17/13	110-170 07/18/13	25-35 01/15/13	25-35 03/07/13	25-35 04/19/13	25-35 07/16/13
<b>VOCs (µg/L)</b>										
1,1,1,2-Tetrachloroethane	<1.3	<0.25	<1.3	<1.3	<2.5	<1.3	<0.25	NA	<0.25	<0.25
1,1,2-Trichloroethane	<1.4	<b>1.4</b>	<1.4	<1.4	<2.8	<1.4	<0.28	NA	<0.28	<0.28
1,1-Dichloroethene	<1.6	<0.31	<1.6	<1.6	<3.1	<1.6	<0.31	NA	<0.31	<0.31
1,2,4-Trimethylbenzene	<0.7	<0.14	<0.7	<0.7	<1.4	<0.7	0.86 J	NA	<0.14	<0.14
1,2-Dibromoethane	<1.8	<0.36	<1.8	<1.8	<3.6	<1.8	<0.36	NA	<0.36	<0.36
1,2-Dichlorobenzene	<1.4	<0.27	<1.4	<1.4	<2.7	<1.4	<0.27	NA	<0.27	<0.27
1,2-Dichloropropane	<1	<0.2	<1	<1	<2	<1	<0.2	NA	<0.2	<0.2
1,3,5-Trimethylbenzene	<0.9	<0.18	<0.9	<0.9	<1.8	<0.9	<0.18	NA	<0.18	<0.18
Benzene	<0.37	0.25 J	<0.37	<0.37	<0.74	<0.37	<b>1.1</b>	NA	<0.074	<0.074
Bromoform	<1.4	<0.28	<1.4	<1.4	<2.8	<1.4	<0.28	NA	<0.28	<0.28
Bromomethane	<1.6	<0.31	<1.6 *	<1.6	<3.1	<1.6	<0.31	NA	<0.31	<0.31
Carbon tetrachloride	<1.3	<0.26	<1.3	<1.3	<2.6	<1.3	<0.26	NA	<0.26	<0.26
Chloroform	<1	<0.2	<1	<1	<2	<1	<b>1</b>	NA	<b>0.91 J</b>	<b>1.4</b>
Chloromethane	<0.9	<0.18	<0.9	<0.9	<1.8	<0.9	<0.18	NA	<0.18	<0.18
cis-1,2-Dichloroethene	<b>300</b>	<0.12	<0.6	<0.6	<b>190</b>	<b>220</b>	1.8	NA	6.1	3.8
Dichlorodifluoromethane	<1	<0.2	<1	<1	<2	<1	<0.2	NA	<0.2	<0.2
Ethylbenzene	<0.65	0.62	<0.65	<0.65	<1.3	<0.65	0.5	NA	<0.13	<0.13
Isopropylbenzene	<0.7	<0.14	<0.7	<0.7	<1.4	<0.7	<0.14	NA	<0.14	<0.14
Methyl tert-butyl ether	<1.2	<0.24	<1.2	<1.2	<2.4	<1.2	<0.24	NA	<0.24	<0.24
Methylene Chloride	<3.4	<0.68	<3.4	<3.4	<6.8	<3.4	<0.68	NA	<0.68	<0.68
Naphthalene	<0.8	<0.16	<0.8	<0.8	<1.6	<0.8	<0.16	NA	<0.16	<0.16
n-Butylbenzene	<0.65	<0.13	<0.65	<0.65	<1.3	<0.65	<0.13	NA	<0.13	<0.13
N-Propylbenzene	<0.65	<0.13	<0.65	<0.65	<1.3	<0.65	<0.13	NA	<0.13	<0.13
p-Isopropyltoluene	<0.85	<0.17	<0.85	<0.85	<1.7	<0.85	<0.17	NA	<0.17	<0.17
sec-Butylbenzene	<0.75	<0.15	<0.75	<0.75	<1.5	<0.75	<0.15	NA	<0.15	<0.15
Styrene	<0.5	<0.1	<0.5	<0.5	<1	<0.5	<0.1	NA	<0.1	<0.1
tert-Butylbenzene	<0.7	<0.14	<0.7	<0.7	<1.4	<0.7	<0.14	NA	<0.14	<0.14
Tetrachloroethene	<b>2,600</b>	<b>1,200</b>	<b>3,900</b>	<b>2,200</b>	<b>3,500</b>	<b>2,500</b>	<b>180</b>	NA	<b>160</b>	<b>210</b>
Toluene	<0.55	0.48 J	<0.55	<0.55	<1.1	<0.55	1.7	NA	<0.11	<0.11
trans-1,2-Dichloroethene	2.7 J	<0.25	<1.3	<1.3	<2.5	<1.3	<0.25	NA	<0.25	<0.25
Trichloroethene	<b>160</b>	<0.19	<b>11</b>	<b>14</b>	<b>150</b>	<b>210</b>	<b>4.8</b>	NA	<b>5.4</b>	<b>8.5</b>
Vinyl chloride	<0.5	<0.1	<0.5	<0.5	<1	<0.5	<0.1	NA	<0.1	<0.1
Xylenes, Total	<0.34	4.3	<0.34	<0.34	<0.68	<0.34	1.5	NA	<0.068	<0.068

Footnotes on Page 56.

**Table I-1. Groundwater VOC and PCB Analytical Results, Madison-Kipp Corporation, 201 Waubesa Street, Madison, Wisconsin.**

Well ID	MW-21D2						MW-22S			
	110-170	110-170	110-170	110-170	110-170	110-170	25-35	25-35	25-35	25-35
Sample Interval (feet bls)	11/28/12	01/17/13	02/14/13	03/12/13	04/17/13	07/18/13	01/15/13	03/07/13	04/19/13	07/16/13
Sample Date	11/28/12	01/17/13	02/14/13	03/12/13	04/17/13	07/18/13	01/15/13	03/07/13	04/19/13	07/16/13
<b>Total PCBs</b>										
Aroclor-1016	NA	NA	NA	NA	NA	NA	<b>12</b>	<0.033	<b>4</b>	<0.064
Aroclor-1232	NA	NA	NA	NA	NA	NA	<0.49	<b>13</b>	<0.19	<0.19
Aroclor-1242	NA	NA	NA	NA	NA	NA	<0.69	<0.099	<0.19	<b>4.7</b>
<b>Dissolved PCBs</b>										
Aroclor-1016	NA	NA	NA	NA	NA	NA	NA	<0.037	<0.068	<0.065
Aroclor-1221	NA	NA	NA	NA	NA	NA	NA	<0.11	<0.2	<0.19
Aroclor-1232	NA	NA	NA	NA	NA	NA	NA	<0.11	<0.2	<0.19
Aroclor-1242	NA	NA	NA	NA	NA	NA	NA	<0.11	<0.2	<0.19
Aroclor-1248	NA	NA	NA	NA	NA	NA	NA	<0.11	<0.2	<0.19
Aroclor-1254	NA	NA	NA	NA	NA	NA	NA	<0.11	<0.2	<0.19
Aroclor-1260	NA	NA	NA	NA	NA	NA	NA	<0.038	<0.071	<0.068

Only VOCs, and PCBs detected in one or more water samples are listed on the table. Refer to laboratory analytical reports for a complete list of constituents analyzed.

**100** Concentration exceeds the NR 140 Wis. adm. code Preventive Action Limit.

**100** Concentration exceeds the NR 140 Wis. adm. code Enforcement Standard.

\* The LCS or LCSD exceeds the control limits.

< Constituent not detected above noted laboratory detection limit.

bls Below land surface.

DUP Duplicate sample.

J Result is between the method detection limit and the limit of quantitation.

µg/L Micrograms per liter.

NA Not analyzed.

NE Not established.

PCBs Polychlorinated Biphenyls.

VOCs Volatile Organic Compounds.

Table I-1. Groundwater VOC and PCB Analytical Results, Madison-Kipp Corporation, 201 Waubesa Street, Madison, Wisconsin.

Well ID	MW-22D				MW-23S			MW-23D		
	45-50	45-50	45-50	45-50	25-35	25-35	25-35	45-50	45-50	45-50
Sample Interval (feet bls)	01/15/13	03/08/13	04/19/13	07/16/13	01/15/13	04/19/13	9/5/2013	01/14/13	03/08/13	04/19/13
Sample Date	01/15/13	03/08/13	04/19/13	07/16/13	01/15/13	04/19/13	9/5/2013	01/14/13	03/08/13	04/19/13
<b>VOCs (µg/L)</b>										
1,1,1,2-Tetrachloroethane	<0.25	NA	<0.25	<0.25	<0.25	<0.25	<0.25	<0.25	NA	<0.25
1,1,2-Trichloroethane	<0.28	NA	<0.28	<0.28	<0.28	<0.28	<0.28	<0.28	NA	<0.28
1,1-Dichloroethene	<0.31	NA	<0.31	<0.31	<0.31	<0.31	<0.31	<0.31	NA	<0.31
1,2,4-Trimethylbenzene	<0.14	NA	<0.14	<0.14	<0.14	<0.14	<0.14	<0.14	NA	<0.14
1,2-Dibromoethane	<0.36	NA	<0.36	<0.36	<0.36	<0.36	<0.36	<0.36	NA	<0.36
1,2-Dichlorobenzene	<0.27	NA	<0.27	<0.27	<0.27	<0.27	<0.27	<0.27	NA	<0.27
1,2-Dichloropropane	<0.2	NA	<0.2	<0.2	<0.2	<0.2	<0.2	<0.2	NA	<0.2
1,3,5-Trimethylbenzene	<0.18	NA	<0.18	<0.18	<0.18	<0.18	<0.18	<0.18	NA	<0.18
Benzene	<0.074	NA	<0.074	<0.074	<b>0.73</b>	<0.074	<0.074	0.32 J	NA	<0.074
Bromoform	<0.28	NA	<0.28	<0.28	<0.28	<0.28	<0.28	<0.28	NA	<0.28
Bromomethane	<0.31	NA	<0.31	<0.31	<0.31	<0.31	<0.31	<0.31	NA	<0.31
Carbon tetrachloride	<0.26	NA	<0.26	<0.26	<0.26	<0.26	<0.26	<0.26	NA	<0.26
Chloroform	<0.2	NA	<0.2	<0.2	<0.2	<0.2	<0.2	<0.2	NA	<0.2
Chloromethane	0.47 J	NA	<0.18	<0.18	1.2	<0.18	<0.18	<0.18	NA	<0.18
cis-1,2-Dichloroethene	3.6	NA	4.9	3.7	<0.12	3.7	<b>27</b>	<0.12	NA	<0.12
Dichlorodifluoromethane	<0.2	NA	<0.2	<0.2	<0.2	<0.2	<0.2	<0.2	NA	<0.2
Ethylbenzene	<0.13	NA	<0.13	<0.13	0.43 J	<0.13	<0.13	0.20 J	NA	<0.13
Isopropylbenzene	<0.14	NA	<0.14	<0.14	<0.14	<0.14	<0.14	<0.14	NA	<0.14
Methyl tert-butyl ether	<0.24	NA	<0.24	<0.24	<0.24	<0.24	<0.24	<0.24	NA	<0.24
Methylene Chloride	<0.68	NA	<0.68	<0.68	<0.68	<0.68	<0.68	<0.68	NA	<0.68
Naphthalene	<0.16	NA	<0.16	<0.16	<0.16	<0.16	<0.16	<0.16	NA	<0.16
n-Butylbenzene	<0.13	NA	<0.13	<0.13	<0.13	<0.13	<0.13	<0.13	NA	<0.13
N-Propylbenzene	<0.13	NA	<0.13	<0.13	<0.13	<0.13	<0.13	<0.13	NA	<0.13
p-Isopropyltoluene	<0.17	NA	<0.17	<0.17	<0.17	<0.17	<0.17	<0.17	NA	<0.17
sec-Butylbenzene	<0.15	NA	<0.15	<0.15	<0.15	<0.15	<0.15	<0.15	NA	<0.15
Styrene	<0.1	NA	<0.1	<0.1	<0.1	<0.1	<0.1	<0.1	NA	<0.1
tert-Butylbenzene	<0.14	NA	<0.14	<0.14	<0.14	<0.14	<0.14	<0.14	NA	<0.14
Tetrachloroethene	<b>520</b>	NA	<b>450</b>	<b>270</b>	<b>290</b>	<b>580</b>	<b>240</b>	<b>100</b>	NA	<b>86</b>
Toluene	<0.11	NA	<0.11	0.37 J	1.3	<0.11	<0.11	0.6	NA	<0.11
trans-1,2-Dichloroethene	<0.25	NA	<0.25	<0.25	<0.25	<0.25	<0.25	<0.25	NA	<0.25
Trichloroethene	<b>5.8</b>	NA	<b>5.8</b>	<b>5</b>	<b>0.64</b>	<b>1.4</b>	<b>17</b>	<0.19	NA	<b>0.53</b>
Vinyl chloride	<0.1	NA	<0.1	<0.1	<0.1	<0.1	<0.1	<0.1	NA	<0.1
Xylenes, Total	<0.068	NA	<0.068	<0.068	0.95 J	<0.068	<0.068	0.68 J	NA	<0.068

Footnotes on Page 58.

**Table I-1. Groundwater VOC and PCB Analytical Results, Madison-Kipp Corporation, 201 Waubesa Street, Madison, Wisconsin.**

Well ID	MW-22D				MW-23S			MW-23D		
	45-50	45-50	45-50	45-50	25-35	25-35	25-35	45-50	45-50	45-50
Sample Interval (feet bls)	01/15/13	03/08/13	04/19/13	07/16/13	01/15/13	04/19/13	9/5/2013	01/14/13	03/08/13	04/19/13
Sample Date										
<b>Total PCBs</b>										
Aroclor-1016	2.4	<0.033	<0.064	<0.063	<0.19	NA	<0.028	<0.16	<0.034	NA
Aroclor-1232	<0.092	2.6	<0.19	<0.19	<0.11	NA	<0.083	<0.089	<0.1	NA
Aroclor-1242	<0.13	<0.1	<0.19	0.97	<0.15	NA	<0.083	0.24 J	<0.1	NA
<b>Dissolved PCBs</b>										
Aroclor-1016	NA	<0.033	<0.064	<0.064	NA	NA	<0.026	NA	<0.034	NA
Aroclor-1221	NA	<0.1	<0.19	<0.19	NA	NA	<0.078	NA	<0.1	NA
Aroclor-1232	NA	<0.1	<0.19	<0.19	NA	NA	<0.078	NA	<0.1	NA
Aroclor-1242	NA	<0.1	<0.19	<0.19	NA	NA	<0.078	NA	<0.1	NA
Aroclor-1248	NA	<0.1	<0.19	<0.19	NA	NA	<0.078	NA	<0.1	NA
Aroclor-1254	NA	<0.1	<0.19	<0.19	NA	NA	<0.078	NA	<0.1	NA
Aroclor-1260	NA	<0.035	<0.067	<0.067	NA	NA	<0.027	NA	<0.035	NA

Only VOCs, and PCBs detected in one or more water samples are listed on the table. Refer to laboratory analytical reports for a complete list of constituents analyzed.

**100** Concentration exceeds the NR 140 Wis. adm. code Preventive Action Limit.

**100** Concentration exceeds the NR 140 Wis. adm. code Enforcement Standard.

\* The LCS or LCSD exceeds the control limits.

< Constituent not detected above noted laboratory detection limit.

bls Below land surface.

DUP Duplicate sample.

J Result is between the method detection limit and the limit of quantitation.

µg/L Micrograms per liter.

NA Not analyzed.

NE Not established.

PCBs Polychlorinated Biphenyls.

VOCs Volatile Organic Compounds.

Table I-1. Groundwater VOC and PCB Analytical Results, Madison-Kipp Corporation, 201 Waubesa Street, Madison, Wisconsin.

Well ID	MW-23D (continued)		MW-24		MW-25D		MW-25D2		MW-26S
	45-50	45-50	30-40	30-40	120-130	120-130	160-170	160-170	7-17
Sample Interval (feet bls)	04/20/13	07/17/13	04/29/13	07/19/13	05/06/13	07/19/13	05/06/13	07/19/13	8/23/2013
Sample Date	04/20/13	07/17/13	04/29/13	07/19/13	05/06/13	07/19/13	05/06/13	07/19/13	8/23/2013
<b>VOCs (µg/L)</b>									
1,1,1,2-Tetrachloroethane	NA	<0.25	<0.25	<0.25	<0.25	<0.25	<0.25	<0.25	<0.25
1,1,2-Trichloroethane	NA	<0.28	<0.28	<0.28	<0.28	<0.28	<0.28	<0.28	<0.28
1,1-Dichloroethene	NA	<0.31	<0.31	<0.31	<0.31	<0.31	<0.31	<0.31	<0.31
1,2,4-Trimethylbenzene	NA	<0.14	<0.14	<0.14	<0.14	<0.14	<0.14	<0.14	<0.14
1,2-Dibromoethane	NA	<0.36	<0.36	<0.36	<0.36	<0.36	<0.36	<0.36	<0.36
1,2-Dichlorobenzene	NA	<0.27	<0.27	<0.27	<0.27	<0.27	<0.27	<0.27	<0.27
1,2-Dichloropropane	NA	<0.2	<0.2	<0.2	<0.2	<0.2	<0.2	<0.2	<0.2
1,3,5-Trimethylbenzene	NA	<0.18	<0.18	<0.18	<0.18	<0.18	<0.18	<0.18	<0.18
Benzene	NA	<0.074	<0.074	<0.074	<0.074	<0.074	<0.074	<0.074	<0.074
Bromoform	NA	<0.28	<0.28	<0.28	<0.28	<0.28	<0.28	<0.28	<0.28
Bromomethane	NA	<0.31	<0.31	<0.31	<0.31	<0.31	<0.31	<0.31	<0.31
Carbon tetrachloride	NA	<0.26	<0.26	<0.26	<0.26	<0.26	<0.26	<0.26	<0.26
Chloroform	NA	<0.2	<0.2	<0.2	<0.2	<0.2	<0.2	<0.2	<0.2
Chloromethane	NA	<0.18	<0.18	<0.18	<0.18	<0.18	<0.18	<0.18	<0.18
cis-1,2-Dichloroethene	NA	<0.12	<0.12	<0.12	<0.12	<0.12	<0.12	<0.12	<0.12
Dichlorodifluoromethane	NA	<0.2	<0.2	<0.2	<0.2	<0.2	<0.2	<0.2	<0.2
Ethylbenzene	NA	<0.13	<0.13	0.31 J	<0.13	<0.13	<0.13	<0.13	<0.13
Isopropylbenzene	NA	<0.14	<0.14	<0.14	<0.14	<0.14	<0.14	<0.14	<0.14
Methyl tert-butyl ether	NA	<0.24	<0.24	<0.24	<0.24	<0.24	<0.24	<0.24	<0.24
Methylene Chloride	NA	<0.68	<0.68	<0.68	<0.68	<0.68	<0.68	<0.68	<0.68
Naphthalene	NA	<0.16	<0.16	<0.16	<0.16	<0.16	<0.16	<0.16	<0.16
n-Butylbenzene	NA	<0.13	<0.13	<0.13	<0.13	<0.13	<0.13	<0.13	<0.13
N-Propylbenzene	NA	<0.13	<0.13	<0.13	<0.13	<0.13	<0.13	<0.13	<0.13
p-Isopropyltoluene	NA	<0.17	<0.17	<0.17	<0.17	<0.17	<0.17	<0.17	<0.17
sec-Butylbenzene	NA	<0.15	<0.15	<0.15	<0.15	<0.15	<0.15	<0.15	<0.15
Styrene	NA	<0.1	<0.1	<0.1	<0.1	<0.1	<0.1	<0.1	<0.1
tert-Butylbenzene	NA	<0.14	<0.14	<0.14	<0.14	<0.14	<0.14	<0.14	<0.14
Tetrachloroethene	NA	<b>170</b>	<b>3</b>	<b>3</b>	<b>0.76 J</b>	<b>2.8</b>	<0.17	<0.17	<b>1.4</b>
Toluene	NA	<0.11	<0.11	<0.11	<0.11	<0.11	<0.11	<0.11	<0.11
trans-1,2-Dichloroethene	NA	<0.25	<0.25	<0.25	<0.25	<0.25	<0.25	<0.25	<0.25
Trichloroethene	NA	0.21 J	<0.19	<0.19	<0.19	<0.19	<0.19	<0.19	<0.19
Vinyl chloride	NA	<0.1	<0.1	<0.1	<0.1	<0.1	<0.1	<0.1	<0.1
Xylenes, Total	NA	<0.068	<0.068	0.37 J	<0.068	0.36 J	<0.068	<0.068	<0.068

Footnotes on Page 62.



**Table I-1. Groundwater VOC and PCB Analytical Results, Madison-Kipp Corporation, 201 Waubesa Street, Madison, Wisconsin.**

Well ID	MW-23D (continued)		MW-24		MW-25D		MW-25D2		MW-26S
	45-50	45-50	30-40	30-40	120-130	120-130	160-170	160-170	7-17
Sample Interval (feet bls)	04/20/13	07/17/13	04/29/13	07/19/13	05/06/13	07/19/13	05/06/13	07/19/13	8/23/2013
Sample Date	04/20/13	07/17/13	04/29/13	07/19/13	05/06/13	07/19/13	05/06/13	07/19/13	8/23/2013
<b>Total PCBs</b>									
Aroclor-1016	<0.065	<0.067 *	NA	NA	NA	NA	NA	NA	NA
Aroclor-1232	<0.19	<0.2	NA	NA	NA	NA	NA	NA	NA
Aroclor-1242	<0.19	<0.2	NA	NA	NA	NA	NA	NA	NA
<b>Dissolved PCBs</b>									
Aroclor-1016	<0.066	<0.068 *	NA	NA	NA	NA	NA	NA	NA
Aroclor-1221	<0.2	<0.2	NA	NA	NA	NA	NA	NA	NA
Aroclor-1232	<0.2	<0.2	NA	NA	NA	NA	NA	NA	NA
Aroclor-1242	<0.2	<0.2	NA	NA	NA	NA	NA	NA	NA
Aroclor-1248	<0.2	<0.2	NA	NA	NA	NA	NA	NA	NA
Aroclor-1254	<0.2	<0.2	NA	NA	NA	NA	NA	NA	NA
Aroclor-1260	<0.069 *	<0.071	NA	NA	NA	NA	NA	NA	NA

Only VOCs, and PCBs detected in one or more water samples are listed on the table. Refer to laboratory analytical reports for a complete list of constituents analyzed.

**100** Concentration exceeds the NR 140 Wis. adm. code Preventive Action Limit.

**100** Concentration exceeds the NR 140 Wis. adm. code Enforcement Standard.

\* The LCS or LCSD exceeds the control limits.

< Constituent not detected above noted laboratory detection limit.

bls Below land surface.

DUP Duplicate sample.

J Result is between the method detection limit and the limit of quantitation.

µg/L Micrograms per liter.

NA Not analyzed.

NE Not established.

PCBs Polychlorinated Biphenyls.

VOCs Volatile Organic Compounds.